

Constant Speed Drives

60 Hz Imperial

Safe, reliable, and efficient




NORD DRIVESYSTEMS

Complete drive solutions from a single source



NORD Delivers

NORD offers first-class customer service and support along with full-featured drive solutions that can tackle the toughest requirements. All components are carefully selected and precisely configured to meet your exact specifications. In the rare case that standard components won't meet your needs, our in-house engineering team will work with you to design custom components or a complete customized system.




Reduce Lead Times and Decrease Inventory

- ▶ Fastest lead times in the industry with NO expedite fees
- ▶ Over 20,000,000 standard configurations to reduce or eliminate the need for custom components
- ▶ Modular drives, motors, and electronic controls minimize inventory of replacement units and parts



Global Product Designs, Standards, and Support

- ▶ Innovative, industry-standard products to support a wide range of applications
- ▶ Global sales and support network
- ▶ Dedicated mechanical and electrical application engineers ready to assist you
- ▶ Online resources available to you any time
- ▶ 24/7/365 emergency breakdown service



Increase Efficiency and Reduce Operation Costs

- ▶ myNORD online tools for fast selection, configuration, ordering, and tracking of your drive units
- ▶ Drive systems that are perfectly matched to your application for optimum performance and energy efficiency
- ▶ Program personalization, such as weekly shipment schedules and custom nameplates
- ▶ Partner with a company that is easy to do business with and wants to see you succeed!





Contents

INTRODUCTION	A3	(3)
NOMENCLATURE	A6	(6)
DESCRIPTION OF GEAR UNITS	A8	(8)
OVERVIEW OF DESIGNS AND OPTIONS	A18	(18)
Lubrication	A27	(27)
Input Adapters	A42	(42)
Surface Protection	A45	(45)
GEAR UNIT SELECTION	A47	(47)
Input Power and Service Factor	A48	(48)
Radial and Axial Forces	A52	(52)
STANDARDS AND REGULATIONS	A54	(54)
Standard Solid Shaft Dimensions	A54	(54)
Standard Hollow Shaft Dimensions	A56	(56)
Shaft Tolerances	A58	(58)
Table Abbreviations	A61	(61)
Direction of Rotation	A62	(62)
Terminal Boxes and Cable Glands	A64	(64)
Installation Positions	A66	(66)
ENGINEERING INFORMATION	A68	(68)
Screw Conveyor Package	A68	(68)
Shrink Disc & GRIPMAXX™	A76	(76)
Fixing Element Kit	A88	(88)
NORDBLOC.1® HELICAL INLINE GEAR UNITS	B1	(91)
Inquiry Form	B2	(92)
Available Versions	B3	(93)
Gear Unit Motor Data	B4	(94)
Dimensions	B71	(161)
Options	B114	(204)



Contents

UNICASE™ HELICAL INLINE GEAR UNITS.	C1	(215)
Inquiry Form.	C2	(216)
Available Versions.	C3	(217)
Gear Unit Motor Data	C4	(218)
Dimensions	C76	(290)
Options	C120	(334)
UNICASE™ PARALLEL SHAFT GEAR UNITS	D1	(337)
Inquiry Form.	D2	(338)
Available Versions.	D3	(339)
Gear Unit Motor Data	D4	(340)
Dimensions	D80	(416)
Options	D126	(462)
HELICAL BEVEL GEAR UNITS.	E1	(477)
Inquiry Form.	E2	(478)
Available Versions.	E3	(479)
Gear Unit Motor Data	E4	(480)
Dimensions	E72	(548)
Options	E150	(626)
UNICASE™ HELICAL WORM GEAR UNITS.	F1	(637)
Inquiry Form.	F2	(638)
Available Versions.	F3	(639)
Gear Unit Motor Data	F4	(640)
Dimensions	F42	(678)
Options	F70	(706)
UNIVERSAL SI AND SMI WORM GEAR UNITS.	G1	(709)
Available Versions.	G3	(711)
Gear Unit Motor Data	G4	(712)
Dimensions	G22	(730)



Introduction

NORD gear units were developed according to the tried-and-tested UNICASE™ principle. This applies to all versions, including foot, flange, and shaft mounted gear units.


“UNICASE” describes a single housing block into which all bearing mounts are integrated. The housing is machined in a single setup on state-of-the-art CNC machines for precision, rigidity, and strength. There is no joint between the output side and the gear unit housing, eliminating the effect that torque and radial forces have on traditional two-piece housings. All NORD housings are made of rugged cast iron or lightweight cast aluminum alloy and limited sizes of ductile cast iron housings are available on request. The pinions and gears are made of the highest quality alloyed steel, and the teeth are case-hardened (except for worm gear units).

UNICASE design

The UNICASE design also results in optimized geometries and precise shaft alignment, providing excellent load-bearing capacity, long operating life, and low noise. Gear, bearing, and shaft dimensions are calculated according to DIN 3990, DIN ISO 281, or Niemann for all powers and speeds shown in this catalog.

NORD gear unit bearings and gears run in an oil bath to provide constant lubrication and extend the life cycle. In addition to the positive locking keyed connection, the gears also have a pressed connection between the shaft and hub. Normally, shaft seals made of NBR material are used; however, shaft seals made of FKM (Viton) are available as an option. All NORD gear units are manufactured to provide the very highest levels of safety and reliability.

Extended service life



Introduction

Corporate Social Responsibility (CSR)

We act with integrity and responsibility for the environment. As a company which is aware of its responsibilities, we economize our use of resources and act in an environmentally friendly manner. With energy-efficient drive systems, we support the industry in reducing CO2 emissions.

Principles of responsibility influence our business actions

As a globally active company, we assume our responsibility locally on site and in our business areas worldwide. We and our employees want to improve continuously, whether in occupational safety or in optimization of procedures with our suppliers. Economic, profit-oriented development, environmental protection, and energy savings are not considered conflicting interests but rather prioritized as a common goal.



Governance & Processes

NORD's sustainability plan was introduced in 2022. Important milestones were the successful introduction of a certified environmental management system in Germany and the publication of the first sustainability report for the Bargtheide site. Our work continues as we establish an international governance and reporting structure for the entire NORD Group in 48 subsidiaries.



People

There is a need to develop comprehensive concepts and approaches to ensure NORD's attractiveness as an employer worldwide. This includes analysis of the current labor market and adjusting our recruitment process to hire and retain seasoned specialists and young talent.



Environment

As a mechanical engineering company, NORD has a significant influence on global resource consumption and greenhouse gas emissions. Our goal is to coordinate structured measures and document the details outlining our environmental commitment in a legally secure manner that applies to our international business. The topics energy and climate are included in the environmental field of action.



Products

As a manufacturing company, our products are always at the heart of our sustainability efforts with great strategic importance. The design, life cycle, and application fields of our products have an impact on the issues of material efficiency, human rights, and greenhouse gas emissions. Consequently, there are overlaps with the following fields of action: humans, environment, and supply chain.




Supply Chain

A structured approach to transparent, low-risk supply chain management is required for responding to the increasing pressure from legislators and customers to reduce the complex social, ecological, and economic risks in the supply chain.



Introduction

Introduction



- ▶ Developing and manufacturing a wide range of automation products and technology for over 50 years
- ▶ Global headquarters and technology center in Bargteheide near Hamburg
- ▶ Innovative drive solutions for more than 100 industries
- ▶ 7 production locations with cutting edge technology produce gear units, motors, and drive electronics for complete drive systems from a single source
- ▶ NORD has 48 subsidiaries in 36 countries and further sales partners in more than 50 countries, providing local stock, assembly centers, technical support, and customer service
- ▶ More than 4,700 employees throughout the world create customized solutions



Headquarters in Bargteheide



Gear unit production



Inverter production



Motor production



Production and assembly



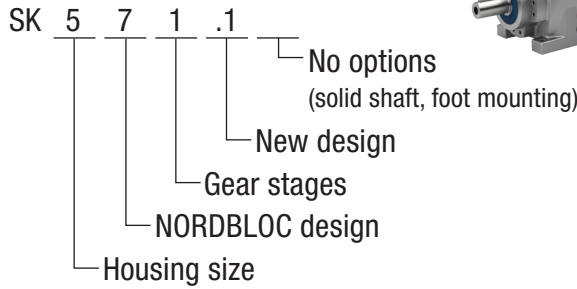
Motor assembly



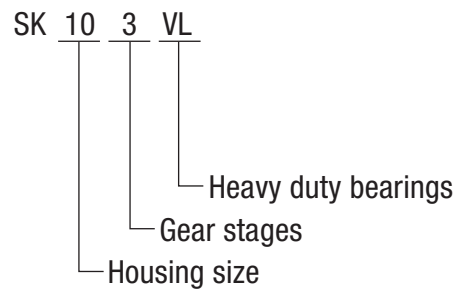
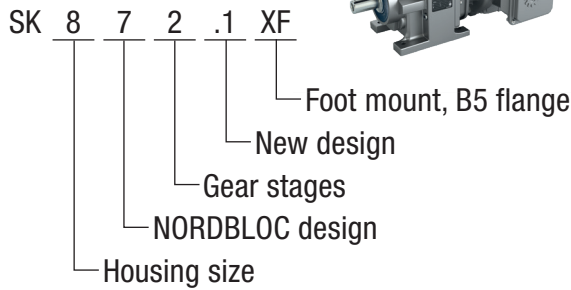
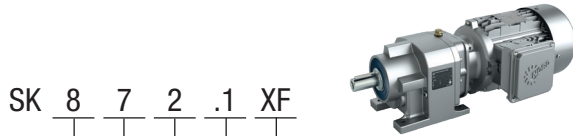
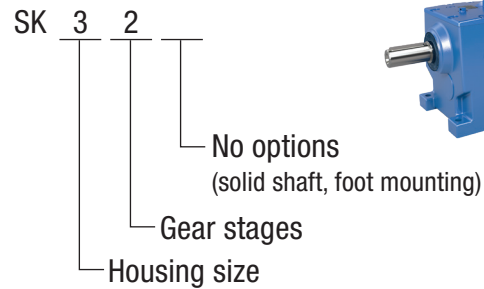

Nomenclature

Introduction

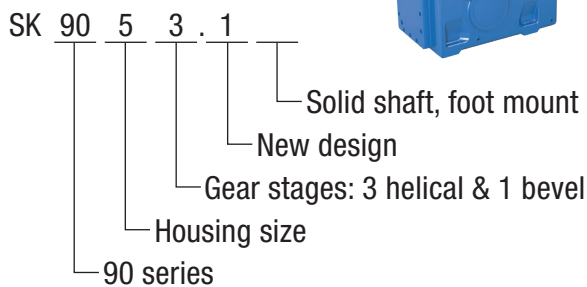

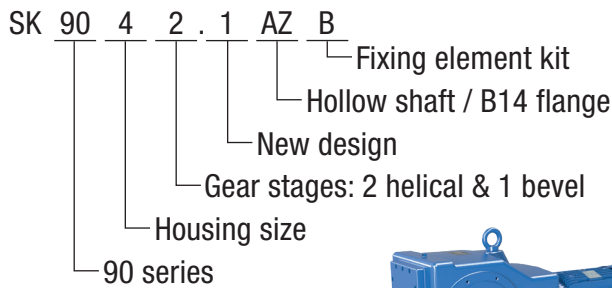
NORDBLOC.1® Helical Inline Gear Units



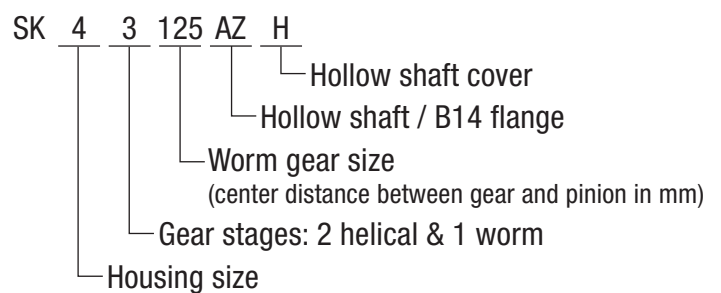

UNICASE™ Helical Inline Gear Units



UNICASE™ Helical Bevel Gear Units



UNICASE™ Helical Worm Gear Units

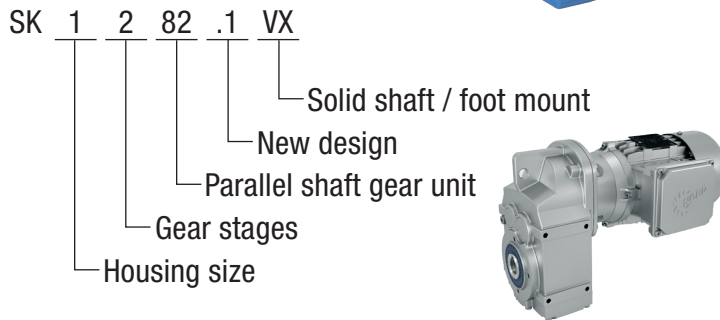
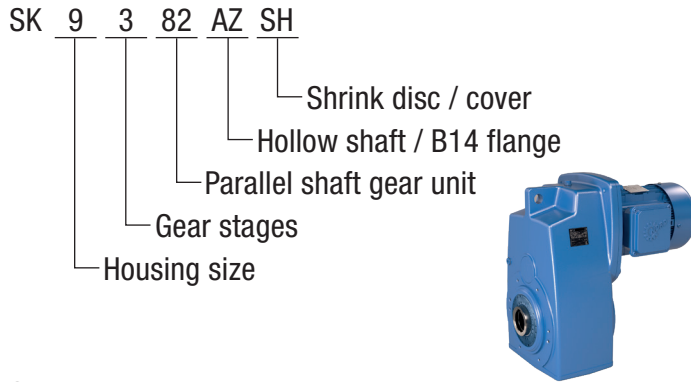




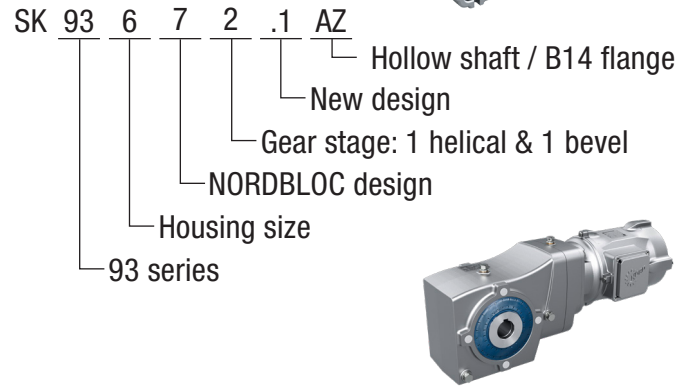
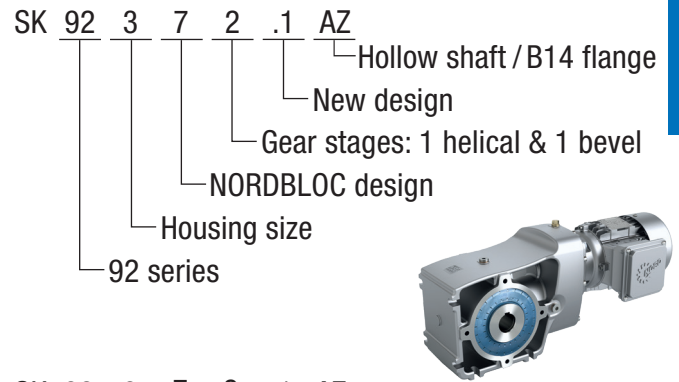
Nomenclature

Introduction

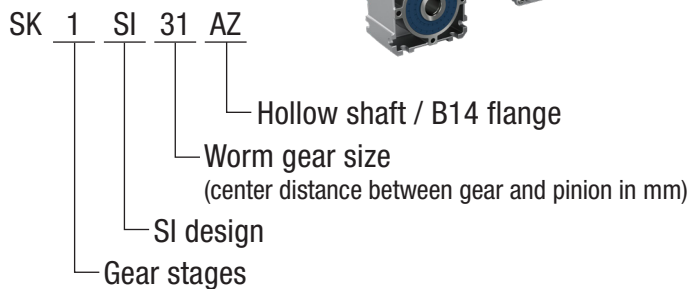
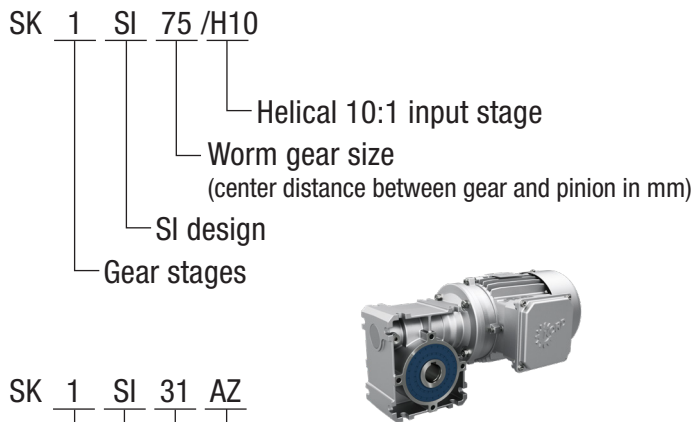
UNICASE™ Parallel Shaft Gear Units





NORDBLOC.1® Helical Bevel Gear Units




UNIVERSAL SI Worm Gear Units



UNIVERSAL SMI Worm Gear Units



Description of Gear Units



NORDBLOC.1® Helical Inline Gear Units

Case Sizes: 16

Gear Unit	Stages	Housing Design	Housing Material
SK 071.1 – SK 771.1	1	Standard housing	Aluminum
SK 871.1 – SK 1071.1	1	Standard housing	Cast iron
SK 072.1 – SK 172.1	2	Standard housing	Aluminum
SK 372.1 – SK 673.1	2 and 3	Standard housing	Aluminum
SK 772.1 – SK 973.1	2 and 3	Standard housing	Cast iron

The NORDBLOC.1 design enables installation of stronger bearings compared to the previous NORDBLOC series. This results in higher permissible radial and axial forces and a longer service life. Gear motors that utilize the helical inline design can be implemented with direct motor attachment.


The aluminum housing is lightweight and its smooth surfaces have inherent corrosion protection even without paint, although paint is offered as an option. For additional surface protection in extreme operating environments, including hygienic, caustic, and heavy wash-down areas, nsd tupH Sealed Surface Conversion System is also available.

Special gear unit versions

Gear Unit	Information
SK 372.1, SK 373.1	Gear unit sizes SK 372.1 and 373.1 are available with a B5 Ø120 mm drive flange. Output shaft is 28 mm longer. Permissible radial forces are reduced by 30%.
SK 572.1, SK 573.1	Gear unit size SK 572.1 and 573.1 are available with a Ø35 mm output shaft with a B5 Ø140 mm or Ø160 mm drive flange. Output shaft is 33 mm longer. Permissible radial forces are reduced by 30%.
SK 572.1(*), SK 573.1(*)	Gear unit size SK 572.1 and SK 573.1 are available with a Ø35x70 mm or Ø30x60 mm output shaft. Permissible radial force is reduced by 30% for a Ø30x60 mm shaft. Permissible radial forces stated in the power and gear ratio tables are listed for both dimensions (smaller value for Ø30x60 mm shaft).

UNICASE™ Helical Inline Gear Units

Case Sizes: 11



Gear Unit	Stages	Housing Design	Housing Material
SK 02 – SK 102	2	Standard housing	Cast iron
SK 03 – SK 53	3	Standard housing plus add-on housing	Cast iron
SK 62/63 – SK 102/103	2 and 3	Standard housing	Cast iron

UNICASE Helical Inline Gear Units have solid shafts and are available in both foot and flange mounted versions. For flange mounted units, the flange is cast on with no screw connections between the flange and the housing. Double gear units with 4, 5, and 6 stages are available for high gear ratios.



Description of Gear Units


UNICASE™ Parallel Shaft Gear Units

Case Sizes: 15

Gear Unit	Stages	Housing Design	Housing Material
SK 0182.1			
i: 4.85 – 16.24	2	Standard housing	Aluminum
i: 19.83 – 153.54	3	Standard housing	Aluminum
SK 0282.1			
i: 4.79 – 18.24	2	Standard housing	Aluminum
i: 18.96 – 247.02	3	Standard housing	Aluminum
SK 1282.1, SK 1382.1	2 and 3	Standard housing Optional housing	Aluminum Cast iron
SK 1282 – SK 5282	2	Standard housing	Cast iron
SK 2382 – SK 5382	3	Standard housing plus add-on housing	Cast iron
SK 6282 – SK 9382	2 and 3	Standard housing	Cast iron
SK 10382.1, SK 11382.1	3	Standard housing	Cast iron



Cast iron parallel shaft gear units



Aluminum parallel shaft gear units

The axle offset for parallel shaft gear units results in a more compact design when compared to helical gear units. In shaft mount versions with a continuous hollow shaft, the gear unit can be mounted directly onto the drive shaft of the machine.

NORD motors can be attached to these units directly without a coupling. IEC and NEMA adapters are also available or a free input shaft can be attached.

Parallel shaft gear units SK 0182.1 – SK 1382.1 feature a standard die-cast aluminum housing. These aluminum housings are lightweight, cost-effective, and dissipate heat efficiently. They are also inherently corrosion resistant, but can utilize NORD's nsd tupH™ Sealed Surface Conversion System for additional surface protection in extreme environments and heavy wash-down areas.

Parallel shaft gear units SK 1282.1 and above feature cast iron, single piece UNICASE housings with smooth surfaces, making them extremely robust. As a standard, the housings have a cast torque support and an output-side B14 flange. Machined foot surfaces with threaded attachment holes, screw-on B5 flanges, and mounting feet are available.

At the output side, solid shafts, hollow shafts with feather keys, hollow shafts with shrink disks, and splined hollow shafts are provided as standard.

It is possible to adapt the axis height of the SK 11382.1 gear unit to the dimensions of older gear unit types (SK 11282 and SK 11382). Spacers are available for this option. The axis height is measured from the foot plate to the output shaft.

Aluminum housing


Cast iron housing

Description of Gear Units



UNICASE™ Helical Bevel Gear Units

Case Sizes: 11




90.1 UNICASE helical bevel gear units

Gear Unit	Stages	Housing Design	Housing Material
SK 9012.1 – SK 9096.1	3 and 4	Standard housing	Cast iron

UNICASE Helical Bevel Gear Units are angular gear units where the motor shaft and output shaft form a 90° angle, providing flexible installation options where a compact footprint is required. These gear units are built with robust, cast iron housings that require low maintenance, deliver long service life, and provide high axial and radial load capacities. Helical bevel gear units also offer a variety of shaft and mounting options and are available with an integrated backstop.

NORDBLOC.1® Helical Bevel Gear Units

Case Sizes: 6



92.1 NORDBLOC.1 helical bevel gear units

Gear Unit	Stages	Housing Design	Housing Material
SK 920072.1 – SK 92772.1	2	Standard housing	Aluminum
SK 930072.1 – SK 93772.1	2	Standard housing	Aluminum

NORDBLOC.1 Helical Bevel Gear Units are built to optimize system performance and efficiency, as well as reduce variants. NORD's manufacturing precision also ensures an accurate alignment of all bearing seats, internal shafts, and gears for a long, reliable operation.



93.1 NORDBLOC.1 helical bevel gear units

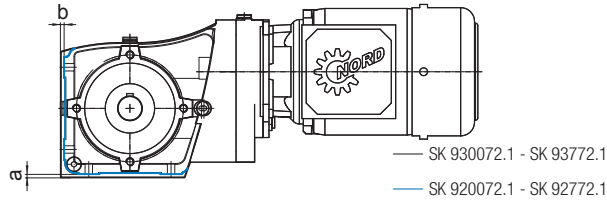
NORD additionally offers helical bevel gear units SK 930072.1 – SK 93772.1 with closed housings that are suitable for use in the Food & Beverage industry due to their hygienic smooth surfaces. The power data for the gear unit series SK 930072.1 – SK 93772.1 are identical to those for the SK 920072.1 – SK 92772.1 gear unit series, so this catalog only contains selection lists for the SK 920072.1 – SK 92772.1 series.



Description of Gear Units

Flange mounting is standard for the helical bevel series and the mounts for both the open and closed housings are identical. The housing contours differ slightly as follows:

Mounts and housings



		SK 930072.1	SK 93072.1	SK 93172.1	SK 93372.1	SK 93672.1	SK 93772.1
a	[mm/in]	1 / 0.04	3 / 0.12	2 / 0.08	4 / 0.16	4.5 / 0.18	5 / 0.20
b	[mm/in]	2.5 / 0.10	3 / 0.12	2 / 0.08	4 / 0.16	4.5 / 0.18	5 / 0.20

Efficiency η :

The advantage of a bevel gear unit is nearly constant efficiency over the entire gear ratio range – practically equal to that of helical and parallel shaft gear units.


NORD bevel gear units are available with multiple gear stages:

	2-Stage	3-Stage	4-Stage
Helical Gear Stage	-	-	1st stage
Helical Gear Stage	1st stage	1st stage	2nd stage
Bevel Gear Stage	2nd stage	2nd stage	3rd stage
Helical Gear Stage	-	3rd stage	4th stage

For NORDBLOC.1 helical bevel gear units, there is the option of treating the die-cast aluminum housing or the cast aluminum housing with nsd tupH Sealed Surface Conversion System. This surface treatment provides special protection against corrosion.

[nsd tupH™ Sealed Surface Conversion](#)

Description of Gear Units



UNICASE helical worm gear units

UNICASE™ Helical Worm Gear Units


Case Sizes: 6

Gear Unit	Stages	Housing Design	Housing Material
SK 02040.1	2	Standard housing	Aluminum
SK 02050 – SK 42125	2	Standard housing	Cast iron
SK 13050 – SK 43125	3	Standard housing plus add-on housing	Cast iron

UNICASE Helical Worm Gear Units are angular gear units available in multiple stages where the motor shaft and the output shaft form a 90° angle. This allows for flexible mounting options where installation space is limited.

The helical gears of UNICASE worm gear units are made of high alloy steel with case-hardened teeth. Optimized geometries and precise shaft alignment provide excellent load-bearing capacity, long operating life, and quiet operation. The worm stage has a hardened cylinder worm as well as a worm gear with a special bronze rim welded to it. This combination ensures ultimate reliability.

UNICASE worm gear units are factory lubricated with high-quality, synthetic lubricant. This lubricant prevents friction, provides a high degree of efficiency, and further increases the life of these gear units.



SK 02040.1 UNICASE helical worm gear units

NORD's 2-stage SK 02040 UNICASE worm gear units have been redesigned as SK 02040.1 gear units. Made from high-strength aluminum or die-cast aluminum, these units guarantee maximum strength and rigidity in a lightweight, compact unit. Their universal mounting design offers significant customer advantages, including fast installation.

Efficiency η :

NORD worm gear units achieve efficiencies of up to 92%. New worm gear units need to run approximately 25 hours at maximum load to achieve the efficiencies shown below. This is due to a higher friction coefficient with new gears. A proper run time will allow the teeth of the worm gear set to mesh cleanly. This effect is increased at lower incline angles, i.e., with a lower number of starts in the worm.

Based on typical experience, the following allowances should be made:

- ▶ 1-start up to approximately 12%
- ▶ 2-start up to approximately 6%
- ▶ 3-start up to approximately 3%
- ▶ 6-start up to approximately 2%

The number of worm threads are listed in the output and gear ratio tables.

The following conditions must be met to achieve the efficiencies shown:

- ▶ Gear unit is fully broken in
- ▶ Gear unit has reached steady state temperature
- ▶ Gear unit is filled with the specified lubricant
- ▶ Gear unit outputs the rated torque for the unit




Description of Gear Units


UNIVERSAL SI and SMI Worm Gear Units

Case Sizes: 10

Gear Unit	Stages	Housing Design	Housing Material
SK 1SI31 – SK 1SI75	1	Standard housing	Aluminum
SK 1SMI31 – SK 1SMI75	1	Standard housing	Aluminum
SK 1SI40/H10 – SK 1SI75/H10	2	Standard housing plus add-on housing	Aluminum
SK 1SMI40/H10 – SK 1SMI75/H10	2	Standard housing plus add-on housing	Aluminum



SI gear unit series



SMI gear unit series

The SI gear unit series is a modular family that utilizes a universal housing. The basic gear unit is supplemented with a range of easily configured components that are either supplied as assembled units by NORD or supplied loose and assembled by the customer. These standard modular components provide maximum flexibility for a wide range of applications, and due to the global availability of the individual components, are also able to be delivered very quickly. Visit shop.nord.com to order modular components.

The SMI series is characterized by a smooth surface design that makes it specially suitable for wash-down environments and applications in the Food & Beverage industry. SMI units can either be supplied with direct motor mounting without a coupling or with an IEC/NEMA motor. A differentiation is made between the foot-mounted version and the flange-mounted version.

SI and SMI gear unit series are available in case sizes 31, 40, 50, 63, and 75.

Nomenclature

Gear Unit	IEC / NEMA input	Integral Motor
Worm gear unit	SK 1S(M)lxx	SK 1S(M)IDxx
Worm gear unit with H10 input stage	SK 1S(M)lxx/H10	
Worm gear unit with helical input stage		SK 2S(M)IDxx
Double worm gear	SK 1S(M)lxx/xx	

Description of Gear Units



Standard speed ratios

Speed Ratios

The speed ratios of the single-stage gear units cover a wide range and are the same for all sizes. All speed ratios are finite and precisely specified. The worms of all worm gear units in the NORD UNIVERSAL range have a right-handed helix from which the rotation direction results.

- ▶ 5
- ▶ 7.5
- ▶ 10
- ▶ 12.5
- ▶ 15
- ▶ 20
- ▶ 25
- ▶ 30
- ▶ 40
- ▶ 50
- ▶ 60
- ▶ 80
- ▶ 100

H10 input stage

SK 1S(M)I40, SK 1S(M)I50, SK 1S(M)I63, and SK 1S(M)I75 can be extended to form a 2-stage helical worm gear unit by fitting them with an H10 helical gear adapter. The speed ratio of the H10 input stage is $i_{H10} = 10$.

Helical input stage

A highly compact first stage with a speed ratio of $i_{vor} = 5$ with integral motor mounting is available for SK 1S(M)I40, SK 1S(M)I50 and SK 1S(M)I63.

Double worm gear

The double worm gear adapter allows for the combination of two worm gear units. The following double worm gear units are available:

- ▶ SK 1S(M)I40/31
- ▶ SK 1S(M)I63/31
- ▶ SK 1S(M)I50/31
- ▶ SK 1S(M)I75/40

Self-locking

Self-locking NORD UNIVERSAL worm gear units disable the stationary gear unit from rotating, even with large torques at the output (worm gear shaft). When running, the drive automatically comes to rest when the motor is switched off. With a mass-acceleration factor of $m_{af} > 1$, (see the section 'Gear Unit Selection') the self-locking can result in sudden blocking of the drive or rattling vibrations in case of load reversals in thrust operation (see VDI 2158). Gear units that are not self-locking should be selected for these fields of application.

Self-locking and self-braking depends on the speed ratio in the worm stage.

$i = 5 - 10$	$i = 12.5 - 40$	$i = 50 - 80$	$i = 100$
No self-locking	No specific statement regarding self-locking	Self-locking at rest and with no vibration	Self-locking
No self-braking	No self-braking	No specific statement regarding self-braking	Self-braking at $n_1 < 1500$ r/min for: SK 1S(M)I31, SK 1(M)I40, SK 1S(M)I50



Description of Gear Units

Efficiency

Ratio	SK 1S(M)I31	SK 1S(M)I40	SK 1S(M)I50	SK 1S(M)I63	SK 1S(M)I75	Start-Up
5	86	88	90	92	93	72
7.5	82	85	87	89	91	67
10	79	83	85	88	89	62
12.5	76	80	84	86	88	59
15	71	75	79	82	84	53
20	66	72	76	79	82	47
25	62	68	73	77	80	43
30	54	60	65	69	78	36
40	49	55	60	65	69	31
50	44	51	56	61	66	27
60	41	47	53	58	63	25
80	35	41	47	52	57	20
100	31	36	42	47	53	17

Efficiency η [%] at
 $\eta_1 = 1.500 \text{ r/min}$

Ratio	SK 1S(M)I31	SK 1S(M)I40	SK 1S(M)I50	SK 1S(M)I63	SK 1S(M)I75	Start-Up
5	87	89	91	92	93	72
7.5	82	85	88	90	91	67
10	80	83	86	88	90	62
12.5	77	81	84	87	89	59
15	72	76	80	83	85	53
20	67	73	77	80	83	47
25	63	69	74	78	81	43
30	55	61	66	70	79	36
40	50	56	62	66	70	31
50	46	52	58	63	67	27
60	42	48	54	59	64	25
80	36	42	48	54	59	20
100	32	38	44	49	54	17

Efficiency η [%] at
 $\eta_1 = 1.800 \text{ r/min}$

Notes On Gear Units and Geared Motors



Vertical mounting positions

Gear units and gear motors may be mounted in positions with vertical shafts. For these versions, the gear units are filled with additional lubricant to ensure gear pairings remain properly lubricated during operation. Some gearbox types are also equipped with specially sealed grease-lubricated bearings. With these versions, there are higher oil losses due to splashing which causes greater heating of the gear unit (contact NORD for evaluation).

Oil expansion tank



For vertical and top-mounted motors (installation position M4) and gear ratios $i < 20$, oil expansion chambers are strongly recommended to prevent the escape of oil through the air vent. Contact NORD so we can generate a solution for your specific drive application.

Special ambient conditions

When gear units are installed outdoors, in damp rooms, or when used in tropical environments, special seals and anti-corrosion measures are necessary. Other ambient conditions, such as during transport or storage prior to installation, may also require additional measures to protect the units and should be considered in the planning stage of the project. Please inform us of any special ambient environmental needs when ordering.

These conditions include:

- ▶ Aggressive or corrosive materials in the environment (contaminated air, gases, acids, bases, salts, etc.)
- ▶ High relative humidity or contact between the geared motor and liquids
- ▶ Severe dirt, dust, or sand deposits on the geared motor
- ▶ Severe air pressure fluctuations
- ▶ Radiation
- ▶ Extreme ambient temperatures or significant temperature changes
 - ▶ **Helical inline, helical bevel, and parallel shaft gear units:** $> 40^{\circ}\text{C} / 104^{\circ}\text{F}$ or $< -20^{\circ}\text{C} / -4^{\circ}\text{F}$
 - ▶ **Worm gear units:** $> 40^{\circ}\text{C} / 104^{\circ}\text{F}$ or $< 0^{\circ}\text{C} / 32^{\circ}\text{F}$
- ▶ Vibrations, accelerations, shocks, impacts, or other abnormal ambient conditions

Storage before commissioning



Prior to installation, gear units and gear motors should only be stored in dry rooms. For longer periods of storage, special measures are necessary. Please download the manual B1000 at www.nord.com.

Ventilation

NORD gear units have a standard autobreather vent that compensates for differences in air pressure between the interior of the gear unit and the environment. This vent is closed on delivery to avoid oil leakage during transport and must be activated prior to installation by removing the sealing plug.

Double gear units

With 4-, 5- and 6-stage double gear units, there is relatively no load loss due to the many rotating parts and the small drive input power. A no-load loss of approx. 40 watts for 4-pole motors up to 0.75 kW / 1.0 hp is considered in the performance tables.



Notes On Gear Units and Geared Motors

Drives for blowers, agitators, mixers and fans

Drives for ventilators, agitators, and mixers in wastewater treatment plants, in anaerobic digesters for biogas, and in process engineering and fan drives (e.g., in cooling towers) are normally subject to extremely harsh operating conditions such as:

- ▶ 24-hour continuous operation at nominal torque or nominal power
- ▶ Large inertia at the output with low gear ratios
- ▶ Vibrations in the drive chain
- ▶ High oscillating bending moments and forces on the drive shaft (with direct positioning of the mixer or ventilator shaft in the gear unit)
- ▶ Vertical Installation
- ▶ Outdoor installation including humidity and aggressive media, as well as severe changes in temperature that form condensation

High environmental protection is required in these instances and typically includes complete sealing and safe oil servicing.

NORD has developed a package of special measures to cater to these demanding conditions and highly recommends taking these into account during the planning stage of the project.



Special measures

A minimum service factor of $f_B = 1.7$ must be selected for agitator and mixer drives due to the heavy loads. NORD recommends a service factor greater than $f_B = 2.0$. For drives running on frequency inverters, care must be taken so that no control-induced vibrations are generated. Please note that a speed increase via frequency inverter will increase absorbed power by a power of three.

Service factor f_B

The service factor f_B must always be determined with reference to the maximum speed.

Overview of Designs and Options



Introduction

Abbreviation	Meaning	UNICASE™ / NORDBLOC.1® Helical Inline Gear Units	UNICASE™ Parallel Shaft Gear Units	UNICASE™ / NORDBLOC.1® Helical Bevel Gear Units	UNICASE™ Helical Worm Gear Units	UNIVERSAL SI / SMI Worm Gear Units
X	Foot-mounted housing	•		•	•	
F	B5 flange	•	•	•	•	•
Z	B14 flange	•	•	•	•	•
XF	Foot-mounted housing with B5 flange			•		•
XZ	Foot-mounted housing with B14 flange			•		•
V	Solid shaft	•	•	•	•	•
L	Double solid shaft			•	•	•
A	Hollow shaft		•	•	•	•
B	Fastening element		•	•	•	•
EA	Hollow shaft with internal spline		•	•	•	
S	Shrink disc		•	•	•	
VS	Reinforced shrink disc		•	•		
M	GRIPMAXX		•	•	•	
H	Hollow shaft cover		•	•	•	•
SH	Shrink disc cover		•	•	•	
H66	IP66 hollow shaft cover		•			
VL	Reinforced output bearings	•	•	•	•	
VL2	Spread bearing design		•	•		
VL3	Spread bearing design with oil safe dry cavity		•	•		
D	Torque arm			•	•	•
K	Bottom mount torque arm			•		
G	Rubber buffer		•			
VG	Reinforced rubber buffer		•			
SCP	Screw conveyor package (SCP)		•	•	•	
VI	Fluoro-rubber seals (FKM)	•	•	•	•	•
2WD	Double-output shaft seals	•	•	•	•	
OV	Open vent	•	•	•	•	•
DR	Spring-loaded breather / AUTOVENT™	•	•	•	•	•
R	Backstop			•		
OSG	Oil sight glass	•	•	•	•	
WC	Water cooling			•		
OC	Oil cooler	•	•	•	•	
OA	Oil expansion chamber	•	•	•	•	
OT	Oil reservoir tank	•	•	•		
W	Solid input shaft	•	•	•	•	•
IEC/NEMA	IEC and NEMA motor adapter	•	•	•	•	•



Overview of Designs and Options

Drive Types

The modular NORD concept enables gear units to accommodate all types of drives. All drives are bolted on and have turned mating surfaces for simple, precise mounting.

NORD supplies the following drive types:

- ▶ Gear motor
- ▶ Gear unit with free input shaft
- ▶ Gear unit with IEC or NEMA motor adapter

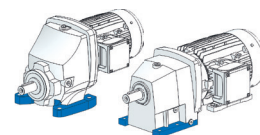
Among others, NORD provides the following mounting options:

- ▶ Foot (X)
- ▶ B5 flange (F)
- ▶ B14 flange (Z)
- ▶ Hollow shaft (A)
- ▶ Foot and B5 flange (XF)
- ▶ Foot and B14 flange (XZ)

Housing Design

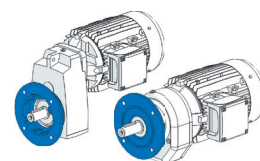
Foot-Mounted Housing (X)

Gear units are typically designed for foot mounting utilizing a mounting plate with bolts or studs. They are equipped with mounting feet with through holes.



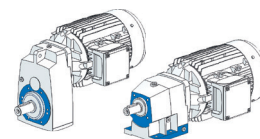
B5 Flange (F)

A B5 flange is a simple mounting flange with a large diameter, through holes, and a centered mating surface that secures the gear unit to the application. The B5 flange has standard metric dimensions and is available for all NORD gear motors.



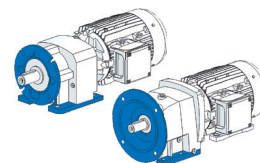
B14 Flange (Z)

A B14 flange has threaded holes and a centered mating surface in the housing of the gear unit. It is a compact method commonly used to attach the gear motor to the base of the application or to attach a wide range of add-on components such as a B5 flange, torque arm, or shaft cover. The B14 flange has standard metric dimensions.

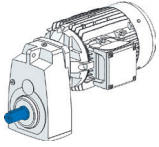


Foot-Mounted Housing with B5 Flange (XF)

NORD offers a wide range of gear units with a foot-mounted housing and B5 flange. This flange is intended for mounting auxiliary equipment on the gear unit and an additional support must be used if the flange is used to attach the gear unit to the application. The XF types of UNICASE™ Helical Bevel Gear Units are designed for foot mounting. The XF types of all other gear unit series can either be foot or flange mounted.



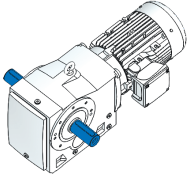
Overview of Designs and Options



Shaft Design

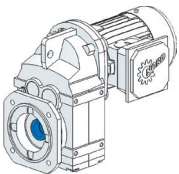
Solid Shaft (V)

NORD standard shafts with parallel keys have a threaded hole in the face side. These shafts are available in metric or imperial dimensions.



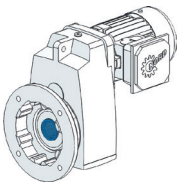
Double Solid Shaft (L)

The standard solid shaft end is projected out of both sides of the gear unit. This option is commonly used to transfer torque out of both sides of the reducer or to mount a speed-monitoring device, such as an encoder, on one of the shaft ends. Keyway alignment must be specified when ordering.



Extended Solid Shaft (VF)

NORD offers optional extended length solid shafts for UNICASE™ parallel shaft and helical bevel gear units with a mounting flange. This option provides additional shaft length (AH) past the mounting flange surface. Contact NORD for further details.



Hollow Shaft (A)

Standard hollow shafts with parallel keys are made from high-quality carbon steel. NORD gear motors are available with various shaft diameters upon request.

Fixing Element (B)

As small vibrations occur with all shafts, NORD supplies an optional fixing element kit. This prevents the gear motor from changing its position in an axial direction during use.

See ⇒ A88 for fixing element kit engineering information.

Hollow Shaft with Internal Spline (EA)

Hollow shafts with metric spline profiles as per DIN 5480 are available for select NORD gear motors. These splined shafts are often used for crane travel drives.

Torque Transmission Options

Shrink Disc (S)

The shrink disc is based on a clamping principle which enables torque transfer via friction by converting the tightening force of the clamping screws into a radial pressure between the shaft and the hub, allowing shrinking onto the shaft. Shrink discs enable a force fit which is completely free of play and can transfer large torques in contrast with other types of mounting. Shrink discs do not wear, even with frequent changes of load or direction of rotation.

Shrink discs provide the following advantages:

- ▶ No corrosion of the mating surface in contrast with parallel key couplings
- ▶ Easy assembly and dismantling
- ▶ Larger hollow bore diameters possible compared to hollow shafts with parallel keys

See ⇒  A76 for shrink disc engineering information.

Reinforced Shrink Disc (VS)

The NORD reinforced shrink disc provides greater clamping force and greater safety for demanding applications.

GRIPMAXX™ (M)

The GRIPMAXX is an innovative keyless bushing system designed and developed using the latest in Finite Element Modeling technology (FEM). GRIPMAXX uses the proven NORD shrink disc system and a unique hollow shaft design which provides both high strength and the required elasticity needed to accommodate many inch and metric bushing inserts. Like the shrink disc, GRIPMAXX results in a high-capacity interference fit.

Symmetrical GRIPMAXX (MM)

GRIPMAXX bushing systems are also available as a symmetrical design for left and right-handed shaft orientation. The symmetrical GRIPMAXX is ideal for standardization of spares on multiple right and left-handed hollow shaft installations.

See ⇒  A76 for GRIPMAXX engineering information.

Shaft Cover Options

Hollow Shaft Cover (H)

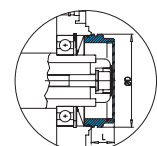
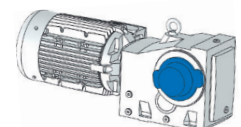
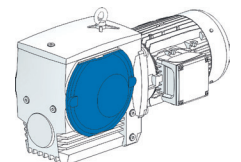
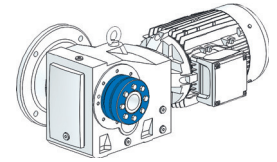
An optional cover for the rotating hollow shaft is available. This also protects the output shaft against dust and dirt.

Shrink Disc Cover (SH)

A shrink disc cover is required for all shrink disc gear units and provides protection from the rotating shrink disk. This cover is included with all shrink disc selected options.

IP66 Hollow Shaft Cover (H66)

NORD supplies hollow shaft covers in protection class IP66 (protection against dust and splashed water). The rotating hollow shaft is completely sealed against humidity and foreign bodies.



Overview of Designs and Options



Bearing Design

Reinforced Output Bearings (VL)

The use of reinforced output bearings with increased load bearing capacity enables higher external loads (radial/axial) to be absorbed. Contact NORD in case of greater axial or radial loads than shown in the rating tables.

Spread Bearing Design (VL2)

NORD offers reinforced output shaft bearings with increased bearing distance. The lower bearing is an oversized, double row spherical bearing that absorbs high overhung and thrust loads while providing a longer bearing life. The VL2 spread bearing design is commonly used for shredders, mixers, overhead conveyors, or applications requiring increased bearing load carrying capacities. Included with the VL2 design is a grease fitting for the lower bearing and a removable plug to allow excess grease to purge from the bearing cavity.

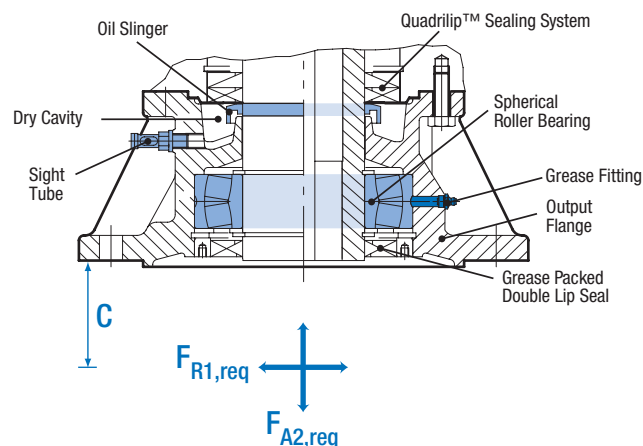
Spread Bearing Design with Oil Safe Dry Cavity (VL3)

The VL3 dry cavity design adds additional oil leak protective measures to the VL2 spread bearing design. NORD's sealing system prevents oil from leaking from the gear unit into the VL2 flange. If any oil were to leak past the seals, it would flow down to the oil slinger mounted onto the shaft. As the shaft rotates, the oil will sling off into the dry cavity. A sight tube is provided for dry cavity inspection. At the bottom of the spread bearing flange is a grease packed, double lip seal.

Calculation of bearing life

NORD can calculate the bearing service life upon request. The following values are required for calculation:

- ▶ P [kW / hp] Rated power
- ▶ n_2 [r/min] Output speed
- ▶ $F_{A2,req}$ [N / lb] Axial force
- ▶ $F_{R1,req}$ [N / lb] Radial force
- ▶ C [mm / in] Distance of point of action of the force from the contact surface of the flange
- ▶ L_h [h] Required bearing life
- ▶ $M_{B2,req}$ [Nm] Bending torque



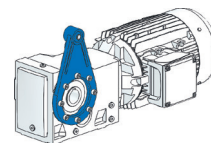


Overview of Designs and Options

Mounting Options

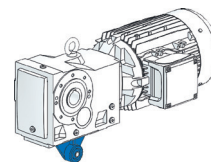
Torque Arm (D)

A torque arm is a compact, simple solution to secure a hollow shaft mounted gear motor. It is bolted to the gearbox's B14 flange and includes a rubber bushing at the attachment hole that acts as a shock absorber to dampen any load impacts.



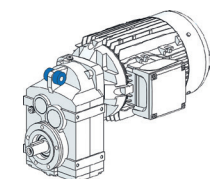
Bottom Mount Torque Arm (K)

A bottom mount torque arm is used to secure a shaft mounted gear motor. It is bolted to the underside of the gear unit and includes a rubber bushing at the attachment hole to absorb shock loads.



Rubber Buffer (G)

Two rubber buffers are mounted on the torque tab of the UNICASE™ parallel shaft gear units. They are used to dampen torsional load shocks that act on the gear motor. As the rubber buffers reduce the overall torsional load shocks, their use can increase the service life of the gear motor and the dampening effect can be increased using several buffers in a row. The permissible temperature range for the use of rubber buffers is from -40°C / -40°F to 80°C / 176°F.



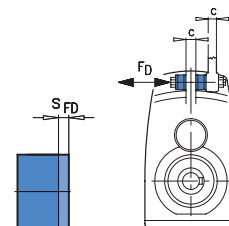
Total distance buffers compress at force: $S_{FDtot} = n \times S_{FD}$

- ▶ S_{FD} Distance buffers compress at force [mm]
- ▶ n Number of rubber buffers used in series

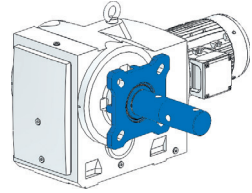
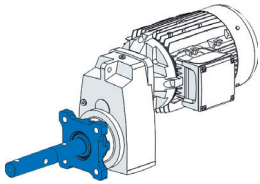
Reinforced Rubber Buffer (VG)

Rubber buffers are optionally available as reinforced VG versions for parallel shaft gear units with face mounted designs. Rubber buffers are always supplied in pairs.

- ▶ F_D Compressive force acting on rubber buffer [kN]
- ▶ c Width
- ▶ S_{FD} Distance buffers compress at force



Overview of Designs and Options



Screw Conveyor Package (SCP)

The NORD screw conveyor package provides a complete power transmission for screw conveyor applications. Increased efficiency comes from the elimination of costly V-belt drives and by providing integral gear motors or direct coupled motors. The SCP package also features a superior sealing system and flexible mounting features.

Optimized Sealing System

- ▶ Dual (VI) lip seals
- ▶ Grease impregnated packing seal
- ▶ Dual gap seals (excludes particles)
- ▶ Material evacuation ports
- ▶ Shaft material ditch

Mounting

- ▶ Standard CEMA mounting
- ▶ Versatile flange – multiple bolt patterns
- ▶ 3-hole tapered CEMA drive shaft (easy mounting and removal)
- ▶ Reduced bearing loads – tapered shaft allows for screw pipe misalignment
- ▶ Quick external removal feature

See ⇒ A68 for Screw Conveyor Package engineering information.

Sealing Options

(FKM) Fluoro-Rubber Seals (VI)

Fluoro-rubber elastomer (FKM) output shaft sealing rings, also known by the trade name Viton, can be supplied for almost all types of gear units. FKM seals have a higher resistance to heat and chemicals and are recommended in place of the standard NBR shaft sealing rings when temperatures are above 85°C (185°F) for mineral oil lubrication and 80°C (176°F) for synthetic lubrication. For applications in which the shaft sealing ring encounters chemicals from the outside, e.g. when cleaning the plant, the compatibility of the shaft sealing ring material must be checked, both for NBR and FKM.

Double-Output Shaft Seals (2WD)

Increased reliability is provided by the double shaft seal on the output side consisting of two shaft sealing rings. Substances acting on the seal from the outside must overcome additional barriers before they can reach the inner sealing lip and cause leakage.

In the event of damage from the outside, the second shaft seal provides additional leakage safety. The double shaft seal has an inner shaft seal (shape A, without protective lip) and an outer shaft seal (shape AS, with protective lip).



Overview of Designs and Options

Breathers

Open Vent (OV)

An open vent is available for NORD gear units. The open vent equalizes air pressure differences between the inner space of the gear unit and the outer environment. Open vents are closed upon delivery to prevent oil leakage. Before the gear unit is put in service, the open vent should be activated by removing the sealing plug.

UNIVERSAL SI Worm Gear Units

Worm gear units can be supplied with an open vent for most installation positions. The installation position must be stated for vented gear units.

Gear Unit	Installation Positions					
	M1	M2	M3	M4	M5	M6
SK 1SI31		●	●	●		●
SK 1SI40		●	●	●		●
SK 1SI50	●	●	●	●		●
SK 1SI63	●	●	●	●	●	●
SK 1SI75	●	●	●	●		●

Spring-Loaded Breather / AUTOVENT™ (DR)

The AUTOVENT™ helps prevent bearing and gear damage by behaving like a check valve to block the entry of foreign material and prevent lubrication contamination from dust particles, moisture, and air-borne process chemicals. The breather opens if the internal pressure rises during operation and closes tightly as the gearbox cools. This is optimal for humid conditions and wash-down environments, helping to maintain proper oil cleanliness while reducing foaming and oxidation.

Filtered Vent (FV)

A filtered vent allows gases to permeate but does not allow dust and debris to pass through the vent.

Magnetic Drain Plug (MG)

Magnetic drain plugs attract and hold ferrous metal particles that may circulate inside the gear unit's lubrication system. These potentially abrasive particles may cause excessive wear in the gear unit if they remain circulating. An increase of collected material may be a warning sign of future problems.

Overview of Designs and Options



Further Options

Backstop (R)

Grease-lubricated backstop

Backstops are available as an option to prevent the shaft from rotating in the opposite direction. Three-phase AC-motors in case size 80 or larger and mounting adapters with free input shafts may be equipped with a grease-lubricated backstop. These backstops lift off due to centrifugal force at a rotation speed (n_1) greater than approx. 900 rpm and then run without wear.

Integrated backstop

Bevel gear units SK 9012.1, SK 9022.1 ... SK 9096.1 are available with a standard backstop that is integrated into the gear unit. For these, the backstop is lubricated via the gear unit oil filling.

Special version with backstop

The motor adapters IEC 132 – 315 and NEMA 210TC – NEMA 400TC for gear units of size SK 62/6282/9072.1 and above can be equipped with a backstop as a special option. Smaller gear units with smaller IEC adapters are available as special versions with a backstop in the motor adapter upon request.

For drive units with a backstop, the direction of rotation for the output shaft must be stated. The direction of rotation is defined from the viewpoint of the drive shaft. Please reference the drawings below.

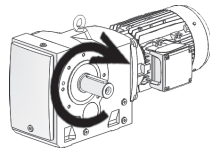
Danger of fracture

Notice! Danger of fracture. Check the direction of rotation of the motor and the gear unit before starting up the system. Arrows on the gear unit indicate the direction of rotation.

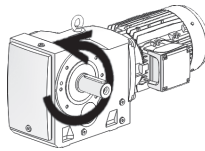
- ▶ CW Clockwise rotation, rotation to right
- ▶ CCW Counterclockwise rotation, rotation to left

See table of rotation on ⇒  A62.

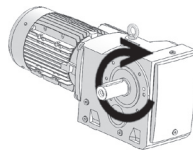
UNICASE™ Helical Bevel Gear Units



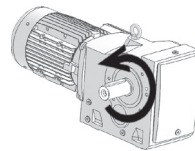
A-side CW



A-side CCW

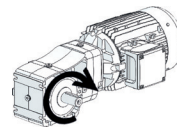


B-side CW

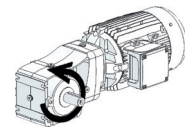


B-side CCW

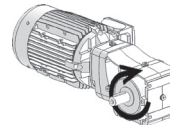
NORDBLOC.1® Helical Bevel Gear Units



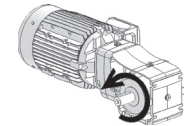
A-side CW



A-side CCW

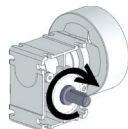


B-side CW

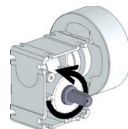


B-side CCW

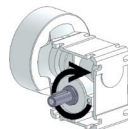
UNIVERSAL SI Worm Gear Units



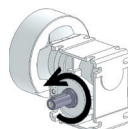
A-side CW



A-side CCW

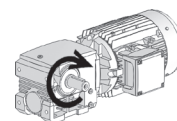


B-side CW

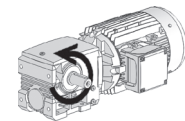


B-side CCW

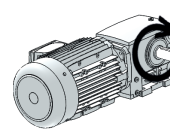
UNICASE™ Helical Worm Gear Units



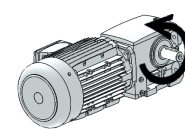
A-side CW



A-side CCW



B-side CW



B-side CCW



Overview of Designs and Options

Lubrication

The following tables show standard and optional lubricant types for NORD gear units. For details on NORD approved lubricants, see manual B1000. NORD selects the optimum oil type based on application data.

Oil Fill Quantities

All relevant, up-to-date oil fill quantities are listed in the manual B1000 (download at www.nord.com) or can be checked online via the myNORD online customer portal.

Oil Type	Details on Nameplate	Gear Unit Type			
		Helical Inline	Helical Bevel	Parallel Shaft	Worm Gear
Mineral oil	CLP 220	●	●	●	
Synthetic oil - polyalphaolefin (PAO)	CLP HC 220	●	●	●	
	CLP HC 680				●
Synthetic oil - polyglycol (PG)	CLP PG 220	●	●	●	
	CLP PG 680				●
Food grade oil - polyglycol (PG)	CLP PG H1 220	●	●	●	
	CLP PG H1 680				●
Bio-degradable oil	CLP E 220	●	●	●	
	CLP E 680				●
Mineral oil - VCI long-term storage *	CLP 220 VCI	○	○	○	
Synthetic oil - polyalphaolefin (PAO) - VCI long-term storage*	CLP HC 220 VCI	○	○	○	

- Default offering
- Optional offering
- Long term storage

* NORD recommends the long-term storage option for storage or downtimes of more than 9 months. We offer standard mineral oils and PAO-HC synthetic oils with a VCI additive. If these lubricants are used, the gear units can be filled with the standard amount of oil (no overfilling necessary) and stored for up to 2 years.

See manual B1000 for details on NORD approved lubricants. NORD selects the optimum oil type based on application data.




Overview of Designs and Options

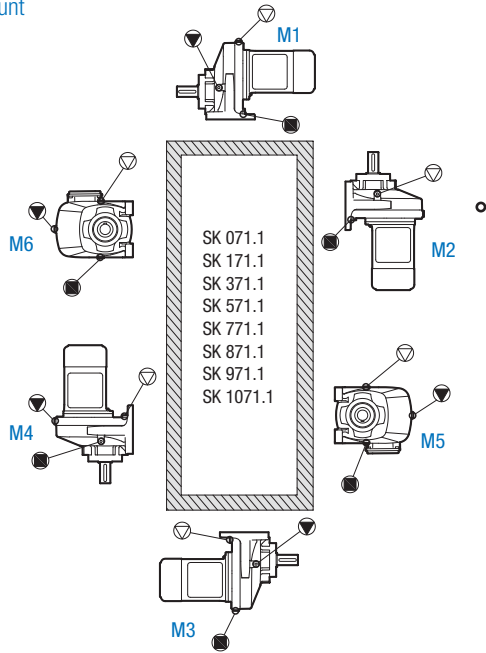
Introduction

NORDBLOC.1® Helical Inline Gear Unit Oil Plug Locations

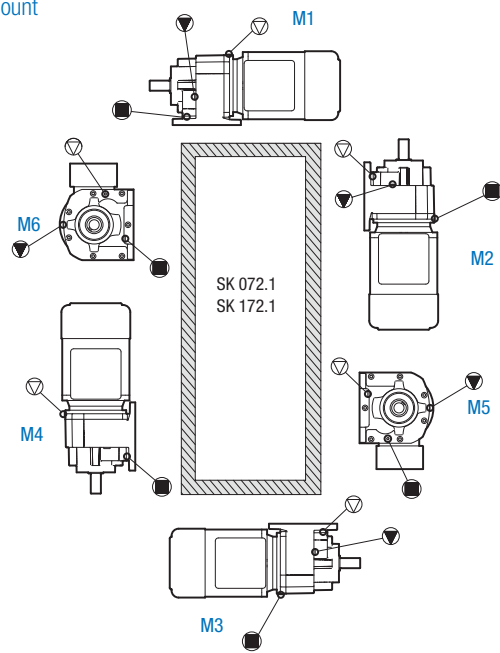
Prior to commissioning, check the oil fill level using the gear unit's oil level plug and drain. Add additional oil as needed. The correct oil level is located at the lower edge of the oil level hole. For mounting orientations other than those shown, contact NORD as new plug locations may be required.



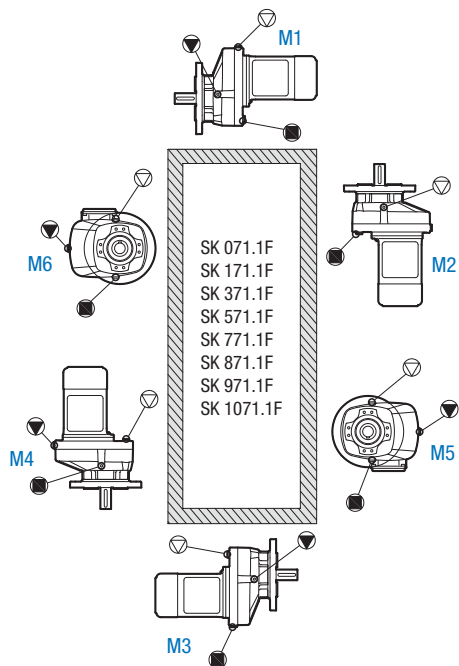
Foot Mount



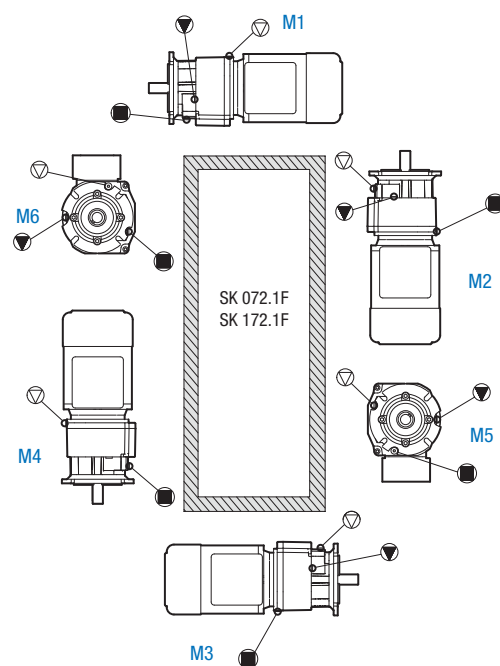
Foot Mount



Shaft / Flange Mount



Shaft / Flange Mount






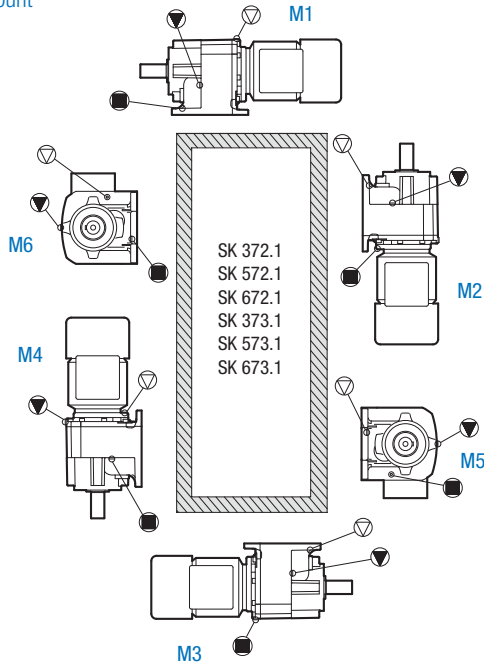
Overview of Designs and Options

NORDBLOC.1® Helical Inline Gear Unit Oil Plug Locations

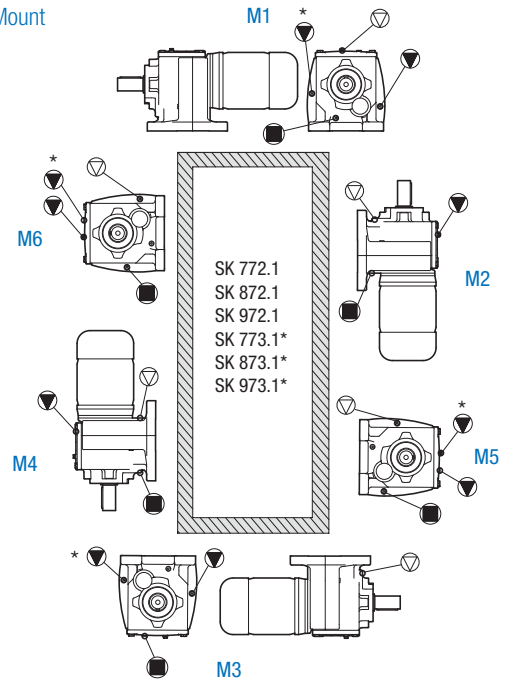
Prior to installation, check the oil fill level using the gear unit's oil level plug and drain. Add additional oil as needed. The correct oil level is located at the lower edge of the oil level hole. For mounting orientations other than those shown, please consult NORD as new plug locations may be required.



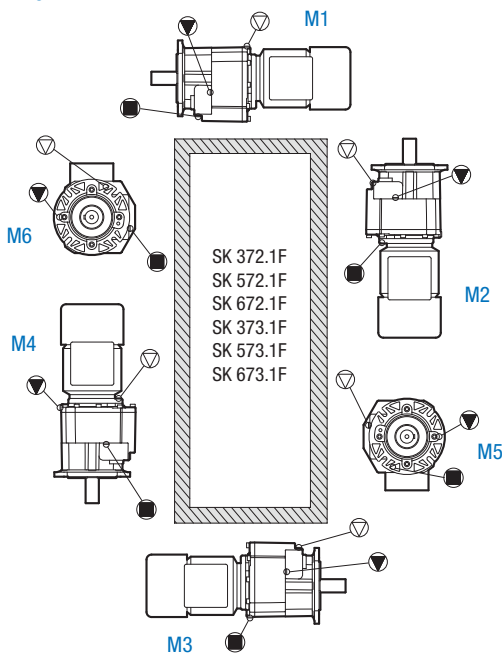
Foot Mount



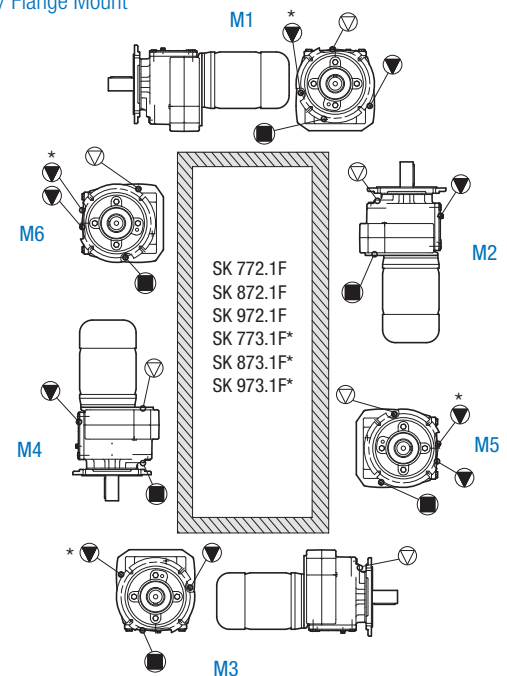
Foot Mount



Shaft / Flange Mount



Shaft / Flange Mount



* Oil fill level for three stage gear units

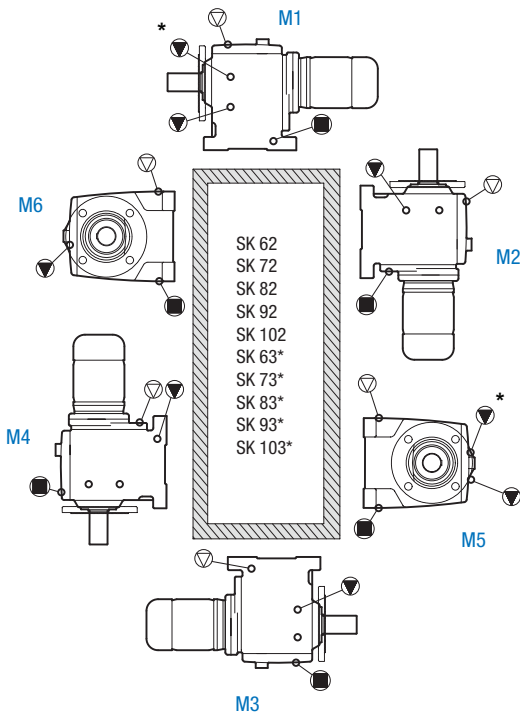
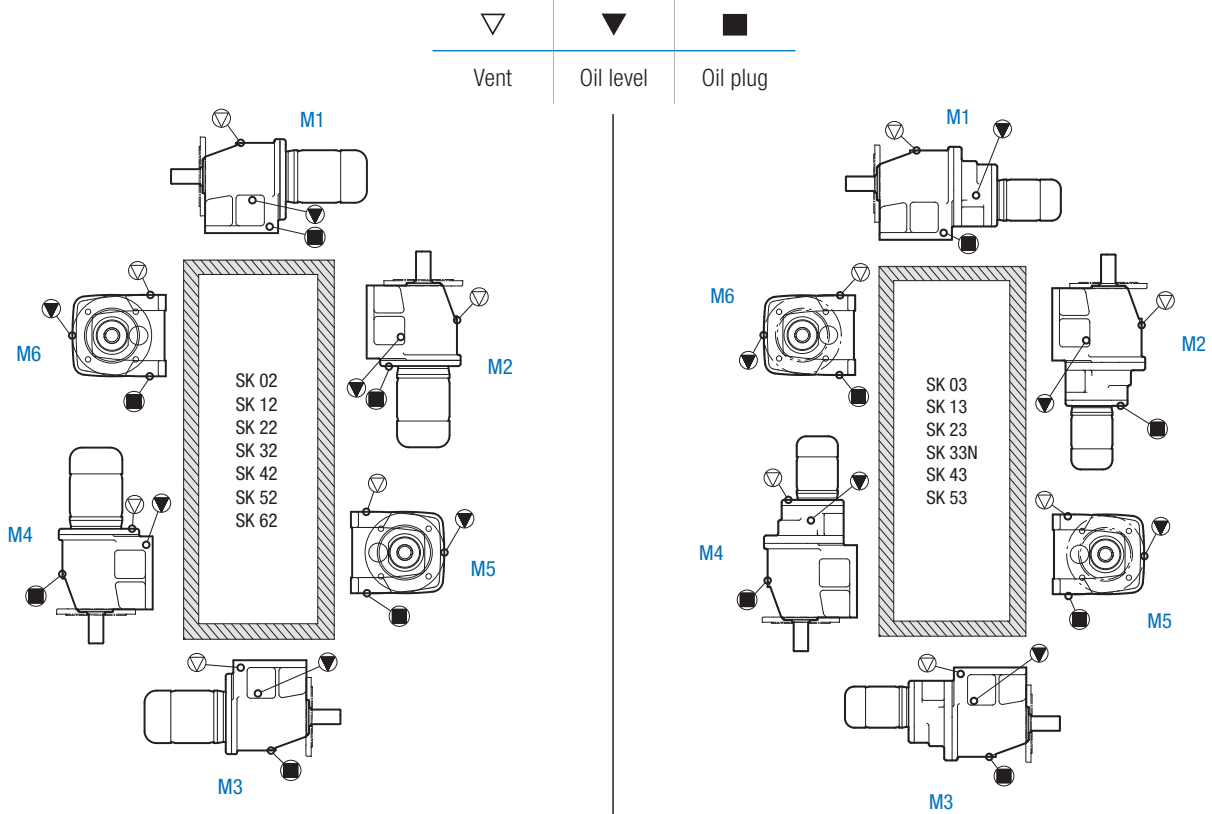


Overview of Designs and Options

Introduction

UNICASE™ Helical Inline Gear Unit Oil Plug Locations

Prior to installation, check the oil fill level using the gear unit's oil level plug and drain. Add additional oil as needed. The correct oil level is located at the lower edge of the oil level hole. For mounting orientations other than those shown, please consult NORD as new plug locations may be required.



* Oil fill level for three stage gear units

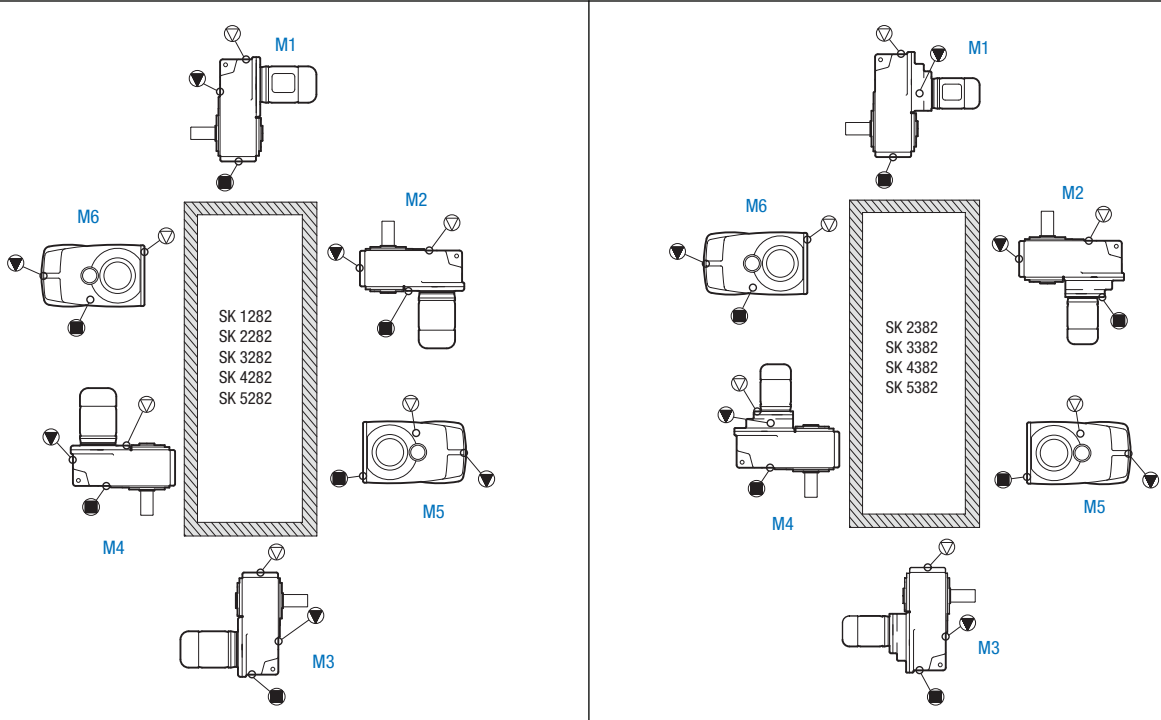
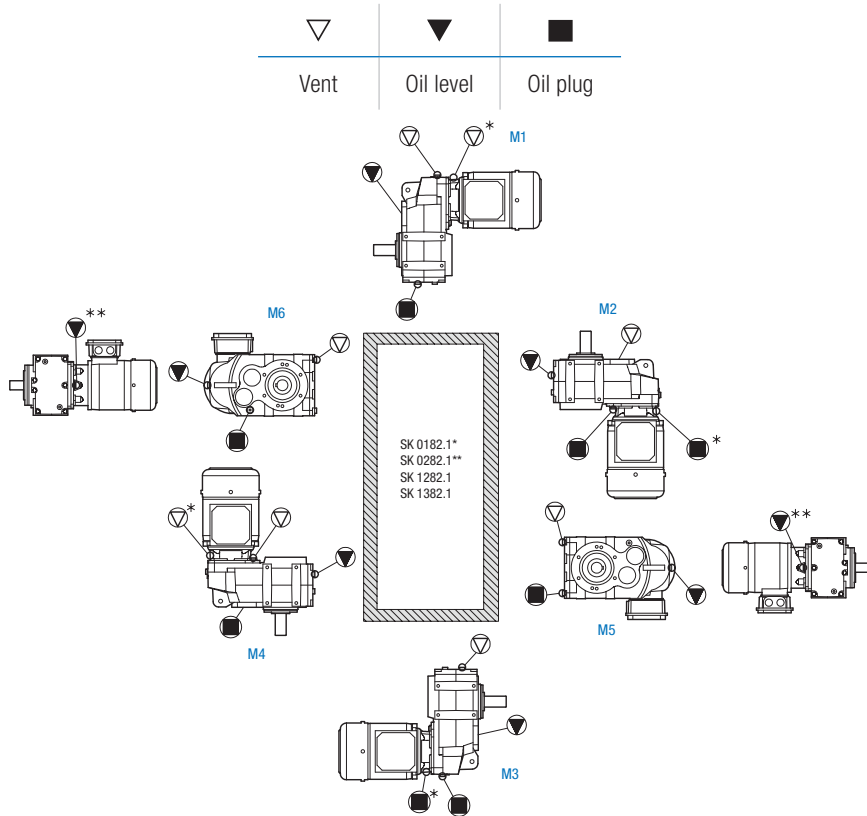


Overview of Designs and Options

Introduction

UNICASE™ Parallel Shaft Gear Unit Oil Plug Locations

Prior to installation, check the oil fill level using the gear unit's oil level plug and drain. Add additional oil as needed. The correct oil level is located at the lower edge of the oil level hole. For mounting orientations other than those shown, please consult NORD as new plug locations may be required.



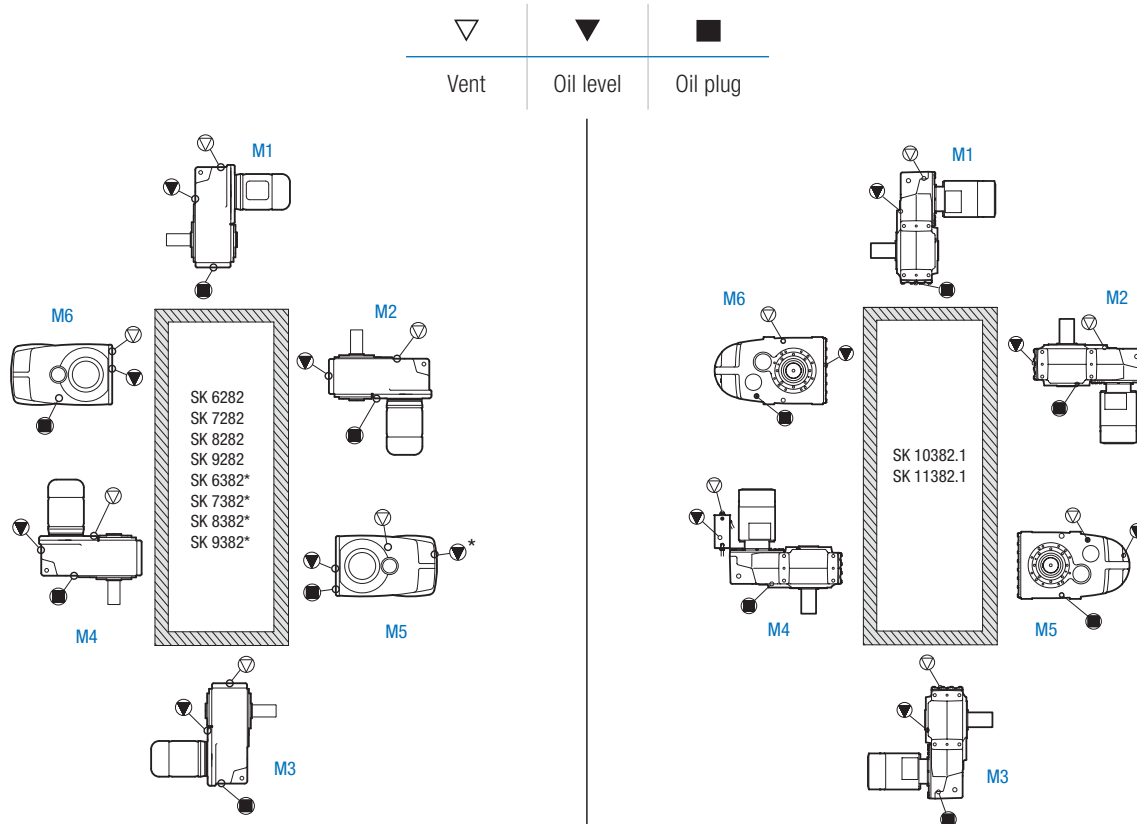
Overview of Designs and Options



Introduction

UNICASE™ Parallel Shaft Gear Unit Oil Plug Locations

Prior to installation, check the oil fill level using the gear unit's oil level plug and drain. Add additional oil as needed. The correct oil level is located at the lower edge of the oil level hole. For mounting orientations other than those shown, please consult NORD as new plug locations may be required.



* Oil fill level for 3-stage gear units



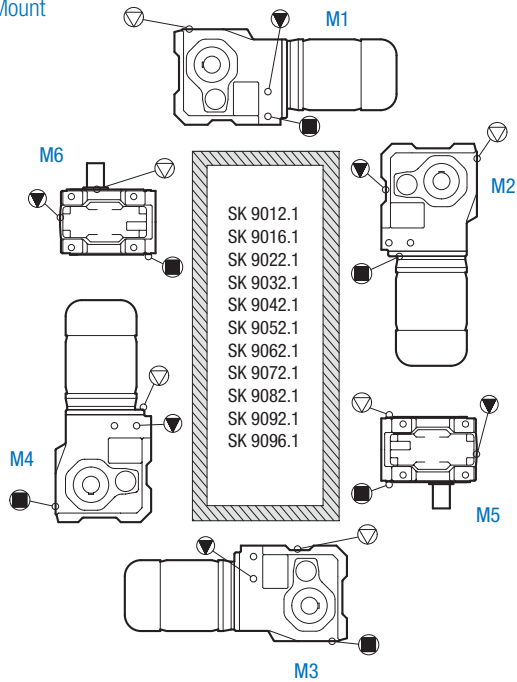
Overview of Designs and Options

UNICASE™ Helical Bevel Gear Unit Oil Plug Locations

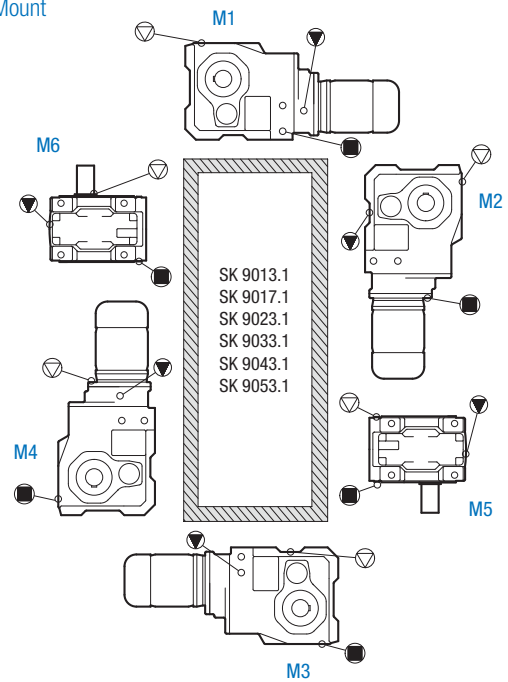
Prior to installation, check the oil fill level using the gear unit's oil level plug and drain. Add additional oil as needed. The correct oil level is located at the lower edge of the oil level hole. For mounting orientations other than those shown, please consult NORD as new plug locations may be required.



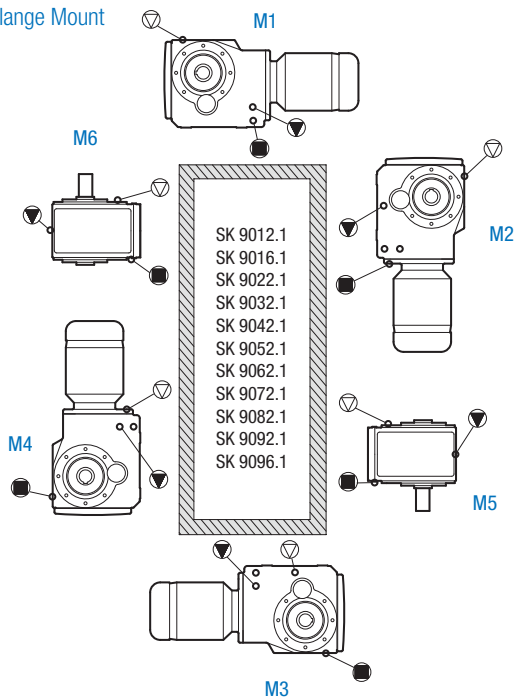
Foot Mount



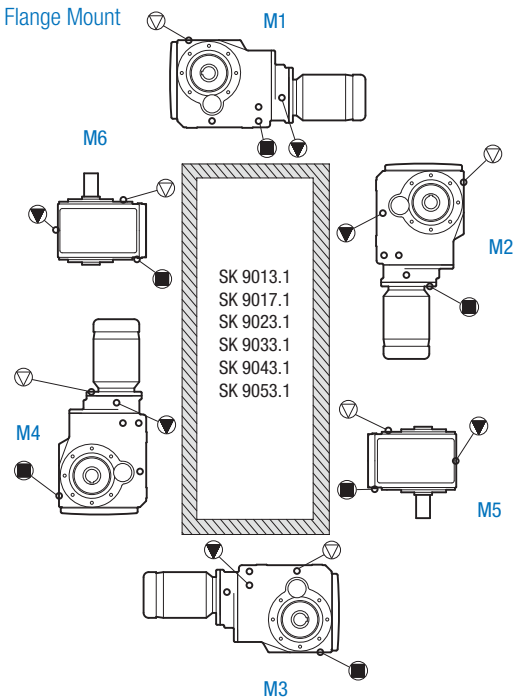
Foot Mount



Shaft / Flange Mount



Shaft / Flange Mount

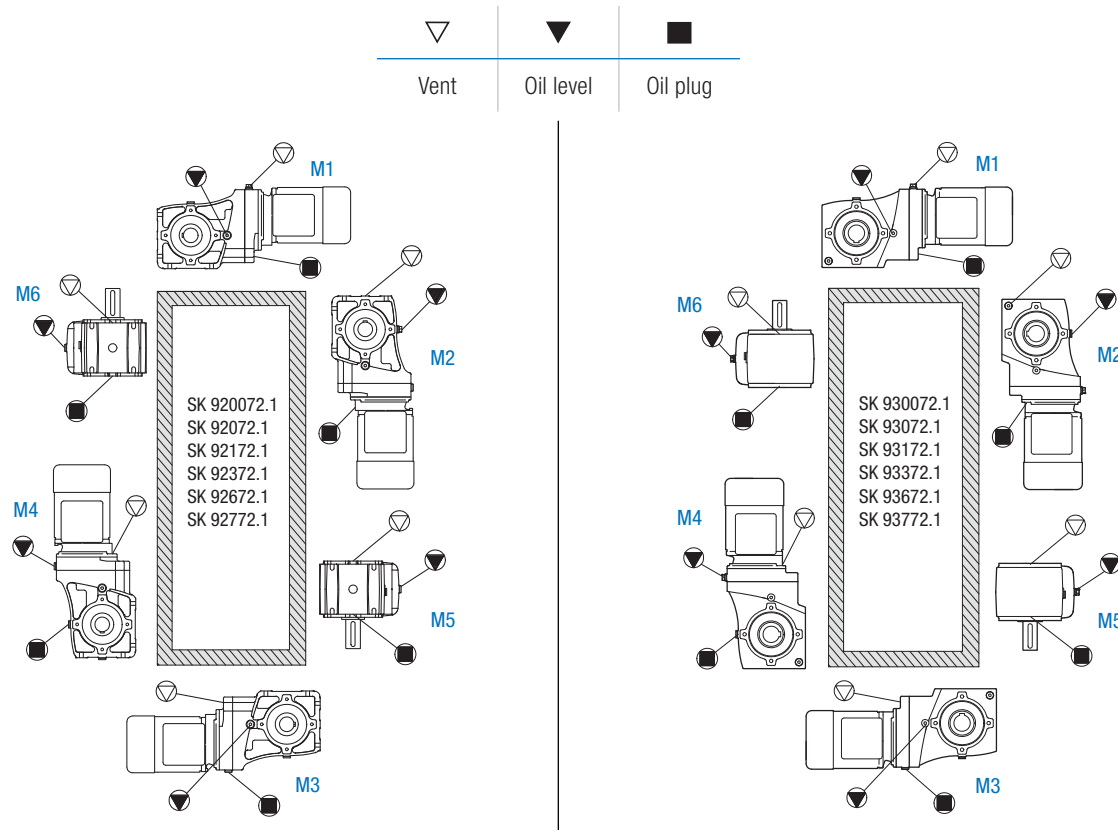


Overview of Designs and Options



NORDBLOC.1® Helical Bevel Gear Unit Oil Plug Locations

Prior to installation, check the oil fill level using the gear unit's oil level plug and drain. Add additional oil as needed. The correct oil level is located at the lower edge of the oil level hole. For mounting orientations other than those shown, please consult NORD as new plug locations may be required.



Due to the structure of SK 92x72.1 gear units, the venting or pressure relief screw can only be mounted on the side opposite to the motor and protrudes beyond the footprint. Refer to the table below for the required clearances, $\varnothing d$ and h , for the particular gear unit size. Allowances for this protrusion should be addressed during design.

Gear Unit	Vent/Pressure Relief	$\varnothing d$		h	
		[mm]	[in]	[mm]	[in]
SK 92072.1	M8 x 1.0	15	0.59	12	0.47
SK 92172.1	M10 x 1.0	17	0.67	15	0.59
SK 92372.1	M12 x 1.5	21	0.83	15	0.59
SK 92672.1	M12 x 1.5	21	0.83	15	0.59
SK 92772.1	M12 x 1.5	21	0.83	15	0.59

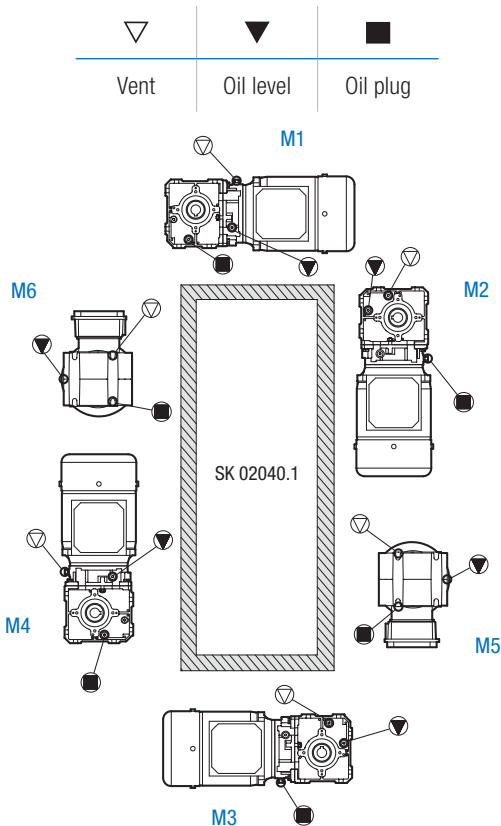


Overview of Designs and Options

Introduction

UNICASE™ Helical Worm Gear Unit Oil Plug Locations

Prior to installation, check the oil fill level using the gear unit's oil level plug and drain. Add additional oil as needed. The correct oil level is located at the lower edge of the oil level hole. For mounting orientations other than those shown, please consult NORD as new plug locations may be required.



Overview of Designs and Options



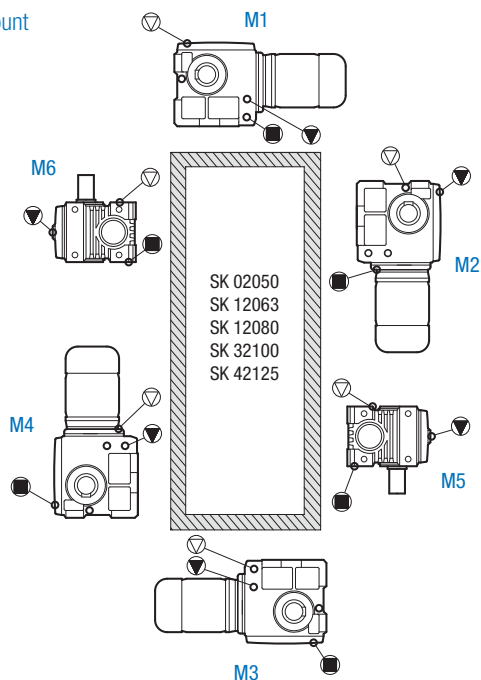
Introduction

UNICASE™ Helical Worm Gear Unit Oil Plug Locations

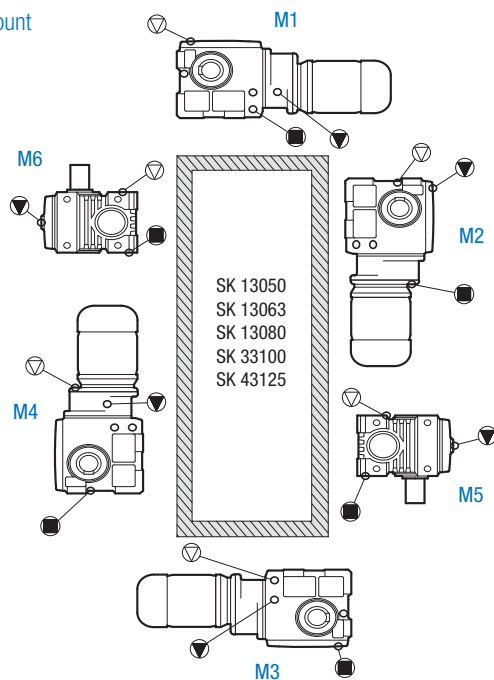
Prior to installation, check the oil fill level using the gear unit's oil level plug and drain. Add additional oil as needed. The correct oil level is located at the lower edge of the oil level hole. For mounting orientations other than those shown, please consult NORD as new plug locations may be required.



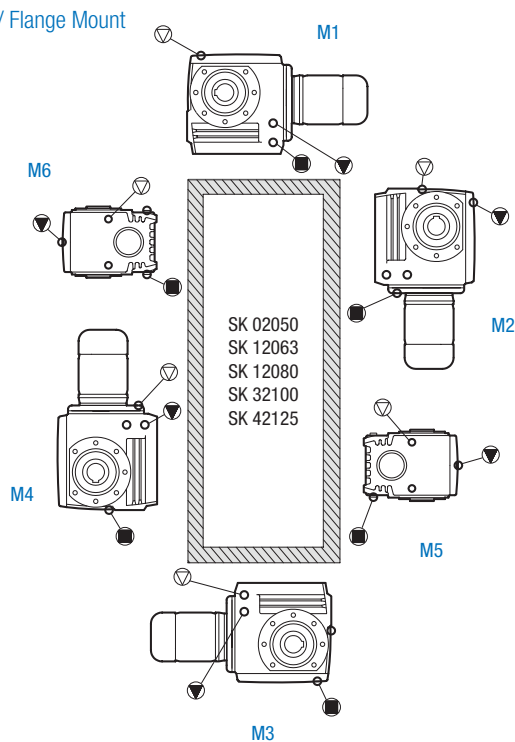
Foot Mount



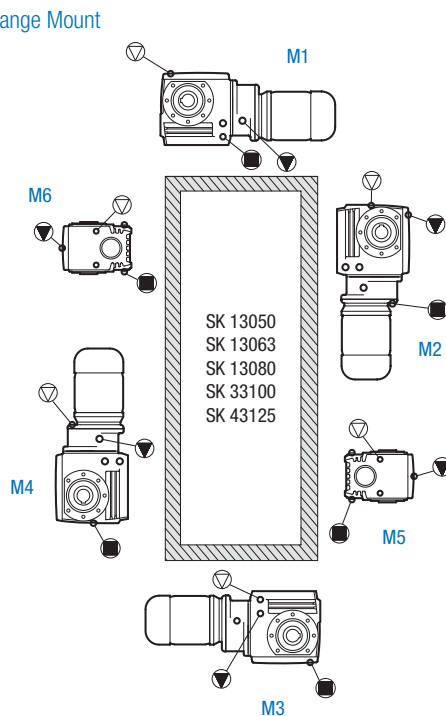
Foot Mount



Shaft / Flange Mount



Shaft / Flange Mount

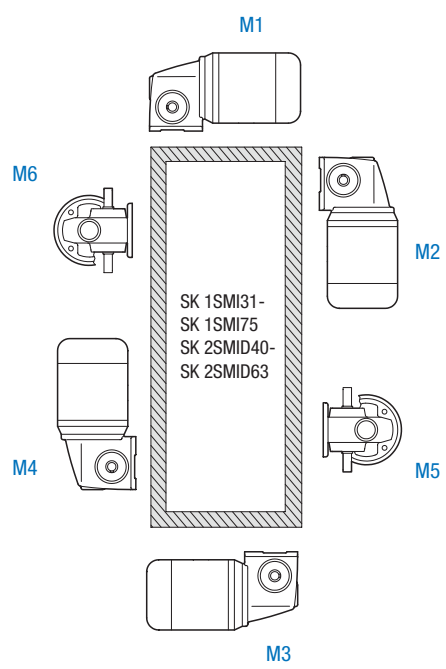
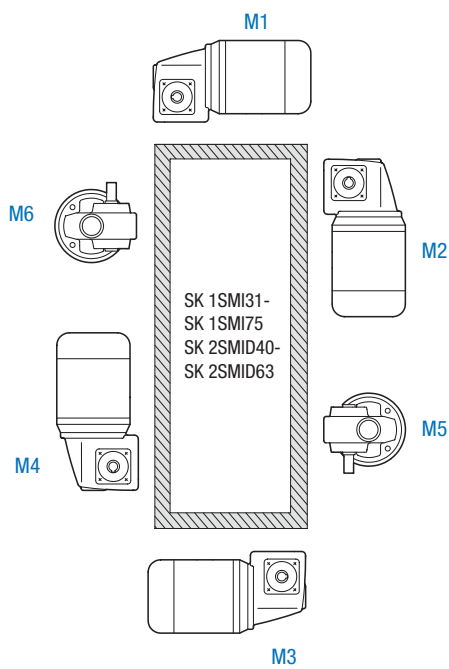
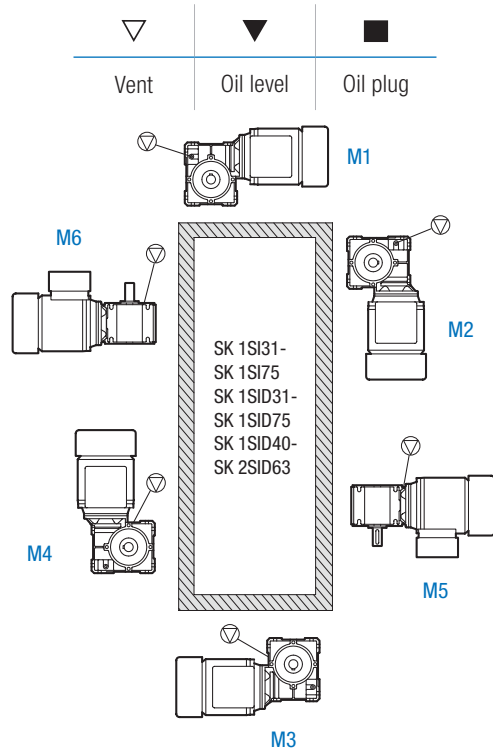




Overview of Designs and Options

UNIVERSAL SI and SMI Worm Gear Unit Oil Plug Locations

NORD SI and SMI worm gear units are suitable for all installation positions and have an oil filling which is independent of the mounting position. These units can be equipped with an optional vent screw. Gear units with vents must be installed in the stated mounting position. Types SI, SMI, S, SM, and SU as 2-stage gear unit types and types SI, SMI as worm gear units for direct motor mounting have an oil filling requirement that depends on the mounting position and must be installed in the stated position.



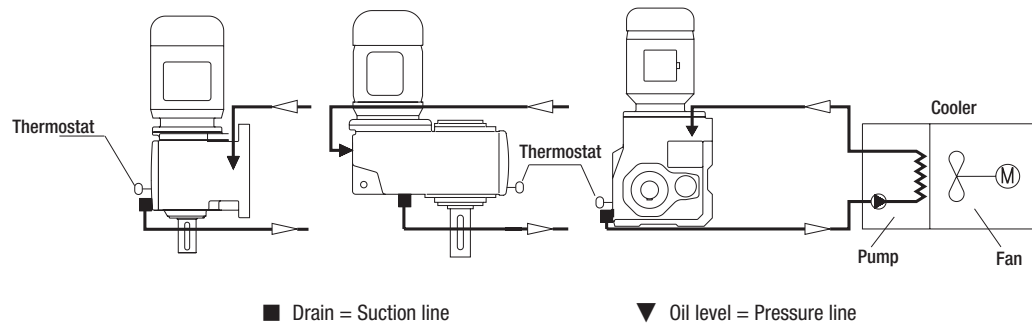
Overview of Designs and Options



Oil Sight Glass (OSG)

The oil sight glass provides a visible oil level indication on the gear unit. The sight glass replaces the standard steel fill plug and consists of a sealed clear porthole centered in the middle of a brass plug. The sight glass allows for quick oil level and oil condition inspection.

Oil Cooler (OC)



To prevent overheating, an oil cooler may be required. With an oil cooler, the gear unit oil is drawn in by a pump and flows through a heat exchanger. The oil is cooled by an air stream which is generated by a fan and is returned to the housing. Temperature is controlled by a thermostat and temperature monitoring is recommended.

Oil cooler pump capacity

Oil cooler pump capacity (GPM/LPM) should be not less than 1/3 of the gear unit lubricant sump volume (to help prevent pump cavitation).

Oil Expansion Chamber (OA)

Gear units with a motor or input shaft mounted vertically require a higher oil level for lubricating the 1st gear unit stage. The use of an optional oil expansion chamber for the vertical mounting position M4 is recommended and prevents the possible leakage of oil from the vent plug if oil foaming occurs.

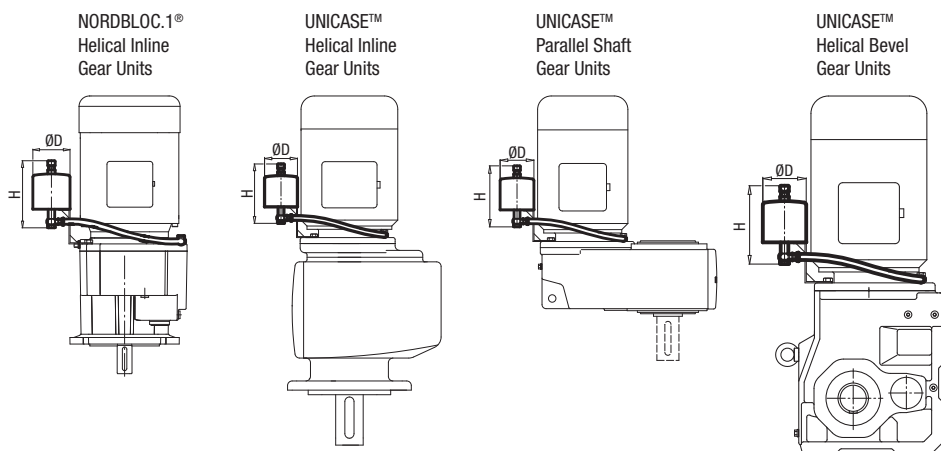
During operation, the oil expansion chamber provides a safe overflow area for the expanded oil-air mixture, eliminating excessive pressure build-up, minimizing the formation of foam, and preventing oil loss through the breather, oil seals, gaskets, etc. As heat is released from the expanded air-oil mixture contained within the overflow chamber, gravity allows the oil to be returned to the primary gear sump supply, eliminating a critical loss in oil level.

NORD strongly recommends the use of an oil expansion chamber when it meets any of the criteria listed below.

Application considerations

- ▶ **NORDBLOC.1® Helical Inline Gear Units**
 - ▶ SK 071.1 and SK 171.1 with ratio $i < 20$ or input speed $n_1 > 1,800$ r/min in M4 mounting position
 - ▶ SK 072.1 – SK 973.1 with ratio $i < 20$ or input speed $n_1 > 1,800$ r/min in M4 mounting position
- ▶ **UNICASE™ Helical Inline Gear Units**
 - ▶ SK 42 – SK 103 with ratio $i < 20$ or input speed $n_1 > 1,800$ r/min in M4 mounting position
- ▶ **UNICASE™ Parallel Shaft Gear Units**
 - ▶ SK 0182.1 – SK 1282.1 with ratio $i < 20$ or input speed $n_1 > 1,800$ r/min in M4 mounting position
 - ▶ SK 1281.1 with ratio 4.04, 5.22, 6.38 or input speed $n_1 > 1,800$ r/min in M2 mounting position
 - ▶ SK 4282 – SK 8382 with ratio $i < 20$ or input speed $n_1 > 1,800$ r/min in M4 mounting position
- ▶ **NORDBLOC.1® Helical Bevel Gear Units**
 - ▶ SK 920072.1 – SK 92172.1 with ratio $i < 20$ or input speed $n_1 > 1,800$ r/min in M4 mounting position
- ▶ **UNICASE™ Helical Bevel Gear Units**
 - ▶ SK 9042.1 – SK 9096.1 with ratio $i < 20$ or input speed $n_1 > 1,800$ r/min in M4 mounting position
- ▶ **UNICASE™ Helical Worm Gear Units**
 - ▶ SK 02040.1 with any ratio in M4 mounting position

NORD also recommends the use of the oil expansion chamber for smaller gearbox sizes and other types of gearboxes for ratios $i < 20$ or input speeds $n_1 > 1,800$ r/min in M4 mounting position.



Overview of Designs and Options



Oil Expansion Chamber (OA) Dimensions

Helical Inline Gear Units	Parallel Shaft Gear Units	Helical Bevel Gear Units	Helical Worm Gear Units	Size	D	H	Weight
SK 071.1 SK 072.1 SK 172.1		SK 920072.1 SK 92072.1	SK 02040.1	OA	65 mm 2.56 in	136 mm 5.35 in	0.25 kg 0.55 lbs
SK 171.1 SK 372.1 SK 373.1 SK 02 SK 12	SK 0182.1 SK 0282.1 SK 1282.1 SK 1382.1 SK 1282 SK 1382	SK 92172.1 SK 9012.1	SK 02050 SK 13050 SK 12063 SK 13063 SK 13080	OB	65 mm 2.56 in	136 mm 5.35 in	0.25 kg 0.55 lbs
SK 371.1 SK 571.1 SK 771.1 SK 871.1 SK 971.1 SK 1071.1 SK 572.1 SK 573.1 SK 672.1 SK 673.1 SK 772.1 SK 773.1 SK 872.1 SK 873.1 SK 972.1 SK 973.1 SK 42 SK 43 SK 52 SK 53 SK 63	SK 2282 SK 2382 SK 3282 SK 3382 SK 4282 SK 4382 SK 5282 SK 5382 SK 6382	SK 92372.1 SK 92672.1 SK 92772.1 SK 9022.1 SK 9032.1 SK 9042.1 SK 9043.1 SK 9052.1 SK 9053.1	SK 12080 SK 32100 SK 33100 SK 42125 SK 43125	I	100 mm 3.94 in	180 mm 7.09 in	5 kg 11 lbs
SK 62 SK 72 SK 73	SK 6282 SK 7282 SK 7382	SK 9072.1 SK 9082.1		II	150 mm 5.91 in	300 mm 11.81 in	6 kg 13 lbs
SK 82 SK 83 SK 92 SK 93 SK 102 SK 103	SK 8282 SK 8382	SK 9086.1 SK 9092.1 SK 9096.1		III	180 mm 7.09 in	300 mm 11.81 in	7 kg 15 lbs

Oil Reservoir Tank (OT)

Parallel shaft gear units sizes SK 9282 and larger with the motor or input shaft mounted vertically should be completely filled with oil to prevent excessive foaming and heat build-up.

The oil reservoir must be located above the gear unit. Even at non-operating ambient conditions, a small amount of oil should be visible in the bottom of the oil reservoir. During operation, all parts are submerged in oil, especially the high-speed gear set, to prevent the formation of oil foam and ensure that all bearings are properly lubricated.

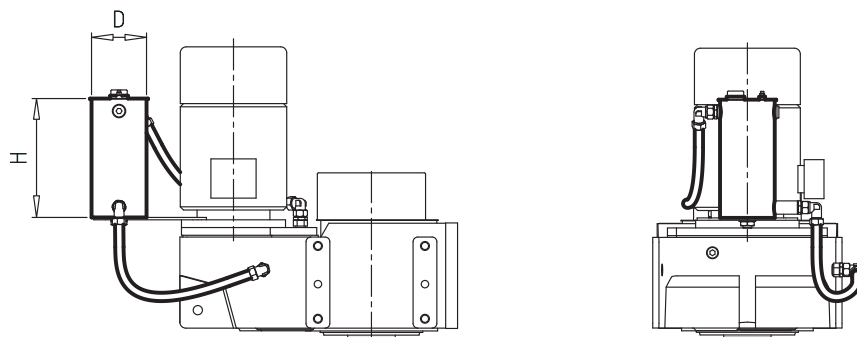
An oil reservoir is larger than the oil expansion chamber and is vented. Oil reservoirs have two flexible oil hoses connected to the gear unit to ensure proper ventilation and passive oil circulation.

Upon installation, the oil tank must be filled to the level shown on the dipstick located inside the tank. The user is responsible to add this additional oil, however, the oil can be supplied by NORD for an additional charge.

NORD strongly recommends the use of an oil reservoir tank when the following conditions apply:

- ▶ Gear ratios $i \leq 24$ or output speed $n_2 \geq 75$ r/min
- ▶ Installations with motor mounted vertically or when the reducer mounting position is M4

[Application considerations](#)



Gear Unit	Size	D	H	Additional Oil Quantity	Tank Volume
SK 9282 / SK 9382 SK 10382.1	I	185 mm 7.28 in	390 mm 15.35 in	~ 30 L ~ 32 qts	10 L 10.5 qts
SK 11382.1	II	320 mm 12.60 in	390 mm 15.35 in	~ 40 L ~ 42 qts	30 L 32 qts

Overview of Designs and Options



Input Adapters

NORD's modular design allows for many different types of inputs to be added to gear units. All inputs are bolted on and include machined pilots to ensure fast, accurate assembly.

Solid Input Shaft (W)

Solid input shafts are designed to mount couplings, sheaves, or sprockets which transfer torque from the prime mover. The input shaft is made from ANSI 1045 or stronger material and dimensioned with long keys according to ANSI B17 standards. Bearings are sized to handle overhung loads resulting from belt or sprocket inputs. The maximum gearbox input power rating is indicated in the speed reducer performance tables.

Type W gear units

For gear units with type W free input shafts, the input shaft bearings must be regularly lubricated. We recommend that the exterior roller bearings of the input shaft are lubricated (using the lubricating nipple provided) with approximately 20 – 25g of grease at roughly every 2,500 operating hours for sizes SK 62 or SK 6282 with 2-stage gear units, sizes SK 73, SK 7382, and SK 9072.1 and above with 3-stage gear units. Recommended grease: Petamo GHY 133 N Klüber Lubrication.

Automatic lubricators and fans on the input shaft for cooling are available upon request.

With IEC and NEMA gear units, the standard power for each size according to DIN EN 50347 applies. The maximum power is listed in the output and gear ratio tables.

Radial load

Contact NORD if there is radial load on the input shaft or for speeds greater than those stated in the power and ratio tables as special measures may be necessary.

Backstop (RLS)

A backstop can be mounted directly on the shaft between the bearing on AI160 – AI315 and AN250TC – AN400TC.

Regreasing of Bearings (BRG1)

Option BRG1 is an open bearing that can be greased by hand and available for AI and AN adapters. The relubrication point and inspection opening are located under the inspection cover. The gear unit seal is located between the bearings.

Klüber Petamo GHY 133 N grease may be used for lubrication of the BRG1. As an option, food-compatible grease may also be used.

The maximum permissible motor speed with option BRG1 is limited to 1,800 r/min.

Lifetime lubrication

Please note that the standard bearing version is already lubricated for life and manual relubrication is not required. Manual relubrication can lead to overlubrication and result in consequential damage. NORD recommends using the lifetime-lubricated standard version.



Overview of Designs and Options

IEC and NEMA Adapters

IEC and NEMA motor adapters allow for easy installation and removal of industry standard IEC and NEMA motors.

These adapters have an additional shaft coupling and bearing seats in contrast to directly mounted motors, resulting in greater no-load losses. NORD recommends direct mounting of the motor as this not only provides technical advantages, but also offers price advantages.

Permissible Motor Weights for IEC Adapters

IEC Size		63	71	80	90	100	112	132	160	180	200	225	250	280	315
Max Weight	[kg]	25	30	50	50	80	80	100	250	250	350	500	1000	1000	1500
	[lbs]	55	66	110	110	176	176	220	551	551	772	1102	2205	2205	3307
SK 32, SK 3282, SK 9032.1, SK 32100, SK 772.1, SK 773.1						100 kg 220 lbs	100 kg 220 lbs								
SK 42, SK 4282, SK 9042.1, SK 42125						100 kg 220 lbs	100 kg 220 lbs	130 kg 287 lbs	200 kg 441 lbs						
SK 52, SK 63, SK 5282, SK 6382, SK 9052.1, SK 872.1, SK 873.1, SK 972.1, SK 973.1						100 kg 220 lbs	100 kg 220 lbs	130 kg 287 lbs							
SK 62, SK 73, SK 83, SK 6282, SK 7382, SK 8382, SK 9072.1						100 kg 220 lbs	100 kg 220 lbs	130 kg 287 lbs							
SK 72, SK 82, SK 93, SK 103, SK 7282, SK 8282, SK 9382, SK 10382.1, SK 9082.1, SK 9086.1, SK 9092.1, SK 9096.1								130 kg 287 lbs							
SK 920072.1, SK 92072.1, SK 0, SK 071.1, SK 0182.1				40 kg 88 lbs											
SK 1382NB, SK 1382.1, SK 92372, SK 92372.1, SK 12063, SK 372.1, SK 371.1						60 kg 132 lbs									

Permissible Motor Weights for NEMA Adapters

NEMA Size		56C	140TC	180TC	210TC	250TC	280TC	320TC	360TC	400TC
Max Weight	[kg]	30	50	80	100	200	250	350	700	700
	[lbs]	66	110	176	220	441	551	772	1543	1543
SK 62, SK 72, SK 73, SK 83, SK 93, SK 9072.1, SK 6282, SK 7282, SK 7382, SK 8382, SK 9382									500 kg 1102 lbs	500 kg 1102 lbs

The coupling for adapter sizes IEC 63 – 132 and NEMA 56C – 210TC are not fail-safe. With hoists, lifts, and other applications where there is a danger of personal injury, special measures are required. Contact NORD for more information.

Overview of Designs and Options



IEC-K, NEMA-K

IEC and NEMA motor adapters feature a cantilever shaft bearing design. For some of the NORDBLOC.1® gear units, NORD offers a slightly shorter motor adapter with a counter bearing shaft design.

Couplings

Couplings are made with tough abrasion-resistant materials to protect against most chemicals and petroleum products. They are electrically isolated (preventing metal-to-metal contact) and require no lubrication or maintenance. Depending on the size of the motor adapter, NORD provides either a gear or jaw type coupling.

Gear Couplings

Gear couplings are used with IEC63 – AI180 adapters and N56C – AN280TC adapters. They provide a lightweight, space saving design, yield low inertia, and use blind assembly to slip components together – making inspection easy without disassembly.



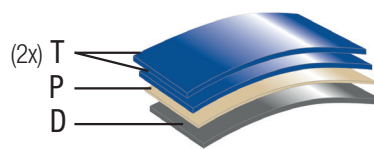


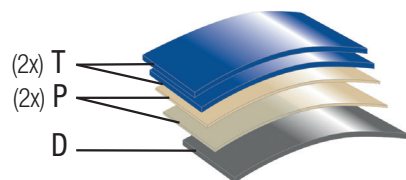
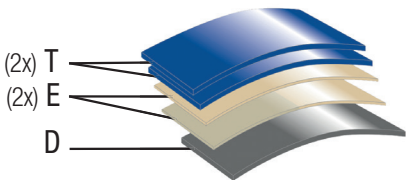
NORD incorporates two styles of gear couplings, the “J” and “M” styles. The “J” style is a one-piece coupling consisting of a nylon sleeve and metal hub that are fused together. The “M” style is a two-piece coupling consisting of a separate nylon sleeve and metal hub.

Jaw Couplings

Jaw couplings are used with IEC adapters AI200 and larger as well as with NEMA adapters AN320TC and larger. The cast iron jaw type couplings have a urethane “spider” that provides smooth transmission of the motor torque and has excellent shock and vibration dampening characteristics. A set screw on the coupling prohibits axial movement along the motor shaft.

IEC Adapter	NEMA Adapter	Coupling Description	Max Torque Capacity [Nm]	Max Torque Capacity [in-lb]
IEC63	N56C	J14	20	177
IEC71				
IEC80	N56C	J24	40	354
IEC90	N140TC			
IEC100	N180TC	J28 / M38	90	797
IEC112				
IEC132	N180TC2	M38	160	1416
	N210TC			
AI160	AN250TC	R42	900	7965
AI180	AN280TC	R48	1050	9293
AI200	AN320TC	R55	1370	12125
AI225	AN360TC	R65	1880	16638
AI250	AN360TC	R75	3840	33984
AI280	AN400TC			33984
AI315		R90	7200	63720

Painting

Coating / Field of Application		Class *	Structure
Basic Indoor installation: Unheated buildings where condensation may occur (warehouses, etc...)		C2	
NORD Severe Duty 2 (NSD2) Indoor installation: Unheated buildings where condensation may occur (warehouses, etc...) Outdoor installation: Atmosphere with low pollution level, mostly rural areas		C2	
NORD Severe Duty 3 (NSD3) Indoor installation: Production rooms with high humidity and increased levels of air pollution, e.g. laundries, breweries, dairies Outdoor installation: Urban and industrial atmosphere with moderate sulfur dioxide pollution and/or coastal atmosphere with low salinity		C3	
NORD Severe Chem Duty 3 (NSDC3) Indoor installation: Production rooms with high humidity and increased levels of chemical air pollution		C3	
NORD Severe Food Duty 3 (NSDF3) Indoor installation: Production rooms with high humidity and increased levels of air pollution, e.g. food packaging		C3	
NORD Severe Duty 4 (NSD4) Indoor installation: Chemical plants, swimming pools, offshore shipyards, and boat harbors Outdoor installation: Industrial or coastal atmosphere with moderate salinity		C4	
NORD Severe Duty 5 (NSD5) Indoor installation: Buildings or areas with near-permanent condensation and high levels of pollution Outdoor installation: Industrial areas with high humidity, aggressive environments, or coastal atmosphere with high salinity		C5	
Z	Leveling of contour recesses and gaps with polyurethane-based sealant possible for NSD2, NSD3, and NSD4; included in NSD5	T	2-Component Polyurethane Top Coat
		E	2-Component EP Zinc Phosphate Primer
		P	2-Component Polyurethane Primer
		D	Single Component Dip Primer (for cast-iron units only)

* Comparable to DIN EN ISO 12944-2 classification of ambient conditions
 Protocol of the coating thickness based on ISO 19840 available on request

Surface Protection



Sealed Surface Conversion System

Products available with nsd tupH:




DuoDrive



NORDBLOC.1®
Helical Gear Units
(2 & 3 Stage up to Size 6
Single Stage up to Size 7)



Parallel Shaft Gear Units
0182.1 - 1382.1



NORDBLOC.1®
2-stage Helical Bevel
Gear Units



SMI Worm Gear Units



Smooth body motors
(IE3, IE4, & IE5+)

NORD gear motors with nsd tupH™ are the ideal choice for use in challenging environmental conditions:

- ▶ Easy-to-clean surfaces
- ▶ Resistant to acids and alkalis (wide pH range)
- ▶ Won't blister or flake
- ▶ Corrosion-resistant
- ▶ Cost-effective alternative to stainless steel
- ▶ Free from chromates

The complete solution for heavy wash-down conditions:


- ▶ Surface-treated housing components
- ▶ DIN and standard components made from stainless steel
- ▶ Wash-down housing (for gear unit and motor)
- ▶ Stainless steel shafts
- ▶ Special shaft sealing rings
- ▶ Food grade oil

nsd tupH™ for extreme environmental requirements:

- ▶ Food and beverage industry
- ▶ Dairies
- ▶ Pharmaceutical industry
- ▶ Water and wastewater plants
- ▶ Car washes
- ▶ Offshore and coastal areas
- ▶ Chemical cleaning
(wash-down, wide PH range)

Tests performed on surface-treated aluminum housing components:

- ▶ ASTM D714 Blister Formation
- ▶ ASTM D610-08 Corrosion
- ▶ ASTM D1654-08 Scratching
- ▶ ASTM B117-09 Salt Spray Test
- ▶ ASTM D3170 Gravelometer Test
- ▶ DIN EN ISO 9227 Salt Spray Mist Test
- ▶ DIN EN ISO 2409 Cross-cut Test





Selecting a Suitable Gear Unit

The selection of a gear unit assumes the use of NORD 3-phase asynchronous AC-motors or single-phase AC-motors but can also be applied to technically comparable motors. For the use of other motors, e.g., servo motors, please contact NORD.

The following instructions on the selection of gear units must be strictly followed to prevent overloading of the drive. Failure to observe these guidelines will void the warranty.

If you are unsure how to proceed, contact NORD so we can evaluate the gear unit design with you.

Selection Criteria:

1. Mechanical Transmittable Power (P)

This is considered by the service factor f_b in the relevant table in the catalog. The following pages describe how to determine the service factor required.

2. Thermal Power Limit

Must not be exceeded over long periods (3 hours or more) so that the gear unit does not overheat. For the following larger gear units, the thermal transmittable power may represent a limit:

- ▶ 2-stage gear units from size SK 62, SK 6282, and SK 9x672.1
- ▶ 3-stage gear units from size SK 73, SK 7382, and SK 9072.1

We recommend consultation with NORD and precise examination of the application if two or more of the following points apply:

- ▶ Vertical installation (installation position M2 or M4, see ⇒ A64)
- ▶ IEC or NEMA motor mounting or W free drive shaft
- ▶ Drive power $P_1 > 100 \text{ kW @ 50 Hz}$ or 60 hp @ 60 Hz
- ▶ Output speeds $n_2 > 75 \text{ r/min}$ (for bevel gears $n_2 > 40 \text{ r/min}$)
- ▶ High ambient temperature $> 40^\circ\text{C}$ (104°F)
- ▶ Installation height $> 1,000\text{m} / 3,280 \text{ ft}$

In general, contact NORD if there are special installation conditions such as enclosing of the gear unit, heat radiation, installation in confined spaces, etc. as special measures are available to prevent thermal overload (oil coolers, etc.).

Special installation conditions

Gear Unit Selection



Input Power and Service Factor

The required drive power for each application is determined by measurement or calculation, and therefore, the rated power of the motor (P_r) must be selected accordingly. It is normally slightly higher than the required power since safety factors for special operating conditions of the specific application must be observed. Brief, infrequent torque impulses do not need to be considered when selecting the rated power of a 3-phase AC motor. When operating a 3-phase AC motor on a frequency inverter, additional factors influence the selection of the rated output; in this case, please make a detailed inquiry.

In contrast to the motor, short-term, infrequent torque impulses can significantly influence the selection of the gear unit.

Minimum operating factor f_{Bmin}

The gear unit service factor (f_B) takes into account different situational effects on the gear unit and defines a performance safety margin to help ensure long-lasting, trouble-free operation. Diagram 1 shows the required minimum service factor (f_{Bmin}) depending on the daily operational time, the number of switching cycles (Z), and the application load classification A, B, or C.

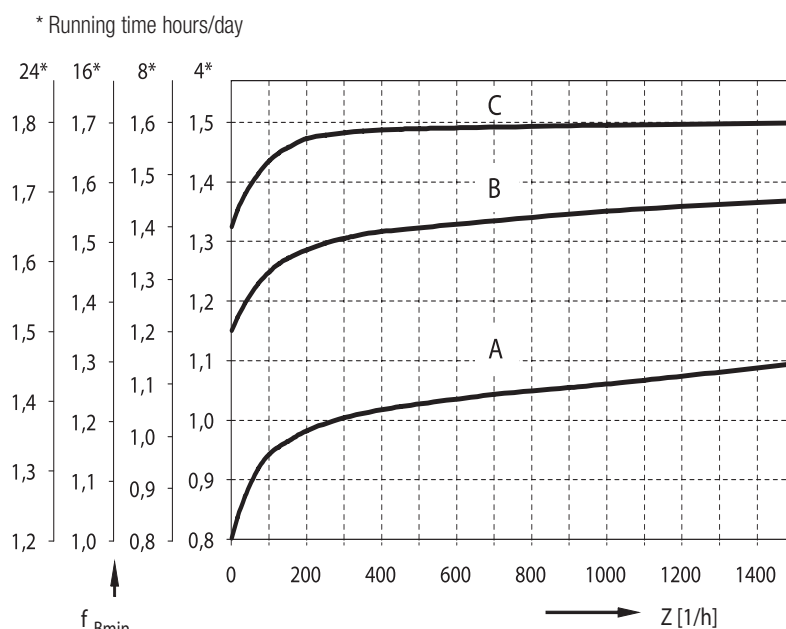


Diagram 1: Minimum operating factor f_{Bmin}

Mass acceleration factor

Depending on the uniformity of operation and the mass acceleration factor, a distinction is made between three load classifications (⇒ [A47](#)).

Classification of uniformity of operation

While impacts from the machine that is being driven are described in the classification of uniformity of operation, the mass acceleration factor determines the load peaks on switching. The following list of typical application examples takes into consideration a considerable amount of experience in the classification of uniformity of operation.

Classification of Uniformity of Operation

A) Uniform operation, almost shock free:

Light screw conveyors, fans, assembly belts, light conveyor belts, small agitators, elevators, cleaning machines, filling machines, controlling machines, and belt conveyors.

B) Non-uniform operation, moderate shocks:

Decoilers, feed drives for wood processing machines, hoists, balancing machines, tapping units, heavy conveyors, belts, winches, sliding doors, dung removal machines, packaging machines, cement mixers, crane traveling mechanisms, mills, bending machines, and gear pumps.

C) Extremely non-uniform operation, heavy shocks:

Agitators, mixers, shears, presses, centrifuges, rolling stands, heavy winches, lifts, grinding mills, stone crushers, bucket elevators, punching machines, hammer mills, eccentric presses, roller tables, tumbling barrels, folding machines, shredders, choppers, and vibrators.

The load classification results from the uniformity of operation and from the mass acceleration factor (m_{af}) according to the following table. Here, the load classification from either the operation or the mass acceleration factor applies, whichever is higher.

Load classification

Example: non-uniform operation and $m_{af} = 0.2$ results in load classification B

Load Classification	Operation	Mass Acceleration Factor: m_{af}
A	Uniform operation	$m_{af} \leq 0.25$
B	Non-uniform operation	$0.25 < m_{af} \leq 3$
C	Extremely non-uniform operation	$3 < m_{af} \leq 10$

Mass Acceleration Factor (m_{af}) Formula:

$$m_{af} = \frac{J_{ex,red.}}{J_{mot}} = \frac{J_{ex}}{J_{mot}} \times \left(\frac{1}{i_{ges}} \right)^2$$

- ▶ J_{ex} All external moments of inertia
- ▶ $J_{ex,red.}$ All external moments of inertia reduced to the drive motor
- ▶ J_{mot} Moment of inertia of the mother
- ▶ i_{ges} Gear ratio

Gear Unit Selection



Mass acceleration factor m_{af}

The mass acceleration factor m_{af} represents the relationship between the masses on the external output side and on the high-speed input side. The mass acceleration factor significantly influences the level of torque impulses in the gear unit during startup, as well as with braking procedures and vibration. The external mass moments of inertia also include the load such as the material transported on conveyor belts.

Contact NORD if $m_{af} > 10$, if there is large play in transfer elements, vibration in the system, or ambiguity regarding the load classification.

Service factor f_B

The service factor (f_B) of the gear unit for the relevant speed is listed in the overview of powers and speeds. Service factor is the relationship between the maximum output torque of the gear unit (M_{2max}) and the output torque (M_2) resulting from the installed motor power (P_1), output speed (n_2), and the efficiency of the gear unit.

Metric Formulas (P_1 [kW], n_2 [r/min], M_2 [Nm]):

$$M_2 = \frac{9550 \times P_1 \times \eta}{n_2} \text{ [Nm]} \quad P_1 = \frac{M_2 \times n_2}{\eta \times 9550} \text{ [kW]}$$

Imperial Formulas (P_1 [hp], n_2 [r/min], M_2 [lb-in]):

$$M_2 = \frac{63025 \times P_1 \times \eta}{n_2} \text{ [lb-in]} \quad P_1 = \frac{M_2 \times n_2}{\eta \times 63025} \text{ [hp]}$$

Service Factor Formula:

$$f_B = \frac{M_{2max}}{M_2}$$

The service factor of a unit should be equal to or greater than the values according to Diagram 1.

Helical, parallel shaft, and bevel gear units have a very high level of efficiency and the simplified gear unit efficiency $\eta = 1.0$ typically produces accurate results. The efficiency for gear units is listed in the power and gear ratio tables for each output speed (n_2).

Gear unit with free drive shaft, type W

For solid input shaft gear units with free drive shafts, the drive output (P_1) can be determined by the following:

Metric Formulas (P_1 [kW], n_2 [r/min], M_2 [Nm]):

$$P_1 = \frac{M_{2max} \times n_2}{\eta \times 9550 \times f_{B,min}} \text{ [kW]}$$

Imperial Formulas (P_1 [hp], n_2 [r/min], M_2 [lb-in]):

$$P_1 = \frac{M_{2max} \times n_2}{\eta \times 63025 \times f_{B,min}} \text{ [hp]}$$

The following power and gear ratio tables list the relevant output speed (n_2), the maximum output torque of the gear unit (M_{2max}) and the maximum motor power (P_{1max}).

With brakes attached to the drive side, e.g., braking motors, the brake torque must also be considered when selecting a gear unit. For applications with a high external moment of inertia ($m_{af} > 2$), such as traveling drives, slewing gears, turntables, gate drives, agitators, and surface ventilators, it is recommended that brake torque does not exceed 1.2 times the nominal torque of the motor. If higher brake torques are to be used, this should be considered in the selection of the gear unit.

Energy-saving motors with the classification IE3 have higher breakdown torques and performance reserves. They may also provide a permanent impermissible power if required by the application and not limited electrically.

Multi-start worms should be used to reduce the possibility of self-locking in applications where torque impulses, backward output torques, or large mass acceleration factors can occur.

The number of worm threads (z_1) is listed in the output and gear ratio tables. Generally:

- ▶ $m_{af} \leq 0.25$ All numbers of worm threads possible
- ▶ $0.25 < m_{af} \leq 3.00$ Worm threads $z_1 \geq 3$ recommended
- ▶ $3.00 < m_{af} \leq 10.00$ Worm threads $z_1 \geq 6$ recommended

When selecting worm gear units, the following must be considered: the service factor $f_{B,min}$ from diagram 1 (\Rightarrow [A46](#)), the service factor f_{B1} for the ambient temperature (T_U), and the service factor f_{B2} for the duration of switch-on per hour (ED). Factors f_{B1} and f_{B2} can be obtained from diagrams 2 and 3.

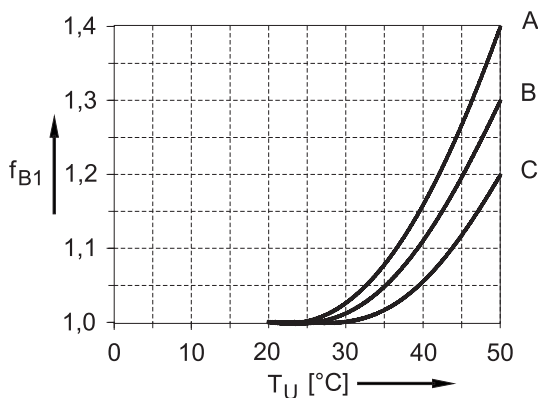


Diagram 2: Operating factor f_{B1}

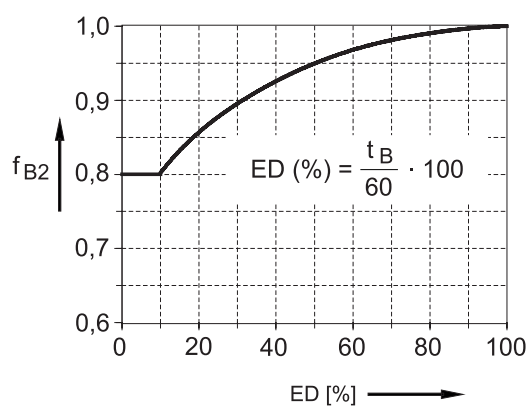


Diagram 3: Operating factor f_{B2}
ED = Duration of switch-on
 t_B = Load time in min/h

Brake torque

Worm gear units

Gear Unit Selection



Gear unit with free drive shaft, type W

The service factor should be equal to or greater than $f_{B,min}$ combined with f_{B1} and f_{B2} .

With type W worm gear units (with free drive shafts), the installed drive output P_1 must not exceed:

Metric Formula (M_{2max} [Nm], n_2 [r/min]):

$$P_1 = \frac{M_{2max} \times n_2}{9550 \times f_{B,min} \times f_1 \times f_2 \times \eta} \text{ [kW]}$$

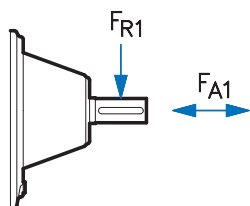
Imperial Formula (M_{2max} [lb-in], n_2 [r/min]):

$$P_1 = \frac{M_{2max} \times n_2}{63025 \times f_{B,min} \times f_1 \times f_2 \times \eta} \text{ [hp]}$$

For the relevant output speed (n_2), the power and gear ratio tables contain:

- ▶ The maximum gear unit output torque M_{2max}
- ▶ The efficiency of the gear unit
- ▶ The maximum motor power P_{1max}

Radial Forces (F_R) and Axial Forces (F_A)



The output and speed overview tables list the permitted radial forces (F_R) and axial forces (F_A) that can be applied to the output shaft.

Radial forces are forces applied at the midpoint of the shaft. Permissible radial forces are determined by evaluating the least favorable direction of force and rotation. Higher radial and axial forces may be possible – for a precise calculation, please state the actual direction of the force and the rotation as well as the required operating life.

The forces stated in the overview tables for power and speed are based on a service factor for the radial and axial forces $f_{fB}=1$.

Transfer elements

For abrupt applied forces and long running periods (> 8 hours/day) a service factor greater than 1,00 is recommended for the radial and axial forces. If transfer elements are attached to the output shaft, a corresponding factor (f_z) should be considered in determining the radial force.

Transfer Elements	f_z	Notes
Gear wheels	1.1	$z \leq 17$ teeth
Chain wheels	1.4	$z \leq 13$ teeth
Chain wheels	1.2	$z \leq 20$ teeth
Chain wheels	1.0	$z > 20$ teeth
Narrow V-belt pulley	1.7	By pretensioning force
Flat belt pulley	2.5	



Gear Unit Selection

Reinforced bearings

The radial and axial forces with reinforced bearings are identified with VL in the tables. The forces listed apply for foot and flange mounted gear units with solid shafts and refer to cases where the radial and axial forces are not applied simultaneously. If radial and axial forces apply simultaneously for your application, contact NORD to ensure proper calculations and measures are in place.

Many gear unit types are optionally available with reinforced output shaft bearings (VL) for larger load tolerances. These versions include stronger roller bearings and a higher quality of steel for the output shaft. VL2/VL3 reinforced bearings are additionally available for parallel shaft gear units and bevel gear units and are especially suitable for agitators. See ⇒ [A22](#) for more information.

For larger parallel shaft gear units, sizes SK 10382.1 and above, as well as for bevel gear units sizes SK 9052.1 and above, the normal bearings for the output shaft are heavy-duty tapered roller bearings. For these gear unit types, VL versions with spherical roller bearings on the output side provide reinforcement for large radial forces – normal bearings with tapered roller bearings should be selected if high axial forces need to be absorbed instead of large radial forces.

The output bearings of hollow shaft gear units are designed to absorb the reaction forces from torque arms or torque brackets. If larger forces will be applied to the shaft, special measures may be necessary.

The radial force on the output shaft is determined as follows:

$$F_{R,pres} = \frac{2 \times M_2}{d_o} \times f_z \leq F_R$$

- ▶ $F_{R,pres}$ Radial force on gear unit output shaft [kN]
- ▶ F_R Permissible radial force according to speed and power tables [kN]
- ▶ M_2 Gear unit output torque [Nm]
- ▶ f_z Radial force factor from the table
- ▶ d_o Effective diameter of the transfer element [mm]

Larger radial and axial forces

Radial force factor

Standard Solid Shaft Dimensions



NORDBLOC.1® Helical Inline Gear Units

Gear Unit	[mm]	[in]
SK 071.1	15 x 30	0.500 x 1.120
	20 x 40	0.625 x 1.875 N56C
SK 072.1	20 x 40	0.750 x 1.580
SK 171.1	20 x 40	0.625 x 1.875 N56C
	25 x 50	0.750 x 1.580
		0.875 x 2.250 N140TC
SK 172.1	20 x 40	0.750 x 1.580
SK 371.1	25 x 50	0.875 x 2.250 N140TC
	30 x 60	1.000 x 1.970
		1.125 x 2.750 N180TC
SK 372.1	25 x 50	1.000 x 1.970
SK 571.1	30 x 60	1.125 x 2.750 N180TC
	35 x 75	1.250 x 2.360
		1.375 x 3.375 N210TC
SK 572.1	30 x 60	1.250 x 2.360
	35 x 75	1.375 x 2.750
SK 672.1	35 x 70	1.375 x 2.750
SK 771.1	40 x 80	1.375 x 3.375 N210TC
		1.625 x 3.150
		1.625 x 4.000 N250TC
SK 772.1	40 x 80	1.625 x 3.150
SK 871.1	35 x 70	1.375 x 2.750
	40 x 80	1.625 x 3.150
SK 872.1	50 x 100	2.125 x 3.940
SK 971.1	40 x 80	1.625 x 3.150
	50 x 100	2.125 x 3.940
SK 972.1	60 x 120	2.375 x 4.720
SK 1071.1	60 x 120	2.375 x 4.720

UNICASE™ Helical Inline Gear Units

Gear Unit	[mm]	[in]
SK 02	20 x 40	0.750 x 1.500
SK 12	25 x 50	1.000 x 2.130
SK 22	30 x 60	1.250 x 2.750
SK 32	40 x 80	1.625 x 3.250
SK 42	45 x 90	1.875 x 3.500
SK 52	55 x 110	2.250 x 4.000
SK 62	65 x 130	2.500 x 5.000
SK 72	75 x 140	3.000 x 5.500
SK 82	90 x 170	3.500 x 6.750
SK 92	110 x 210	4.250 x 8.500
SK 102	130 x 250	5.250 x 10.000

UNICASE™ Parallel Shaft Gear Units

Gear Unit	[mm]	[in]
SK 0182.1	25 x 50	0.750 x 1.500
SK 0282.1	25 x 50	1.000 x 2.130
SK 1282	30 x 60	1.250 x 2.750
SK 1282.1	30 x 60	1.250 x 2.750
SK 2282	35 x 70	1.375 x 2.750
SK 3282	45 x 90	1.875 x 3.500
SK 4282	55 x 110	2.250 x 4.000
SK 5282	65 x 130	2.500 x 5.000
SK 6282	75 x 140	3.000 x 5.500
SK 7282	90 x 170	3.500 x 6.750
SK 8282	110 x 210	4.250 x 8.500
SK 9282	140 x 250	5.250 x 9.840
SK 10382.1	160 x 300	6.250 x 11.810
SK 11382.1	180 x 300	7.000 x 11.810



Standard Solid Shaft Dimensions

UNICASE™ Helical Bevel Gear Units

Gear Unit	[mm]	[in]
SK 9012.1	30 x 60	1.250 x 2.360
	35 x 70	
SK 9016.1	35 x 70	1.375 x 2.750
SK 9022.1	35 x 70	1.375 x 2.750
SK 9032.1	45 x 90	1.750 x 3.540
SK 9042.1	60 x 120	2.375 x 4.720
SK 9052.1	70 x 140	2.875 x 5.510
SK 9072.1	90 x 170	3.625 x 6.690
SK 9082.1	110 x 210	4.375 x 8.270
SK 9086.1	120 x 210	4.750 x 8.270
SK 9092.1	140 x 250	5.500 x 9.840
SK 9096.1	190 x 320	7.500 x 12.600

NORDBLOC.1® Helical Bevel Gear Units

Gear Unit	[mm]	[in]
SK 9x0072.1	20 x 40	0.750 x 1.500
SK 9x072.1	20 x 40	0.750 x 1.500
	25 x 50	
SK 9x172.1	20 x 40	0.750 x 1.500
	25 x 50	
SK 9x372.1	25 x 50	1.000 x 2.130
	30 x 60	1.250 x 2.750
SK 9x672.1	30 x 60	1.250 x 2.750
	35 x 70	
SK 9x772.1	35 x 70	1.375 x 3.000
	40 x 80	

UNIVERSAL SI / SMI Worm Gear Units

Gear Unit	[mm]	[in]
SK 1S(M)I31	14 x 30	0.500 x 1.120
SK 1S(M)I40	18 x 40	0.750 x 1.500
	20 x 40	
SK 1S(M)I50	20 x 40	1.000 x 2.000
	25 x 50	
SK 1S(M)I63	25 x 50	1.250 x 2.750
SK 1S(M)I75	35 x 70	1.375 x 2.750

UNICASE™ Helical Worm Gear Units

Gear Unit	[mm]	[in]
SK 02040.1	20 x 40	0.750 x 1.580
SK 02050	25 x 50	1.000 x 2.130
SK 12063	30 x 60	1.250 x 2.750
SK 12080	35 x 70	1.375 x 2.750
SK 32100	45 x 90	1.750 x 3.500
		1.875 x 3.500
SK 42125	60 x 120	2.375 x 4.500

Standard Hollow Shaft Dimensions



UNICASE™ Parallel Shaft Gear Units

Gear Unit	[mm]	[in]
SK 0182.1	25	0.500
		0.750
		1.000
SK 0282.1	25	0.750
		1.000
		1.188
		1.250
SK 1282	30	0.750
		1.000
		1.188
		1.250
SK 1282.1	30	1.188
		1.438
		1.500
SK 2282	35	1.250
		1.375
		1.438
		1.500
SK 3282	40	1.438
		1.500
		1.625
		1.750
SK 4282	50	1.688
		1.938
		2.000
		2.063
		2.188
		2.375
SK 5282	60	2.188
		2.375
		2.438
SK 6282	70	2.438
		2.750
		2.938
		3.188
SK 7282	80	2.938
		3.188
		3.250
		3.438
SK 8282	100	3.438
		3.938
		4.000
		4.063
SK 9282	120	4.438
		4.750
		4.938
SK 10382.1	160	6.250
SK 11382.1	180	6.500

UNICASE™ Helical Bevel Gear Units

Gear Unit	[mm]	[in]
SK 9012.1	35	1.250
		1.375
		1.438
SK 9016.1	35	1.250
		1.375
		1.438
		1.500
SK 9022.1	40	1.438
		1.500
SK 9032.1	50	1.688
		1.938
		2.000
SK 9042.1	60	2.188
		2.375
		2.438
		2.500
SK 9052.1	60	2.375
		2.438
		2.750
SK 9072.1	70	2.750
		2.938
		3.250
		3.438
SK 9082.1	110	3.625
		3.938
		4.000
SK 9086.1	120	4.438
		4.500
		4.750
SK 9092.1	150	5.500
SK 9096.1	160	6.000



Standard Hollow Shaft Dimensions

NORDBLOC.1® Helical Bevel Gear Units

Gear Unit	[mm]	[in]
SK 9x0072.1	20	0.750
SK 9x072.1	20	0.500
	25	0.750
SK 9x172.1	20	0.750
	25	1.000
	30	
SK 9x372.1	25	1.188
	30	1.250
	35	1.438
	40	1.500
SK 9x672.1	30	1.375
	35	1.438
	40	1.500
SK 9x772.1	40	1.438
	45	1.500
	50	
	55	

UNIVERSAL SI / SMI Worm Gear Units

Gear Unit	[mm]	[in]
SK 1S(M)I31	14	0.500
	16	0.625
SK 1S(M)I40	18	0.750
	20	1.000
SK 1S(M)I50	20	1.000
	25	1.125
SK 1S(M)I63	25	1.188
	30	1.250
		1.438
SK 1S(M)I75	35	1.938

UNICASE™ Helical Worm Gear Units

Gear Unit	[mm]	[in]
SK 02040.1	20	0.750
		1.000
SK 02050	25	1.000
	30	1.188
		1.250
SK 12063	30	1.375
	35	1.438
SK 12080	40	1.438
	45	1.500
		1.750
		1.813
SK 32100	50	2.000
	60	2.375
		2.438
SK 42125	60	2.375
	70	2.750
		2.938

Standards and Regulations



Tolerances

Solid Shafts	Hollow Shafts	Customer Shafts
Solid Shaft tolerances (DIN 748) ISO k6: 14 – 50 mm ISO m6: > 50 mm:	Hollow shaft tolerances (DIN 748) ISO H7	Tolerance of customer shaft journal as per ISO h6 with load classification "C" as per ISO k6 L = Length of plug-in shaft DIN 5480 recommended fit 8f Tolerance of customer's shaft journal with shrink disc as per ISO h6 or f6
Threaded holes according to DIN 332, Sheet 2: M3: 7 – 10mm M4: > 10 – 13mm M5: > 13 – 16mm M6: > 16 – 21mm M8: > 21 – 24mm M10: > 24 – 30mm M12: > 30 – 38mm M16: > 38 – 50mm M20: > 50 – 85mm M24: > 85 – 130mm M30: > 130 – 155mm M36: > 155 – 225mm M48: > 225 – 320mm	Splined hub section DIN 5480 9H	
Parallel keys according to DIN 6885, sheets 1 and 3	Parallel keys according to DIN 6885, sheets 1 and 3	Parallel keys according to DIN 6885, sheets 1 and 3
	Hollow shaft with groove according to DIN 6885, sheet 3	
Frame Size	Flanges	Castings
Shaft height "h" according to DIN 747	Tolerance of hole circle diameter (DIN 42 948)	Tolerance of hole circle diameter (DIN 42 948)
	Tolerance of flange centering diameter (DIN 42 948) ISO j6: ≤ 230mm ISO h6: > 230mm	Tolerance of flange centering according to ISO H7 ** IEC preferred series: Marked in blue in dimension tables
Brake motor dimensions: g1Bre kBre k1Bre k2Bre mBre nBre pBre qABre	Some motor dimensions may change under certain circumstances. Threads: The fastening thread for use by the customer in cast components (housing / IEC attachment adapter, servo, WO... WV / Motor brackets MK) is a standard thread in accordance with DIN 13-1.	Tolerances on the machined connection surfaces (foot surfaces, flange surfaces) are according to dimension drawing or 3D model. Tolerances on the unmachined housing surfaces are based on manufacturing-related fluctuations due to shrinkage, drafts, different manufacturing technologies, etc. Depending on the component size, these tolerances range from DCTG 9-12 according to ISO8062-3. Caution: If the drive is to be used in tight, restricted installation space, the tolerances of the unmachined housing surfaces must be considered by providing sufficient distances from the enveloping contour!



Standards and Regulations

Solid Shaft Diameter Tolerances (mm)

Above	To & Including	Shaft Tolerance (DIN 6885, m6)
10	18	+0.012 / +0.001
18	30	+0.015 / +0.002
30	50	+0.018 / +0.002
50	80	+0.030 / +0.011
80	120	+0.035 / +0.013
120	180	+0.040 / +0.015
180	190	+0.046 / +0.017

Solid Shaft Diameter Tolerances (in)

Above	To & Including	Shaft Tolerance (AGMA/ANSI 9002-BOX)
0.375	1.750	+0.0000 / -0.0005
1.750	7.500	+0.0000 / -0.0010

Keyed Hollow Bore Tolerances (mm)

Above	To & Including	Bore Tolerance (ISO 286-2, H7)
10	18	+0.018 / -0.000
18	30	+0.021 / -0.000
30	50	+0.025 / -0.000
50	80	+0.030 / -0.000
80	120	+0.035 / -0.000
120	180	+0.040 / -0.000
180	190	+0.035 / -0.000

Keyed Hollow Bore Tolerances (in)

Above	To & Including	Bore Tolerance (AGMA 9002-A86)
0.4375	1.6250	+0.0010 / -0.0000
1.6250	3.2500	+0.0012 / -0.0000
3.2500	7.0000	+0.0014 / -0.0000

Flange Pilot (AK or AK1) Tolerance (mm)

Diameter Above	Diameter To & Including	Pilot Tolerance (ISO 286-2)	Fit Class (ISO 286-2)
50	80	+0.012 / -0.007	j6
80	120	+0.013 / -0.009	j6
120	180	+0.014 / -0.011	j6
180	230	+0.016 / -0.013	j6
230	250	+0.000 / -0.029	h6
250	315	+0.000 / -0.032	h6
315	400	+0.000 / -0.036	h6
400	500	+0.000 / -0.040	h6

Flange Pilot (AK or AK1) Tolerance (in)

Diameter Above	Diameter To & Including	Pilot Tolerance (ISO 286-2)	Fit Class (ISO 286-2)
1.969	3.150	+0.0005 / -0.0003	j6
3.150	4.724	+0.0005 / -0.0004	j6
4.724	7.087	+0.0006 / -0.0004	j6
7.087	9.055	+0.0006 / -0.0005	j6
9.055	9.843	+0.0000 / -0.0011	h6
9.843	12.402	+0.0000 / -0.0013	h6
12.402	15.748	+0.0000 / -0.0014	h6
15.748	19.685	+0.0000 / -0.0016	h6

Casting surfaces may differ slightly (approx 0.125 in or 3.2 mm) from the specified nominal dimensions as a result of the manufacturing process.

Standards and Regulations



Suggested Solid Shaft Tolerances for Keyed Hollow Bore (mm)

Above	To & Including	Uniform Load (ISO 286-2, h6)	Shock Load (ISO 282-2, k6)
10	18	+0.000 / -0.011	+0.012 / +0.001
18	30	+0.000 / -0.013	+0.015 / +0.002
30	50	+0.000 / -0.016	+0.018 / +0.002
50	80	+0.000 / -0.019	+0.021 / +0.002
80	120	+0.000 / -0.022	+0.025 / +0.003
120	180	+0.000 / -0.025	+0.028 / +0.003
180	190	+0.000 / -0.029	+0.033 / +0.004

Suggested Solid Shaft Tolerances for Keyed Hollow Bore (in)

Above	To & Including	Uniform Load (ISO 286-2, h6)	Shock Load (ISO 282-2, k6)
0.4375	0.8750	+0.0000 / -0.0005	+0.0000 / -0.0005
0.8750	4.5000	+0.0000 / -0.0010	+0.0000 / -0.0010
4.5000	7.0000	+0.0000 / -0.0012	+0.0000 / -0.0015

Customer Shaft Diameter Tolerance with Shrink Disc (mm)

Diameter Above	Diameter To & Including	Shaft Tolerance (ISO 286-2, h6)	Bore Tolerance (ISO 282-2, H7)
10	18	+0.000 / -0.011	+0.018 / -0.000
18	30	+0.000 / -0.013	+0.021 / -0.000
30	50	+0.000 / -0.016	+0.025 / -0.000
50	80	+0.000 / -0.019	+0.030 / -0.000
80	120	+0.000 / -0.022	+0.035 / -0.000
120	180	+0.000 / -0.025	+0.040 / -0.000
180	190	+0.000 / -0.029	+0.046 / -0.000

Customer Shaft Diameter Tolerance with Shrink Disc (in)

Diameter Above	Diameter To & Including	Shaft Tolerance (ISO 286-2, h6)	Bore Tolerance (ISO 282-2, H7)
0.4375	0.6875	+0.0000 / -0.0004	+0.0007 / -0.0000
0.7500	1.1250	+0.0000 / -0.0005	+0.0008 / -0.0000
1.1250	1.9375	+0.0000 / -0.0006	+0.0009 / -0.0000
2.0000	3.1250	+0.0000 / -0.0007	+0.0011 / -0.0000
3.1875	4.6875	+0.0000 / -0.0008	+0.0013 / -0.0000
4.7500	7.0625	+0.0000 / -0.0009	+0.0015 / -0.0000
7.1250	7.5000	+0.0000 / -0.0011	+0.0018 / -0.0000

Solid Shaft Drill & Tap Shaft End - Threaded Holes (mm)

Above	To & Including	Tolerance
10	13	M4 x 10
13	16	M5 x 12.5
16	21	M6 x 16
21	24	M8 x 19
24	30	M10 x 22
30	38	M12 x 28
38	50	M16 x 36
50	85	M20 x 42
85	130	M24 x 50
130	190	M30 x 60

Solid Shaft Drill & Tap Shaft End - Threaded Holes (in)

Above	To & Including	Tolerance
0.375	0.500	10-24 x 0.43
0.500	0.875	1/4-20 x 0.59
0.875	0.938	5/16-18 x 0.71
0.938	1.100	3/8-16 x 0.87
1.100	1.300	1/2-13 x 1.10
1.300	1.875	5/8-11 x 1.42
1.875	3.500	3/4-10 x 1.73
3.500	7.500	1-8 x 2.63
5.125	8.875	1 1/4-7 x 3.15*
6.000	8.875	1 3/8-6 x 3.46**

* Only used on SK 9096.1 helical bevel gear units

** Only used on the SK 10382.1, SK 11382.1 parallel shaft gear units



Standards and Regulations

Abbreviations in the Power and Selection Tables

Abbreviations	Description	Unit
f_B	Service factor ($M_{2,max}/M_2$)	-
F_A^*	Permitted axial force on output side	[kN] / [lb]
F_R^*	Permitted radial force for foot-mounted gear units with solid shaft, force applied at the middle of the output shaft	[kN] / [lb]
D	Pressure on rubber buffer	[N] / [lb]
i_{ges}	Total speed ratio	
Z_1	Number of worm threads	
Z_2 / Z_1	Reduction ratio of worm gear units	
i_1	Reduction ratio of helical gear units	
M_2	Output torque	[Nm] / [lb-in]
$M_{2,max}$	Maximum permissible output torque	[Nm] / [lb-in]
$M_{2,max,AS}$	Maximum transmissible torque of shrink disc	[Nm] / [lb-in]
$M_{2,max,AM}$	Maximum transmissible torque of GRIPMAXX	[Nm] / [lb-in]
n_2	Output speed	[r/min]
P_1	Input power of gear unit	[kW] / [hp]
P_{1max}	Maximum drive power	[kW] / [hp]
VL	Reinforced bearings	-
η	Efficiency	[%]

* If a "-" is shown in the table, reinforced bearings are not possible

Standards and Regulations



Direction of Rotation

Direction of rotation of the motor looking towards the fan cover or the input shaft looking towards the input shaft journal.

Gear Unit Type	Rotation of Output Shaft – CW	Rotation of Output Shaft – CCW
Single stage NORDBLOC.1 gear units SK 071.1 – SK 1071.1	Motor Rotation – CW	Motor Rotation – CCW
2-stage NORDBLOC.1 helical gear units SK072.1 – SK972.1	Motor Rotation – CCW	Motor Rotation – CW
3-stage NORDBLOC.1 helical gear units SK373.1 – SK973.1	Motor Rotation – CW	Motor Rotation – CCW
2-stage helical gear units SK02 – SK102	Motor Rotation – CCW	Motor Rotation – CW
3-stage helical gear units SK 03 – SK 103	Motor Rotation – CW	Motor Rotation – CCW
2-stage parallel shaft gear units SK 0182.1 – SK 9282	Motor Rotation – CCW	Motor Rotation – CW
3-stage parallel shaft gear units SK 0182.1 – SK 11382.1	Motor Rotation – CW	Motor Rotation – CCW
2-stage bevel gear units SK 9x0072.1 – SK 9x772.1	Motor Rotation – CCW	Motor Rotation – CW
* 3-stage bevel gear units SK9012.1 – SK9096.1	Motor Rotation – CW	Motor Rotation – CCW
* 4-stage bevel gear units SK9013.1 – SK9053.1	Motor Rotation – CCW	Motor Rotation – CW
2-stage helical worm gear units SK 02040.1 – SK 42125 Output shaft position A or shrink disc at B	Motor Rotation – CW	Motor Rotation – CCW
2-stage helical worm gear units SK 02040.1 – SK 42125 Output shaft position B or shrink disc at A	Motor Rotation – CCW	Motor Rotation – CW
3-stage helical worm gear units SK 13050 – SK 43125 Output shaft position A or shrink disc at B	Motor Rotation – CCW	Motor Rotation – CW
3-stage helical worm gear units SK 13050 – SK 43125 Output shaft position B or shrink disc at A	Motor Rotation – CW	Motor Rotation – CCW
UNIVERSAL SI and SMI Worm Gear Units SK 1S(M)J31 – SK 1S(M)I75	Motor Rotation – CW	Motor Rotation – CCW

* If required, in deviation from the standard designs listed in the table above, the direction of rotation of the output shaft in bevel gear units may be changed as the bevel gear may be mounted left or right of the bevel pinion. To do this, a special output shaft is required for one-sided solid shaft designs and shrink disc designs.

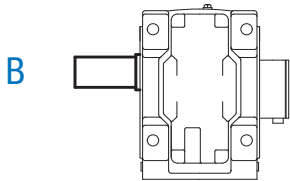


Standards and Regulations

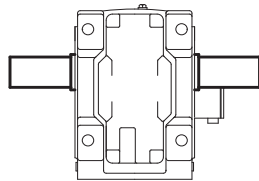
Position of the Shafts, Flanges, Torque Arms, and Shrink Discs for Right Angle Gear Units

For bevel gear units and helical worm gear units, the position of the output shaft, the B5 flange, the torque arm, and the shrink disc are defined as follows:

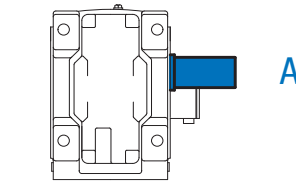
Output shaft at B



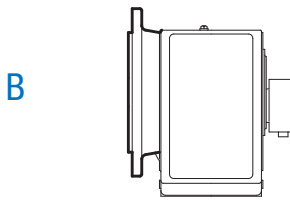
Output shaft at A and B



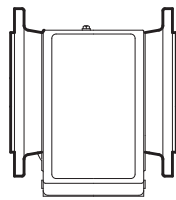
Output shaft at A
(standard version)



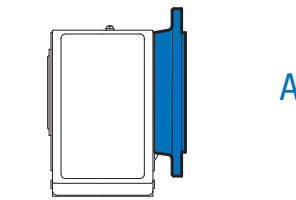
Flange at B



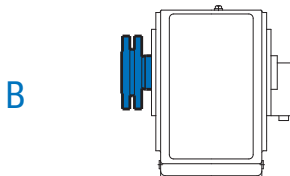
Flange at A and B



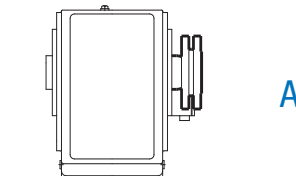
Flange at A
(standard version)



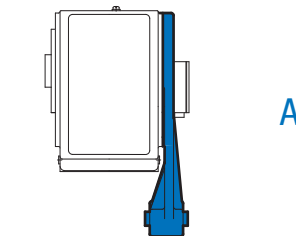
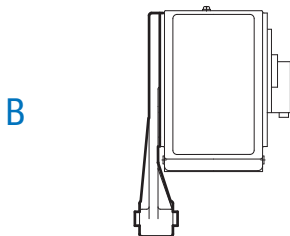
Shrink disc at B
(standard version)



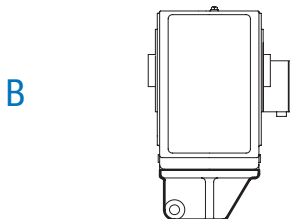
Shrink disc at A



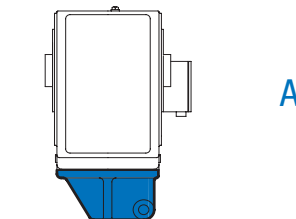
Torque arm at A
(standard version)



Torque bracket at B



Torque bracket at A
(standard version)



The definitions of sides A and B relate to the M1 mounting position. For details of positions M1- M6 please refer to [⇒ A64](#).

Standards and Regulations



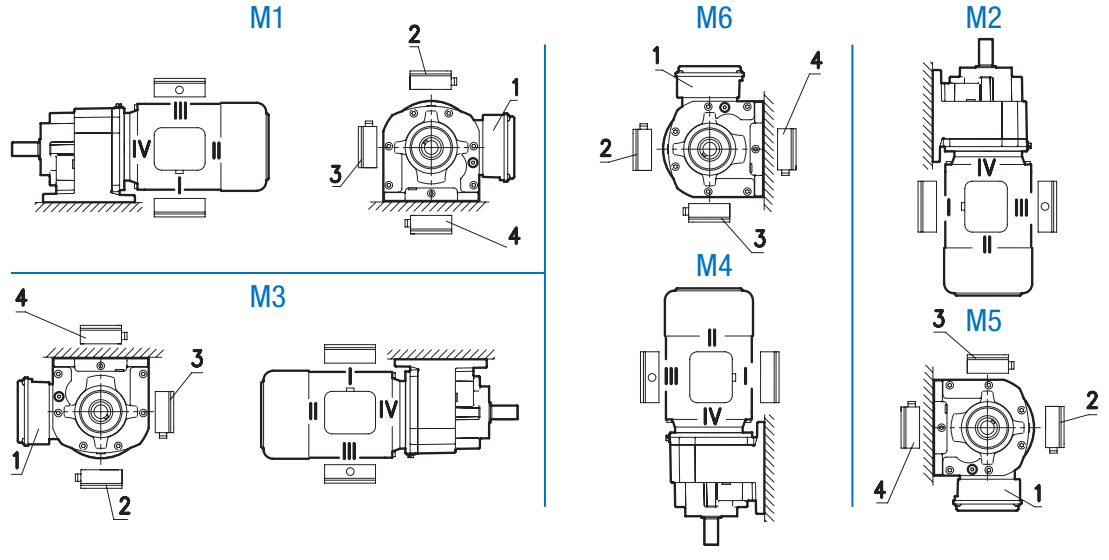
Introduction

Terminal Box and Cable Gland Location

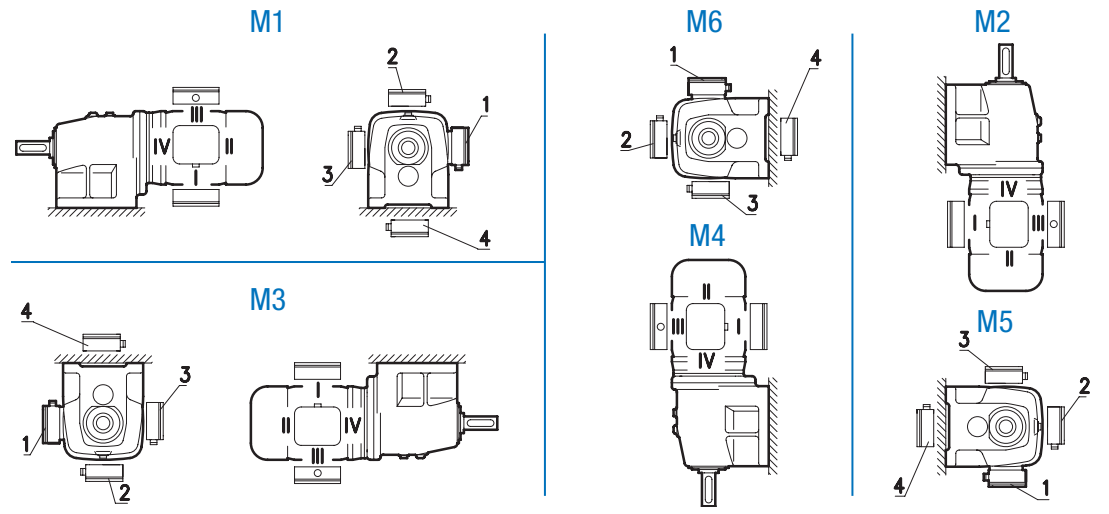
The standard position is terminal box at 1 and cable gland at I. If a different configuration is required, please state explicitly in the order and always inquire about the cable gland for IV.

For size 63 – 132 brake motors, the cable gland at I and III are standard.

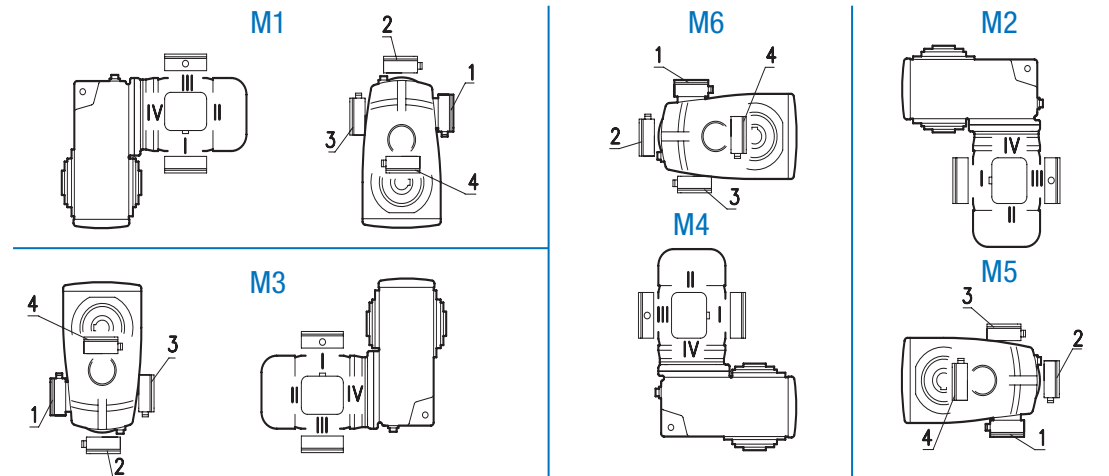
NORDBLOC®.1
helical inline
gear units



UNICASE™ helical inline
gear units



UNICASE™ parallel shaft
gear units





Standards and Regulations

Introduction

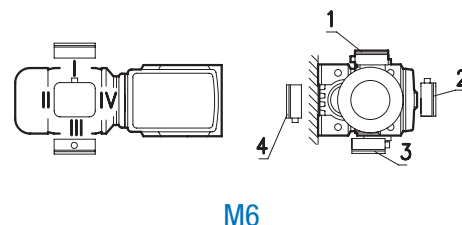
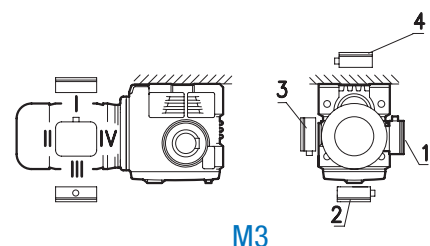
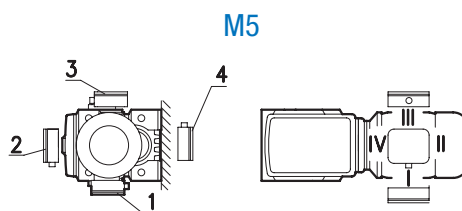
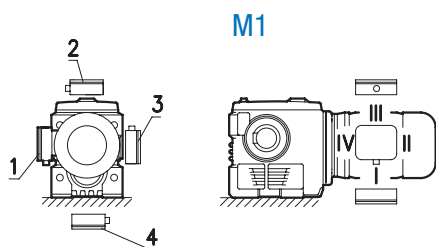
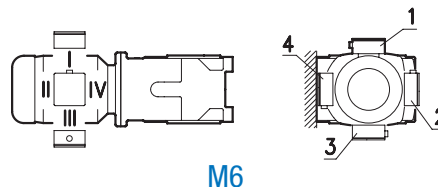
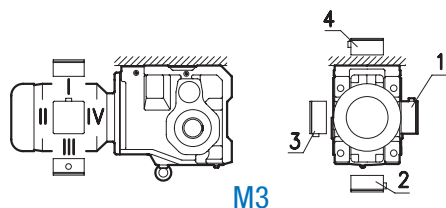
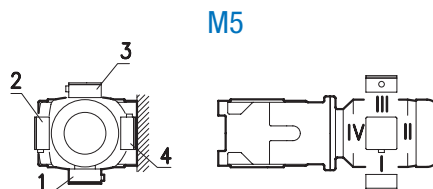
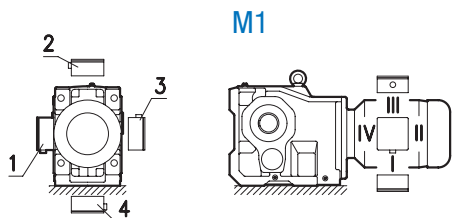
Terminal Box and Cable Gland Location

The standard position is terminal box at 1 and cable gland at I. If a different configuration is required, please state explicitly in the order and always inquire about the cable gland for IV.

For size 63 – 132 brake motors, the cable gland at I and III are standard.

Helical bevel gear units

UNICASE™ helical worm gear units



Standards and Regulations



Installation positions M1 - M6

Changes to the installation position

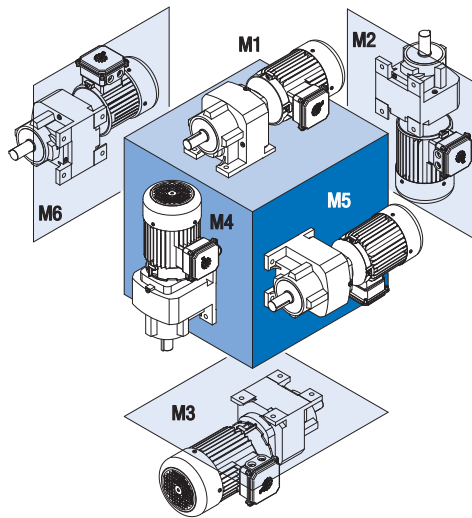
Installation Positions

For gear units and gear motors, NORD specifies six installation positions from M1 – M6 as shown in the following diagrams. The installation position must be stated when ordering to ensure proper locations of vents and plugs.

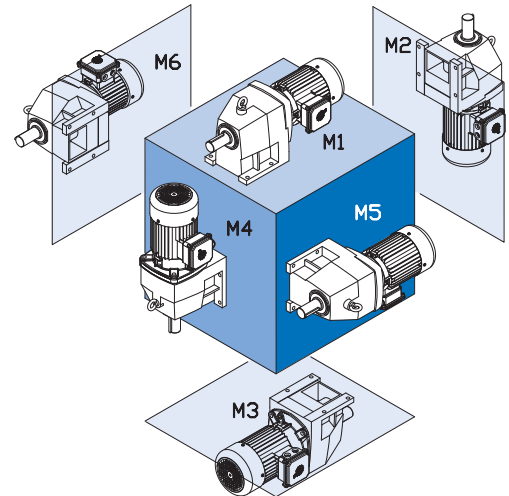
Changes to the installation position require adjustment of the oil quantity and often other measures such as the installation of encapsulated roller bearings. Damage may result if the necessary measures are not taken. Tilted installation positions between the six basic positions are also possible, please contact NORD for more information.

Lubricant quantities and all versions with the position of the oil level plug, the vent plug, and the oil drain plug can be found in the manual B1000 (download at www.nord.com).

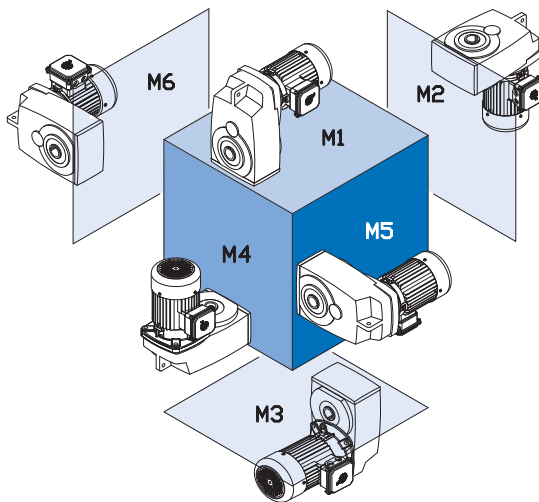
NORDBLOC.1® Helical Inline Gear Units



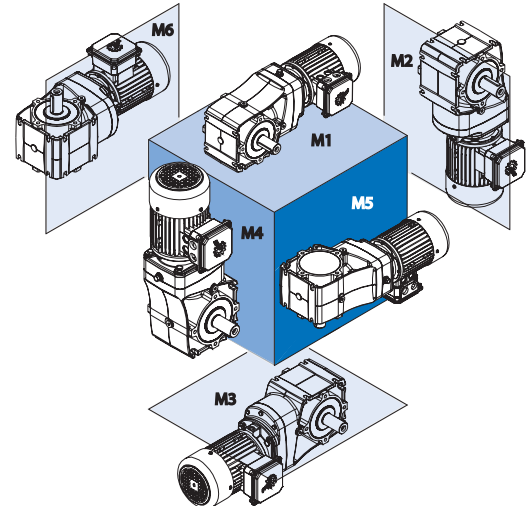
UNICASE™ Helical Inline Gear Units



UNICASE™ Parallel Shaft Gear Units



NORDBLOC.1® Helical Bevel Gear Units



Installation Positions

For gear units and gear motors, NORD specifies six installation positions from M1 – M6 as shown in the following diagrams. The installation position must be stated when ordering to ensure proper locations of vents and plugs.

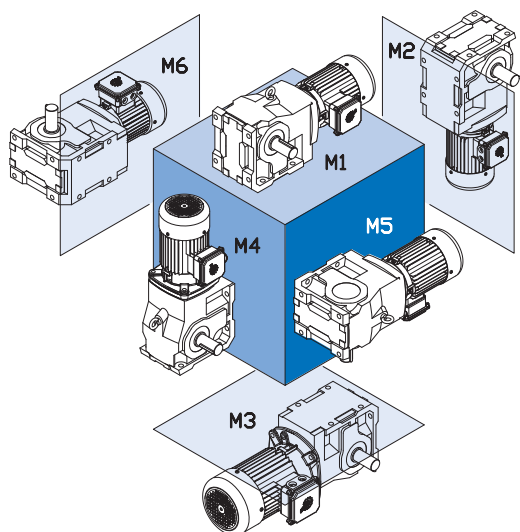
Changes to the installation position require adjustment of the oil quantity and often other measures such as the installation of encapsulated roller bearings. Damage may result if the necessary measures are not taken. Tilted installation positions between the six basic positions are also possible, please contact NORD for more information.

Lubricant quantities and all versions with the position of the oil level plug, the vent plug, and the oil drain plug can be found in the manual B1000 (download at www.nord.com).

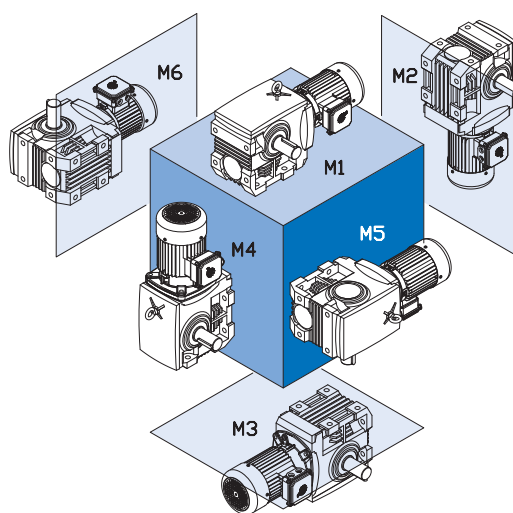
Installation positions
M1 - M6

Changes to the
installation position

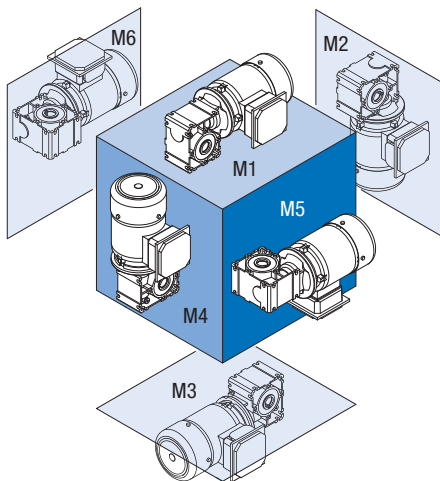
UNICASE™ Helical Bevel Gear Units



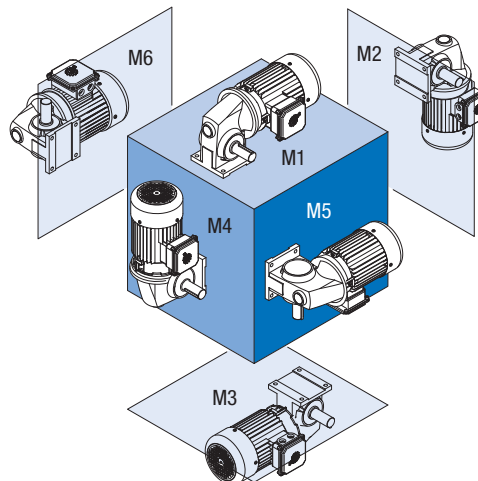
UNICASE™ Helical Worm Gear Units



UNIVERSAL SI Worm Gear Units



UNIVERSAL SMI Worm Gear Units



Engineering Information

Screw Conveyor Package



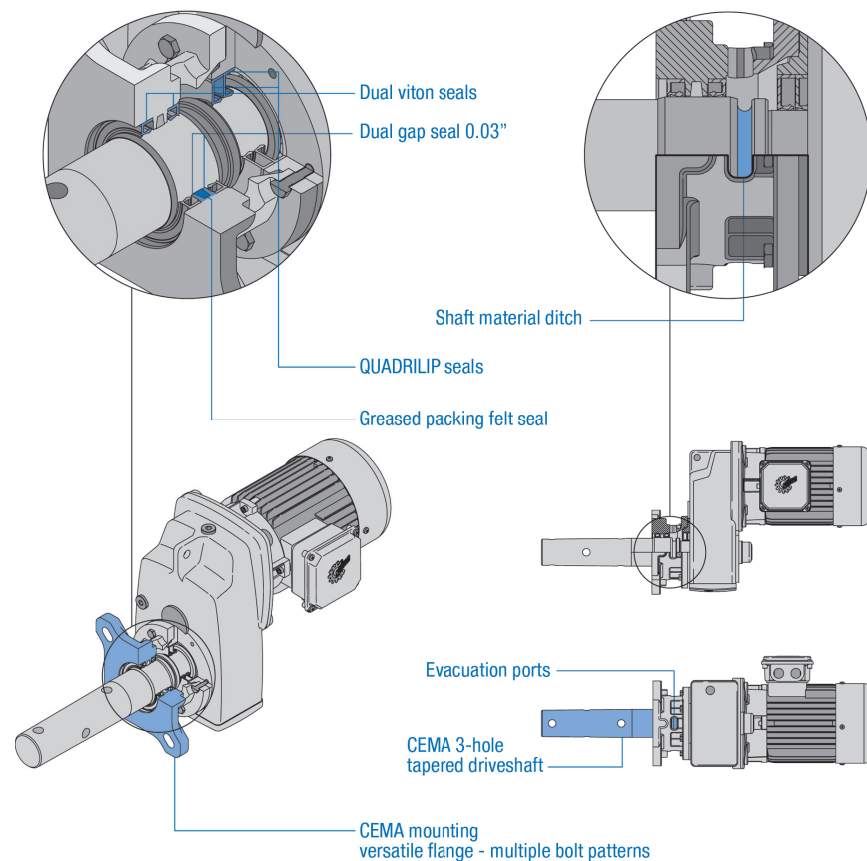
NORD SCP line

- unique
- high performance strong
- high durability

SCP Product Features

NORD offers a unique class of high performance screw conveyor drives. The NORD SCP line is based upon the premium efficiency UNICASE™ Parallel Shaft Gear Units. The SCP series of screw conveyor drives offers superior durability in the most severe load and service conditions. This system may also be provided with right-angle helical bevel gear drives.

The NORD SCP design of a directly coupled gear motor or NEMA C-face input generates a higher efficiency which may be further increased by using the NORD "H" line of energy efficient motors.



Flange

Standard CEMA mounting

- ▶ **Standard CEMA mounting**
NORD SCP drives adhere to CEMA standard mounting dimensions.

High strength gray cast iron (class 35)

- ▶ **High strength class 35 gray cast iron**
SCP drives and screw conveyor flanges are made from high strength class 35 gray cast iron with a minimum tensile strength of 35,000 psi.

Versatile flange

- ▶ **Versatile flange – multiple bolt patterns**
The SCP mounting flanges often accommodate more than one CEMA bolt pattern. This allows one drive to be used on different screw sizes simply by switching out the drive shaft.



Engineering Information

Screw Conveyor Package

Optimized Sealing System

- ▶ **Dual Fluoropolymer lip seals**
The SCP mounting flanges contains dual Fluoropolymer seals to provide improved sealing. The Fluoropolymer seals provide an enhanced degree of chemical and mechanical protection.
- ▶ **Dual gap seals (excludes particles) – 0.03" gap**
The SCP mounting flange and CEMA drive shaft are designed to provide a mechanical sealing device referred to as a gap seal. The flange owns a clearance of 0.03" at two locations on the shaft. This forms a mechanical block to large particles and prevents their entrance into the gear unit.
- ▶ **Shaft material ditch**
Should any material penetrate the fluoropolymer seals, gap seals, and greased packing felt seals, the shaft material ditch provides a material gravity break to divert anything that is working its way down the shaft towards the inside of the gearbox.
- ▶ **Greased packing felt seal**
Provides protection for small objects. If materials work their way past the first fluoropolymer lip seal and gap seal it will be trapped within the grease felt sealing ring.
- ▶ **Material evacuation ports**
Provides an exit for any foreign material that infiltrates the external sealing system. Also provides a way to clean out the sealing system.
- ▶ **Double output shaft seal**
Ensures a proper seal and keeps foreign materials from entering the gear unit.

Dual Fluoropolymer lip seals

Dual gap seals

Shaft material ditch

Greased packing felt seal

Material evacuation

Double output shaft seal

Mounting

- ▶ **Standard CEMA mounting**
NORD SCP drives adhere to CEMA standard mounting dimensions.
- ▶ **3-Hole tapered CEMA drive shaft**
The CEMA drive shaft is a standard 3-hole shaft. This allows for mounting to either 2-bolt or 3-bolt connections. The drive shaft is tapered for easier mounting and removal. The taper also reduces shaft loading due to misalignments.
- ▶ **Easy mounting**
The SCP drive is easily mounted into the screw pipe. The taper shaft acts as a guide in assembling the drive shaft into the screw pipe.
- ▶ **Easy removal**
There is less fretting due to less material contact.
- ▶ **Reduced bearing loads**
Taper prevents screw pipe misalignment.
- ▶ **Quick external removal feature**
The SCP drive can be easily removed from the screw pipe in two ways. First is the conventional removal of the complete drive and shaft. Unbolt the mounting flange from the trough and remove the cross bolts from the pipe and shaft. After this is done the drive may be removed. This requires access to inside of the screw pipe which is not always possible. The second way to remove the drive without screw pipe access by unbolting the SCP mounting flange from the drive and removing the drive, leaving the flange and drive shaft attached to the screw pipe.

Standard 3-hole shaft

Engineering Information

Screw Conveyor Package



UNICASE™ Parallel Shaft Gear Units

Unit Type	Max Torque [lb-in]	Ratio Range [x:1]	Speed Range [r/min]	Max Thrust Load Standard Bearings [lbs]	Max Thrust Load HD Bearings [lbs]	Gear Stages	Shaft Size [in]				
							1.5"	2.0"	2 7/16"	3.0"	3 7/16"
SK 1282 SCP	2620	4.79 – 109.50	365 – 16	1609	1609	2	●	●	●		
SK 1382 SCP	2425	87.94 – 624.45	20 – 2.8	1609	1609	3	●	●	●		
SK 2282 SCP	4611	4.51 – 127.51	388 – 14	2700	3375	2	●	●	●		
SK 2382 SCP	4983	82.22 – 763.41	21 – 2.3	2700	3375	2	●	●	●		
SK 3282 SCP	8983	4.48 – 112.23	391 – 16	3263	4500	2	●	●	●	●	
SK 3382 SCP	9195	89.60 – 1022.42	20 – 1.7	3263	4500	3	●	●	●	●	
SK 4282 SCP	16089	4.70 – 155.40	372 – 11	4950	6750	2		●	●	●	
SK 4382 SCP	18381	86.83 – 1585.08	26 – 1.1	4950	6750	3		●	●	●	
SK 5282 SCP	28630	4.32 – 134.03	405 – 13	7200	9000	2		●	●	●	●
SK 5382 SCP	28320	82.72 – 1367.08	21 – 1.3	7200	9000	3		●	●	●	●
SK 6282 SCP	40152	4.39 – 80.33	399 – 22	10463	13500	2				●	●
SK 6382 SCP	53100	24.42 – 551.58	72 – 3.2	10463	13500	3				●	●

- Available

UNICASE™ Helical Bevel Gear Units

Unit Type	Max Torque [lb-in]	Ratio Range [x:1]	Speed Range [r/min]	Max Thrust Load Standard Bearings [lbs]	Max Thrust Load HD Bearings [lbs]	Gear Stages	Shaft Size [in]				
							1.5"	2.0"	2 7/16"	3.0"	3 7/16"
SK 9012.1 SCP	3540	8.09 – 332.37	5.3 – 216	4500	4500	3	●	●	●		
SK 9022.1 SCP	7611	8.78 – 276.86	6.3 – 199	2700	5141	3	●	●	●		
SK 9032.1 SCP	13718	8.48 – 295.85	5.9 – 206	3263	5234	3	●	●	●	●	
SK 9042.1 SCP	24780	8.83 – 329.69	5.3 – 198	9000	6869	3		●	●	●	●
SK 9052.1 SCP	42480	8.10 – 289.61	6.0 – 216	10125	10125	3				●	●

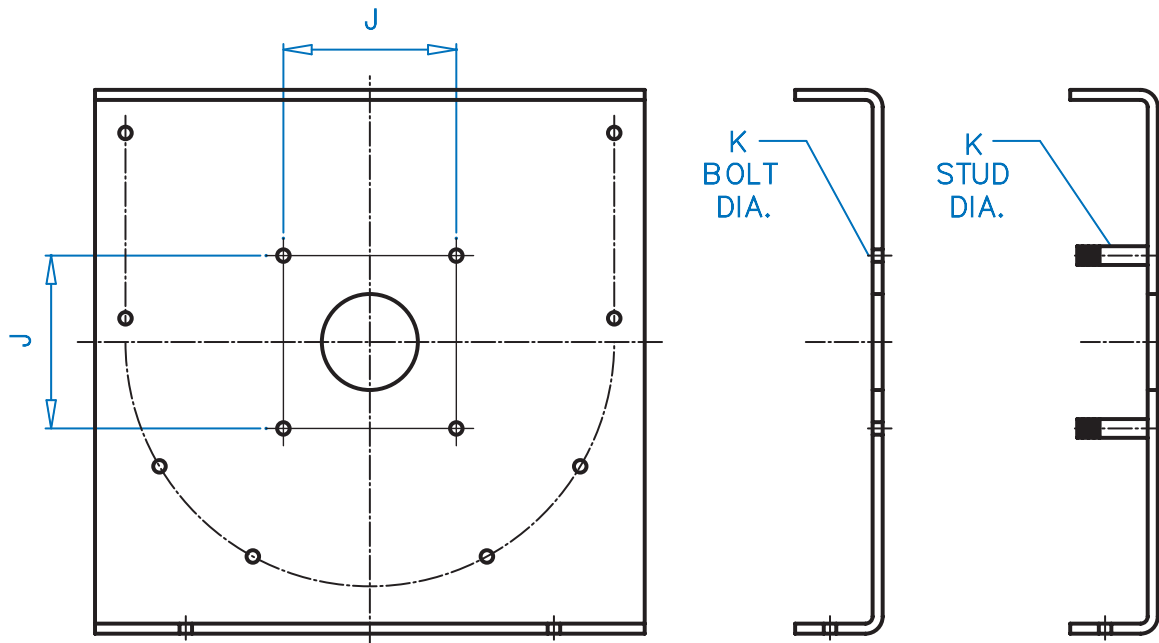
- Available



Engineering Information

Screw Conveyor Package

Screw Conveyor Mounting



Screw Conveyor Mounting Dimensions from CEMA 300-13

Screw Diameter [in]	CEMA Drive Shaft [in]	J Width [in]	K Bolt [in]	K Stud [in]
6	1 1/2	4	1/2	7/16
9	1 1/2	4	1/2	7/16
	2	5 1/8	5/8	9/16
12	2	5 1/8	5/8	9/16
	2 7/16	5 5/8	5/8	9/16
	3	6	3/4	3/4
14	2 7/16	5 5/8	5/8	9/16
	3	6	3/4	3/4
16	3	6	3/4	3/4
18	3	6	3/4	3/4
	3 7/16	6 3/4	3/4	3/4
20	3	6	3/4	3/4
	3 7/16	6 3/4	3/4	3/4
24	3 7/16	6 3/4	3/4	3/4

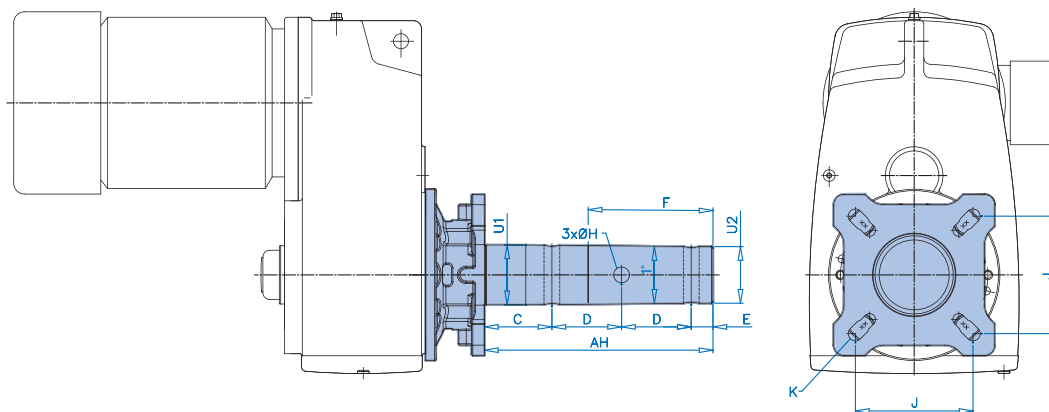
Engineering Information

Screw Conveyor Package



Introduction

UNICASE™ Parallel Shaft SCP CEMA Drive Shaft Assembly

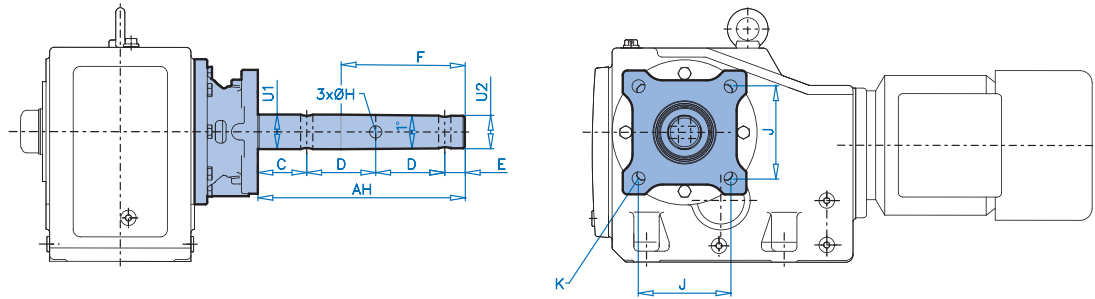


Shaft Size [in]	Shaft								Flange	
	U1	U2	AH	C	D	E	F	H	J	K
1 1/2	1.5	1.41	9.00	2.125	3.0	0.875	5 3/8	17/32	4	9/16
2	2.0	1.91	9.00	2.125	3.0	0.875	5 3/8	21/32	5 1/8	11/16
2 7/16	2.4375	2.34	9.6875	2.75	3.0	0.9375	5 7/16	21/32	5 5/8	11/16
3	3.0	2.91	9.875	2.875	3.0	1.00	5 1/2	25/32	6	13/16
3 7/16	3.4375	3.31	13.125	3.875	4.0	1.25	7 1/4	29/32	6 3/4	13/16



Engineering Information Screw Conveyor Package

UNICASE™ Helical Bevel SCP CEMA Drive Shaft Assembly



Shaft Size [in]	Shaft								Flange	
	U1	U2	AH	C	D	E	F	H	J	K
1 1/2	1.5	1.41	9.00	2.125	3.0	0.875	5 3/8	17/32	4	9/16
2	2.0	1.91	9.00	2.125	3.0	0.875	5 3/8	21/32	5 1/8	11/16
2 7/16	2.4375	2.34	9.6875	2.75	3.0	0.9375	5 7/16	21/32	5 5/8	11/16
3	3.0	2.91	9.875	2.875	3.0	1.00	5 1/2	25/32	6	13/16
3 7/16	3.4375	3.31	13.125	3.875	4.0	1.25	7 1/4	29/32	6 3/4	13/16

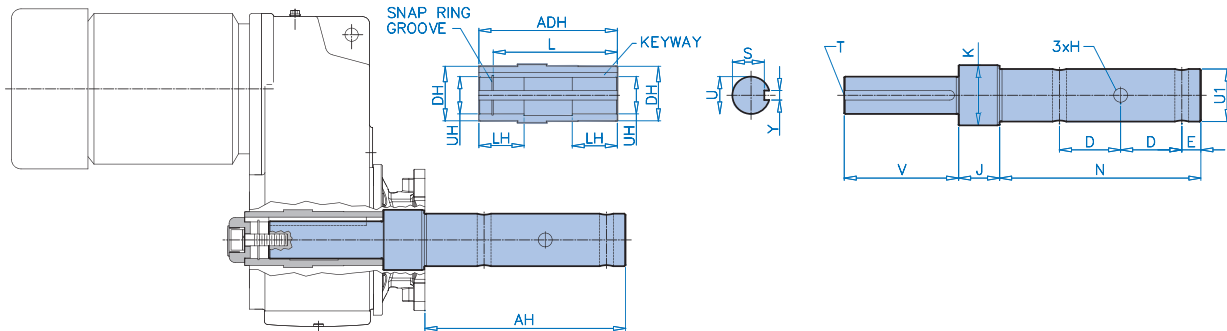
Engineering Information

Screw Conveyor Package



Introduction

UNICASE™ Parallel Shaft SCP + NEMA CEMA drive shaft



Unit Type [in]	Hollow Shaft				
	UH	ADH	L	LH	DH
SK 1282 / 1382 SCP	1.1875 + 0.0008	4.80	3.85	1.57	1.77
SK 2282 / 2382 SCP	1.4375 + 0.0010	5.47	4.80	1.97	1.97
SK 3282 / 3382 SCP	1.6250 + 0.0010	6.85	6.14	2.28	2.17
SK 4282 / 4382 SCP	2.1875 + 0.0010	7.68	6.42	2.56	2.76
SK 5282 / 5382 SCP	2.4375 + 0.0012	9.06	7.58	2.95	3.35
SK 6282 / 6382 SCP	2.7500 + 0.0012	11.41	9.92	3.54	3.93

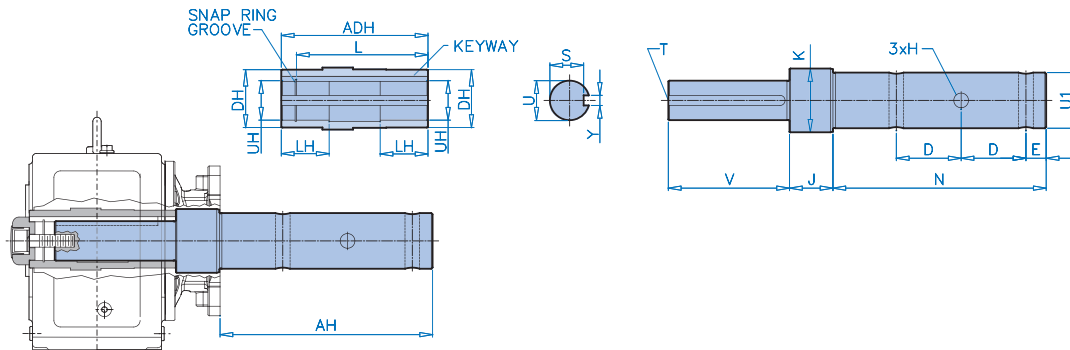
Unit Type [in]	Hollow Shaft									U	V	S	Y	T	Key	
	U1	AH	D	E	H	N	J	K								
SK 1282 SK 1382	1 1/2	9	3	7/8	17/32	9.04	2.04	2.165	-0.0039 -0.0069	1.1875	+0.0000 -0.0006	3.74	1.049	0.25	7/16-14 x 1	1/4 x 1/4
	2	9	3	7/8	21/32	9.04	2.41	2.559		1.1875		3.74	1.049	0.25	7/16-14 x 1	1/4 x 1/4
	2 7/16	9 11/16	3	15/16	21/32	9.73	2.85	2.559		1.1875		3.74	1.049	0.25	7/16-14 x 1	1/4 x 1/4
SK 2282 SK 2382	1 1/2	9	3	7/8	17/32	9.04	2.04	2.165	-0.0039 -0.0069	1.4375	+0.0000 -0.0006	4.62	1.225	0.375	5/8-11 x 1.5	3/8 x 3/8
	2	9	3	7/8	21/32	9.04	2.41	2.559		1.4375		4.62	1.225	0.375	5/8-11 x 1.5	3/8 x 3/8
	2 7/16	9 11/16	3	15/16	21/32	9.73	2.41	2.559		1.4375		4.62	1.225	0.375	5/8-11 x 1.5	3/8 x 3/8
SK 3282 SK 3382	1 1/2	9	3	7/8	17/32	9.04	2.20	2.165	-0.0039 -0.0069	1.625	+0.0000 -0.0006	6.14	1.478	0.375	5/8-11 x 1.5	3/8 x 1/4
	2	9	3	7/8	21/32	9.04	2.57	3.150		1.625		6.14	1.478	0.375	5/8-11 x 1.5	3/8 x 1/4
	2 7/16	9 11/16	3	15/16	21/32	9.73	2.57	3.150		1.625		6.14	1.478	0.375	5/8-11 x 1.5	3/8 x 1/4
	3	9 7/8	3	1	25/32	9.91	2.57	3.150		1.625		6.14	1.478	0.375	5/8-11 x 1.5	3/8 x 1/4
SK 4282 SK 4382	2	9	3	7/8	21/32	9.04	2.37	3.150	-0.0039 -0.0069	2.0625	+0.0000 -0.0007	6.69	1.844	0.5	5/8-11 x 1.5	1/2 x 3/8
	2 7/16	9 11/16	3	15/16	21/32	9.73	2.37	3.150		2.0625		6.69	1.844	0.5	5/8-11 x 1.5	1/2 x 3/8
	3	9 7/8	3	1	25/32	9.91	2.37	3.150		2.0625		6.69	1.844	0.5	5/8-11 x 1.5	1/2 x 3/8
SK 5282 SK 5382	2	9	3	7/8	21/32	9.04	2.68	3.937	-0.0047 -0.0081	2.4375	+0.0000 -0.0007	8.19	2.084	0.625	3/4-10 x 2	5/8 x 5/8
	2 7/16	9-11/16	3	15/16	21/32	9.73	2.68	3.937		2.7375		8.19	2.084	0.625	3/4-10 x 2	5/8 x 5/8
	3	9-7/8	3	1	25/32	9.91	2.68	3.937		2.4375		8.19	2.084	0.625	3/4-10 x 2	5/8 x 5/8
	3-7/16	13-1/8	4	1-1/4	29/32	13.16	2.68	3.937		2.4375		8.19	2.084	0.625	3/4-10 x 2	5/8 x 5/8
SK 6282 SK 6382	3	9-7/8	3	1	25/32	9.91	2.94	3.937	-0.0047 -0.0081	2.750	+0.0000 -0.0007	10.55	2.402	0.625	3/4-10 x 2	5/8 x 5/8
	3-7/16	13-1/8	4	1-1/4	29/32	13.16	2.94	3.937		2.750		10.55	2.402	0.625	3/4-10 x 2	5/8 x 5/8



Engineering Information Screw Conveyor Package

Introduction

UNICASE™ Helical Bevel + NEMA CEMA Drive Shaft

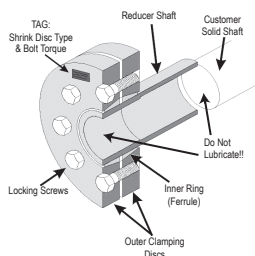


Unit Type [in]	Hollow Shaft				
	UH	ADH	L	LH	DH
SK 9012.1 SCP	1.375 ^{+0.0010} / _{-0.0000}	5.83	4.60	1.97	1.97
SK 9022.1 SCP	1.500 ^{+0.0010} / _{-0.0000}	7.09	5.86	2.36	2.17
SK 9032.1 SCP	2.000 ^{+0.0010} / _{-0.0000}	8.27	7.01	2.76	2.76
SK 9042.1 SCP	2.375 ^{+0.0012} / _{-0.0000}	9.45	7.97	3.15	3.15
SK 9052.1 SCP	2.750 ^{+0.0012} / _{-0.0000}	11.81	10.33	3.94	3.94

Unit Type [in]	Shaft													Key		
	U1	AH	D	E	H	N	J	K	U	V	S	Y	T			
SK 9012.1	1 1/2	9	3	7/8	17/32	9.04	2.47	2.165	-0.0039 -0.0069	1.375	+0.0000 -0.0006	4.88	1.201	0.3125	5/8-11 x 1.5	5/16 x 5/16
	2	9	3	7/8	21/32	9.04	2.85	2.559		1.375		4.88	1.201	0.3125	5/8-11 x 1.5	5/16 x 5/16
	2 7/16	9 11/16	3	15/16	21/32	9.73	2.85	2.559		1.375		4.88	1.201	0.3125	5/8-11 x 1.5	5/16 x 5/16
SK 9022.1	1 1/2	9	3	7/8	17/32	9.04	2.40	2.165	-0.0039 -0.0069	1.500	+0.0000 -0.0006	6.14	1.289	0.3750	5/8-11 x 1.5	3/8 x 3/8
	2	9	3	7/8	21/32	9.04	2.77	2.559		1.500		6.14	1.289	0.3750	5/8-11 x 1.5	3/8 x 3/8
	2 7/16	9 11/16	3	15/16	21/32	9.73	2.77	2.559		1.500		6.14	1.289	0.3750	5/8-11 x 1.5	3/8 x 3/8
SK 9032.1	1 1/2	9	3	7/8	17/32	9.04	2.40	2.165	-0.0039 -0.0069	2.000	+0.0000 -0.0007	7.28	1.718	0.5000	5/8-11 x 1.5	1/2 x 1/2
	2	9	3	7/8	21/32	9.04	2.77	3.150		2.000		7.28	1.718	0.5000	5/8-11 x 1.5	1/2 x 1/2
	2 7/16	9 11/16	3	15/16	21/32	9.73	2.77	3.150		2.000		7.28	1.718	0.5000	5/8-11 x 1.5	1/2 x 1/2
	3	9 7/8	3	1	25/32	9.91	2.77	3.150		2.000		7.28	1.718	0.5000	5/8-11 x 1.5	1/2 x 1/2
SK 9042.1	2	9	3	7/8	21/32	9.04	2.86	3.937	-0.0047 -0.0081	2.375	+0.0000 -0.0007	8.58	2.114	0.6250	3/4-10 x 2	5/8 x 7/16
	2 7/16	9 11/16	3	15/16	21/32	9.73	2.86	3.937		2.375		8.58	2.114	0.6250	3/4-10 x 2	5/8 x 7/16
	3	9 7/8	3	1	25/32	9.91	2.86	3.937		2.375		8.58	2.114	0.6250	3/4-10 x 2	5/8 x 7/16
	3 7/16	13 1/8	4	1 1/4	29/32	13.16	2.86	3.937		2.375		8.58	2.114	0.6250	3/4-10 x 2	5/8 x 7/16
SK 9052.1	3	9 7/8	3	1	25/32	9.91	3.36	3.937	-0.0047 -0.0081	2.750	+0.0000 -0.0006	10.94	2.402	0.6250	3/4-10 x 2	5/8 x 5/8
	3 7/16	13 1/8	4	1 1/4	29/32	13.16	3.36	3.937		2.750		10.94	2.402	0.6250	3/4-10 x 2	5/8 x 5/8

Engineering Information

Shrink Disc & GRIPMAXX™



Shrink Disc (S)

Shrink discs provide a keyless friction connection between a gear unit's hollow-bore and the driven machine's shaft. NORD hollow bore gear units (type AZ) can be supplied with a shrink disc or a heavy-duty shrink disc (VS) in a wide variety of imperial and metric bore sizes. Heavy duty shrink discs offer increased clamping force and a higher degree of safety against slippage for demanding applications.

Standard shrink disc bore sizes are optimized to take full advantage of each gear unit's maximum rated torque capability and range of offered gear ratios. Contact NORD if alternate bore sizes are required.

NORD shrink discs offer several advantages:

- ▶ High-capacity interference fit delivers positive benefits of traditional friction fits without the typical assembly and disassembly problems
- ▶ Generous assembly clearances ensure easy mounting
- ▶ Proper assembly tolerances assure connections can be released even after long periods of operation
- ▶ Elimination of keys and keyways results in a stronger solid shaft and no key crushing or pounding failures
- ▶ Shrink disc connections are backlash-free, extremely concentric, well-balanced, and are ideal for positioning applications, reversing applications, and higher speed applications
- ▶ Eliminates shaft fretting corrosion by nature of the interference fit
- ▶ Provides easy alignment and simple axial and angular timing of mounted or driven shaft components

NORD shrink discs

- several advantages

Shrink Disc Safety

Shrink disc safety is displayed in the shrink disc ratings tables and based upon proper mating shaft design. The transmissible torque capacity of the shrink disc is independent of any axial load or thrust force.

Shrink disc torque capacity is calculated without using a safety factor and considered the point where a connection could slip if a higher torque is applied. Overload conditions or excessive high torque can cause the shrink disc connection to slip.

Rating tables

⇒ A81

In calculations
Please note!



Shrink Disc Axial Force (Thrust) Capacity

Calculations for the shrink disc should factor in any axial or thrust loads as these can decrease torque capacity.

Bending Moment or Radial Load

Bending moments occur when a radial load force acts outside of the shrink disc connection. Radial load forces that may induce a bending moment include:

- ▶ the weight of mounted components,
- ▶ a chain or belt pull, or
- ▶ shaft deflections of the driven shaft.

The bending moment changes from a positive to a negative value during each shaft rotation and are designated as rotating or reversing bending moments. When there are bending moments acting upon the shrink disc, in addition to the torque and/or axial force, the rated torque and rated axial force of the shrink disc decreases compared to the values listed in the tables.

Radial load forces



Engineering Information

Shrink Disc & GRIPMAXX™

Shrink Disc Design Considerations

To ensure proper assembly and disassembly there are important shrink disc design considerations:

- ▶ The solid shaft end must engage the full length of the gear unit's hollow shaft.
- ▶ The contact areas between the gear unit's hollow shaft and the mating solid shaft must be lubrication free.
- ▶ The solid shaft and hollow-bore tolerances must be to specification to avoid damage or deformation to the shrink disc parts and/or the gear unit hollow bore.
- ▶ Proper solid shaft fit helps assure proper clamping conditions, adequate design safety against slippage, and proper shaft release during disassembly.
- ▶ The yield-strength of the driven solid shaft must be at least 360 N/mm² (52,260 psi), so that the compression forces needed to create adequate friction do not cause permanent shaft deformation.
- ▶ The recommended surface finish of the shaft components should be between 0.8 – 3.2 micrometers (32 – 125 micro-inches) to ensure adequate friction and clamping forces; avoid using turned, ground, and polished shaft material which can result in a connection failure.

Shaft Tolerances and Assembly Clearance

Shrink discs require tight tolerances to ensure proper clamping forces are maintained and prevent permanent distortion of the shrink disc components or mating shaft. The recommended fit between the hollow shaft and solid shaft and the maximum assembly clearance is listed in the following tolerance tables.

Shrink Disc Tolerance (mm)

Diameter Above	Diameter to & Including	Solid Shaft Tolerance (ISO 286-2, h6)	Reducer Bore Tolerance (ISO 286-2, H7)	Minimum Assembly Clearance	Maximum Assembly Clearance
18	30	+0.000/-0.013	+0.021/-0.000	0.00	0.034
30	50	+0.000/-0.016	+0.025/-0.000	0.00	0.041
50	80	+0.000/-0.019	+0.030/-0.000	0.00	0.049
80	120	+0.000/-0.022	+0.035/-0.000	0.00	0.057
120	180	+0.000/-0.025	+0.040/-0.000	0.00	0.065
180	190	+0.000/-0.029	+0.046/-0.000	0.00	0.075

Shrink Disc Tolerance (in)

Diameter Above	Diameter to & Including	Solid Shaft Tolerance (ISO 286-2, h6)	Reducer Bore Tolerance (ISO 286-2, H7)	Minimum Assembly Clearance	Maximum Assembly Clearance
0.7500	1.1250	+0.0000/-0.0005	+0.0008/-0.0000	0.0000	0.0013
1.1250	1.9375	+0.0000/-0.0006	+0.0009/-0.0000	0.0000	0.0015
2.0000	3.1250	+0.0000/-0.0007	+0.0011/-0.0000	0.0000	0.0018
3.1875	4.6875	+0.0000/-0.0008	+0.0013/-0.0000	0.0000	0.0021
4.7500	7.0625	+0.0000/-0.0009	+0.0015/-0.0000	0.0000	0.0024
7.1250	7.5000	+0.0000/-0.0011	+0.0018/-0.0000	0.0000	0.0029

Engineering Information

Shrink Disc & GRIPMAXX™



UNICASE™ Parallel Shaft Geared Motors Available with Shrink Disc

Gear Unit	Shrink Disc Type	Motor Size													
		63	71	80	90	100	112	132	160	180	200	225	250	280	315
SK 0282.1	SN 25 / 35 V	●	●	●											
SK 0282.1	SN 30 / 40 V	●	●												
SK 1282.1	SN 35 / 46 V	●	●	●	●										
SK 1382.1	SN 35 / 46 V	●	●	●	●										
SK 1282	SN 30 / 40 V	●	●	●											
SK 2282	SN 35 / 46 V		●	●	●	●									
SK 3282	SN 40 / 55 V		●	●	●	●	●								
SK 3382	SN 40 / 55 V	●	●	●	●										
SK 4282	SN 50 / 62 V				●	●	●	●							
SK 5282	SN 60 / 76 V				●	●	●	●	●						
SK 6282	SN 70 / 90 V					●	●	●	●	●					
SK 6382	SN 70 / 90 V				●	●	●	●	●	●					
SK 7282	SN 80 / 108 V							●	●	●	●	AS			
SK 7382	SN 80 / 108 V					●	●	●	●	●	●	AS			
SK 8282	SN 100 / 128 V							●	●	●	●	●			
SK 8382	SN 100 / 128 V					●	●	●	●	●	●	●			
SK 9282	SN 125 / 158 V									●	●	●	●		
SK 9382	SN 125 / 158 V							●	●	●	●	●	●	●	
SK 10382.1	SN 160 / 210 V							●	●	●	●	●	●	●	AS
SK 11382.1	SN 180 / 230 V								●	●	●	●	●	●	●

AS Heavy duty shrink disc

● Available



Engineering Information Shrink Disc & GRIPMAXX™

UNICASE™ Parallel Shaft Geared Motors with Motor Adapters Available with Shrink Disc

Gear Unit	Shrink Disc Type	Motor Size													
		63	71	80	90	100	112	132	160	180	200	225	250	280	315
SK 0282.1	SN 25 / 35 V	●	●	●	●										
SK 0282.1	SN 30 / 40 V	●	●	●	●										
SK 1282.1	SN 35 / 46 V	●	●	*	*	*	*								
SK 1382.1	SN 35 / 46 V	●	●	*	*										
SK 1282	SN 30 / 40 V	●	●	●	●										
SK 2282	SN 35 / 46 V		●	●	●	●	●								
SK 3282	SN 40 / 55 V		●	●	●	●	●	●							
SK 3382	SN 40 / 55 V	●	●	●	●										
SK 4282	SN 50 / 62 V				●	●	●	●	●						
SK 5282	SN 60 / 76 V				●	●	●	●	●	●					
SK 6282	SN 70 / 90 V					●	●	●	●	●	●	●			
SK 6382	SN 70 / 90 V				●	●	●	●	●	●					
SK 7282	SN 80 / 108 V							●	●	●	●	●			
SK 7382	SN 80 / 108 V					●	●	●	●	●	●	●			
SK 8282	SN 100 / 128 V							●	●	●	●	●	●	●	●
SK 8382	SN 100 / 128 V					●	●	●	●	●	●	●			
SK 9282	SN 125 / 158 V									●	●	●	●	●	●
SK 9382	SN 125 / 158 V								●	●	●	●	●	●	●
SK 10382.1	SN 160 / 210 V								●	●	●	●	●	●	●
SK 11382.1	SN 180 / 230 V									●	●	●	●	●	●

● Available
* See adapter table

* 1282.1 / 1382.1

Motor Size	Adapter	Aluminium	Cast Iron	
80	IEC	B14 C120	●	
		B14 C160	●	
		B5 A200	○	
	NEMA	N56C	●	○
		N140TC	●	○
90	IEC	B14 C140	●	
		B14 C160	●	
		B5 A200	○	
	NEMA	N140TC	●	○
100	IEC	B14 C160	●	
		B14 C200	○	
		B5 A250	○	
	NEMA	N180TC	●	○
112	IEC	B14 C160	●	
		B14 C200	○	
		B5 A250	○	
	NEMA	N180TC	●	○

● Available
○ Not available

Engineering Information

Shrink Disc & GRIPMAXX™



UNICASE™ Parallel Shaft Geared Motors Available with Heavy Duty Shrink Disc

Gear Unit	Shrink Disc Type	Motor Size													
		63	71	80	90	100	112	132	160	180	200	225	250	280	315
SK 7282	SN 85 / 108 VS							●	●	●					
SK 7382	SN 85 / 108 VS					●	●	●	●	●					
SK 8282	SN 100 / 128 VS							●	●	●	●				
SK 8382	SN 100 / 128 VS					●	●	●	●	●	●				
SK 9282	SN 130 / 158 VS										●	●	●	●	
SK 9382	SN 130 / 158 VS							●	●	●	●	●	●	●	

- Available

UNICASE™ Parallel Shaft Geared Motors with Motor Adapters Available with Heavy Duty Shrink Disc

Gear Unit	Shrink Disc Type	Motor Size													
		63	71	80	90	100	112	132	160	180	200	225	250	280	315
SK 7282	SN 85 / 108 VS							●	●	●	●	●			
SK 7382	SN 85 / 108 VS					●	●	●	●	●	●	●			
SK 8282	SN 100 / 128 VS							●	●	●	●	●			
SK 8382	SN 100 / 128 VS					●	●	●	●	●	●	●			
SK 9282	SN 130 / 158 VS									●	●	●	●	●	●
SK 9382	SN 130 / 158 VS							●	●	●	●	●	●	●	

- Available



Engineering Information

Shrink Disc & GRIPMAXX™

UNICASE™ Parallel Shaft Geared Motors Available with GRIPMAXX™

Gear Unit	Shrink Disc Type	Motor Size													
		63	71	80	90	100	112	132	160	180	200	225	250	280	315
SK 1282.1	SN 30 / 42 V	●	●	●	●										
SK 1382.1	SN 30 / 42 V	●	●	●	●										
SK 1282	SN 30 / 42 V	●	●	●											
SK 2282	SN 35 / 49 V		●	●	●	●									
SK 3282	SN 40 / 55 V		●	●	●	●	●								
SK 3382	SN 40 / 55 V	●	●	●	●										
SK 4282	SN 50 / 62 V				●	●	●	●							
SK 5282	SN 60 / 78 V				●	●	●	●	●						
SK 6282	SN 70 / 94 V					●	●	●	●	●					
SK 6382	SN 70 / 94 V				●	●	●	●	●	●					
SK 7282	SN 80 / 108 V							●	●	●					
SK 7382	SN 80 / 108 V					●	●	●	●	●					
SK 8282	SN 100 / 128 V							●	●	●	●	●			
SK 8382	SN 100 / 128 V					●	●	●	●	●	●	●			
SK 9282	SN 125 / 158 V										●	●	●	●	
SK 9382	SN 125 / 158 V							●	●	●	●	●	●	●	

● Available

Engineering Information

Shrink Disc & GRIPMAXX™



UNICASE™ Parallel Shaft Geared Motors with Motor Adapters Available with GRIPMAXX™

Gear Unit	Gear Unit Type	Motor Size													
		63	71	80	90	100	112	132	160	180	200	225	250	280	315
SK 1282.1	SN 30 / 42 V	●	●	*	*	*	*								
SK 1382.1	SN 30 / 42 V	●	●	*	*	*	*								
SK 1282	SN 30 / 42 V	●	●	●	●										
SK 2282	SN 35 / 49 V		●	●	●	●	●								
SK 3282	SN 40 / 55 V		●	●	●	●	●	●							
SK 3382	SN 40 / 55 V	●	●	●	●	●	●	●							
SK 4282	SN 50 / 62 V				●	●	●	●	●						
SK 5282	SN 60 / 78 V				●	●	●	●	●	●					
SK 6282	SN 70 / 94 V					●	●	●	●	●	●	●			
SK 6382	SN 70 / 94 V				●	●	●	●	●	●					
SK 7282	SN 80 / 108 V							●	●	●	●	●			
SK 7382	SN 80 / 108 V					●	●	●	●	●	●	●			
SK 8282	SN 100 / 128 V							●	●	●	●	●	●	●	●
SK 8382	SN 100 / 128 V					●	●	●	●	●	●	●			
SK 9282	SN 125 / 158 V									●	●	●	●	●	●
SK 9382	SN 125 / 158 V							●	●	●	●	●	●	●	●

● Available

* See adapter table

* 1282.1 / 1382.1

Motor Size	Adapter		Aluminium	Cast Iron
80	IEC	B14 C120	●	○
		B14 C160	●	
		B5 A200	○	
	NEMA	N56C	●	○
N140TC		●	○	
90	IEC	B14 C140	●	○
		B14 C160	●	
		B5 A200	○	
	NEMA	N140TC	●	○
100	IEC	B14 C160	●	○
		B14 C200	○	
		B5 A250	○	
	NEMA	N180TC	●	○
112	IEC	B14 C160	●	○
		B14 C200	○	
		B5 A250	○	
	NEMA	N180TC	●	○

● Available

○ Not available



Engineering Information

Shrink Disc & GRIPMAXX™

UNICASE™ Parallel Shaft Gear Units with Shrink Disc

Gear Unit	Shrink Disc Type	$M_{2, \max}$		s h6	s f6
		[Nm]	[lb-in]		
SK 0282.1	SN 25 / 35 V	200	1770	2.51	1.99
SK 0282.1	SN 30 / 40 V	200	1770	4.85	4.21
SK 1282.1	SN 35 / 46 V	400	3540	3.28	2.84
SK 1282	SN 30 / 40 V	296	2620	3.56	3.03
SK 2282	SN 35 / 46 V	563	4983	2.53	2.15
SK 3282	SN 40 / 55 V	1039	9195	2.31	2.00
SK 4282	SN 50 / 62 V	2000	17700	2.26	2.10
SK 5282	SN 60 / 76 V	3235	28630	2.58	2.39
SK 6282	SN 70 / 90 V	6000	53100	2.33	2.16
SK 7282	SN 80 / 108 V	8300	73455	2.56	2.38
SK 8282	SN 100 / 128 V	13200	116820	2.38	2.25
SK 9282	SN 125 / 158 V	25400	224790	2.38	2.25
SK 10382.1	SN 160 / 210 V	43000	380550	3.18	3.04
SK 11382.1	SN 180 / 230 V	73000	646050	3.59	3.46

Gear Unit	Shrink Disc Type	$M_{2, \max}$		s h6	s f6
		[Nm]	[lb-in]		
SK 7282	SN 85 / 108 VS	8300	73455	4.02	3.76
SK 8282	SN 100 / 128 VS	13200	116830	3.69	3.44
SK 9282	SN 130 / 158 VS	25400	224790	4.03	3.83

NORDBLOC.1® Helical Bevel Gear Units with Shrink Disc

Gear Unit	Shrink Disc Type	$M_{2, \max}$		s h6	s f6
		[Nm]	[lb-in]		
SK 9x0072.1	20/24 TAS 3173	50	443	3.00	n.a.
SK 9x072.1	SN 25 / 34 V	90	797	4.14	3.14
SK 9x172.1	SN 25 / 35 V	120	1062	4.18	3.32
SK 9x372.1	SN 30 / 40 V	230	2036	4.22	3.65
SK 9x672.1	SN 35 / 46 V	380	3363	3.74	3.19
SK 9x772.1	SN 40 / 55 V	660	5841	3.64	3.16

Engineering Information

Shrink Disc & GRIPMAXX™



UNICASE™ Helical Bevel Gear Units with Shrink Disc

Gear Unit	Shrink Disc Type	$M_{2,max}$		s h6	s f6
		[Nm]	[lb-in]		
SK 9012.1	SN 35 / 46 V	400	3540	3.56	3.03
SK 9016.1	SN 40 / 46 V	610	5399	3.41	3.18
SK 9022.1	SN 40 / 55 V	860	7611	2.80	2.42
SK 9032.1	SN 50 / 62 V	1550	13718	2.93	2.71
SK 9042.1	SN 60 / 76 V	2800	24780	2.99	2.75
SK 9052.1	SN 70 / 90 V	4800	42480	2.90	2.70
SK 9072.1	SN 95 / 108 V	8500	75225	3.72	3.60
SK 9082.1	SN 110 / 138 V	13000	115050	2.75	2.63
SK 9086.1	SN 125 / 158 V	20000	177000	3.01	2.86
SK 9092.1	SN 150 / 185 V	32000	283200	2.75	2.65
SK 9096.1	SN 150 / 195 V	50000	442500	2.60	2.49

Gear Unit	Shrink Disc Type	$M_{2,max}$		s h6	s f6
		[Nm]	[lb-in]		
SK 9072.1	SN 95 / 108 VS	8500	75225	5.25	5.08
SK 9082.1	SN 110 / 138 VS	13000	115050	6.46	6.17
SK 9086.1	SN 130 / 158 VS	20000	177000	5.11	4.85
SK 9092.1	SN 150 / 195 VS	32000	283200	4.06	3.89
SK 9096.1	SN 155 / 195 VS	50000	442500	3.92	3.73

UNICASE™ Worm Gear Units with Shrink Disc

Gear Unit	Shrink Disc Type	$M_{2,max}$		s h6	s f6
		[Nm]	[lb-in]		
SK 02040.1	SN 25 / 34 V	100	885	3.72	2.83
SK 02050	SN 25 / 35 V	182	1611	2.75	2.19
SK 02050	SN 30 / 40 V	182	1611	5.34	4.62
SK 12063	SN 30 / 40 V	383	3390	2.54	2.20
SK 12063	SN 35 / 46 V	383	3390	3.72	3.17
SK 12080	SN 40 / 55 V	779	6894	3.09	2.68
SK 12080	SN 45 / 55 V	779	6894	4.22	3.90
SK 32100	SN 50 / 62 V	1604	14195	2.82	2.63
SK 32100	SN 60 / 76 V	1604	14195	5.22	4.81
SK 42125	SN 60 / 76 V	3120	27612	2.68	2.48
SK 42125	SN 70 / 90 V	3120	27612	4.46	4.16



Engineering Information

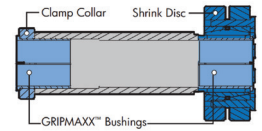
Shrink Disc & GRIPMAXX™

GRIPMAXX™ Keyless Bushing (M)

NORD GRIPMAXX is an innovative keyless bushing system designed and developed using the latest Finite Element Modeling technology (FEM). It combines the proven NORD shrink disc system with a unique hollow shaft design, providing both high strength and flexibility to accommodate many inch and metric bushing inserts – resulting in a high-capacity interference fit.

GRIPMAXX offers several advantages:

- ▶ **Bore size flexibility** – a single gear unit can be supplied with multiple bore sizes/bushing options.
- ▶ **No special shaft tolerances** – readily available, keyless, and cold-finished shaft stock can be used since the bushing absorbs the extra clearance in the system, effectively eliminating the need for precise machining of the driven shaft.
- ▶ **Consistent mounting location** – the unique hollow bore design allows all components to utilize cylindrical active surfaces (no tapered or conical shaped bushings) allowing for a tight fit against a shouldered machine shaft. GRIPMAXX helps ensure a consistent mounting location and is ideal when angular timing of mounted or driven shaft components is required.
- ▶ **Easy installation and removal** – The loose tolerance requirements of the driven machine shaft and generous assembly clearances help ensure easy installation.
- ▶ **Eliminates the need for keys or keyways** – resulting in a stronger solid shaft and eliminating key crushing or pounding failures.
- ▶ **High capacity/optimal fit** – GRIPMAXX connections result in a zero-backlash interference fit ideal for positioning applications, reversing applications, and applications with frequent starts and stops; the interference fit also helps eliminate shaft fretting corrosion.
- ▶ **Corrosion resistant** - shrink disc flanges are treated with a protective iron oxide finish to provide additional abrasion resistance, heat resistance, and corrosion protection.



GRIPMAXX Working Principal

The GRIPMAXX bushing system uses the NORD shrink disc locking collar, an oversized gear unit hollow bore, and a wide range of split-bushing inserts to accommodate a variety of final bore sizes. NORD shrink discs offer a larger capacity and increased clamping force than commodity shrink disc clamping rings.

Through tightening of shrink disc “locking screws,” large radial clamping forces are exerted upon the walls of the hollow shaft. This shaft is uniquely designed to remain elastic, while providing considerable compressive forces. These high forces are in turn transmitted through the split bushing, producing the desired clamping forces on the driven solid machine shaft.

GRIPMAXX Torque Capacity

The GRIPMAXX torque capacity (MT_{max}) is displayed in the ratings tables. The transmissible torque capacity is dependent on the gear unit and bushing size and independent of axial load or thrust force. GRIPMAXX torque capacity is calculated without using a safety factor and considered the point where a connection will slip if a higher torque is applied.

GRIPMAXX Axial Force (Thrust) Capacity

When thrust loads are present, GRIPMAXX torque capacity is decreased. The transmissible axial force or thrust capacity is dependent on the gear unit and bushing size and is independent of any applied torque condition ($MT_{max} = 0$).

Engineering Information

Shrink Disc & GRIPMAXX™



Bending Moment or Radial Load

Bending moments occur when a radial load force acts outside the GRIPMAXX™ connection. Radial or overhung load forces act in a direction perpendicular to the center rotating axis of the driven solid shaft. Radial load forces that may induce a bending moment include: the weight of mounted components, a chain or belt pull, or shaft deflections of the driven shaft. The bending moment changes from a positive to a negative value during each shaft rotation and is designated as rotating or reversing bending moment.

Mounting design

GRIPMAXX is optimally designed for shaft mounted or torque-arm mounted gear unit applications, but can also be used with flange mounted gearboxes. Foot mounted gear units often require special shaft designs in order to use the GRIPMAXX system.

NORD does not recommend the use of GRIPMAXX when significant bending moments or radial load forces exist. These forces must be absorbed elsewhere in the system and not by the gear unit or by the GRIPMAXX connection.

GRIPMAXX Design Considerations

- ▶ Readily available, keyless, cold-finished solid shaft stock may be used; avoid using turned, ground and polished shaft material which can result in a failure of the friction connection.
- ▶ The solid shaft end must engage the full length of the gear unit hollow shaft.
- ▶ The yield strength of the driven solid shaft must be at least 360 N/mm² (52,260 lb/in²), so that the compression forces needed for adequate friction do not cause permanent shaft deformation.
- ▶ The contact areas of the gear unit hollow shaft, bushing insert, and the mating solid shaft must be lubrication-free.
- ▶ All shrink disc fastening screws must be of the proper grade and tightened to the specified bolt torque in a circular fashion.
- ▶ The seats between the inner ring and outer clamping discs of the shrink disc should be lightly lubricated with molybdenum disulfide (MoS₂) grease; the screw threads and head contact area need to be lightly coated with multipurpose grease.

Solid Shaft Tolerance Requirements

The recommended solid shaft tolerances for the GRIPMAXX connection are tabulated below.

Above [mm]	To & Including [mm]	ISO 268-2 Tolerance h11 [mm]
10	18	0.110
18	30	0.130
30	50	0.160
50	80	0.190
Above [in]	To & Including [in]	ISO 268-2 Tolerance h11 [in]
0.438	0.688	0.0043
0.750	1.063	0.0051
1.125	1.938	0.0063
2.000	3.125	0.0075



Engineering Information

Shrink Disc & GRIPMAXX™

UNICASE™ Parallel Shaft Gear Units with GRIPMAXX

Gear Unit	GRIPMAXX Type	$M_{2,max}$		SM h11 (DiB _{max})
		[Nm]	[lb-in]	
SK 1282.1	SN 30 / 42 V	400	3540	3.10
SK 1282	SN 30 / 42 V	295	2611	4.14
SK 2282	SN 35 / 49 V	565	5000	3.18
SK 3282	SN 40 / 55 V	1040	9204	2.45
SK 4282	SN 50 / 62 V	2000	17700	2.24
SK 5282	SN 60 / 78 V	3235	28630	2.88
SK 6282	SN 70 / 94 V	6000	53100	2.54
SK 7282	SN 80 / 108 V	8300	73455	2.59
SK 8282	SN 100 / 128 V	13200	116820	2.31
SK 9282	SN 125 / 158 V	25400	224790	2.24

NORDBLOC.1® Helical Bevel Gear Units with GRIPMAXX

Gear Unit	GRIPMAXX Type	$M_{2,max}$		SM h11 (DiB _{max})
		[Nm]	[lb-in]	
SK 9x072.1	SN 25 / 34 V	81	717	5.00
SK 9x172.1	SN 30 / 42 V	120	1062	10.17
SK 9x372.1	SN 35 / 49 V	220	1947	8.16
SK 9x672.1	SN 50 / 62 V	364	3221	12.31
SK 9x772.1	SN 50 / 62 V	660	5841	6.79

UNICASE™ Helical Bevel Gear Units with GRIPMAXX

Gear Unit	GRIPMAXX Type	$M_{2,max}$		SM h11 (DiB _{max})
		[Nm]	[lb-in]	
SK 9012.1	SN 35 / 49 V	400	3540	4.49
SK 9016.1	SN 35 / 49 V	610	5399	2.94
SK 9022.1	SN 40 / 55 V	860	7611	2.96
SK 9032.1	SN 50 / 62 V	1550	13718	2.89
SK 9042.1	SN 60 / 78 V	2800	24780	3.33
SK 9052.1	SN 70 / 94 V	4800	42480	3.18
SK 9072.1	SN 90 / 119 V	8500	75225	3.41
SK 9082.1	SN 110 / 138 V	13000	115050	2.57

UNICASE™ Worm Gear Units with GRIPMAXX

Gear Unit	GRIPMAXX Type	$M_{2,max}$		SM h11 (DiB _{max})
		[Nm]	[lb-in]	
SK 02050	SN 30 / 42 V	180	1593	6.78
SK 12063	SN 35 / 49 V	385	3407	4.66
SK 12080	SN 50 / 62 V	780	6903	5.74
SK 32100	SN 60 / 78 V	1605	14204	5.81
SK 42125	SN 60 / 78 V	3120	27612	2.99

Engineering Information

Fixing Element Kit



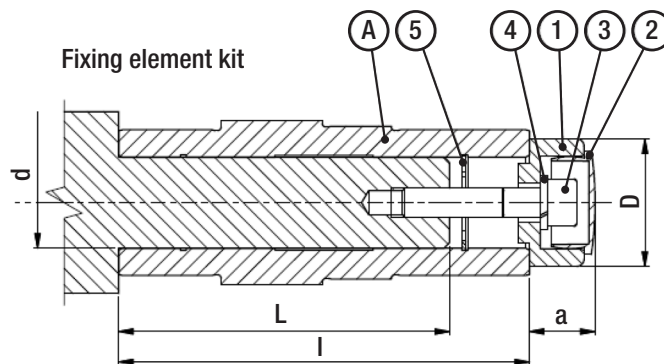
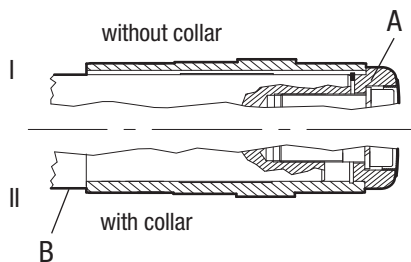
Fixing Element (B)

To combat inherent, slight oscillations in rotating shafts, NORD offers an optional fixing element kit. This method prevents the gear unit from “walking out” of position. The kit includes all necessary parts to secure the shaft in the axial direction by using a tapped hole in the end of the mating male shaft.

There are two methods for securing the fixing element kit. The first involves pulling the supplied male shaft to the snap ring (type 1). For the second method, the supplied shaft is shouldered (type 2) and pulled against the hollow shaft and not the snap ring.

Prerequisites for use:

- ▶ The solid shaft used must be equipped with a face-side thread as per DIN 332/2.
- ▶ The fixing elements are suitable for both solid shafts without collars (I) and with collars (II).
- ▶ For attachment according to I, the solid shaft is fixed by means of a securing ring located in the hollow shaft (item A).
- ▶ For attachment according to II, the collar of the solid shaft is in direct contact with the hollow shaft (item B).



Fixing element kit included parts

- ▶ The fixing element consists of items 1 – 5
- ▶ L = Length of customer's shaft
- ▶ l = Length of hollow shaft

- A. Hollow shaft
- 1. Washer
- 2. Sealing cap
- 3. Socket head cap screw
- 4. Lock washer
- 5. Retaining washer

Dimensions and more information can be found in the respective dimensions section. Reference the manual B1000 for installation and maintenance (download at www.nord.com).



Engineering Information

Fixing Element Kit

Fixing Element Data - Metric

Shaft Diameter d [mm]	l [mm]	L [mm]	1		3						4	5
			a	D								
14	68	50	14.8	25	M5 x 30	M5 x 16					A5	-
18	83	65	14	30	M6 x 30	M6 x 20					A6	l 18
20	83 – 125	65 – 102	9.6	30	M6 x 40	M6 x 35	M6 x 30	M6 x 25	M6 x 20		A6	IS 20
25	97 – 132	79 – 110	19.2	35	M10 x 50	M10 x 45	M10 x 40	M10 x 30			A10	IS 25
30	122 – 170	102 – 140	19.2	40	M10 x 55	M10 x 50	M10 x 45	M10 x 40	M10 x 30	M10 x 25	A10	IS 30
35	130 – 180	110 – 150	32.0	45	M12 x 55	M12 x 50	M12 x 35				A12	IS 35
40	145 – 210	120 – 170	24.4	55	M16 x 70	M16 x 65	M16 x 60	M16 x 45			A16	IS 40
45	168 – 192	135 – 162	25.4	60	M16 x 70	M16 x 65	M16 x 45				A16	IS 45
50	170 – 240	140 – 200	25.4	65	M16 x 70	M16 x 65	M16 x 45				A16	IS 50
55	192	162	28.8	95	M20 x 70	M20 x 55					A20	IS 55
60	202 – 300	155 – 255	28.8	75	M20 x 90	M20 x 55					A20	IS 60
70	250 – 350	205 – 290	28.8	95	M20 x 100	M20 x 90	M20 x 55				A20	IS 70
80	310 – 350	250 – 290	28.8	102	M20 x 100	M20 x 55					A20	IS 80
90	350	290	34.0	102	M24 x 110	M24 x 60					A24	IS 90
100	366 – 420	310 – 365	34.0	120	M24 x 110	M24 x 65					A24	IS 100
110	420 – 500	360 – 440	34.0	135	M24 x 110	M24 x 65					A24	IS 110
120	430 – 610	370 – 550	34.0	150	M24 x 110	M24 x 65					A24	IS 120
150	610	550	39.1	200	M30 x 120	M30 x 70					A30	IS 150
160	475 – 674	418 – 614	47.0	200	M36 x 130	M36 x 100					A36	l 160
180	522 – 546	460 – 480	47.0	240	M36 x 140	M36 x 100					A36	l 180

Engineering Information

Fixing Element Kit



Fixing Element Data - Imperial

Introduction

Shaft Diameter d [in]	l [in]	L [in]	1		Thread	3			4 [in]	5 [in]
			a	D		Bolt Length				
0.5000	3.937 – 4.764	3.717 – 4.591	0.563	0.984	#10-32UNF x	0.625	0.75	1.25	#10	0.500 x 0.035
0.6250	2.677	2.504 – 2.512	0.563	0.984	#10-32UNF x	0.625	0.75	1.25	#10	l 16
0.7500	3.268 – 6.220	3.043 – 6.040	0.551	1.181	1/4-20UNC x	0.75	1.125	1.25	1.50	1/4 IS 20 x 1.5
1.0000	3.268 – 6.220	3.043 – 6.008	0.756	1.378	3/8-16UNC x	1.00	1.25	1.50	1.75	3/8 IS 26 x 1.5
1.1250	3.819	3.594 – 3.607	0.756	1.378	3/8-16UNC x	1.00	1.25	1.50	1.75	3/8 IS 30 x 1.5
1.1875	4.606 – 6.457	3.850 – 6.245	0.756	1.575	7/16-14UNC x	1.250	1.50	2.00	2.25	7/16 IS 32 x 1.5
1.2500	4.606 – 6.929	3.850 – 6.717	0.756	1.575	7/16-14UNC x	1.250	1.50	2.00	2.25	7/16 IS 32 x 1.5
1.3750	5.472 – 7.087	3.850 – 6.827	0.906	1.772	5/8-11UNC x	1.75	2.25	2.50		5/8 IS 35 x 1.75
1.4375	4.606 – 8.268	3.850 – 8.008	0.906	1.772	5/8-11UNC x	1.75	2.25	2.50		5/8 IS 37 x 1.75
1.5000	5.472 – 8.268	4.240 – 8.008	0.906	1.772	5/8-11UNC x	1.75	2.25	2.50		5/8 IS 38 x 1.75
1.6250	6.85	6.142 – 6.591	0.933	2.165	5/8-11UNC x	1.50	2.00	2.50		5/8 IS 42 x 2.00
1.6875	7.677 – 8.268	6.431 – 8.008	0.933	2.165	5/8-11UNC x	1.50	2.00	2.50		5/8 IS 45 x 2.00
1.7500	6.614	5.372 – 6.355	0.933	2.165	5/8-11UNC x	1.50	2.00	2.50		5/8 IS 45 x 2.00
1.8125	6.614	5.372 – 6.315	0.972	2.362	5/8-11UNC x	1.50	2.50			5/8 IS 47 x 2.00
1.9375	5.118 – 9.449	4.803 – 9.150	0.972	2.362	5/8-11UNC x	1.50	2.50			5/8 IS 50 x 2.50
2.0000	7.677 – 9.449	6.423 – 9.071	0.972	2.559	5/8-11UNC x	1.75	2.75			5/8 IS 52 x 2.50
2.0625	7.677	6.423 – 7.300	0.972	2.559	5/8-11UNC x	1.75	2.75			5/8 IS 55 x 2.50
2.1875	9.055 – 9.449	7.581 – 9.071	0.972	2.559	5/8-11UNC x	1.75	2.75			5/8 IS 60 x 3.00
2.3750	7.953 – 11.811	6.478 – 11.394	1.142	2.953	3/4-10UNC x	2.00	3.00			3/4 IS 62 x 3.00
2.4375	7.953 – 11.811	6.478 – 11.394	1.142	2.953	3/4-10UNC x	2.00	3.00			3/4 IS 62 x 3.00
2.7500	9.843 – 13.780	8.453 – 13.363	1.142	3.740	3/4-10UNC x	2.00	3.00			3/4 IS 70 x 3.00
2.9375	9.843 – 13.780	8.453 – 13.363	1.142	3.740	3/4-10UNC x	2.00	3.00			3/4 IS 75 x 3.00
3.1875	12.205	10.711 – 11.788	1.142	3.740	3/4-10UNC x	2.00	3.00			l 82
3.2500	12.205 – 13.780	10.711 – 13.363	1.142	4.016	3/4-10UNC x	2.00	3.25			3/4 IS 85 x 4.00
3.4375	13.780 – 14.409	12.226 – 13.993	1.142	4.016	3/4-10UNC x	2.00	3.25			3/4 IS 90 x 4.00
3.6250	13.78	12.285 – 13.363	1.339	4.331	3/4-10UNC x	2.00	3.25			3/4 IS 95 x 4.00
3.9375	14.409 – 16.535	12.573 – 16.079	1.346	4.724	7/8-9UNC x	2.25	3.75			7/8 IS 100 x 4.00
4.0000	14.409 – 16.535	12.656 – 16.079	1.346	4.724	7/8-9UNC x	2.25	3.75			7/8 l 102
4.0625	14.409	12.656 – 13.953	1.346	4.724	7/8-9UNC x	2.25	3.75			7/8 l 105
4.3750	19.685	17.734 – 19.229	1.346	5.315	7/8-9UNC x	2.25	3.75			7/8 l 112
4.4375	16.535 – 19.685	14.797 – 19.229	1.346	5.315	7/8-9UNC x	2.25	3.75			7/8 l 115
4.5000	19.685	17.947 – 19.229	1.346	5.315	7/8-9UNC x	2.25	3.75			7/8 l 115
4.7500	16.929 – 19.685	15.175 – 19.308	1.339	5.906	7/8-9UNC x	2.25	3.75			7/8 l 125
4.9375	16.929	15.175 – 16.552	1.339	5.906	7/8-9UNC x	2.25	3.75			7/8 l 130
5.5000	24.016	22.104 – 23.560	1.343	7.874	1-8UNC x	2.50	4.00			1 l 140
6.0000	26.535	25.585 – 26.079	1.539	7.874	1-8UNC x	2.50	3.00			1 l 155
6.2500	18.701	17.750 – 18.245	1.539	7.874	1-8UNC x	2.50	3.00			1 l 160
6.5000	20.551	19.600 – 19.780	1.850	7.874	1-8UNC x	2.75	3.00			1 l 170




NORDBLOC.1[®] Helical Inline Gear Units



INQUIRY FORM B - 2

VERSIONS AVAILABLE B - 3



GEAR UNIT MOTOR DATA

Power and speed tables B - 4


Power and speed tables
W and NEMA adapters B - 52



DIMENSIONED DRAWINGS*

Helical geared motors B - 71

W, NEMA, IEC, AI adapters B - 98



OPTIONS*

Z Flange mounted design, B14 flange B - 114

XZ Foot-mounted housing with B14 flange B - 116

XF Foot-mounted housing with B5 flange B - 118

Further output flanges B - 121

* All specifications in inches unless otherwise indicated



Inquiry Form



This general inquiry form can be found in the attachment as well as on the NORD homepage under www.nord.com - Heading DOCUMENTATION / FORMS.



General Inquiry Form



Company: _____
 Customer number: _____
 Town / Zip Code/
 Country: _____
 Contact: _____
 E-Mail: _____
 Phone: _____

Please send the request to your local NORD contact.

See homepage:
www.nord.com
 (NORD group → Sales)



Reference: _____
 Date: _____

NORDBLOC.1 Helical gear units

	<input type="radio"/>		<input type="radio"/>		<input type="radio"/>		<input type="radio"/>
<input type="radio"/> Geared motor		<input type="radio"/> Adapter for IEC-/Nema-motor/Servo*		<input type="radio"/> Stand alone motor (M7000)			
<input type="radio"/> W – type (free input shaft): External forces: Axial F_{A1} : _____ [N] Radial F_{R1} : _____ [N]; Lever from shaft shoulder: _____ [mm]							
Gear type acc. to catalogue: _____				Quantity: _____			

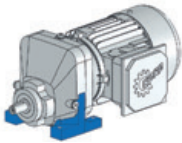


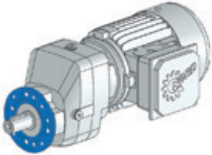
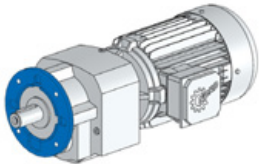


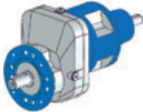










Gearbox-specific parameter	Clear section	Frequency inverter operation	Clear section
Output speed n_2 at line frequency: _____ [min ⁻¹]		<input type="radio"/> Cabinet mounted <input type="radio"/> Motor mounted	
Output torque M_2 : _____ [Nm]		Frequency range from: _____ [Hz] to _____ [Hz]	
Ratio i: _____		Motor speed n_1 : _____ [min ⁻¹] to _____ [min ⁻¹]	
Mounting position (M1 – M6) : _____		Constant torque within frequency range: _____ [Nm]	
Flange: <input type="radio"/> B14 <input type="radio"/> B5 \varnothing _____ [mm]		Characteristic: <input type="radio"/> 50 Hz <input type="radio"/> 70 Hz <input type="radio"/> 87 Hz <input type="radio"/> 100 Hz	
<input type="radio"/> Hollow shaft <input type="radio"/> Solid shaft \varnothing _____ x _____ [mm]		Encoder*: <input type="radio"/> Incremental <input type="radio"/> Absolute	
Operating factor f_b : _____		Regenerative operation: Generated power _____ [kW]	
Minimum bearing life L10h: _____ [h]		Ambient conditions	Clear section
External forces at output: Axial F_{A2} : _____ [N]		Ambient temperature: min. _____ to max. _____ [°C]	
Radial F_{R2} : _____ [N] Lever from shaft shoulder: _____ [mm]		Max. rel. humidity RH: _____ [%]	
Bearing: <input checked="" type="radio"/> normal <input type="radio"/> VL <input type="radio"/> VL2 <input type="radio"/> VL3 <input type="radio"/> AL		Max. installation height (if > 1.000 m): _____ [m]	
Helical-bevel and Worm: A/B side for flange/shaft*		<input type="checkbox"/> Indoor <input type="checkbox"/> Outdoor <input type="checkbox"/> Water contact* <input type="checkbox"/> Direct sun light	
Oil: <input checked="" type="radio"/> Mineral <input type="radio"/> Synthetic <input type="radio"/> Food grade <input type="radio"/> Bio-degradable		Other (dust/dirt/aggressive media; mechanical/chemical)*	
Special oil: _____		ATEX	Clear section
Motor-specific parameter	Clear section	ATEX gas	ATEX dust
Rated motor power P_1 : _____ [kW]		<input type="radio"/> Zone 1 Ex II 2G	<input type="radio"/> Zone 21 Ex II 2D
Motor speed n_1 : _____ [min ⁻¹]		<input type="radio"/> Zone 2 Ex II 3G	<input type="radio"/> Zone 22 Ex II 3D
<input type="checkbox"/> PTC thermistors (TF) <input type="checkbox"/> Bimetallic switches (TW)		<input type="radio"/> Ex eb II T3	<input type="radio"/> Non-conductive dust
Line voltage: _____ [V] Line frequency: _____ [Hz]		<input type="radio"/> Ex de IIC T4	<input type="radio"/> Conductive dust (only Zone 21)
Efficiency class: <input type="radio"/> IE1 <input type="radio"/> IE2 <input checked="" type="radio"/> IE3 <input type="radio"/> IE4		Paint / Surface treatment	Clear section
Protection class: <input checked="" type="radio"/> IP55 (Standard) <input type="radio"/> IP _____		<input type="radio"/> None <input type="radio"/> 1.0 <input checked="" type="radio"/> 2.0 (Standard) <input type="radio"/> 3.0 <input type="radio"/> 3. _____	
Operating mode: <input checked="" type="radio"/> S1 (Standard) <input type="radio"/> S _____*		<input type="radio"/> nsd tupH (only for aluminium housings)	
Cycle rate: _____ [c/h]		Colour (RAL): <input checked="" type="radio"/> Blue (5010) <input type="radio"/> Grey (7031)	
Cycle duty: _____ [%] <input type="checkbox"/> Backstop (RLS)		<input type="radio"/> Special colour (RAL-No. / Colour): _____	
Ventilation: <input checked="" type="radio"/> Standard <input type="radio"/> External (F) <input type="radio"/> None (OL)		Comments	
Terminal box position: _____ Cable entries: _____			
Brake-specific parameter	Clear section		
Brake torque M_B : _____ [Nm] <input type="checkbox"/> Manual release (HL)			
Brake-/Coil voltage: _____ [V]			
<input type="radio"/> Parking/emergency brake <input type="radio"/> Working brake			
ATEX documentation, O&M manuals (language code according to ISO 639-1):			
<input type="checkbox"/> DE <input type="checkbox"/> BG <input type="checkbox"/> ZH <input type="checkbox"/> CS <input type="checkbox"/> DA <input type="checkbox"/> ES <input type="checkbox"/> FI <input type="checkbox"/> FR <input type="checkbox"/> EN <input type="checkbox"/> EL <input type="checkbox"/> HU <input type="checkbox"/> IT <input type="checkbox"/> NL <input type="checkbox"/> NO <input type="checkbox"/> PL <input type="checkbox"/> PT <input type="checkbox"/> RU <input type="checkbox"/> SV <input type="checkbox"/> SK <input type="checkbox"/> LV <input type="checkbox"/> RO			

*Please add details in comments - Getriebbau NORD GmbH & Co. KG | Getriebebau-Nord-Str. 1 | D-22941 Bargeheide - EN-0919













Available Designs

Examples - Available Versions


Sizes SK 071.1 - 771.1	Sizes SK 072.1 - 673.1	Sizes SK 772.1 - 973.1
 SK 071.1 - 90 SP/4 Foot-mounted housing, 1-stage	 SK 572.1 - 80 SP/4 Foot-mounted housing, 2-stage	 SK 772.1 - 100 LP/4 Foot-mounted housing, 2-stage
 SK 371.1 F - 90 SP/4 Flange mounted design, B5 flange, 1-stage	 SK 673.1 F - 112 MP/4 Flange mounted design, B5 flange, 3-stage	 SK 873.1 F - 90 LP/4 Flange mounted design, B5 flange, three-stage
  SK 171.1 - W SK 171.1 F - W Foot mounted housing, free input shaft Flange mounted design, B5 flange, free input shaft	  SK 172.1 - W SK 172.1 F - W Foot mounted housing, free input shaft Flange mounted design, B5 flange, free input shaft	  SK 972.1 - W SK 972.1 F - W Foot mounted housing, free input shaft Flange mounted design, B5 flange, free input shaft
  SK 071.1 - IEC SK 071.1 F - IEC Foot mounted housing, IEC-Adapter Flange mounted design, IEC-Adapter	  SK 072.1 - IEC SK 072.1 F - IEC Foot mounted housing, IEC-Adapter Flange mounted design, IEC-Adapter	  SK 973.1 - IEC SK 973.1 F - IEC Foot mounted housing, IEC-Adapter Flange mounted design, IEC-Adapter



NORDBLOC.1
Helical gear units


Housing Options

 Housing in flange mounted design with B14 flange, Type supplement Z	 Housing in flange mounted design with B14 flange, Type supplement Z	 Housing in flange mounted design with B14 flange, Type supplement Z
 Housing in foot mounted design with B14 flange, Type supplement XZ	 Housing in foot mounted design with B14 flange, Type supplement XZ	 Housing in foot mounted design with B14 flange, Type supplement XZ
 Housing in foot mounted design with B5 flange, Type supplement XF	  Housing in foot mounted design with B5 flange, Type supplement XF	 Housing in foot mounted design with B5 flange, Type supplement XF

0.16 hp



P_1 [hp]	n_2 [rpm]	M_2 [lb-in]	f_B (AGMA Class)	i_{ges}	F_R [lb]	F_A	$F_{R VL}$ [lb]	$F_{A VL}$	Unit Type		 inch
0.16	353	28.6	5.3 (III)	4.80	286	562	442	787	SK 071.1 - 63 SP/4	13.3	B71
	305	33.1	4.0 (III)	5.56	285	562	442	787			
	233	43.3	2.5 (III)	7.29	285	562	441	787			
	154	65.4	0.8 (I)	11.00	283	562	440	787			
98	103	4.7 (III)	17.35	562	658	SK 072.1 - 63 SP/4	13.7	B82			
	88	114	4.3 (III)	19.20	562				658		
	79	127	3.8 (III)	21.38	562				658		
	76	132	3.7 (III)	22.22	562				658		
	68	147	3.3 (III)	24.75	562				658		
	61	165	2.9 (III)	27.78	562				658		
	52	193	2.5 (III)	32.45	562				658		
	47	217	2.2 (III)	36.43	562				658		
	40	250	1.8 (II)	42.10	562				658		
	35	292	1.4 (II)	49.00	562				658		
	31	327	1.4 (II)	55.00	562				658		
27	378	1.2 (I)	63.56	562	658						
273	36.9	6.2 (III)	6.20	537	736	674	1012	SK 171.1 - 63 SP/4	15.3	B72	
	219	46.1	4.0 (III)	7.75	577	736	674				1012
	183	55.2	2.7 (III)	9.29	612	736	674				1012
	121	83.3	0.8 (I)	14.00	674	736	674				1012
61	164	5.0 (III)	27.62	629	877	SK 172.1 - 63 SP/4	17.4	B83			
	55	184	4.4 (III)	31.00	629				877		
	49	205	3.7 (III)	34.52	629				877		
	44	231	3.3 (III)	38.75	629				877		
	41	246	3.1 (III)	41.36	629				877		
	37	276	2.7 (III)	46.43	629				877		
	31	321	2.3 (III)	54.03	629				877		
	27	371	1.5 (II)	62.36	629				877		
	24	416	1.5 (II)	70.00	629				877		
21	485	1.5 (II)	81.45	629	877						
209	48.3	5.7 (III)	8.11	843	877	899	1574	SK 371.1 - 63 SP/4	18.2	B73	
	186	54.3	4.7 (III)	9.12	875	877	899				1574
	156	64.6	3.2 (III)	10.86	899	877	899				1574
31	320	4.4 (III)	53.84	1370	2293	1798	2293	SK 372.1 - 63 SP/4	23.8	B84	
	28	362	3.7 (III)	60.83	1369	2293	1798				2293
	26	381	3.7 (III)	64.06	1368	2293	1798				2293
	23	431	3.1 (III)	72.38	1365	2293	1798				2293
36	280	6.6 (III)	47.05	1372	2293	1798	2293	SK 373.1 - 63 SP/4	24.9	B85	
	31	321	5.8 (III)	54.00	1370	2293	1798				2293
	28	358	4.9 (III)	60.22	1369	2293	1798				2293
	26	385	4.6 (III)	64.70	1368	2293	1798				2293
	23	442	4.0 (III)	74.27	1365	2293	1798				2293
	21	491	3.8 (III)	82.57	1362	2293	1798				2293
	19	544	3.4 (III)	91.48	1359	2293	1798				2293
	17	607	2.9 (III)	102.01	1355	2293	1798				2293
	14	717	2.5 (III)	120.54	1346	2293	1798				2293
	13	779	2.3 (III)	130.87	1341	2293	1798				2293
	12	863	2.2 (III)	145.00	1332	2293	1798				2293
	10	987	1.9 (II)	165.94	1318	2293	1798				2293
	9.2	1101	1.7 (II)	185.05	1304	2293	1798				2293




0.16 hp
0.25 hp

P_1 [hp]	n_2 [rpm]	M_2 [lb-in]	f_B (AGMA Class)	i_{ges}	F_R [lb]	F_A	$F_{R VL}$ [lb]	$F_{A VL}$	Unit Type						
0.16	8.6	1166	1.6 (II)	196.07	1295	2293	1798	2293	SK 373.1 - 63 SP/4	24.9	B85				
	8.2	1237	1.4 (II)	207.98	1284	2293	1798	2293							
	7.4	1358	1.4 (II)	228.22	1265	2293	1798	2293							
	6.6	1526	1.2 (I)	256.50	1234	2293	1794	2293							
	6.3	1604	1.2 (I)	269.67	1218	2293	1783	2293							
	5.6	1803	1.0 (I)	303.08	1173	2293	1752	2293							
	4.9	2046	0.8 (I)	343.92	1107	2293	1709	2293							
	16	639	6.0 (III)	107.42	2028	3260	2473	3260							
	14	746	5.3 (III)	125.45	2024	3260	2473	3260							
	12	840	4.7 (III)	141.13	2020	3260	2473	3260							
	11	945	4.2 (III)	158.78	2016	3260	2473	3260							
	9	1124	3.5 (III)	188.91	2006	3260	2473	3260							
	8.4	1197	3.3 (III)	201.16	2001	3260	2473	3260							
	7.5	1346	3.0 (III)	226.30	1991	3260	2473	3260							
6.3	1602	2.5 (III)	269.26	1971	3260	2473	3260								
5.6	1802	2.2 (III)	302.91	1952	3260	2473	3260								
5.4	1881	2.0 (III)	316.18	1944	3260	2473	3260								
4.5	2238	1.6 (II)	376.20	1904	3260	2473	3260								
4.2	2396	1.4 (II)	402.80	1883	3260	2473	3260								
0.16	12	853	6.6 (III)	143.30	2468	4496	3372	4496	SK 673.1 - 63 SP/4	54.7	B91				
	9.5	1059	5.4 (III)	177.94	2461	4496	3372	4496							
	9.3	1082	5.2 (III)	181.88	2460	4496	3372	4496							
	8.7	1155	4.9 (III)	194.11	2457	4496	3372	4496							
	7.7	1303	4.3 (III)	219.00	2451	4496	3372	4496							
	6.8	1477	3.8 (III)	248.20	2443	4496	3372	4496							
	6.1	1661	3.4 (III)	279.23	2433	4496	3372	4496							
	5.6	1812	3.1 (III)	304.61	2424	4496	3372	4496							
	5.1	1977	2.9 (III)	332.23	2413	4496	3372	4496							
	4.7	2156	2.6 (III)	362.43	2400	4496	3372	4496							
	0.25	461	34.2	5.2 (III)	3.70	285	562	442				787	SK 071.1 - 63 LP/4	15.3	B71
		355	44.4	3.4 (III)	4.80	285	562	441				787			
		307	51.3	2.6 (III)	5.56	284	562	441				787			
		234	67.3	1.6 (II)	7.29	282	562	439				787			
0.25	148	107	4.1 (III)	11.56	562	658			SK 072.1 - 63 LP/4	15.7	B82				
	129	122	3.4 (III)	13.20	562	658									
	118	133	3.4 (III)	14.40	562	658									
	108	146	3.3 (III)	15.77	562	658									
	98	160	3.0 (III)	17.35	562	658									
	89	177	2.7 (III)	19.20	562	658									
	80	198	2.5 (III)	21.38	562	658									
	77	205	2.4 (III)	22.22	562	658									
	69	229	2.1 (III)	24.75	562	658									
	61	257	1.9 (II)	27.78	562	658									
	53	300	1.6 (II)	32.45	562	658									
	47	337	1.4 (II)	36.43	562	658									
	41	389	1.1 (I)	42.10	562	658									
	35	453	0.9 (I)	49.00	562	658									
	31	508	0.9 (I)	55.00	562	658									
	355	44.4	6.8 (III)	4.80	490	736	674	1012							
	275	57.3	4.0 (III)	6.20	532	736	674	1012							
	220	71.6	2.6 (III)	7.75	570	736	674	1012							
	184	85.8	1.8 (II)	9.29	605	736	674	1012							


NORDBLOC.1
Helical gear unit

0.25 hp



P_1 [hp]	n_2 [rpm]	M_2 [lb-in]	f_B (AGMA Class)	i_{ges}	F_R [lb]	F_A	$F_{R VL}$ [lb]	$F_{A VL}$	Unit Type	lb	inch B
0.25	92	172	4.3 (III)	18.60	629	877			SK 172.1 - 63 LP/4	19.4	B83
	84	188	4.0 (III)	20.37	629	877					
	76	207	3.9 (III)	22.42	629	877					
	69	229	3.6 (III)	24.80	629	877					
	62	255	3.2 (III)	27.62	629	877					
	55	286	2.8 (III)	31.00	629	877					
	49	319	2.4 (III)	34.52	629	877					
	44	358	2.1 (III)	38.75	629	877					
	41	382	2.0 (III)	41.36	629	877					
	37	429	1.8 (II)	46.43	629	877					
	32	499	1.5 (II)	54.03	629	877					
	27	576	1.0 (I)	62.36	629	877					
	24	647	1.0 (I)	70.00	629	877					
21	753	1.0 (I)	81.45	629	877						
	210	75	3.7 (III)	8.11	837	877	899	1574	SK 371.1 - 63 LP/4	20.2	B73
	187	84.3	3.0 (III)	9.12	869	877	899	1574			
	157	100	2.0 (III)	10.86	899	877	899	1574			
	45	352	4.5 (III)	38.12	1369	2293	1798	2293	SK 372.1 - 63 LP/4	25.8	B84
	39	400	3.8 (III)	43.26	1367	2293	1798	2293			
	32	498	2.8 (III)	53.84	1362	2293	1798	2293			
	28	562	2.4 (III)	60.83	1358	2293	1798	2293			
	27	592	2.4 (III)	64.06	1356	2293	1798	2293			
	24	669	2.0 (III)	72.38	1350	2293	1798	2293			
	57	275	6.8 (III)	29.77	1372	2293	1798	2293	SK 373.1 - 63 LP/4	26.9	B85
	51	307	5.8 (III)	33.20	1371	2293	1798	2293			
	46	344	5.1 (III)	37.23	1369	2293	1798	2293			
	40	392	4.5 (III)	42.46	1367	2293	1798	2293			
	36	435	4.3 (III)	47.05	1365	2293	1798	2293			
	32	499	3.7 (III)	54.00	1362	2293	1798	2293			
	28	556	3.2 (III)	60.22	1358	2293	1798	2293			
	26	598	3.0 (III)	64.70	1355	2293	1798	2293			
	23	686	2.6 (III)	74.27	1349	2293	1798	2293			
	21	763	2.4 (III)	82.57	1342	2293	1798	2293			
	19	845	2.2 (III)	91.48	1334	2293	1798	2293			
	17	943	1.9 (II)	102.01	1324	2293	1798	2293			
	14	1114	1.6 (II)	120.54	1302	2293	1798	2293			
	13	1209	1.5 (II)	130.87	1289	2293	1798	2293			
	12	1340	1.4 (II)	145.00	1268	2293	1798	2293			
	10	1533	1.2 (I)	165.94	1232	2293	1793	2293			
	9.2	1710	1.1 (I)	185.05	1195	2293	1767	2293			
	8.7	1812	1.0 (I)	196.07	1170	2293	1751	2293			
	8.2	1922	0.9 (I)	207.98	1142	2293	1732	2293			
	7.5	2109	0.9 (I)	228.22	1088	2293	1697	2293			
	25	625	6.4 (III)	67.64	2029	3260	2473	3260	SK 573.1 - 63 LP/4	43.4	B87
	22	710	5.6 (III)	76.88	2026	3260	2473	3260			
	20	787	5.1 (III)	85.18	2023	3260	2473	3260			
	18	873	4.6 (III)	94.50	2019	3260	2473	3260			
	16	993	3.8 (III)	107.42	2013	3260	2473	3260			
	14	1159	3.4 (III)	125.45	2004	3260	2473	3260			
	12	1304	3.1 (III)	141.13	1994	3260	2473	3260			
	11	1467	2.7 (III)	158.78	1982	3260	2473	3260			
	9	1746	2.3 (III)	188.91	1958	3260	2473	3260			

 NORDBLOC.1
Helical gear unit






0.25 hp
0.33 hp


P_1 [hp]	n_2 [rpm]	M_2 [lb-in]	f_B (AGMA Class)	i_{ges}	F_R [lb]	F_A	$F_{R VL}$ [lb]	$F_{A VL}$	Unit Type					
0.25	8.5	1859	2.1 (III)	201.16	1947	3260	2473	3260	SK 573.1 - 63 LP/4	43.4	B87			
	7.5	2091	1.9 (II)	226.30	1921	3260	2473	3260						
	6.3	2488	1.6 (II)	269.26	1870	3260	2473	3260						
	5.6	2799	1.4 (II)	302.91	1823	3260	2473	3260						
	5.4	2922	1.3 (I)	316.18	1802	3260	2473	3260						
	4.5	3477	1.0 (I)	376.20	1694	3260	2473	3260						
	4.2	3722	0.9 (I)	402.80	1638	3260	2473	3260						
	18	877	6.5 (III)	94.86	2467	4496	3372	4496				SK 673.1 - 63 LP/4	56.7	B91
	16	956	5.9 (III)	103.48	2464	4496	3372	4496						
	13	1206	4.7 (III)	130.55	2455	4496	3372	4496						
	12	1324	4.3 (III)	143.30	2450	4496	3372	4496						
	9.6	1644	3.4 (III)	177.94	2434	4496	3372	4496						
	9.4	1681	3.4 (III)	181.88	2432	4496	3372	4496						
	8.8	1794	3.2 (III)	194.11	2425	4496	3372	4496						
7.8	2024	2.8 (III)	219.00	2410	4496	3372	4496							
6.9	2294	2.5 (III)	248.20	2389	4496	3372	4496							
6.1	2580	2.2 (III)	279.23	2365	4496	3359	4496							
5.6	2815	2.0 (III)	304.61	2342	4496	3343	4496							
5.1	3070	1.8 (II)	332.23	2315	4496	3324	4496							
4.7	3349	1.7 (II)	362.43	2282	4496	3301	4496							
0.33	759	27.4	6.8 (III)	2.27	240	486	442	787	SK 071.1 - 71 SP/4	18.4	B71			
	641	32.5	6.3 (III)	2.69	254	518	442	787						
	466	44.6	4.0 (III)	3.70	281	562	441	787						
	359	57.9	2.6 (III)	4.80	283	562	440	787						
	311	67	2.0 (III)	5.56	282	562	439	787						
	237	87.8	1.2 (I)	7.29	280	562	437	787						
	194	107	4.5 (III)	8.91	533	658	SK 072.1 - 71 SP/4	18.7				B82		
	173	121	4.0 (III)	10.00	552	658								
	149	139	3.2 (III)	11.56	562	658								
	131	159	2.6 (III)	13.20	562	658								
	120	174	2.6 (III)	14.40	562	658								
	109	190	2.6 (III)	15.77	562	658								
	99	209	2.3 (III)	17.35	562	658								
	90	231	2.1 (III)	19.20	562	658								
81	258	1.9 (II)	21.38	562	658									
78	268	1.8 (II)	22.22	562	658									
70	298	1.6 (II)	24.75	562	658									
62	335	1.4 (II)	27.78	562	658									
53	391	1.2 (I)	32.45	562	658									
47	439	1.1 (I)	36.43	562	658									
41	508	0.9 (I)	42.10	562	658									
359	57.9	5.2 (III)	4.80	486	736	674	1012	SK 171.1 - 71 SP/4	20.4	B72				
278	74.8	3.1 (III)	6.20	527	736	674	1012							
223	93.4	2.0 (III)	7.75	563	736	674	1012							
186	112	1.3 (I)	9.29	598	736	674	1012							
127	163	4.6 (III)	13.54	629	877	SK 172.1 - 71 SP/4	22.5	B83						
109	190	4.0 (III)	15.76	629	877									
93	224	3.3 (III)	18.60	629	877									
85	246	3.1 (III)	20.37	629	877									
77	270	3.0 (III)	22.42	629	877									
70	299	2.7 (III)	24.80	629	877									

NORBLOC.1
Helical gear unit

0.33 hp



P_1 [hp]	n_2 [rpm]	M_2 [lb-in]	f_B (AGMA Class)	i_{ges}	F_R [lb]	F_A	$F_{R VL}$ [lb]	$F_{A VL}$	Unit Type		
0.33	62	333	2.4 (III)	27.62	629	877			SK 172.1 - 71 SP/4	22.5	B83
	56	374	2.2 (III)	31.00	629	877					
	50	416	1.8 (II)	34.52	629	877					
	45	467	1.6 (II)	38.75	629	877					
	42	499	1.5 (II)	41.36	629	877					
	37	560	1.3 (I)	46.43	629	877					
32	651	1.2 (I)	54.03	629	877						
	240	86.8	3.6 (III)	7.20	798	877	899	1574	SK 371.1 - 71 SP/4	23.3	B73
	213	97.8	2.8 (III)	8.11	830	877	899	1574			
	189	110	2.3 (III)	9.12	861	877	899	1574			
	159	131	1.6 (II)	10.86	899	877	899	1574			
	57	363	4.4 (III)	30.11	1369	2293	1798	2293	SK 372.1 - 71 SP/4	28.9	B84
	51	408	4.1 (III)	33.84	1367	2293	1798	2293			
	45	460	3.5 (III)	38.12	1364	2293	1798	2293			
	40	522	2.9 (III)	43.26	1360	2293	1798	2293			
	32	649	2.2 (III)	53.84	1352	2293	1798	2293			
	28	733	1.8 (II)	60.83	1345	2293	1798	2293			
	27	772	1.8 (II)	64.06	1341	2293	1798	2293			
	24	873	1.5 (II)	72.38	1331	2293	1798	2293			
	76	274	6.8 (III)	22.74	1372	2293	1798	2293	SK 373.1 - 71 SP/4	30	B85
	74	282	6.6 (III)	23.41	1372	2293	1798	2293			
	67	313	5.9 (III)	25.94	1371	2293	1798	2293			
	58	359	5.2 (III)	29.77	1369	2293	1798	2293			
	52	400	4.4 (III)	33.20	1367	2293	1798	2293			
	46	449	3.9 (III)	37.23	1364	2293	1798	2293			
	41	512	3.5 (III)	42.46	1361	2293	1798	2293			
	37	567	3.3 (III)	47.05	1357	2293	1798	2293			
	32	651	2.9 (III)	54.00	1351	2293	1798	2293			
	29	726	2.4 (III)	60.22	1345	2293	1798	2293			
	27	780	2.3 (III)	64.70	1340	2293	1798	2293			
	23	895	2.0 (III)	74.27	1329	2293	1798	2293			
	21	995	1.9 (II)	82.57	1317	2293	1798	2293			
	19	1103	1.7 (II)	91.48	1304	2293	1798	2293			
	17	1230	1.4 (II)	102.01	1285	2293	1798	2293			
	14	1453	1.2 (I)	120.54	1248	2293	1798	2293			
	13	1578	1.1 (I)	130.87	1223	2293	1787	2293			
	12	1748	1.1 (I)	145.00	1186	2293	1761	2293			
	10	2001	0.9 (I)	165.94	1120	2293	1718	2293			
9.3	2231	0.8 (I)	185.05	1025	2293	1672	2293				
182	115	4.0 (III)	9.50	1100	1720	1124	1798	SK 571.1 - 71 SP/4	30.1	B74	
32	656	5.0 (III)	54.41	2028	3372	2473	3372	SK 572.1 - 71 SP/4	45.4	B86	
	36	578	6.9 (III)	47.95	2030	3260	2473	3260	SK 573.1 - 71 SP/4	46.5	B87
	35	598	6.7 (III)	49.60	2030	3260	2473	3260			
	31	673	5.9 (III)	55.80	2027	3260	2473	3260			
	28	735	5.4 (III)	60.97	2025	3260	2473	3260			
	26	815	4.9 (III)	67.64	2022	3260	2473	3260			
	22	927	4.3 (III)	76.88	2016	3260	2473	3260			
	20	1027	3.9 (III)	85.18	2011	3260	2473	3260			
	18	1139	3.5 (III)	94.50	2005	3260	2473	3260			
16	1295	2.9 (III)	107.42	1995	3260	2473	3260				




0.33 hp

P ₁ [hp]	n ₂ [rpm]	M ₂ [lb-in]	f _B (AGMA Class)	i _{ges}	F _R [lb]	F _A [lb]	F _{R VL} [lb]	F _{A VL} [lb]	Unit Type	lb	inch B
0.33	15	1343	3.0 (III)	111.36	1991	3260	2473	3260	SK 573.1 - 71 SP/4	46.5	B87
	14	1513	2.6 (III)	125.45	1978	3260	2473	3260			
	12	1702	2.3 (III)	141.13	1962	3260	2473	3260			
	11	1914	2.1 (III)	158.78	1941	3260	2473	3260			
	9.7	2153	1.8 (II)	178.56	1914	3260	2473	3260			
	9.1	2278	1.7 (II)	188.91	1899	3260	2473	3260			
	8.6	2425	1.6 (II)	201.16	1879	3260	2473	3260			
	7.6	2729	1.5 (II)	226.30	1834	3260	2473	3260			
	6.4	3246	1.2 (I)	269.26	1742	3260	2473	3260			
	5.7	3652	1.1 (I)	302.91	1655	3260	2473	3260			
	5.5	3812	1.0 (I)	316.18	1616	3260	2473	3260			
	4.6	4536	0.8 (I)	376.20	1403	3260	2382	3260			
	23	888	6.4 (III)	73.64	2466	4496	3372	4496	SK 673.1 - 71 SP/4	59.7	B91
	21	1009	5.6 (III)	83.70	2463	4496	3372	4496			
	18	1144	5.0 (III)	94.86	2458	4496	3372	4496			
	17	1248	4.5 (III)	103.48	2453	4496	3372	4496			
	15	1397	4.1 (III)	115.89	2447	4496	3372	4496			
	13	1574	3.6 (III)	130.55	2438	4496	3372	4496			
	12	1728	3.3 (III)	143.30	2429	4496	3372	4496			
	11	1947	2.9 (III)	161.45	2415	4496	3372	4496			
	9.7	2145	2.6 (III)	177.94	2401	4496	3372	4496			
	9.5	2193	2.6 (III)	181.88	2397	4496	3372	4496			
	8.9	2340	2.4 (III)	194.11	2385	4496	3372	4496			
	7.9	2640	2.1 (III)	219.00	2359	4496	3355	4496			
	7.8	2656	2.1 (III)	220.32	2357	4496	3354	4496			
	7.0	2993	1.9 (II)	248.20	2323	4496	3330	4496			
	6.2	3367	1.7 (II)	279.23	2280	4496	3300	4496			
	5.7	3673	1.5 (II)	304.61	2240	4496	3272	4496			
	5.2	4006	1.4 (II)	332.23	2192	4496	3239	4496			
4.8	4370	1.3 (I)	362.43	2132	4496	3199	4496				
132	158	4.0 (III)	13.10		1347	2023	1686	2698	SK 771.1 - 71 SP/4	39.6	B75
	15	1416	5.4 (III)	117.46	3152	2023	3714	5620	SK 773.1 - 71 SP/4	87.3	B93
	12	1673	4.5 (III)	138.78	3111	2023	3690	5620			
	11	1822	3.4 (III)	151.10	3081	2023	3673	5620			
	11	1932	4.0 (III)	160.22	3061	2023	3662	5620			
	9.7	2152	3.5 (III)	178.53	3026	2023	3641	5620			
	9.1	2283	3.3 (III)	189.31	3001	2023	3627	5620			
	8.4	2485	3.1 (III)	206.11	2958	2023	3603	5620			
	7.7	2707	2.8 (III)	224.49	2915	2023	3579	5620			
	7.1	2936	2.6 (III)	243.53	2877	2023	3557	5620			
	6.6	3137	2.5 (III)	260.18	2830	2023	3531	5620			
	6.5	3198	2.4 (III)	265.24	2826	2023	3528	5620			
	6.0	3482	2.2 (III)	288.78	2760	2023	3492	5620			
	5.6	3707	2.0 (III)	307.42	2722	2023	3469	5620			
	5.2	4035	1.9 (II)	334.70	2643	2023	3426	5620			
	5.1	4114	1.8 (II)	341.21	2635	2023	3421	5620			
4.4	4768	1.6 (II)	395.46	2491	2023	3340	5620				


NORDBLOC.1
Helical gear unit

0.50 hp



P_1 [hp]	n_2 [rpm]	M_2 [lb-in]	f_B (AGMA Class)	i_{ges}	F_R [lb]	F_A	$F_{R VL}$ [lb]	$F_{A VL}$	Unit Type		
0.50	863	36.5	6.1 (III)	2.00	227	450	441	767	SK 071.1 - 71 LP/4	20.8	B71
	759	41.5	4.5 (III)	2.27	236	473	441	787			
	641	49.2	4.1 (III)	2.69	250	506	441	787			
	466	67.6	2.6 (III)	3.70	275	557	439	787			
	359	87.7	1.7 (II)	4.80	280	562	437	787			
	311	101	1.3 (I)	5.56	277	562	436	787			
	314	100	4.8 (III)	5.50	448	658			SK 072.1 - 71 LP/4	21.2	B82
	289	109	4.5 (III)	5.96	462	658					
	263	120	3.9 (III)	6.57	472	658					
	239	132	3.7 (III)	7.23	485	658					
	216	146	3.3 (III)	8.00	500	658					
	194	163	3.0 (III)	8.91	515	658					
	173	183	2.7 (III)	10.00	532	658					
	149	211	2.1 (III)	11.56	554	658					
	131	241	1.7 (II)	13.20	561	658					
	120	263	1.7 (II)	14.40	562	658					
	109	288	1.7 (II)	15.77	562	658					
	99	317	1.5 (II)	17.35	562	658					
	90	351	1.4 (II)	19.20	562	658					
	81	391	1.2 (I)	21.38	562	658					
	78	406	1.2 (I)	22.22	562	658					
70	452	1.1 (I)	24.75	562	658						
62	507	0.9 (I)	27.78	562	658						
	566	55.6	5.7 (III)	3.05	414	736			SK 171.1 - 71 LP/4	22.8	B72
	498	63.2	6.3 (III)	3.46	433	736					
	359	87.7	3.4 (III)	4.80	480	736					
	278	113	2.0 (III)	6.20	519	736					
	223	142	1.3 (I)	7.75	553	736					
	198	159	4.9 (III)	8.72	629	877			SK 172.1 - 71 LP/4	24.9	B83
	176	179	4.2 (III)	9.79	629	877					
	159	198	3.8 (III)	10.83	629	877					
	151	208	3.6 (III)	11.39	629	877					
	143	220	3.5 (III)	12.06	629	877					
	127	247	3.0 (III)	13.54	629	877					
	109	288	2.6 (III)	15.76	629	877					
	93	340	2.2 (III)	18.60	629	877					
	85	372	2.0 (III)	20.37	629	877					
	77	409	2.0 (III)	22.42	629	877					
	70	453	1.8 (II)	24.80	629	877					
	62	505	1.6 (II)	27.62	629	877					
	56	566	1.4 (II)	31.00	629	877					
	50	631	1.2 (I)	34.52	629	877					
45	708	1.1 (I)	38.75	629	877						
	240	132	2.4 (III)	7.20	791	877			SK 371.1 - 71 LP/4	25.7	B73
	213	148	1.9 (II)	8.11	821	877					
	189	167	1.5 (II)	9.12	851	877					
	159	198	1.0 (I)	10.86	899	877					
	57	550	2.9 (III)	30.11	1359	2293			SK 372.1 - 71 LP/4	31.3	B84
	51	618	2.7 (III)	33.84	1354	2293					
	45	696	2.3 (III)	38.12	1348	2293					
	40	790	1.9 (II)	43.26	1340	2293					

 NORDBLOC.1
Helical gear unit




0.50 hp

P_1 [hp]	n_2 [rpm]	M_2 [lb-in]	f_B (AGMA Class)	i_{ges}	F_R [lb]	F_A	$F_{R VL}$ [lb]	$F_{A VL}$	Unit Type		 inch
0.50	32	984	1.4 (II)	53.84	1319	2293	1798	2293	SK 372.1 - 71 LP/4	31.3	B84
	28	1111	1.2 (I)	60.83	1303	2293	1798	2293			
	27	1170	1.2 (I)	64.06	1294	2293	1798	2293			
	24	1322	1.0 (I)	72.38	1271	2293	1798	2293			
0.50	93	340	4.9 (III)	18.63	1369	2293	1798	2293	SK 373.1 - 71 LP/4	32.4	B85
	84	375	5.0 (III)	20.52	1368	2293	1798	2293			
	76	415	4.5 (III)	22.74	1366	2293	1798	2293			
	74	428	4.3 (III)	23.41	1366	2293	1798	2293			
	67	474	3.9 (III)	25.94	1363	2293	1798	2293			
	58	544	3.4 (III)	29.77	1359	2293	1798	2293			
	52	606	2.9 (III)	33.20	1355	2293	1798	2293			
	46	680	2.6 (III)	37.23	1349	2293	1798	2293			
	41	776	2.3 (III)	42.46	1341	2293	1798	2293			
	37	859	2.2 (III)	47.05	1333	2293	1798	2293			
	32	986	1.9 (II)	54.00	1319	2293	1798	2293			
	29	1100	1.6 (II)	60.22	1304	2293	1798	2293			
	27	1182	1.5 (II)	64.70	1293	2293	1798	2293			
	23	1357	1.3 (I)	74.27	1265	2293	1798	2293			
	21	1508	1.2 (I)	82.57	1237	2293	1796	2293			
	19	1671	1.1 (I)	91.48	1203	2293	1773	2293			
	17	1864	0.9 (I)	102.01	1157	2293	1742	2293			
14	2202	0.8 (I)	120.54	1040	2293	1678	2293				
182	174	2.7 (III)	9.50	1091	1720	1124	1798	SK 571.1 - 71 LP/4	32.5	B74	
38	836	3.4 (III)	45.77	2021	3372	2473	3372	SK 572.1 - 71 LP/4	47.8	B86	
	32	994	3.3 (III)	54.41	2013	3372	2473				3372
0.50	56	565	6.9 (III)	30.93	2031	3260	2473	3260	SK 573.1 - 71 LP/4	48.9	B87
	50	636	6.1 (III)	34.80	2028	3260	2473	3260			
	45	695	5.7 (III)	38.02	2026	3260	2473	3260			
	41	771	5.2 (III)	42.18	2023	3260	2473	3260			
	40	793	5.0 (III)	43.40	2022	3260	2473	3260			
	36	876	4.5 (III)	47.95	2019	3260	2473	3260			
	35	906	4.4 (III)	49.60	2017	3260	2473	3260			
	31	1019	3.9 (III)	55.80	2012	3260	2473	3260			
	28	1114	3.6 (III)	60.97	2006	3260	2473	3260			
	26	1236	3.2 (III)	67.64	1999	3260	2473	3260			
	22	1404	2.8 (III)	76.88	1987	3260	2473	3260			
	20	1556	2.6 (III)	85.18	1975	3260	2473	3260			
	18	1726	2.3 (III)	94.50	1960	3260	2473	3260			
	16	1962	1.9 (II)	107.42	1936	3260	2473	3260			
	15	2034	2.0 (III)	111.36	1928	3260	2473	3260			
	14	2292	1.7 (II)	125.45	1897	3260	2473	3260			
	12	2578	1.5 (II)	141.13	1857	3260	2473	3260			
11	2901	1.4 (II)	158.78	1806	3260	2473	3260				
9.7	3262	1.2 (I)	178.56	1739	3260	2473	3260				
9.1	3451	1.2 (I)	188.91	1700	3260	2473	3260				
8.6	3675	1.1 (I)	201.16	1649	3260	2473	3260				
7.6	4134	1.0 (I)	226.30	1529	3260	2458	3260				
6.4	4919	0.8 (I)	269.26	1258	3260	2299	3260				
30	1035	3.4 (III)	56.65	2462	4496	3372	4496	SK 672.1 - 71 LP/4	60	B90	


NORDBLOC.1
Helical gear unit

0.50 hp



NORDBLOC.1
Helical gear unit

P ₁ [hp]	n ₂ [rpm]	M ₂ [lb-in]	f _B (AGMA Class)	i _{ges}	F _R [lb]	F _A	F _{R VL} [lb]	F _{A VL}	Unit Type	lb	inch
0.50	38	819	6.9 (III)	44.85	2468	4496	3372	4496	SK 673.1 - 71 LP/4	62.2	B91
	35	904	6.3 (III)	49.50	2466	4496	3372	4496			
	31	1007	5.6 (III)	55.12	2463	4496	3372	4496			
	29	1104	5.1 (III)	60.45	2459	4496	3372	4496			
	26	1205	4.7 (III)	65.95	2455	4496	3372	4496			
	23	1345	4.2 (III)	73.64	2449	4496	3372	4496			
	21	1529	3.7 (III)	83.70	2440	4496	3372	4496			
	18	1733	3.3 (III)	94.86	2429	4496	3372	4496			
	17	1890	3.0 (III)	103.48	2419	4496	3372	4496			
	15	2117	2.7 (III)	115.89	2403	4496	3372	4496			
	13	2385	2.4 (III)	130.55	2382	4496	3371	4496			
	12	2618	2.2 (III)	143.30	2361	4496	3356	4496			
	11	2949	1.9 (II)	161.45	2328	4496	3333	4496			
	9.7	3251	1.7 (II)	177.94	2294	4496	3309	4496			
	9.5	3323	1.7 (II)	181.88	2285	4496	3303	4496			
	8.9	3546	1.6 (II)	194.11	2257	4496	3284	4496			
	7.9	4001	1.4 (II)	219.00	2192	4496	3240	4496			
	7.8	4025	1.4 (II)	220.32	2189	4496	3237	4496			
	7.0	4534	1.2 (I)	248.20	2103	4496	3180	4496			
	6.2	5101	1.1 (I)	279.23	1992	4496	3107	4496			
5.7	5565	1.0 (I)	304.61	1884	4496	3040	4496				
5.2	6069	0.9 (I)	332.23	1749	4496	2958	4496				
4.8	6621	0.9 (I)	362.43	1572	4496	2857	4496				
132	239	2.6 (III)	13.10	1338	2023	1686	2698	SK 771.1 - 71 LP/4	42	B75	
27	1159	6.5 (III)	63.42	2694	2023	3740	5620	SK 773.1 - 71 LP/4	89.7	B93	
25	1259	6.0 (III)	68.92	2763	2023	3730	5620				
24	1313	5.7 (III)	71.89	2799	2023	3725	5620				
22	1447	5.3 (III)	79.23	2881	2023	3711	5620				
21	1522	4.9 (III)	83.32	2927	2023	3705	5620				
18	1710	4.4 (III)	93.61	3031	2023	3686	5620				
18	1764	4.3 (III)	96.57	3059	2023	3681	5620				
15	2045	3.7 (III)	111.92	3045	2023	3652	5620				
15	2146	3.6 (III)	117.46	3022	2023	3639	5620				
12	2535	3.0 (III)	138.78	2954	2023	3601	5620				
11	2760	2.2 (III)	151.10	2905	2023	3573	5620				
11	2927	2.6 (III)	160.22	2872	2023	3555	5620				
9.7	3261	2.3 (III)	178.53	2813	2023	3521	5620				
9.1	3458	2.2 (III)	189.31	2773	2023	3498	5620				
8.4	3765	2.0 (III)	206.11	2701	2023	3458	5620				
7.7	4101	1.8 (II)	224.49	2629	2023	3418	5620				
7.1	4449	1.7 (II)	243.53	2562	2023	3380	5620				
6.6	4753	1.6 (II)	260.18	2483	2023	3336	5620				
6.5	4845	1.6 (II)	265.24	2473	2023	3330	5620				
6.0	5276	1.4 (II)	288.78	2361	2023	3268	5620				
5.6	5616	1.3 (I)	307.42	2292	2023	3229	5620				
5.2	6114	1.3 (I)	334.70	2154	2023	3153	5620				
5.1	6233	1.2 (I)	341.21	2138	2023	3144	5620				
4.4	7224	1.0 (I)	395.46	1874	2023	2999	5620				






0.75 hp


P_1 [hp]	n_2 [rpm]	M_2 [lb-in]	f_B (AGMA Class)	i_{ges}	F_R [lb]	F_A	$F_{R VL}$ [lb]	$F_{A VL}$	Unit Type		
0.75	1455	32.5	6.8 (III)	1.19	188	338	442	647	SK 071.1 - 80 SP/4	26.3	B71
	868	54.5	4.1 (III)	2.00	220	428	440	748			
	763	61.9	3.0 (III)	2.27	229	454	440	774			
	644	73.4	2.8 (III)	2.69	243	488	439	787			
	469	101	1.8 (II)	3.70	266	534	436	787			
	361	131	1.2 (I)	4.80	271	562	431	787			
0.75	529	89.3	4.7 (III)	3.28	374	657			SK 072.1 - 80 SP/4	26.7	B82
	485	97.5	4.4 (III)	3.58	384	658					
	443	107	3.7 (III)	3.92	394	658					
	402	117	3.8 (III)	4.31	405	658					
	364	130	3.6 (III)	4.77	417	658					
	327	145	3.4 (III)	5.31	430	658					
	315	150	3.2 (III)	5.50	429	658					
	291	162	3.0 (III)	5.96	444	658					
	264	179	2.6 (III)	6.57	451	658					
	240	197	2.5 (III)	7.23	462	658					
	217	218	2.2 (III)	8.00	475	658					
	195	243	2.0 (III)	8.91	488	658					
	174	272	1.8 (II)	10.00	502	658					
	150	315	1.4 (II)	11.56	521	658					
	131	360	1.2 (I)	13.20	517	658					
	120	392	1.2 (I)	14.40	527	658					
	110	430	1.1 (I)	15.77	537	658					
	100	473	1.0 (I)	17.35	548	658					
90	523	0.9 (I)	19.20	558	658						
81	583	0.8 (I)	21.38	562	658						
0.75	641	73.8	5.4 (III)	2.71	392	700	674	1012	SK 171.1 - 80 SP/4	28.3	B72
	570	83	3.8 (III)	3.05	407	724	674	1012			
	501	94.3	4.2 (III)	3.46	425	736	674	1012			
	361	131	2.3 (III)	4.80	470	736	674	1012			
	280	169	1.4 (II)	6.20	508	736	674	1012			
0.75	301	157	4.3 (III)	5.77	629	877			SK 172.1 - 80 SP/4	30.4	B83
	270	175	4.1 (III)	6.43	629	877					
	245	193	3.8 (III)	7.08	629	877					
	221	213	3.4 (III)	7.83	629	877					
	199	238	3.3 (III)	8.72	629	877					
	177	267	2.8 (III)	9.79	629	877					
	160	295	2.6 (III)	10.83	629	877					
	152	310	2.4 (III)	11.39	629	877					
	144	329	2.3 (III)	12.06	629	877					
	128	369	2.0 (III)	13.54	629	877					
	110	429	1.8 (II)	15.76	629	877					
	93	507	1.5 (II)	18.60	629	877					
	85	555	1.4 (II)	20.37	629	877					
	77	611	1.3 (I)	22.42	629	877					
	70	676	1.2 (I)	24.80	629	877					
63	752	1.1 (I)	27.62	629	877						
0.75	394	120	4.7 (III)	4.40	667	877	899	1574	SK 371.1 - 80 SP/4	31.2	B73
	315	150	3.0 (III)	5.50	716	877	899	1574			
	241	196	1.6 (II)	7.20	778	877	899	1574			
	214	221	1.2 (I)	8.11	807	877	899	1574			
	190	249	1.0 (I)	9.12	835	877	899	1574			



NORDBLOC.1
Helical gear unit

0.75 hp




P_1 [hp]	n_2 [rpm]	M_2 [lb-in]	f_B (AGMA Class)	i_{ges}	F_R [lb]	F_A	$F_{R VL}$ [lb]	$F_{A VL}$	Unit Type		 inch				
0.75	119	397	4.2 (III)	14.57	1285	2293	1661	2293	SK 372.1 - 80 SP/4	36.8	B84				
	105	450	3.7 (III)	16.50	1303	2293	1724	2293							
	94	501	3.5 (III)	18.40	1334	2293	1783	2293							
	84	562	3.0 (III)	20.62	1350	2293	1798	2293							
	75	627	2.8 (III)	23.00	1353	2293	1798	2293							
	67	704	2.4 (III)	25.85	1347	2293	1798	2293							
	58	820	1.9 (II)	30.11	1337	2293	1798	2293							
	51	922	1.8 (II)	33.84	1326	2293	1798	2293							
	46	1039	1.5 (II)	38.12	1312	2293	1798	2293							
	40	1179	1.3 (I)	43.26	1293	2293	1798	2293							
	32	1467	1.0 (I)	53.84	1245	2293	1798	2293							
	29	1657	0.8 (I)	60.83	1206	2293	1775	2293							
		93	507	3.3 (III)	18.63	1315	2293	1786				2293	SK 373.1 - 80 SP/4	37.9	B85
		85	559	3.3 (III)	20.52	1341	2293	1798				2293			
76		620	3.0 (III)	22.74	1354	2293	1798	2293							
74		638	2.9 (III)	23.41	1352	2293	1798	2293							
67		707	2.6 (III)	25.94	1347	2293	1798	2293							
58		811	2.3 (III)	29.77	1338	2293	1798	2293							
52		904	2.0 (III)	33.20	1328	2293	1798	2293							
47		1014	1.7 (II)	37.23	1315	2293	1798	2293							
41		1157	1.5 (II)	42.46	1296	2293	1798	2293							
37		1282	1.5 (II)	47.05	1277	2293	1798	2293							
32		1471	1.3 (I)	54.00	1244	2293	1798	2293							
29		1641	1.1 (I)	60.22	1210	2293	1778	2293							
27		1763	1.0 (I)	64.70	1182	2293	1759	2293							
23		2023	0.9 (I)	74.27	1114	2293	1714	2293							
21	2249	0.8 (I)	82.57	988	2293	1668	2293								
	289	163	4.9 (III)	6.00	931	1720	1124	1798	SK 571.1 - 80 SP/4	38	B74				
	234	202	3.2 (III)	7.40	994	1720	1124	1798							
	183	259	1.8 (II)	9.50	1075	1720	1124	1798							
	64	736	4.8 (III)	27.00	2025	3372	2473	3372	SK 572.1 - 80 SP/4	53.4	B86				
	60	788	4.3 (III)	28.91	2023	3372	2473	3372							
	49	971	3.4 (III)	35.65	2014	3372	2473	3372							
	41	1155	2.8 (III)	42.38	2004	3372	2473	3372							
	38	1247	2.3 (III)	45.77	1998	3372	2473	3372							
	32	1482	2.2 (III)	54.41	1981	3372	2473	3372							
	81	581	6.6 (III)	21.32	2030	3260	2473	3260	SK 573.1 - 80 SP/4	54.5	B87				
	73	648	5.9 (III)	23.79	2028	3260	2473	3260							
	65	729	5.2 (III)	26.77	2025	3260	2473	3260							
	56	843	4.6 (III)	30.93	2020	3260	2473	3260							
	50	948	4.1 (III)	34.80	2015	3260	2473	3260							
	46	1036	3.8 (III)	38.02	2011	3260	2473	3260							
	41	1149	3.5 (III)	42.18	2004	3260	2473	3260							
	40	1182	3.4 (III)	43.40	2002	3260	2473	3260							
	36	1306	3.0 (III)	47.95	1994	3260	2473	3260							
	35	1351	2.9 (III)	49.60	1991	3260	2473	3260							
	31	1520	2.6 (III)	55.80	1978	3260	2473	3260							
	28	1661	2.4 (III)	60.97	1966	3260	2473	3260							
	26	1843	2.2 (III)	67.64	1948	3260	2473	3260							
	23	2095	1.9 (II)	76.88	1921	3260	2473	3260							
	20	2321	1.7 (II)	85.18	1893	3260	2473	3260							
	18	2575	1.5 (II)	94.50	1858	3260	2473	3260							

**0.75 hp**

P_1 [hp]	n_2 [rpm]	M_2 [lb-in]	f_B (AGMA Class)	i_{ges}	F_R [lb]	F_A	$F_{R VL}$ [lb]	$F_{A VL}$	Unit Type		 inch																																																																																																																																																																																																																																																																																																																																																																								
0.75	16	2926	1.3 (I)	107.42	1802	3260	2473	3260	SK 573.1 - 80 SP/4	54.5	B87																																																																																																																																																																																																																																																																																																																																																																								
	16	2973	1.3 (I)	109.12	1794	3260	2473	3260																																																																																																																																																																																																																																																																																																																																																																											
	16	3034	1.3 (I)	111.36	1783	3260	2473	3260																																																																																																																																																																																																																																																																																																																																																																											
	14	3418	1.2 (I)	125.45	1707	3260	2473	3260																																																																																																																																																																																																																																																																																																																																																																											
	13	3716	1.1 (I)	136.40	1639	3260	2473	3260																																																																																																																																																																																																																																																																																																																																																																											
	12	3845	1.0 (I)	141.13	1607	3260	2473	3260																																																																																																																																																																																																																																																																																																																																																																											
	11	4326	0.9 (I)	158.78	1472	3260	2423	3260																																																																																																																																																																																																																																																																																																																																																																											
9.7	4865	0.8 (I)	178.56	1280	3260	2312	3260	49	974	5.0 (III)	35.75	2464	4496	3372	4496	SK 672.1 - 80 SP/4	65.5	B90	39	1214	3.3 (III)	44.55	2455	4496	3372	4496	31	1543	2.3 (III)	56.65	2439	4496	3372	4496	76	622	6.4 (III)	22.82	2473	4496	3372	4496	SK 673.1 - 80 SP/4	67.7	B91	69	686	6.4 (III)	25.19	2472	4496	3372	4496	63	752	6.1 (III)	27.61	2470	4496	3372	4496	56	842	5.6 (III)	30.92	2468	4496	3372	4496	51	930	5.7 (III)	34.12	2465	4496	3372	4496	47	1014	5.6 (III)	37.23	2462	4496	3372	4496	42	1132	5.0 (III)	41.54	2458	4496	3372	4496	39	1222	4.6 (III)	44.85	2454	4496	3372	4496	35	1349	4.2 (III)	49.50	2449	4496	3372	4496	31	1502	3.8 (III)	55.12	2441	4496	3372	4496	29	1647	3.4 (III)	60.45	2434	4496	3372	4496	26	1797	3.2 (III)	65.95	2425	4496	3372	4496	24	2006	2.8 (III)	73.64	2411	4496	3372	4496	21	2280	2.5 (III)	83.70	2390	4496	3372	4496	18	2584	2.2 (III)	94.86	2364	4496	3358	4496	17	2819	2.0 (III)	103.48	2342	4496	3342	4496	15	3157	1.8 (II)	115.89	2305	4496	3317	4496	14	3360	1.7 (II)	123.33	2281	4496	3300	4496	13	3557	1.6 (II)	130.55	2256	4496	3283	4496	13	3668	1.5 (II)	134.64	2241	4496	3273	4496	12	3904	1.5 (II)	143.30	2207	4496	3250	4496	12	4002	1.4 (II)	146.88	2192	4496	3240	4496	11	4399	1.3 (I)	161.45	2127	4496	3196	4496	9.8	4848	1.2 (I)	177.94	2044	4496	3141	4496	9.5	4955	1.1 (I)	181.88	2022	4496	3127	4496	8.9	5289	1.1 (I)	194.11	1950	4496	3081	4496	7.9	5967	0.9 (I)	219.00	1778	4496	2975	4496	7.9	6002	0.9 (I)	220.32	1768	4496	2969	4496	7.0	6762	0.8 (I)	248.20	1521	4496	2829	4496	204	232	4.7 (III)	8.50	1154	2023	1686	2698	SK 771.1 - 80 SP/4	47.5	B75	168	281	3.0 (III)	10.30	1227	2023	1686	2698	132	357	1.8 (II)	13.10	1324	2023	1686	2698	40	1183	6.5 (III)	43.43	2353	2023	3736	5158	SK 773.1 - 80 SP/4	95.2	B93	36	1297	5.9 (III)	47.61	2419	2023	3725	5283	34	1398	5.4 (III)	51.31	2475	2023	3717	5393	30	1570	4.8 (III)	57.64	2562	2023	3700	5555	27	1728	4.4 (III)	63.42	2635	2023	3684	5620	25	1878	4.0 (III)	68.92	2700	2023	3669	5620	24	1959	3.8 (III)	71.89	2733	2023	3661	5620	22	2158	3.6 (III)	79.23	2808	2023	3638	5620	21	2270	3.3 (III)	83.32	2851	2023	3629	5620
49	974	5.0 (III)	35.75	2464	4496	3372	4496		SK 672.1 - 80 SP/4	65.5	B90																																																																																																																																																																																																																																																																																																																																																																								
	39	1214	3.3 (III)	44.55	2455	4496	3372					4496																																																																																																																																																																																																																																																																																																																																																																							
	31	1543	2.3 (III)	56.65	2439	4496	3372	4496																																																																																																																																																																																																																																																																																																																																																																											
76	622	6.4 (III)	22.82	2473	4496	3372	4496	SK 673.1 - 80 SP/4	67.7	B91																																																																																																																																																																																																																																																																																																																																																																									
	69	686	6.4 (III)	25.19	2472	4496	3372				4496																																																																																																																																																																																																																																																																																																																																																																								
	63	752	6.1 (III)	27.61	2470	4496	3372				4496																																																																																																																																																																																																																																																																																																																																																																								
	56	842	5.6 (III)	30.92	2468	4496	3372				4496																																																																																																																																																																																																																																																																																																																																																																								
	51	930	5.7 (III)	34.12	2465	4496	3372				4496																																																																																																																																																																																																																																																																																																																																																																								
	47	1014	5.6 (III)	37.23	2462	4496	3372				4496																																																																																																																																																																																																																																																																																																																																																																								
	42	1132	5.0 (III)	41.54	2458	4496	3372				4496																																																																																																																																																																																																																																																																																																																																																																								
	39	1222	4.6 (III)	44.85	2454	4496	3372				4496																																																																																																																																																																																																																																																																																																																																																																								
	35	1349	4.2 (III)	49.50	2449	4496	3372				4496																																																																																																																																																																																																																																																																																																																																																																								
	31	1502	3.8 (III)	55.12	2441	4496	3372				4496																																																																																																																																																																																																																																																																																																																																																																								
	29	1647	3.4 (III)	60.45	2434	4496	3372				4496																																																																																																																																																																																																																																																																																																																																																																								
	26	1797	3.2 (III)	65.95	2425	4496	3372				4496																																																																																																																																																																																																																																																																																																																																																																								
	24	2006	2.8 (III)	73.64	2411	4496	3372				4496																																																																																																																																																																																																																																																																																																																																																																								
	21	2280	2.5 (III)	83.70	2390	4496	3372				4496																																																																																																																																																																																																																																																																																																																																																																								
	18	2584	2.2 (III)	94.86	2364	4496	3358				4496																																																																																																																																																																																																																																																																																																																																																																								
	17	2819	2.0 (III)	103.48	2342	4496	3342				4496																																																																																																																																																																																																																																																																																																																																																																								
	15	3157	1.8 (II)	115.89	2305	4496	3317				4496																																																																																																																																																																																																																																																																																																																																																																								
	14	3360	1.7 (II)	123.33	2281	4496	3300				4496																																																																																																																																																																																																																																																																																																																																																																								
	13	3557	1.6 (II)	130.55	2256	4496	3283				4496																																																																																																																																																																																																																																																																																																																																																																								
	13	3668	1.5 (II)	134.64	2241	4496	3273				4496																																																																																																																																																																																																																																																																																																																																																																								
	12	3904	1.5 (II)	143.30	2207	4496	3250				4496																																																																																																																																																																																																																																																																																																																																																																								
12	4002	1.4 (II)	146.88	2192	4496	3240	4496																																																																																																																																																																																																																																																																																																																																																																												
11	4399	1.3 (I)	161.45	2127	4496	3196	4496																																																																																																																																																																																																																																																																																																																																																																												
9.8	4848	1.2 (I)	177.94	2044	4496	3141	4496																																																																																																																																																																																																																																																																																																																																																																												
9.5	4955	1.1 (I)	181.88	2022	4496	3127	4496																																																																																																																																																																																																																																																																																																																																																																												
8.9	5289	1.1 (I)	194.11	1950	4496	3081	4496																																																																																																																																																																																																																																																																																																																																																																												
7.9	5967	0.9 (I)	219.00	1778	4496	2975	4496																																																																																																																																																																																																																																																																																																																																																																												
7.9	6002	0.9 (I)	220.32	1768	4496	2969	4496																																																																																																																																																																																																																																																																																																																																																																												
7.0	6762	0.8 (I)	248.20	1521	4496	2829	4496																																																																																																																																																																																																																																																																																																																																																																												
204	232	4.7 (III)	8.50	1154	2023	1686	2698	SK 771.1 - 80 SP/4	47.5	B75																																																																																																																																																																																																																																																																																																																																																																									
	168	281	3.0 (III)	10.30	1227	2023	1686				2698																																																																																																																																																																																																																																																																																																																																																																								
	132	357	1.8 (II)	13.10	1324	2023	1686				2698																																																																																																																																																																																																																																																																																																																																																																								
40	1183	6.5 (III)	43.43	2353	2023	3736	5158	SK 773.1 - 80 SP/4	95.2	B93																																																																																																																																																																																																																																																																																																																																																																									
	36	1297	5.9 (III)	47.61	2419	2023	3725				5283																																																																																																																																																																																																																																																																																																																																																																								
	34	1398	5.4 (III)	51.31	2475	2023	3717				5393																																																																																																																																																																																																																																																																																																																																																																								
	30	1570	4.8 (III)	57.64	2562	2023	3700				5555																																																																																																																																																																																																																																																																																																																																																																								
	27	1728	4.4 (III)	63.42	2635	2023	3684				5620																																																																																																																																																																																																																																																																																																																																																																								
	25	1878	4.0 (III)	68.92	2700	2023	3669				5620																																																																																																																																																																																																																																																																																																																																																																								
	24	1959	3.8 (III)	71.89	2733	2023	3661				5620																																																																																																																																																																																																																																																																																																																																																																								
	22	2158	3.6 (III)	79.23	2808	2023	3638				5620																																																																																																																																																																																																																																																																																																																																																																								
	21	2270	3.3 (III)	83.32	2851	2023	3629				5620																																																																																																																																																																																																																																																																																																																																																																								


NORDBLOC.1
 Helical gear unit

0.75 hp
1.00 hp





NORBLOC.1
Helical gear unit

P ₁ [hp]	n ₂ [rpm]	M ₂ [lb-in]	f _B (AGMA Class)	i _{ges}	F _R [lb]	F _A	F _{R VL} [lb]	F _{A VL}	Unit Type	lb	inch B				
0.75	19	2550	2.9 (III)	93.61	2946	2023	3599	5620	SK 773.1 - 80 SP/4	95.2	B93				
	18	2631	2.9 (III)	96.57	2936	2023	3590	5620							
	16	3049	2.5 (III)	111.92	2855	2023	3545	5620							
	15	3200	2.4 (III)	117.46	2818	2023	3524	5620							
	13	3781	2.0 (III)	138.78	2706	2023	3461	5620							
	11	4117	1.5 (II)	151.10	2625	2023	3416	5620							
	11	4365	1.8 (II)	160.22	2571	2023	3385	5620							
	9.7	4864	1.5 (II)	178.53	2469	2023	3327	5620							
	9.2	5158	1.5 (II)	189.31	2401	2023	3290	5620							
	8.4	5615	1.4 (II)	206.11	2279	2023	3222	5620							
	7.7	6116	1.2 (I)	224.49	2153	2023	3153	5620							
	7.1	6635	1.1 (I)	243.53	2034	2023	3086	5620							
	6.7	7089	1.1 (I)	260.18	1895	2023	3011	5620							
	6.5	7226	1.0 (I)	265.24	1873	2023	2999	5620							
	6.0	7868	1.0 (I)	288.78	1672	2023	2891	5620							
	5.6	8375	0.9 (I)	307.42	1539	2023	2819	5620							
	5.2	9119	0.8 (I)	334.70	1282	2023	2684	5620							
	5.1	9296	0.8 (I)	341.21	1244	2023	2664	5620							
1.00	1611	39.1	5.4 (III)	1.07	178	310	441	615	SK 071.1 - 80 LP/4	27.4	B71				
	1451	43.4	5.1 (III)	1.19	184	325	441	634							
	865	72.9	3.0 (III)	2.00	215	407	439	730							
	761	82.8	2.2 (III)	2.27	223	433	438	755							
	643	98.1	2.1 (III)	2.69	236	471	436	787							
	468	135	1.3 (I)	3.70	257	512	431	787							
	360	175	0.9 (I)	4.80	258	543	423	787							
	1.00	883	71.3	6.2 (III)	1.96	350	579	674				987	SK 171.1 - 80 LP/4	29.4	B72
		830	75.9	6.2 (III)	2.08	360	605	674				1012			
		639	98.7	4.0 (III)	2.71	387	672	674				1012			
		568	111	2.9 (III)	3.05	400	695	674				1012			
		500	126	3.2 (III)	3.46	419	728	674				1012			
360		175	1.7 (II)	4.80	462	736	674	1012							
279		226	1.0 (I)	6.20	497	736	674	1012							
1.00		746	84.4	4.5 (III)	2.32	629	813			SK 172.1 - 80 LP/4	31.5	B83			
	695	90.7	4.2 (III)	2.49	629	839									
	637	99	4.1 (III)	2.72	629	875									
	593	106	4.2 (III)	2.92	629	877									
	537	117	4.1 (III)	3.22	629	877									
	500	126	3.8 (III)	3.46	629	877									
	456	138	3.8 (III)	3.79	629	877									
	415	152	3.8 (III)	4.17	629	877									
	375	168	3.8 (III)	4.62	629	877									
	337	187	3.9 (III)	5.14	629	877									
	300	210	3.2 (III)	5.77	629	877									
	269	234	3.1 (III)	6.43	629	877									
	244	258	2.8 (III)	7.08	629	877									
	221	285	2.5 (III)	7.83	629	877									
	198	318	2.5 (III)	8.72	629	877									
	177	357	2.1 (III)	9.79	629	877									
	160	395	1.9 (II)	10.83	629	877									
	152	415	1.8 (II)	11.39	629	877									
	143	440	1.8 (II)	12.06	629	877									
	128	493	1.5 (II)	13.54	629	877									
110	574	1.3 (I)	15.76	629	877										






1.00 hp

P_1 [hp]	n_2 [rpm]	M_2 [lb-in]	f_B (AGMA Class)	i_{ges}	F_R [lb]	F_A	$F_{R VL}$ [lb]	$F_{A VL}$	Unit Type		 inch
1.00	93	678	1.1 (I)	18.60	629	877			SK 172.1 - 80 LP/4	31.5	B83
	85	742	1.0 (I)	20.37	629	877					
	77	817	1.0 (I)	22.42	629	877					
	70	903	0.9 (I)	24.80	629	877					
	63	1006	0.8 (I)	27.62	573	877					
	558	113	6.1 (III)	3.10	593	877	899	1548	SK 371.1 - 80 LP/4	32.3	B73
	393	160	3.5 (III)	4.40	661	877	899	1574			
	315	200	2.2 (III)	5.50	708	877	899	1574			
	240	262	1.2 (I)	7.20	768	877	899	1574			
	213	295	0.9 (I)	8.11	796	877	899	1574			
	184	342	4.9 (III)	9.40	1112	2293	1437	2293	SK 372.1 - 80 LP/4	37.9	B84
	168	375	4.5 (III)	10.28	1126	2293	1476	2293			
	150	421	4.0 (III)	11.55	1155	2293	1531	2293			
	133	472	3.7 (III)	12.96	1171	2293	1584	2293			
	119	531	3.2 (III)	14.57	1198	2293	1643	2293			
	105	601	2.8 (III)	16.50	1200	2293	1702	2293			
	94	670	2.6 (III)	18.40	1222	2293	1759	2293			
	84	751	2.2 (III)	20.62	1221	2293	1798	2293			
	75	838	2.1 (III)	23.00	1237	2293	1798	2293			
	67	942	1.8 (II)	25.85	1251	2293	1798	2293			
	57	1097	1.5 (II)	30.11	1232	2293	1798	2293			
	51	1233	1.4 (II)	33.84	1235	2293	1798	2293			
	45	1389	1.1 (I)	38.12	1214	2293	1798	2293			
	40	1576	1.0 (I)	43.26	1202	2293	1787	2293			
	93	679	2.5 (III)	18.63	1193	2293	1759	2293	SK 373.1 - 80 LP/4	39	B85
	84	748	2.5 (III)	20.52	1210	2293	1798	2293			
	76	828	2.2 (III)	22.74	1226	2293	1798	2293			
	74	853	2.2 (III)	23.41	1214	2293	1798	2293			
	67	945	2.0 (III)	25.94	1226	2293	1798	2293			
	58	1085	1.7 (II)	29.77	1218	2293	1798	2293			
	52	1209	1.5 (II)	33.20	1221	2293	1798	2293			
	46	1356	1.3 (I)	37.23	1162	2293	1798	2293			
	41	1547	1.1 (I)	42.46	1123	2293	1791	2293			
	37	1714	1.1 (I)	47.05	1107	2293	1767	2293			
	32	1967	0.9 (I)	54.00	1040	2293	1724	2293			
29	2194	0.8 (I)	60.22	1003	2293	1680	2293				
	288	219	3.6 (III)	6.00	923	1720	1124	1798	SK 571.1 - 80 LP/4	39.1	B74
	234	270	2.4 (III)	7.40	985	1720	1124	1798			
	182	346	1.3 (I)	9.50	1063	1720	1124	1798			
	88	713	5.0 (III)	19.57	2026	3372	2473	3372	SK 572.1 - 80 LP/4	54.5	B86
	64	984	3.6 (III)	27.00	2014	3372	2473	3372			
	60	1053	3.2 (III)	28.91	2010	3372	2473	3372			
	49	1299	2.5 (III)	35.65	1994	3372	2473	3372			
	41	1544	2.1 (III)	42.38	1976	3372	2473	3372			
	38	1668	1.7 (II)	45.77	1965	3372	2473	3372			
	32	1982	1.7 (II)	54.41	1934	3372	2473	3372			
	99	635	6.0 (III)	17.42	2028	3260	2473	3260	SK 573.1 - 80 LP/4	55.6	B87
	90	700	5.4 (III)	19.22	2026	3260	2473	3260			
	81	777	4.9 (III)	21.32	2023	3260	2473	3260			
	73	867	4.4 (III)	23.79	2019	3260	2473	3260			
	65	975	3.9 (III)	26.77	2014	3260	2473	3260			


NORDBLOC.1
Helical gear unit

1.00 hp



P_1 [hp]	n_2 [rpm]	M_2 [lb-in]	f_B (AGMA Class)	i_{ges}	F_R [lb]	F_A	$F_{R VL}$ [lb]	$F_{A VL}$	Unit Type		 inch
1.00	56	1127	3.5 (III)	30.93	2006	3260	2473	3260	SK 573.1 - 80 LP/4	55.6	B87
	50	1268	3.1 (III)	34.80	1997	3260	2473	3260			
	45	1385	2.9 (III)	38.02	1988	3260	2473	3260			
	41	1537	2.6 (III)	42.18	1976	3260	2473	3260			
	40	1581	2.5 (III)	43.40	1973	3260	2473	3260			
	36	1747	2.3 (III)	47.95	1958	3260	2473	3260			
	35	1807	2.2 (III)	49.60	1952	3260	2473	3260			
	31	2033	2.0 (III)	55.80	1928	3260	2473	3260			
	28	2221	1.8 (II)	60.97	1906	3260	2473	3260			
	26	2464	1.6 (II)	67.64	1874	3260	2473	3260			
	23	2801	1.4 (II)	76.88	1823	3260	2473	3260			
	20	3103	1.3 (I)	85.18	1770	3260	2473	3260			
	18	3443	1.2 (I)	94.50	1702	3260	2473	3260			
	16	3913	1.0 (I)	107.42	1590	3260	2473	3260			
	16	3975	1.0 (I)	109.12	1573	3260	2473	3260			
	16	4057	1.0 (I)	111.36	1551	3260	2472	3260			
	14	4570	0.9 (I)	125.45	1391	3260	2375	3260			
	13	4969	0.8 (I)	136.40	1237	3260	2288	3260			
	48	1302	3.7 (III)	35.75	2451	4496	3372	4496			
39	1623	2.5 (III)	44.55	2435	4496	3372	4496				
31	2064	1.7 (II)	56.65	2407	4496	3372	4496				
76	831	4.8 (III)	22.82	2468	4496	3372	4496	SK 673.1 - 80 LP/4	68.8	B91	
69	918	4.8 (III)	25.19	2466	4496	3372	4496				
63	1006	4.6 (III)	27.61	2463	4496	3372	4496				
56	1126	4.2 (III)	30.92	2458	4496	3372	4496				
51	1243	4.3 (III)	34.12	2454	4496	3372	4496				
46	1356	4.2 (III)	37.23	2449	4496	3372	4496				
42	1513	3.7 (III)	41.54	2441	4496	3372	4496				
39	1634	3.5 (III)	44.85	2434	4496	3372	4496				
35	1803	3.1 (III)	49.50	2424	4496	3372	4496				
31	2008	2.8 (III)	55.12	2411	4496	3372	4496				
29	2202	2.6 (III)	60.45	2396	4496	3372	4496				
26	2402	2.4 (III)	65.95	2380	4496	3370	4496				
23	2683	2.1 (III)	73.64	2355	4496	3352	4496				
21	3049	1.9 (II)	83.70	2317	4496	3325	4496				
18	3456	1.6 (II)	94.86	2269	4496	3292	4496				
17	3770	1.5 (II)	103.48	2226	4496	3263	4496				
15	4222	1.3 (I)	115.89	2157	4496	3216	4496				
14	4493	1.3 (I)	123.33	2111	4496	3185	4496				
13	4756	1.2 (I)	130.55	2062	4496	3153	4496				
13	4905	1.2 (I)	134.64	2032	4496	3134	4496				
12	5220	1.1 (I)	143.30	1965	4496	3091	4496				
12	5351	1.1 (I)	146.88	1936	4496	3072	4496				
11	5882	1.0 (I)	161.45	1802	4496	2989	4496				
9.5	6626	0.9 (I)	181.88	1570	4496	2856	4496				
204	310	3.5 (III)	8.50	1147	2023	1686	2698	SK 771.1 - 80 LP/4	48.6	B75	
168	375	2.3 (III)	10.30	1218	2023	1686	2698				
132	477	1.3 (I)	13.10	1313	2023	1686	2698				
60	1043	7.0 (III)	28.63	2050	2023	3751	4562	SK 773.1 - 80 LP/4	96.3	B93	
54	1160	6.3 (III)	31.83	2115	2023	3738	4684				
48	1303	5.6 (III)	35.77	2189	2023	3725	4826				
44	1423	5.3 (III)	39.06	2249	2023	3715	4942				

NORDBLOC.1
Helical gear unit






1.00 hp
1.50 hp

P ₁ [hp]	n ₂ [rpm]	M ₂ [lb-in]	f _B (AGMA Class)	i _{ges}	F _R [lb]	F _A	F _{R VL} [lb]	F _{A VL}	Unit Type	lb	inch B	
1.00	40	1582	4.9 (III)	43.43	2317	2023	3697	5067	SK 773.1 - 80 LP/4	96.3	B93	
	36	1734	4.4 (III)	47.61	2380	2023	3682	5183				
	34	1869	4.0 (III)	51.31	2434	2023	3670	5287				
	30	2100	3.6 (III)	57.64	2516	2023	3646	5436				
	27	2311	3.3 (III)	63.42	2584	2023	3625	5559				
	25	2511	3.0 (III)	68.92	2644	2023	3603	5620				
	24	2619	2.9 (III)	71.89	2675	2023	3592	5620				
	22	2886	2.7 (III)	79.23	2741	2023	3559	5620				
	21	3035	2.5 (III)	83.32	2783	2023	3546	5620				
	18	3410	2.2 (III)	93.61	2783	2023	3504	5620				
	18	3518	2.1 (III)	96.57	2761	2023	3491	5620				
	15	4077	1.8 (II)	111.92	2643	2023	3425	5620				
	15	4279	1.8 (II)	117.46	2590	2023	3396	5620				
	12	5056	1.5 (II)	138.78	2425	2023	3303	5620				
	11	5837	1.3 (I)	160.22	2224	2023	3192	5620				
	9.1	6897	1.1 (I)	189.31	1963	2023	3048	5620				
	7.7	8178	0.9 (I)	224.49	1579	2023	2841	5620				
6.6	9479	0.8 (I)	260.18	1161	2023	2621	5620					
1.50	1620	58.4	3.6 (III)	1.07	171	284	440	588	SK 071.1 - 90 SP/4	38.3	B71	
	1459	64.8	3.4 (III)	1.19	176	297	440	607				
	646	146	1.4 (II)	2.69	223	436	429	763				
	470	201	0.9 (I)	3.70	240	467	416	787				
	1.50	1620	58.4	5.5 (III)	1.07	284	414	674	809	SK 171.1 - 90 SP/4	40.2	B72
		1508	62.7	5.4 (III)	1.15	290	425	674	826			
		889	106	4.2 (III)	1.96	341	526	674	956			
		835	113	4.1 (III)	2.08	351	554	674	991			
		503	188	2.1 (III)	3.46	406	667	674	1012			
		363	261	1.2 (I)	4.80	444	713	674	1012			
	1.50	751	126	3.0 (III)	2.32	613	785	SK 172.1 - 90 SP/4	42.3	B83		
		699	135	2.8 (III)	2.49	626	809					
		640	148	2.8 (III)	2.72	629	843					
		596	159	2.8 (III)	2.92	629	869					
		540	175	2.7 (III)	3.22	629	877					
		503	188	2.5 (III)	3.46	629	877					
		459	206	2.5 (III)	3.79	629	877					
417		227	2.5 (III)	4.17	629	877						
377		251	2.5 (III)	4.62	629	877						
339		279	2.6 (III)	5.14	629	877						
302		313	2.2 (III)	5.77	629	877						
270		350	2.1 (III)	6.43	629	877						
246		385	1.9 (II)	7.08	629	877						
222		426	1.7 (II)	7.83	629	877						
199		474	1.6 (II)	8.72	629	877						
178	532	1.4 (II)	9.79	629	877							
153	619	1.2 (I)	11.39	629	877							
1.50	994	95.1	6.9 (III)	1.75	487	654	899	1291	SK 371.1 - 90 SP/4	43.1	B73	
	870	109	6.5 (III)	2.00	508	694	899	1341				
	708	134	5.5 (III)	2.46	541	762	899	1420				
	638	148	5.0 (III)	2.73	559	798	899	1461				
	561	168	4.1 (III)	3.10	581	827	899	1512				
	395	239	2.3 (III)	4.40	646	877	899	1574				
	316	299	1.5 (II)	5.50	689	877	899	1574				


NORDBLOC.1
Helical gear unit

1.50 hp



P_1 [hp]	n_2 [rpm]	M_2 [lb-in]	f_B (AGMA Class)	i_{ges}	F_R [lb]	F_A	$F_{R VL}$ [lb]	$F_{A VL}$	Unit Type		 inch
1.50	373	253	4.9 (III)	4.66	887	2081	1137	2081	SK 372.1 - 90 SP/4	48.7	B84
	332	285	5.0 (III)	5.24	911	2159	1180	2159			
	293	323	4.4 (III)	5.95	937	2246	1228	2246			
	264	358	4.0 (III)	6.58	959	2293	1267	2293			
	253	374	4.0 (III)	6.89	962	2293	1284	2293			
	241	393	3.8 (III)	7.23	964	2293	1302	2293			
	212	447	3.6 (III)	8.22	982	2293	1354	2293			
	185	511	3.3 (III)	9.40	998	2293	1409	2293			
	169	559	3.0 (III)	10.28	999	2293	1445	2293			
	151	628	2.7 (III)	11.55	1015	2293	1497	2293			
	134	704	2.5 (III)	12.96	1011	2293	1545	2293			
	119	792	2.1 (III)	14.57	1022	2293	1600	2293			
	105	896	1.9 (II)	16.50	993	2293	1652	2293			
	95	1000	1.8 (II)	18.40	995	2293	1705	2293			
	84	1121	1.5 (II)	20.62	963	2293	1755	2293			
	76	1250	1.4 (II)	23.00	955	2293	1798	2293			
	67	1404	1.2 (I)	25.85	941	2293	1798	2293			
	58	1636	1.0 (I)	30.11	863	2293	1778	2293			
	51	1839	0.9 (I)	33.84	829	2293	1746	2293			
	93	1012	1.7 (II)	18.63	18.63	950	2293	1702			
85		1115	1.7 (II)	20.52	948	2293	1750	2293			
77		1236	1.5 (II)	22.74	941	2293	1798	2293			
74		1272	1.5 (II)	23.41	915	2293	1798	2293			
67		1409	1.3 (I)	25.94	901	2293	1798	2293			
58		1617	1.1 (I)	29.77	846	2293	1781	2293			
52		1804	1.0 (I)	33.20	815	2293	1752	2293			
47	2023	0.9 (I)	37.23	688	2293	1714	2293				
509	186	6.5 (III)	3.42	3.42	761	1524	1124	1798	SK 571.1 - 90 SP/4	49.9	B74
	319	297	3.0 (III)	5.46	879	1720	1124	1798			
	290	326	2.4 (III)	6.00	904	1720	1124	1798			
	235	402	1.6 (II)	7.40	962	1720	1124	1798			
	183	516	0.9 (I)	9.50	1035	1720	1124	1798			
127	743	4.9 (III)	13.67	13.67	2025	3372	2473	3372	SK 572.1 - 90 SP/4	65.3	B86
	113	835	4.6 (III)	15.38	2021	3372	2473	3372			
	106	894	4.0 (III)	16.46	2018	3372	2473	3372			
	89	1063	3.3 (III)	19.57	2009	3372	2473	3372			
	80	1187	3.1 (III)	21.85	2002	3372	2473	3372			
	71	1335	2.9 (III)	24.58	1992	3372	2473	3372			
	64	1467	2.4 (III)	27.00	1982	3372	2473	3372			
	60	1571	2.1 (III)	28.91	1974	3372	2473	3372			
	56	1699	1.9 (II)	31.28	1962	3372	2473	3372			
	49	1937	1.7 (II)	35.65	1939	3372	2473	3372			
	41	2303	1.4 (II)	42.38	1896	3372	2473	3372			
	38	2487	1.1 (I)	45.77	1871	3372	2473	3372			
	32	2956	1.1 (I)	54.41	1796	3372	2473	3372			
100	947	4.0 (III)	17.42	17.42	2015	3260	2473	3260	SK 573.1 - 90 SP/4	66.4	B87
	91	1044	3.6 (III)	19.22	2010	3260	2473	3260			
	82	1158	3.3 (III)	21.32	2004	3260	2473	3260			
	73	1293	2.9 (III)	23.79	1995	3260	2473	3260			
	65	1454	2.6 (III)	26.77	1983	3260	2473	3260			
	56	1681	2.3 (III)	30.93	1964	3260	2473	3260			
	50	1891	2.1 (III)	34.80	1943	3260	2473	3260			

 NORDBLOC.1
Helical gear unit






1.50 hp


P_1 [hp]	n_2 [rpm]	M_2 [lb-in]	f_B (AGMA Class)	i_{ges}	F_R [lb]	F_A	$F_{R VL}$ [lb]	$F_{A VL}$	Unit Type		 inch
1.50	46	2066	1.9 (II)	38.02	1924	3260	2473	3260	SK 573.1 - 90 SP/4	66.4	B87
	41	2292	1.7 (II)	42.18	1897	3260	2473	3260			
	40	2358	1.7 (II)	43.40	1888	3260	2473	3260			
	36	2605	1.5 (II)	47.95	1853	3260	2473	3260			
	35	2695	1.5 (II)	49.60	1840	3260	2473	3260			
	31	3032	1.3 (I)	55.80	1783	3260	2473	3260			
	29	3312	1.2 (I)	60.97	1729	3260	2473	3260			
	26	3675	1.1 (I)	67.64	1649	3260	2473	3260			
	23	4177	1.0 (I)	76.88	1517	3260	2450	3260			
	20	4628	0.9 (0)	85.18	1370	3260	2363	3260			
84	1121	4.8 (III)	20.62	2459	4496	3372	4496	SK 672.1 - 90 SP/4	77.4	B90	
	60	1580	3.1 (III)	29.08	2437	4496	3372				4496
	53	1770	3.1 (III)	32.58	2426	4496	3372				4496
	53	1770	3.1 (III)	32.58	2426	4496	3372				4496
	49	1942	2.5 (III)	35.75	2415	4496	3372				4496
	39	2420	1.6 (II)	44.55	2379	4496	3369				4496
	31	3078	1.2 (I)	56.65	2314	4496	3323				4496
76	1240	3.2 (III)	22.82	2454	4496	3372	4496	SK 673.1 - 90 SP/4	79.6	B91	
	69	1368	3.2 (III)	25.19	2448	4496	3372				4496
	63	1500	3.1 (III)	27.61	2441	4496	3372				4496
	56	1680	2.8 (III)	30.92	2432	4496	3372				4496
	51	1854	2.9 (III)	34.12	2421	4496	3372				4496
	47	2023	2.8 (III)	37.23	2410	4496	3372				4496
	42	2257	2.5 (III)	41.54	2392	4496	3372				4496
	39	2437	2.3 (III)	44.85	2377	4496	3368				4496
	35	2689	2.1 (III)	49.50	2354	4496	3351				4496
	32	2995	1.9 (II)	55.12	2323	4496	3330				4496
	29	3284	1.7 (II)	60.45	2290	4496	3307				4496
	26	3583	1.6 (II)	65.95	2252	4496	3280				4496
	24	4001	1.4 (II)	73.64	2192	4496	3240				4496
	21	4548	1.2 (I)	83.70	2101	4496	3179				4496
	18	5154	1.1 (I)	94.86	1980	4496	3100				4496
	17	5622	1.0 (I)	103.48	1870	4496	3031				4496
15	6296	0.9 (0)	115.89	1680	4496	2918	4496				
14	6701	0.8 (0)	123.33	1543	4496	2841	4496				
351	269	6.8 (III)	4.96	954	1800	1686	2698	SK 771.1 - 90 SP/4	59.4	B75	
	322	294	4.9 (III)	5.41	981	1849	1686				2698
	226	418	3.1 (III)	7.69	1095	2023	1686				2698
	205	462	2.4 (III)	8.50	1129	2023	1686				2698
	169	560	1.5 (II)	10.30	1197	2023	1686				2698
	133	712	0.9 (0)	13.10	1287	2023	1686				2698
65	1459	5.0 (III)	26.86	1963	2023	3606	4369	SK 772.1 - 90 SP/4	103.8	B92	
81	1168	5.7 (III)	21.49	1837	2023	3404	4123	SK 773.1 - 90 SP/4	107.1	B93	
	72	1317	5.1 (III)	24.23	1903	2023	3507				4249
	69	1380	5.3 (III)	25.39	1931	2023	3553				4305
	61	1556	4.7 (III)	28.63	1998	2023	3659				4433
	55	1730	4.2 (III)	31.83	2057	2023	3682				4539
	49	1943	3.7 (III)	35.77	2124	2023	3661				4663
	45	2122	3.5 (III)	39.06	2179	2023	3644				4768
	40	2359	3.3 (III)	43.43	2239	2023	3617				4871
37	2587	3.0 (III)	47.61	2294	2023	3592	4968				

NORBLOC.1
Helical gear unit

1.50 hp



P_1 [hp]	n_2 [rpm]	M_2 [lb-in]	f_B (AGMA Class)	i_{ges}	F_R [lb]	F_A	$F_{R VL}$ [lb]	$F_{A VL}$	Unit Type		 inch
1.50	34	2788	2.7 (III)	51.31	2343	2023	3573	5060	SK 773.1 - 90 SP/4	107.1	B93
	30	3132	2.4 (III)	57.64	2414	2023	3535	5182			
	27	3446	2.2 (III)	63.42	2473	2023	3500	5281			
	25	3745	2.0 (III)	68.92	2523	2023	3465	5364			
	24	3906	1.9 (II)	71.89	2549	2023	3446	5406			
	22	4305	1.8 (II)	79.23	2584	2023	3393	5478			
	21	4527	1.7 (II)	83.32	2545	2023	3370	5545			
	19	5086	1.5 (II)	93.61	2418	2023	3299	5620			
	18	5247	1.4 (II)	96.57	2380	2023	3278	5620			
	16	6081	1.2 (I)	111.92	2176	2023	3165	5620			
	15	6382	1.2 (I)	117.46	2085	2023	3115	5620			
13	7540	1.0 (I)	138.78	1785	2023	2951	5620				
11	8705	0.9 (I)	160.22	1416	2023	2754	5620				
44	2156	7.0 (III)	39.68	3848	4047	5620	6744	SK 873.1 - 90 SP/4	184.3	B95	
	38	2474	6.1 (III)	45.53	4011	4047	5620				6744
	35	2734	5.5 (III)	50.32	4133	4047	5620				6744
	31	3007	5.0 (III)	55.35	4251	4047	5620				6744
	28	3318	4.5 (III)	61.07	4376	4047	5620				6744
	26	3667	4.1 (III)	67.50	4506	4047	5620				6744
	23	4036	3.7 (III)	74.29	4636	4047	5620				6744
	21	4514	3.3 (III)	83.08	4783	4047	5620				6744
	19	4968	3.0 (III)	91.43	4918	4047	5620				6744
	17	5489	2.7 (III)	101.02	5052	4047	5620				6744
	17	5696	2.6 (III)	104.84	5102	4047	5620				6744
	15	6296	2.4 (III)	115.88	5245	4047	5620				6744
	14	6929	2.2 (III)	127.52	5387	4047	5620				6744
	13	7389	2.0 (III)	135.99	5470	4047	5620				6744
	12	8167	1.8 (II)	150.31	5616	4047	5620				6744
	11	8988	1.7 (II)	165.42	5620	4047	5620				6744
	9.1	10370	1.5 (II)	190.86	5620	4047	5620				6744
8.2	11461	1.3 (I)	210.95	5620	4047	5620	6744				
7.5	12614	1.2 (I)	232.16	5620	4047	5620	6744				
6.8	13997	1.1 (I)	257.61	5416	4047	5620	6744				
6.1	15470	1.0 (I)	284.73	5139	4047	5620	6744				
5.5	17125	0.9 (I)	315.19	4799	4047	5620	6744				
23	4192	7.0 (III)	77.16	6234	4946	7105	8992	SK 973.1 - 90 SP/4	270.3	B97	
	20	4685	6.2 (III)	86.22	6219	4946	7098				8992
	18	5160	5.7 (III)	94.96	6206	4946	7093				8992
	17	5717	5.0 (III)	105.23	6190	4946	7085				8992
	14	6534	4.5 (III)	120.26	6164	4946	7073				8992
	13	7197	4.1 (III)	132.45	6145	4946	7064				8992
	11	8563	3.1 (III)	157.60	6098	4946	7041				8992
	10	9431	2.8 (III)	173.58	6069	4946	7027				8992
	9.7	9743	3.0 (III)	179.32	6056	4946	7020				8992
	8.8	10730	2.7 (III)	197.50	6022	4946	7003				8992
	7.4	12755	2.3 (III)	234.77	5941	4946	6963				8992
	6.7	14049	2.1 (III)	258.57	5890	4946	6936				8992
	5.9	16055	1.8 (II)	295.50	5797	4946	6890				8992
	5.3	17683	1.7 (II)	325.47	5725	4946	6851				8992
4.8	19717	1.5 (II)	362.89	5623	4946	6798	8992				
4.2	22533	1.3 (I)	414.73	5465	4946	6715	8992				
3.8	24818	1.2 (I)	456.77	5336	4946	6645	8992				




2.00 hp


P_1 [hp]	n_2 [rpm]	M_2 [lb-in]	f_B (AGMA Class)	i_{ges}	F_R [lb]	F_A	$F_{R VL}$ [lb]	$F_{A VL}$	Unit Type		
2.00	1611	78.3	4.1 (III)	1.07	278	382	674	790	SK 171.1 - 90 LP/4	43.7	B72
	1499	84.1	4.0 (III)	1.15	284	392	674	805			
	883	143	3.1 (III)	1.96	332	476	674	927			
	830	152	3.1 (III)	2.08	344	507	674	967			
	500	252	1.6 (II)	3.46	393	589	674	1012			
2.00	746	169	2.3 (III)	2.32	600	762			SK 172.1 - 90 LP/4	45.9	B83
	695	181	2.1 (III)	2.49	611	783					
	637	198	2.1 (III)	2.72	628	816					
	593	213	2.1 (III)	2.92	629	839					
	537	235	2.0 (III)	3.22	629	877					
	500	252	1.9 (II)	3.46	629	877					
	456	276	1.9 (II)	3.79	629	877					
	415	304	1.9 (II)	4.17	629	877					
	375	336	1.9 (II)	4.62	629	877					
	337	374	2.0 (III)	5.14	629	877					
	300	420	1.6 (II)	5.77	629	877					
	269	469	1.5 (II)	6.43	629	877					
	244	516	1.4 (II)	7.08	629	877					
	221	571	1.3 (I)	7.83	629	877					
	198	636	1.2 (I)	8.72	629	877					
	177	713	1.1 (I)	9.79	629	877					
152	830	0.9 (I)	11.39	629	877						
2.00	1551	81.3	5.8 (III)	1.12	417	515	899	1120	SK 371.1 - 90 LP/4	46.6	B73
	1339	94.1	5.5 (III)	1.29	437	546	899	1168			
	1125	112	5.3 (III)	1.54	462	585	899	1227			
	989	128	5.1 (III)	1.75	481	616	899	1271			
	865	146	4.9 (III)	2.00	501	651	899	1319			
	704	179	4.1 (III)	2.46	534	709	899	1395			
	634	199	3.7 (III)	2.73	551	737	899	1432			
	558	226	3.1 (III)	3.10	572	778	899	1481			
	393	321	1.7 (II)	4.40	633	834	899	1574			
	315	401	1.1 (I)	5.50	673	867	899	1574			
	2.00	659	191	4.2 (III)	2.62	728	1629	940			
605		208	3.8 (III)	2.86	744	1698	966	1698			
554		228	3.9 (III)	3.12	760	1774	993	1775			
505		250	3.9 (III)	3.43	777	1861	1023	1861			
458		275	3.9 (III)	3.78	794	1928	1054	1928			
414		305	3.8 (III)	4.18	812	1990	1089	1990			
371		340	3.6 (III)	4.66	830	2058	1126	2059			
330		382	3.7 (III)	5.24	849	2134	1168	2134			
291		433	3.3 (III)	5.95	868	2217	1214	2217			
263		479	3.0 (III)	6.58	884	2287	1252	2287			
251		502	3.0 (III)	6.89	881	2293	1268	2293			
239		527	2.9 (III)	7.23	878	2293	1284	2293			
210		599	2.7 (III)	8.22	883	2293	1333	2293			
184		685	2.5 (III)	9.40	885	2293	1385	2293			
168		749	2.2 (III)	10.28	873	2293	1419	2293			
150		842	2.0 (III)	11.55	876	2293	1467	2293			
133		945	1.9 (II)	12.96	851	2293	1512	2293			
119		1062	1.6 (II)	14.57	846	2293	1562	2293			
105		1202	1.4 (II)	16.50	785	2293	1607	2293			
94		1341	1.3 (I)	18.40	768	2293	1656	2293			
84		1503	1.1 (I)	20.62	702	2293	1699	2293			
75	1676	1.1 (I)	23.00	671	2293	1748	2293				
67	1883	0.9 (I)	25.85	627	2293	1739	2293				

NORDBLOC.1
Helical gear unit

2.00 hp



P_1 [hp]	n_2 [rpm]	M_2 [lb-in]	f_B (AGMA Class)	i_{ges}	F_R [lb]	F_A	$F_{R VL}$ [lb]	$F_{A VL}$	Unit Type		
2.00	93	1357	1.2 (I)	18.63	704	2293	1649	2293	SK 373.1 - 90 LP/4	53.4	B85
	84	1495	1.2 (I)	20.52	683	2293	1693	2293			
	76	1657	1.1 (I)	22.74	654	2293	1739	2293			
	74	1706	1.1 (I)	23.41	612	2293	1746	2293			
	67	1890	1.0 (I)	25.94	573	2293	1738	2293			
	58	2169	0.9 (I)	29.77	469	2293	1685	2293			
	506	249	4.9 (III)	3.42	752	1500	1124	1798	SK 571.1 - 90 LP/4	53.4	B74
	317	398	2.3 (III)	5.46	865	1720	1124	1798			
	288	437	1.8 (II)	6.00	888	1720	1124	1798			
	234	539	1.2 (I)	7.40	943	1720	1124	1798			
	172	731	4.8 (III)	10.04	1988	3372	2473	3372	SK 572.1 - 90 LP/4	68.8	B86
	154	820	4.4 (III)	11.25	2021	3372	2473	3372			
	136	924	4.1 (III)	12.68	2017	3372	2473	3372			
	127	996	3.6 (III)	13.67	2013	3372	2473	3372			
	113	1120	3.4 (III)	15.38	2006	3372	2473	3372			
	105	1199	3.0 (III)	16.46	2001	3372	2473	3372			
	88	1426	2.5 (III)	19.57	1985	3372	2473	3372			
	79	1592	2.3 (III)	21.85	1972	3372	2473	3372			
	70	1791	2.1 (III)	24.58	1953	3372	2473	3372			
	64	1967	1.8 (II)	27.00	1935	3372	2473	3372			
	60	2106	1.6 (II)	28.91	1920	3372	2473	3372			
	55	2279	1.4 (II)	31.28	1899	3372	2473	3372			
	49	2598	1.3 (I)	35.65	1854	3372	2473	3372			
	41	3088	1.1 (I)	42.38	1773	3372	2473	3372			
	99	1269	3.0 (III)	17.42	1996	3260	2473	3260	SK 573.1 - 90 LP/4	69.9	B87
	90	1400	2.7 (III)	19.22	1987	3260	2473	3260			
	81	1553	2.5 (III)	21.32	1975	3260	2473	3260			
	73	1734	2.2 (III)	23.79	1959	3260	2473	3260			
	65	1950	2.0 (III)	26.77	1937	3260	2473	3260			
	56	2254	1.7 (II)	30.93	1902	3260	2473	3260			
	50	2536	1.5 (II)	34.80	1864	3260	2473	3260			
	45	2770	1.4 (II)	38.02	1828	3260	2473	3260			
	41	3073	1.3 (I)	42.18	1775	3260	2473	3260			
	40	3162	1.3 (I)	43.40	1759	3260	2473	3260			
	36	3493	1.1 (I)	47.95	1691	3260	2473	3260			
	35	3614	1.1 (I)	49.60	1664	3260	2473	3260			
	31	4066	1.0 (I)	55.80	1549	3260	2470	3260			
	28	4442	0.9 (I)	60.97	1434	3260	2400	3260			
26	4928	0.8 (I)	67.64	1254	3260	2297	3260				
	113	1119	4.8 (III)	15.35	2459	4496	3372	4496	SK 672.1 - 90 LP/4	80.9	B90
	100	1257	4.3 (III)	17.25	2453	4496	3372	4496			
	94	1341	4.0 (III)	18.41	2449	4496	3372	4496			
	84	1503	3.6 (III)	20.62	2441	4496	3372	4496			
	59	2119	2.3 (III)	29.08	2403	4496	3372	4496			
	53	2374	2.3 (III)	32.58	2383	4496	3371	4496			
	53	2374	2.3 (III)	32.58	2383	4496	3371	4496			
	48	2605	1.9 (II)	35.75	2362	4496	3357	4496			
	39	3246	1.2 (I)	44.55	2295	4496	3310	4496			
	76	1663	2.4 (III)	22.82	2433	4496	3372	4496	SK 673.1 - 90 LP/4	83.1	B91
	69	1835	2.4 (III)	25.19	2422	4496	3372	4496			
	63	2011	2.3 (III)	27.61	2410	4496	3372	4496			
	56	2253	2.1 (III)	30.92	2392	4496	3372	4496			
	51	2486	2.1 (III)	34.12	2373	4496	3365	4496			




2.00 hp

P ₁ [hp]	n ₂ [rpm]	M ₂ [lb-in]	f _B (AGMA Class)	i _{ges}	F _R [lb]	F _A	F _{R VL} [lb]	F _{A VL}	Unit Type	lb	inch
2.00	46	2712	2.1 (III)	37.23	2352	4496	3350	4496	SK 673.1 - 90 LP/4	83.1	B91
	42	3027	1.9 (II)	41.54	2320	4496	3327	4496			
	39	3268	1.7 (II)	44.85	2292	4496	3308	4496			
	35	3607	1.6 (II)	49.50	2249	4496	3278	4496			
	31	4016	1.4 (II)	55.12	2190	4496	3238	4496			
	29	4404	1.3 (I)	60.45	2126	4496	3195	4496			
	26	4805	1.2 (I)	65.95	2052	4496	3147	4496			
	23	5365	1.1 (I)	73.64	1932	4496	3070	4496			
	21	6099	0.9 (I)	83.70	1740	4496	2953	4496			
18	6912	0.8 (I)	94.86	1406	4496	2798	4496				
418	301	7.0 (III)	4.14	4.14	894	1681	1686	2698	SK 771.1 - 90 LP/4	62.9	B75
	349	361	5.1 (III)	4.96	947	1779	1686	2698			
	320	394	3.7 (III)	5.41	972	1825	1686	2698			
	225	560	2.3 (III)	7.69	1082	2023	1686	2698			
	204	619	1.8 (II)	8.50	1115	2023	1686	2698			
	168	750	1.1 (I)	10.30	1180	2023	1686	2698			
85	1480	4.9 (III)	20.31	20.31	1779	2023	3296	3993	SK 772.1 - 90 LP/4	107.4	B92
	71	1779	4.1 (III)	24.41	1871	2023	3437	4164			
	64	1957	3.7 (III)	26.86	1921	2023	3518	4261			
80	1566	4.2 (III)	21.49	21.49	1803	2023	3331	4035	SK 773.1 - 90 LP/4	110.7	B93
	71	1766	3.8 (III)	24.23	1864	2023	3425	4149			
	68	1850	3.9 (III)	25.39	1891	2023	3468	4202			
	60	2086	3.5 (III)	28.63	1953	2023	3563	4316			
	54	2320	3.1 (III)	31.83	2005	2023	3621	4405			
	48	2606	2.8 (III)	35.77	2066	2023	3590	4513			
	44	2846	2.6 (III)	39.06	2116	2023	3567	4606			
	40	3164	2.4 (III)	43.43	2168	2023	3528	4687			
	36	3469	2.2 (III)	47.61	2215	2023	3493	4766			
	34	3738	2.0 (III)	51.31	2260	2023	3466	4846			
	30	4200	1.8 (II)	57.64	2320	2023	3411	4940			
	27	4621	1.6 (II)	63.42	2369	2023	3358	5014			
	25	5022	1.5 (II)	68.92	2410	2023	3307	5073			
	24	5238	1.4 (II)	71.89	2382	2023	3279	5102			
	22	5773	1.3 (I)	79.23	2240	2023	3201	5136			
	21	6071	1.2 (I)	83.32	2179	2023	3166	5192			
	18	6820	1.1 (I)	93.61	1984	2023	3059	5251			
18	7036	1.1 (I)	96.57	1926	2023	3027	5264				
15	8155	0.9 (I)	111.92	1605	2023	2854	5314				
57	2220	6.7 (III)	30.47	30.47	3511	4047	5620	6744	SK 873.1 - 90 LP/4	187.8	B95
	54	2349	6.4 (III)	32.24	3570	4047	5620	6744			
	49	2596	5.8 (III)	35.63	3679	4047	5620	6744			
	44	2891	5.2 (III)	39.68	3796	4047	5620	6744			
	38	3317	4.5 (III)	45.53	3951	4047	5620	6744			
	34	3667	4.1 (III)	50.32	4067	4047	5620	6744			
	31	4033	3.7 (III)	55.35	4178	4047	5620	6744			
	28	4450	3.4 (III)	61.07	4295	4047	5620	6744			
	26	4918	3.1 (III)	67.50	4416	4047	5620	6744			
	23	5413	2.8 (III)	74.29	4537	4047	5620	6744			
	21	6053	2.5 (III)	83.08	4671	4047	5620	6744			
	19	6662	2.3 (III)	91.43	4794	4047	5620	6744			
	17	7360	2.0 (III)	101.02	4913	4047	5620	6744			
	17	7639	2.0 (III)	104.84	4957	4047	5620	6744			


NORDBLOC.1
Helical gear unit

2.00 hp
3.00 hp



NORDBLOC.1
Helical gear unit

P_1 [hp]	n_2 [rpm]	M_2 [lb-in]	f_B (AGMA Class)	i_{ges}	F_R [lb]	F_A	$F_{R VL}$ [lb]	$F_{A VL}$	Unit Type	lb	inch B				
2.00	15	8443	1.8 (II)	115.88	5084	4047	5620	6744	SK 873.1 - 90 LP/4	187.8	B95				
	14	9292	1.6 (II)	127.52	5212	4047	5620	6744							
	13	9909	1.5 (II)	135.99	5281	4047	5620	6744							
	12	10952	1.4 (II)	150.31	5406	4047	5620	6744							
	10	12053	1.2 (II)	165.42	5532	4047	5620	6744							
	9.1	13906	1.1 (II)	190.86	5433	4047	5620	6744							
	8.2	15370	1.0 (II)	210.95	5158	4047	5620	6744							
	7.5	16915	0.9 (I)	232.16	4870	4047	5620	6744							
	6.7	18770	0.8 (I)	257.61	4450	4047	5620	6744							
	3.00	31	4055	7.0 (III)	55.66	6237	4946	7106				8992	SK 973.1 - 90 LP/4	273.8	B97
		29	4365	6.5 (III)	59.91	6228	4946	7103				8992			
		26	4808	5.9 (III)	65.98	6217	4946	7097				8992			
		25	4991	5.9 (III)	68.50	6210	4946	7094				8992			
		23	5497	5.3 (III)	75.44	6197	4946	7088				8992			
22		5622	5.2 (III)	77.16	6193	4946	7086	8992							
20		6282	4.6 (III)	86.22	6172	4946	7077	8992							
18		6919	4.2 (III)	94.96	6153	4946	7068	8992							
16		7667	3.7 (III)	105.23	6129	4946	7056	8992							
14		8762	3.3 (III)	120.26	6091	4946	7037	8992							
13		9651	3.0 (III)	132.45	6062	4946	7023	8992							
11		11483	2.3 (III)	157.60	5991	4946	6988	8992							
10		12647	2.1 (III)	173.58	5948	4946	6966	8992							
9.6		13065	2.2 (III)	179.32	5928	4946	6956	8992							
8.8		14390	2.0 (III)	197.50	5875	4946	6929	8992							
7.4		17106	1.7 (II)	234.77	5748	4946	6864	8992							
6.7		18840	1.6 (II)	258.57	5667	4946	6821	8992							
5.9		21531	1.4 (II)	295.50	5521	4946	6745	8992							
5.3		23714	1.2 (II)	325.47	5402	4946	6681	8992							
4.8		26441	1.1 (II)	362.89	5234	4946	6591	8992							
4.2	30218	1.0 (II)	414.73	4971	4946	6452	8992								
3.8	33281	0.9 (I)	456.77	4748	4946	6332	8992								
3.00	1648	115	2.8 (III)	1.07	265	318	674	744	SK 171.1 - 100 LP/4	68.7	B72				
	1534	123	2.7 (III)	1.15	270	325	674	758							
	904	209	2.1 (III)	1.96	312	380	674	865							
	850	223	2.1 (III)	2.08	326	417	674	914							
3.00	1587	119	3.9 (III)	1.12	405	458	899	1080	SK 371.1 - 100 LP/4	71.6	B73				
	1370	138	3.8 (III)	1.29	424	483	899	1125							
	1151	164	3.6 (III)	1.54	447	514	899	1180							
	1011	187	3.5 (III)	1.75	465	538	899	1221							
	885	214	3.3 (III)	2.00	484	563	899	1264							
	720	263	2.8 (III)	2.46	514	603	899	1333							
3.00	674	280	2.8 (III)	2.62	653	1572	917	1572	SK 372.1 - 100 LP/4	77.2	B84				
	619	305	2.6 (III)	2.86	664	1636	942	1636							
	567	334	2.7 (III)	3.12	675	1707	968	1707							
	517	366	2.7 (III)	3.43	686	1787	996	1787							
	469	403	2.6 (III)	3.78	696	1871	1026	1871							
	423	447	2.6 (III)	4.18	706	1929	1058	1929							
	379	498	2.5 (III)	4.66	715	1993	1093	1993							
	338	560	2.5 (III)	5.24	722	2062	1131	2062							
	298	635	2.2 (III)	5.95	728	2139	1174	2139							
	269	703	2.0 (III)	6.58	733	2203	1209	2203							






3.00 hp


P_1 [hp]	n_2 [rpm]	M_2 [lb-in]	f_B (AGMA Class)	i_{ges}	F_R [lb]	F_A	$F_{R VL}$ [lb]	$F_{A VL}$	Unit Type		
3.00	257	736	2.0 (III)	6.89	719	2226	1223	2226	SK 372.1 - 100 LP/4	77.2	B84
	245	772	1.9 (II)	7.23	705	2250	1237	2250			
	215	879	1.8 (II)	8.22	688	2293	1280	2293			
	188	1004	1.7 (II)	9.40	663	2293	1325	2293			
	172	1098	1.5 (II)	10.28	626	2293	1353	2293			
	153	1234	1.4 (II)	11.55	605	2293	1396	2293			
	793	238	5.9 (III)	2.23	640	1189	1124	1798	SK 571.1 - 100 LP/4	78.4	B74
	708	267	5.5 (III)	2.50	663	1252	1124	1798			
	628	301	4.9 (III)	2.82	687	1324	1124	1798			
	518	365	3.3 (III)	3.42	727	1439	1124	1798			
	404	468	2.4 (III)	4.38	780	1540	1124	1798			
	324	583	1.5 (II)	5.46	828	1632	1124	1798			
	606	312	4.8 (III)	2.92	1375	2820	1729	2820	SK 572.1 - 100 LP/4	93.7	B86
	541	349	4.8 (III)	3.27	1418	2978	1793	2978			
	462	409	4.8 (III)	3.83	1478	3226	1886	3226			
	419	451	4.5 (III)	4.22	1515	3372	1946	3372			
	378	501	4.4 (III)	4.69	1554	3372	2012	3372			
	338	559	4.3 (III)	5.23	1595	3372	2083	3372			
	301	629	4.2 (III)	5.88	1639	3372	2162	3372			
	281	673	4.2 (III)	6.30	1670	3372	2210	3372			
	236	800	3.9 (III)	7.49	1727	3372	2333	3372			
	217	871	3.7 (III)	8.15	1741	3372	2392	3372			
	198	953	3.4 (III)	8.92	1735	3372	2454	3372			
	176	1072	3.3 (III)	10.04	1770	3372	2473	3372			
	157	1202	3.0 (III)	11.25	1787	3372	2473	3372			
	140	1355	2.8 (III)	12.68	1799	3372	2473	3372			
	130	1460	2.5 (III)	13.67	1785	3372	2473	3372			
	115	1642	2.3 (III)	15.38	1802	3372	2473	3372			
	108	1759	2.0 (III)	16.46	1826	3372	2473	3372			
	90	2090	1.7 (II)	19.57	1826	3372	2473	3372			
81	2334	1.6 (II)	21.85	1712	3372	2473	3372				
72	2625	1.4 (II)	24.58	1694	3372	2473	3372				
57	3341	1.0 (I)	31.28	1633	3372	2473	3372				
	102	1861	2.0 (III)	17.42	1692	3260	2473	3260	SK 573.1 - 100 LP/4	94.8	B87
	92	2053	1.9 (II)	19.22	1695	3260	2473	3260			
	83	2277	1.7 (II)	21.32	1691	3260	2473	3260			
	74	2542	1.5 (II)	23.79	1677	3260	2473	3260			
	66	2860	1.3 (I)	26.77	1651	3260	2473	3260			
	57	3304	1.2 (I)	30.93	1513	3260	2473	3260			
	51	3717	1.0 (I)	34.80	1452	3260	2473	3260			
	47	4062	1.0 (I)	38.02	1309	3260	2471	3260			
	41	4636	0.9 (I)	43.40	1134	3260	2361	3260			
	191	988	4.7 (III)	9.25	2463	4496	2970	4496	SK 672.1 - 100 LP/4	105.8	B90
	171	1107	4.6 (III)	10.37	2459	4496	3078	4496			
	156	1216	4.1 (III)	11.38	2455	4496	3165	4496			
	141	1342	3.8 (III)	12.56	2449	4496	3264	4496			
	129	1464	3.5 (III)	13.70	2443	4496	3352	4496			
	115	1640	3.3 (III)	15.35	2434	4496	3372	4496			
	103	1843	2.9 (III)	17.25	2422	4496	3372	4496			
	96	1967	2.7 (III)	18.41	2414	4496	3372	4496			
	86	2203	2.5 (III)	20.62	2396	4496	3372	4496			
	76	2501	2.2 (III)	23.41	2372	4496	3364	4496			

NORDBLOC.1
Helical gear unit

3.00 hp



P_1 [hp]	n_2 [rpm]	M_2 [lb-in]	f_B (AGMA Class)	i_{ges}	F_R [lb]	F_A	$F_{R VL}$ [lb]	$F_{A VL}$	Unit Type		 inch
3.00	67	2802	1.9 (II)	26.23	2343	4496	3344	4496	SK 672.1 - 100 LP/4	105.8	B90
	61	3106	1.6 (II)	29.08	2311	4496	3321	4496			
	54	3480	1.6 (II)	32.58	2266	4496	3290	4496			
	54	3480	1.6 (II)	32.58	2266	4496	3290	4496			
	78	2438	1.6 (II)	22.82	2377	4496	3368	4496	SK 673.1 - 100 LP/4	108	B91
	70	2691	1.6 (II)	25.19	2354	4496	3351	4496			
	64	2949	1.6 (II)	27.61	2328	4496	3333	4496			
	57	3303	1.4 (II)	30.92	2288	4496	3305	4496			
	52	3645	1.5 (II)	34.12	2244	4496	3275	4496			
	48	3977	1.4 (II)	37.23	2196	4496	3242	4496			
	43	4437	1.3 (I)	41.54	2121	4496	3192	4496			
	39	4791	1.2 (I)	44.85	2055	4496	3149	4496			
	36	5288	1.1 (I)	49.50	1950	4496	3081	4496			
	32	5888	1.0 (I)	55.12	1800	4496	2988	4496			
	523	362	6.3 (III)	3.38	821	1462	1686	2698	SK 771.1 - 100 LP/4	87.8	B75
	472	401	5.8 (III)	3.75	847	1535	1686	2698			
	428	442	4.7 (III)	4.14	872	1609	1686	2698			
	357	530	3.5 (III)	4.96	921	1719	1686	2698			
	284	666	2.3 (III)	6.23	985	1832	1686	2698			
	230	822	1.6 (II)	7.69	1047	1941	1686	2698			
	152	1246	4.9 (III)	11.67	1465	2023	2772	3358	SK 772.1 - 100 LP/4	132.3	B92
	135	1396	4.4 (III)	13.07	1511	2023	2844	3445			
	123	1536	4.1 (III)	14.38	1552	2023	2911	3526			
	113	1669	4.0 (III)	15.62	1583	2023	2956	3580			
	106	1780	3.8 (III)	16.66	1613	2023	3005	3640			
	96	1972	3.5 (III)	18.46	1657	2023	3072	3721			
	87	2170	3.3 (III)	20.31	1700	2023	3139	3803			
	73	2608	2.8 (III)	24.41	1778	2023	3250	3937			
	66	2869	2.5 (III)	26.86	1821	2023	3316	4017			
		82	2296	2.9 (III)	21.49	1719	2023	3161			
73		2589	2.6 (III)	24.23	1771	2023	3235	3919			
70		2713	2.7 (III)	25.39	1795	2023	3274	3967			
62		3059	2.4 (III)	28.63	1846	2023	3346	4054			
56		3401	2.1 (III)	31.83	1886	2023	3394	4111			
49		3821	1.9 (II)	35.77	1934	2023	3452	4185			
45		4172	1.8 (II)	39.06	1974	2023	3414	4257			
41		4639	1.7 (II)	43.43	2009	2023	3351	4294			
37		5085	1.5 (II)	47.61	2043	2023	3293	4338			
34		5481	1.4 (II)	51.31	2078	2023	3247	4395			
31		6158	1.2 (I)	57.64	2117	2023	3154	4438			
28		6775	1.1 (I)	63.42	1996	2023	3066	4464			
26		7363	1.0 (I)	68.92	1836	2023	2978	4479			
25		7679	1.0 (I)	71.89	1745	2023	2929	4483			
22		8463	0.9 (I)	79.23	1492	2023	2795	4444			
21	8901	0.8 (I)	83.32	1374	2023	2731	4480				
412	458	7.0 (III)	4.29	1350	1969	1798	2810	SK 871.1 - 100 LP/4	143.7	B76	
	246	767	3.2 (III)	7.18	1584	2367	1798				2810
50	3747	2.8 (III)	35.08	3537	4047	5620	6744	SK 872.1 - 100 LP/4	208.3	B94	
	46	4141	2.8 (III)	38.77	3636	4047	5620				6744
	41	4558	2.7 (III)	42.67	3736	4047	5620				6744






3.00 hp
4.00 hp


P_1 [hp]	n_2 [rpm]	M_2 [lb-in]	f_B (AGMA Class)	i_{ges}	F_R [lb]	F_A [lb]	$F_{R VL}$ [lb]	$F_{A VL}$ [lb]	Unit Type		 inch
3.00	75	2509	5.8 (III)	23.49	3155	4047	5469	6744	SK 873.1 - 100 LP/4	212.7	B95
	68	2773	5.3 (III)	25.69	3249	4047	5620	6744			
	64	2945	5.0 (III)	27.57	3304	4047	5620	6744			
	58	3255	4.6 (III)	30.47	3401	4047	5620	6744			
	55	3444	4.4 (III)	32.24	3454	4047	5620	6744			
	50	3806	4.0 (III)	35.63	3553	4047	5620	6744			
	45	4239	3.5 (III)	39.68	3658	4047	5620	6744			
	39	4864	3.1 (III)	45.53	3796	4047	5620	6744			
	35	5376	2.8 (III)	50.32	3898	4047	5620	6744			
	32	5912	2.5 (III)	55.35	3993	4047	5620	6744			
	29	6524	2.3 (III)	61.07	4093	4047	5620	6744			
	26	7211	2.1 (III)	67.50	4197	4047	5620	6744			
	24	7935	1.9 (II)	74.29	4301	4047	5620	6744			
	21	8874	1.7 (II)	83.08	4407	4047	5620	6744			
	19	9767	1.5 (II)	91.43	4509	4047	5620	6744			
	18	10791	1.4 (II)	101.02	4598	4047	5620	6744			
	17	11199	1.3 (I)	104.84	4631	4047	5620	6744			
	15	12378	1.2 (I)	115.88	4728	4047	5620	6744			
	14	13622	1.1 (I)	127.52	4825	4047	5620	6744			
	13	14527	1.0 (I)	135.99	4866	4047	5620	6744			
12	16056	0.9 (I)	150.31	4953	4047	5620	6744				
11	17670	0.9 (I)	165.42	4714	4047	5620	6744				
4.00	42	4541	6.2 (III)	42.51	6223	4946	7100	8992	SK 973.1 - 100 LP/4	298.7	B97
	37	5084	5.6 (III)	47.60	6207	4946	7093	8992			
	34	5589	5.1 (III)	52.32	6193	4946	7086	8992			
	32	5945	4.8 (III)	55.66	6182	4946	7081	8992			
	30	6400	4.4 (III)	59.91	6168	4946	7075	8992			
	27	7048	4.0 (III)	65.98	6149	4946	7066	8992			
	26	7317	4.0 (III)	68.50	6139	4946	7061	8992			
	23	8059	3.6 (III)	75.44	6116	4946	7050	8992			
	23	8242	3.5 (III)	77.16	6110	4946	7047	8992			
	21	9210	3.2 (III)	86.22	6075	4946	7030	8992			
	19	10144	2.9 (III)	94.96	6044	4946	7014	8992			
	17	11241	2.5 (III)	105.23	6003	4946	6994	8992			
	15	12847	2.3 (III)	120.26	5937	4946	6961	8992			
	13	14149	2.1 (III)	132.45	5885	4946	6934	8992			
	11	16836	1.6 (II)	157.60	5761	4946	6871	8992			
	10	18542	1.4 (II)	173.58	5682	4946	6829	8992			
	9.9	19155	1.5 (II)	179.32	5647	4946	6811	8992			
	9.0	21097	1.4 (II)	197.50	5550	4946	6759	8992			
	7.5	25078	1.2 (I)	234.77	5314	4946	6635	8992			
	6.8	27621	1.1 (I)	258.57	5158	4946	6550	8992			
6.0	31567	0.9 (I)	295.50	4872	4946	6400	8992				
5.4	34767	0.8 (I)	325.47	4488	4946	6269	8992				
4.00	272	928	6.8 (III)	6.50	2064	3372	2248	3372	SK 1071.1 - 100 AP/4	288.8	B80
	1582	159	2.9 (III)	1.12	396	406	899	1047	SK 371.1 - 100 AP/4	71.6	B73
	1366	184	2.8 (III)	1.29	414	426	899	1089			
	1147	220	2.7 (III)	1.54	436	449	899	1140			
	1009	250	2.6 (III)	1.75	453	466	899	1178			
	883	286	2.5 (III)	2.00	470	483	899	1217			
	718	351	2.1 (III)	2.46	498	509	899	1279			

NORDBLOC.1
Helical gear unit

4.00 hp



P_1 [hp]	n_2 [rpm]	M_2 [lb-in]	f_B (AGMA Class)	i_{ges}	F_R [lb]	F_A	$F_{R VL}$ [lb]	$F_{A VL}$	Unit Type		 inch
4.00	673	375	2.1 (III)	2.62	581	1535	902	1535	SK 372.1 - 100 AP/4	77.2	B84
	618	408	2.0 (III)	2.86	587	1595	925	1596			
	565	446	2.0 (III)	3.12	593	1662	950	1662			
	515	489	2.0 (III)	3.43	598	1737	977	1737			
	468	539	2.0 (III)	3.78	601	1823	1005	1823			
	422	597	1.9 (II)	4.18	603	1883	1035	1884			
	378	666	1.9 (II)	4.66	602	1943	1068	1943			
	337	749	1.9 (II)	5.24	598	2007	1104	2007			
	297	850	1.7 (II)	5.95	589	2077	1143	2077			
	268	940	1.5 (II)	6.58	583	2136	1176	2136			
	256	984	1.5 (II)	6.89	559	2154	1187	2154			
	244	1033	1.5 (II)	7.23	534	2173	1199	2173			
	215	1175	1.4 (II)	8.22	493	2239	1237	2239			
	188	1343	1.3 (I)	9.40	439	2293	1276	2293			
	172	1468	1.1 (I)	10.28	377	2293	1298	2293			
	153	1650	1.0 (I)	11.55	330	2293	1335	2293			
1350	187	6.1 (III)	1.31	534	919	1124	1798	SK 571.1 - 100 AP/4	78.4	B74	
	1043	242	5.7 (III)	1.69	577	1021	1124				1798
	791	319	4.4 (III)	2.23	627	1147	1124				1798
	706	357	4.1 (III)	2.50	647	1205	1124				1798
	626	403	3.6 (III)	2.82	670	1272	1124				1798
	517	488	2.5 (III)	3.42	707	1389	1124				1798
	403	626	1.8 (II)	4.38	755	1477	1124				1798
	323	780	1.2 (I)	5.46	797	1556	1124				1798
604	418	3.6 (III)	2.92	1304	2791	1716	2791	SK 572.1 - 100 AP/4	93.7	B86	
	540	467	3.6 (III)	3.27	1341	2945	1779				2945
	461	547	3.6 (III)	3.83	1391	3186	1870				3186
	418	603	3.4 (III)	4.22	1422	3344	1929				3344
	377	669	3.3 (III)	4.69	1453	3372	1992				3372
	337	747	3.2 (III)	5.23	1484	3372	2062				3372
	300	841	3.2 (III)	5.88	1516	3372	2138				3372
	280	900	3.1 (III)	6.30	1542	3372	2186				3372
	236	1070	2.9 (III)	7.49	1578	3372	2303				3372
	216	1165	2.7 (III)	8.15	1576	3372	2360				3372
	198	1275	2.6 (III)	8.92	1545	3372	2416				3372
	176	1434	2.5 (III)	10.04	1560	3372	2473				3372
	157	1607	2.3 (III)	11.25	1552	3372	2473				3372
	139	1811	2.1 (III)	12.68	1534	3372	2473				3372
	129	1952	1.9 (II)	13.67	1493	3372	2473				3372
	115	2196	1.7 (II)	15.38	1481	3372	2473				3372
	107	2351	1.5 (II)	16.46	1491	3372	2473				3372
	90	2795	1.3 (I)	19.57	1434	3372	2473				3372
81	3120	1.2 (I)	21.85	1244	3372	2473	3372				
72	3510	1.1 (I)	24.58	1179	3372	2473	3372				
101	2488	1.5 (II)	17.42	1294	3260	2473	3260	SK 573.1 - 100 AP/4	94.8	B87	
	92	2745	1.4 (II)	19.22	1266	3260	2473				3260
	83	3045	1.2 (I)	21.32	1225	3260	2473				3260
	74	3399	1.1 (I)	23.79	1168	3260	2473				3260
	66	3824	1.0 (I)	26.77	1089	3260	2473				3260
	57	4418	0.9 (I)	30.93	851	3260	2405				3260




4.00 hp

P_1 [hp]	n_2 [rpm]	M_2 [lb-in]	f_B (AGMA Class)	i_{ges}	F_R [lb]	F_A	$F_{R VL}$ [lb]	$F_{A VL}$	Unit Type		 inch			
4.00	261	964	4.8 (III)	6.75	2464	4496	2669	4496	SK 672.1 - 100 AP/4	105.8	B90			
	230	1097	4.3 (III)	7.68	2459	4496	2776	4496						
	208	1211	3.9 (III)	8.48	2455	4496	2863	4496						
	204	1237	3.8 (III)	8.66	2454	4496	2880	4496						
	191	1321	3.5 (III)	9.25	2450	4496	2940	4496						
	170	1481	3.4 (III)	10.37	2442	4496	3045	4496						
	155	1626	3.1 (III)	11.38	2435	4496	3126	4496						
	140	1794	2.8 (III)	12.56	2425	4496	3222	4496						
	129	1957	2.6 (III)	13.70	2414	4496	3306	4496						
	115	2193	2.5 (III)	15.35	2397	4496	3372	4496						
	102	2464	2.2 (III)	17.25	2375	4496	3366	4496						
	96	2629	2.1 (III)	18.41	2360	4496	3355	4496						
	86	2946	1.8 (II)	20.62	2328	4496	3333	4496						
	75	3344	1.6 (II)	23.41	2283	4496	3302	4496						
	67	3747	1.4 (II)	26.23	2230	4496	3265	4496						
	61	4153	1.2 (I)	29.08	2168	4496	3224	4496						
	54	4653	1.2 (I)	32.58	2082	4496	3166	4496						
	54	4653	1.2 (I)	32.58	2082	4496	3166	4496						
	77	3259	1.2 (I)	22.82	2293	4496	3309	4496				SK 673.1 - 100 AP/4	108	B91
	70	3598	1.2 (I)	25.19	2250	4496	3279	4496						
64	3943	1.2 (I)	27.61	2201	4496	3246	4496							
57	4416	1.1 (I)	30.92	2124	4496	3194	4496							
52	4874	1.1 (I)	34.12	2039	4496	3138	4496							
47	5317	1.1 (I)	37.23	1943	4496	3077	4496							
42	5933	1.0 (I)	41.54	1788	4496	2981	4496							
39	6406	0.9 (I)	44.85	1645	4496	2898	4496							
36	7070	0.8 (I)	49.50	1153	4496	2765	4496							
521	483	4.7 (III)	3.38	808	1423	1686	2698	SK 771.1 - 100 AP/4	87.8	B75				
471	536	4.4 (III)	3.75	833	1491	1686	2698							
427	591	3.6 (III)	4.14	857	1560	1686	2698							
356	708	2.6 (III)	4.96	903	1672	1686	2698							
283	890	1.7 (II)	6.23	962	1774	1686	2698							
229	1099	1.2 (I)	7.69	1019	1871	1686	2698							
217	1160	4.9 (III)	8.12	1290	1860	2469	2991	SK 772.1 - 100 AP/4	132.3	B92				
197	1282	4.6 (III)	8.97	1328	1905	2531	3066							
176	1429	4.2 (III)	10.00	1365	1939	2589	3136							
166	1515	4.0 (III)	10.60	1391	1978	2634	3190							
160	1579	3.9 (III)	11.06	1404	1984	2652	3213							
151	1666	3.7 (III)	11.67	1428	2019	2694	3263							
135	1866	3.3 (III)	13.07	1468	2023	2755	3337							
123	2053	3.1 (III)	14.38	1506	2023	2814	3409							
113	2232	3.0 (III)	15.62	1532	2023	2846	3448							
106	2380	2.9 (III)	16.66	1559	2023	2890	3502							
96	2637	2.6 (III)	18.46	1597	2023	2945	3568							
87	2901	2.5 (III)	20.31	1635	2023	3001	3636							
72	3487	2.1 (III)	24.41	1698	2023	3082	3733							
66	3836	1.9 (II)	26.86	1734	2023	3133	3795							
82	3070	2.2 (III)	21.49	1648	2023	3010	3646	SK 773.1 - 100 AP/4	135.6	B93				
73	3461	1.9 (II)	24.23	1690	2023	3065	3713							
70	3627	2.0 (III)	25.39	1711	2023	3099	3755							
62	4090	1.8 (II)	28.63	1752	2023	3149	3814							
55	4547	1.6 (II)	31.83	1779	2023	3170	3839							


NORDBLOC.1
Helical gear unit

4.00 hp



NORBLOC.1
Helical gear unit

P ₁ [hp]	n ₂ [rpm]	M ₂ [lb-in]	f _B (AGMA Class)	i _{ges}	F _R [lb]	F _A	F _{R VL} [lb]	F _{A VL}	Unit Type	lb	inch
4.00	49	5109	1.4 (II)	35.77	1814	2023	3203	3879	SK 773.1 - 100 AP/4	135.6	B93
	45	5579	1.3 (I)	39.06	1845	2023	3234	3930			
	41	6203	1.2 (I)	43.43	1863	2023	3141	3923			
	37	6800	1.1 (I)	47.61	1807	2015	3055	3931			
	34	7329	1.0 (I)	51.31	1782	2008	2983	3965			
	31	8234	0.9 (I)	57.64	1582	1914	2842	3954			
28	9059	0.8 (I)	63.42	1323	1820	2705	3930				
4.00	454	555	5.7 (III)	3.88	1297	1814	1798	2810	SK 871.1 - 100 AP/4	143.7	B76
	411	613	5.2 (III)	4.29	1337	1893	1798	2810			
	246	1026	2.4 (III)	7.18	1563	2273	1798	2810			
4.00	50	5010	2.1 (III)	35.08	3439	4047	5620	6744	SK 872.1 - 100 AP/4	208.3	B94
	46	5538	2.1 (III)	38.77	3529	4047	5620	6744			
	41	6094	2.0 (III)	42.67	3618	4047	5620	6744			
4.00	75	3355	4.4 (III)	23.49	3091	4047	5415	6744	SK 873.1 - 100 AP/4	212.7	B95
	68	3708	3.9 (III)	25.69	3178	4047	5563	6744			
	64	3938	3.7 (III)	27.57	3229	4047	5620	6744			
	58	4353	3.4 (III)	30.47	3317	4047	5620	6744			
	55	4605	3.3 (III)	32.24	3365	4047	5620	6744			
	50	5090	3.0 (III)	35.63	3454	4047	5620	6744			
	44	5668	2.7 (III)	39.68	3548	4047	5620	6744			
	39	6503	2.3 (III)	45.53	3669	4047	5620	6744			
	35	7188	2.1 (III)	50.32	3758	4047	5620	6744			
	32	7905	1.9 (II)	55.35	3838	4047	5620	6744			
	29	8723	1.7 (II)	61.07	3922	4047	5620	6744			
	26	9641	1.6 (II)	67.50	4008	4047	5620	6744			
	24	10611	1.4 (II)	74.29	4095	4047	5620	6744			
	21	11866	1.3 (I)	83.08	4173	4047	5620	6744			
	19	13059	1.2 (I)	91.43	4256	4047	5620	6744			
	17	14429	1.0 (I)	101.02	4314	4047	5620	6744			
	17	14975	1.0 (I)	104.84	4334	4047	5620	6744			
15	16551	0.9 (I)	115.88	4400	4047	5620	6744				
14	18215	0.8 (I)	127.52	4470	4047	5620	6744				
4.00	350	720	6.6 (III)	5.04	1824	2497	2023	3147	SK 971.1 - 100 AP/4	175.5	B78
	321	786	5.4 (III)	5.50	1875	2603	2023	3147			
4.00	65	3888	6.8 (III)	27.22	5673	4946	7108	8992	SK 973.1 - 100 AP/4	298.7	B97
	57	4424	6.2 (III)	30.97	5900	4946	7102	8992			
	55	4564	6.2 (III)	31.95	5956	4946	7100	8992			
	50	5026	5.6 (III)	35.19	6134	4946	7094	8992			
	47	5337	5.3 (III)	37.36	6200	4946	7090	8992			
	42	6072	4.7 (III)	42.51	6178	4946	7080	8992			
	37	6798	4.2 (III)	47.60	6156	4946	7069	8992			
	34	7473	3.8 (III)	52.32	6134	4946	7059	8992			
	32	7950	3.6 (III)	55.66	6118	4946	7051	8992			
	29	8557	3.3 (III)	59.91	6098	4946	7041	8992			
	27	9425	3.0 (III)	65.98	6070	4946	7027	8992			
	26	9784	3.0 (III)	68.50	6055	4946	7020	8992			
	23	10776	2.7 (III)	75.44	6021	4946	7002	8992			
	23	11021	2.7 (III)	77.16	6011	4946	6998	8992			
	20	12315	2.4 (III)	86.22	5959	4946	6972	8992			
	19	13564	2.2 (III)	94.96	5910	4946	6947	8992			
	17	15030	1.9 (II)	105.23	5847	4946	6915	8992			




4.00 hp
5.00 hp


P_1 [hp]	n_2 [rpm]	M_2 [lb-in]	f_B (AGMA Class)	i_{ges}	F_R [lb]	F_A [lb]	$F_{R VL}$ [lb]	$F_{A VL}$ [lb]	Unit Type	lb	inch B
4.00	15	17177	1.7 (II)	120.26	5745	4946	6862	8992	SK 973.1 - 100 AP/4	298.7	B97
	13	18919	1.5 (II)	132.45	5663	4946	6819	8992			
	11	22511	1.2 (I)	157.60	5466	4946	6716	8992			
	10	24793	1.1 (I)	173.58	5337	4946	6646	8992			
	9.8	25612	1.1 (I)	179.32	5281	4946	6617	8992			
	8.9	28209	1.0 (I)	197.50	5118	4946	6529	8992			
	7.5	33533	0.9 (I)	234.77	4721	4946	6319	8992			
5.00	270	1167	5.4 (III)	6.50	2049	3372	2248	3372	SK 1071.1 - 112 MP/4	305.3	B80
	1573	200	2.3 (III)	1.12	388	355	899	1015	SK 371.1 - 112 MP/4	88.1	B73
	1359	232	2.3 (III)	1.29	405	370	899	1054			
	1141	276	2.1 (III)	1.54	420	386	899	1101			
	1003	314	2.1 (III)	1.75	420	397	899	1136			
	878	359	2.0 (III)	2.00	417	406	899	1171			
	714	441	1.7 (II)	2.46	407	418	899	1226			
	1342	235	4.9 (III)	1.31	525	893	1124	1798	SK 571.1 - 112 MP/4	94.9	B74
	1037	304	4.5 (III)	1.69	567	990	1124	1798			
	787	401	3.5 (III)	2.23	613	1107	1124	1798			
	702	449	3.3 (III)	2.50	633	1159	1124	1798			
	623	506	2.9 (III)	2.82	653	1206	1124	1798			
	514	613	2.0 (III)	3.42	687	1289	1124	1798			
	600	525	2.9 (III)	2.92	1233	2765	1704	2765	SK 572.1 - 112 MP/4	110.2	B86
	537	587	2.9 (III)	3.27	1265	2916	1766	2916			
458	688	2.8 (III)	3.83	1305	3151	1855	3151				
415	759	2.7 (III)	4.22	1328	3313	1912	3313				
375	841	2.6 (III)	4.69	1351	3372	1974	3372				
336	939	2.5 (III)	5.23	1373	3372	2042	3372				
298	1057	2.5 (III)	5.88	1394	3372	2116	3372				
279	1131	2.5 (III)	6.30	1415	3372	2162	3372				
234	1345	2.3 (III)	7.49	1428	3372	2275	3372				
215	1464	2.2 (III)	8.15	1410	3372	2328	3372				
197	1602	2.0 (III)	8.92	1354	3372	2380	3372				
175	1803	2.0 (III)	10.04	1349	3372	2462	3372				
156	2020	1.8 (II)	11.25	1315	3372	2473	3372				
138	2277	1.7 (II)	12.68	1266	3372	2473	3372				
128	2454	1.5 (II)	13.67	1198	3372	2473	3372				
114	2761	1.4 (II)	15.38	1155	3372	2473	3372				
107	2956	1.2 (I)	16.46	1153	3372	2473	3372				
90	3514	1.0 (I)	19.57	1038	3372	2473	3372				
101	3128	1.2 (I)	17.42	891	3260	2473	3260	SK 573.1 - 112 MP/4	111.3	B87	
91	3451	1.1 (I)	19.22	830	3260	2473	3260				
82	3828	1.0 (I)	21.32	752	3260	2473	3260				
74	4273	0.9 (I)	23.79	651	3260	2433	3260				
490	642	5.0 (III)	3.58	2173	3667	2173	3667	SK 672.1 - 112 MP/4	122.4	B90	
416	758	4.9 (III)	4.22	2290	3989	2290	3989				
381	828	4.8 (III)	4.61	2355	4124	2355	4124				
347	909	4.7 (III)	5.06	2425	4245	2425	4245				
314	1003	4.3 (III)	5.59	2463	4378	2501	4378				
287	1098	4.1 (III)	6.12	2459	4496	2570	4496				
260	1212	3.8 (III)	6.75	2455	4496	2650	4496				
228	1380	3.4 (III)	7.68	2447	4496	2753	4496				

NORDBLOC.1
Helical gear unit

5.00 hp



P_1 [hp]	n_2 [rpm]	M_2 [lb-in]	f_B (AGMA Class)	i_{ges}	F_R [lb]	F_A [lb]	$F_{R VL}$ [lb]	$F_{A VL}$ [lb]	Unit Type	lb	inch B
5.00	207	1523	3.1 (III)	8.48	2440	4496	2837	4496	SK 672.1 - 112 MP/4	122.4	B90
	203	1556	3.0 (III)	8.66	2439	4496	2853	4496			
	190	1661	2.8 (III)	9.25	2433	4496	2911	4496			
	169	1861	2.7 (III)	10.37	2421	4496	3013	4496			
	154	2044	2.5 (III)	11.38	2408	4496	3090	4496			
	140	2256	2.2 (III)	12.56	2392	4496	3182	4496			
	128	2461	2.1 (III)	13.70	2375	4496	3262	4496			
	114	2757	2.0 (III)	15.35	2348	4496	3347	4496			
	102	3097	1.7 (II)	17.25	2312	4496	3322	4496			
	95	3306	1.6 (II)	18.41	2288	4496	3305	4496			
85	3703	1.5 (II)	20.62	2236	4496	3269	4496				
77	4097	1.0 (I)	22.82	2177	4496	3230	4496	SK 673.1 - 112 MP/4	124.6	B91	
70	4523	1.0 (I)	25.19	2106	4496	3182	4496				
64	4957	0.9 (I)	27.61	2022	4496	3127	4496				
57	5551	0.8 (I)	30.92	1888	4496	3042	4496				
51	6127	0.9 (I)	34.12	1732	4496	2948	4496				
47	6685	0.8 (I)	37.23	1549	4496	2844	4496				
815	387	6.4 (III)	2.15	697	1148	1686	2698	SK 771.1 - 112 MP/4	104.4	B75	
661	477	5.8 (III)	2.65	742	1249	1686	2698				
519	608	3.8 (III)	3.38	796	1385	1686	2698				
468	673	3.5 (III)	3.75	820	1449	1686	2698				
424	743	2.8 (III)	4.14	842	1512	1686	2698				
354	890	2.1 (III)	4.96	886	1626	1686	2698				
283	1112	4.6 (III)	6.19	1171	1668	2259	2737	SK 772.1 - 112 MP/4	148.8	B92	
265	1191	4.5 (III)	6.63	1202	1736	2335	2828				
230	1370	4.0 (III)	7.63	1238	1734	2366	2866				
216	1458	3.9 (III)	8.12	1264	1777	2413	2923				
196	1611	3.6 (III)	8.97	1299	1815	2470	2993				
175	1796	3.4 (III)	10.00	1333	1837	2520	3052				
166	1904	3.2 (III)	10.60	1357	1873	2563	3105				
159	1986	3.1 (III)	11.06	1368	1872	2576	3121				
150	2095	2.9 (III)	11.67	1391	1906	2616	3169				
134	2346	2.6 (III)	13.07	1427	1923	2666	3230				
122	2581	2.5 (III)	14.38	1460	1950	2718	3292				
112	2806	2.4 (III)	15.62	1481	1935	2738	3317				
105	2992	2.3 (III)	16.66	1505	1959	2777	3364				
95	3315	2.1 (III)	18.46	1537	1966	2819	3415				
86	3647	2.0 (III)	20.31	1569	1980	2864	3470				
72	4383	1.7 (II)	24.41	1618	1949	2914	3530				
65	4823	1.5 (II)	26.86	1647	1947	2950	3573				
82	3859	1.7 (II)	21.49	1577	1940	2860	3464	SK 773.1 - 112 MP/4	152.1	B93	
72	4351	1.5 (II)	24.23	1610	1924	2895	3506				
69	4560	1.6 (II)	25.39	1628	1941	2924	3542				
61	5141	1.4 (II)	28.63	1658	1910	2951	3575				
55	5716	1.3 (I)	31.83	1663	1834	2944	3567				
49	6422	1.1 (I)	35.77	1569	1769	2949	3573				
45	7013	1.1 (I)	39.06	1529	1750	2972	3601				
40	7798	1.0 (I)	43.43	1359	1616	2902	3548				
37	8548	0.9 (I)	47.61	1233	1521	2781	3519				
34	9213	0.8 (I)	51.31	1175	1487	2678	3530				
570	552	6.4 (III)	3.08	1197	1595	1798	2810	SK 871.1 - 112 MP/4	160.3	B76	
514	613	5.8 (III)	3.42	1237	1662	1798	2810				
452	698	4.6 (III)	3.88	1286	1748	1798	2810				
409	771	4.1 (III)	4.29	1326	1819	1798	2810				
333	947	3.4 (III)	5.27	1409	1966	1798	2810				
244	1290	1.9 (II)	7.18	1543	2180	1798	2810				






5.00 hp


P ₁ [hp]	n ₂ [rpm]	M ₂ [lb-in]	f _B (AGMA Class)	i _{ges}	F _R [lb]	F _A	F _{R VL} [lb]	F _{A VL}	Unit Type	lb	inch B
5.00	116	2726	4.8 (III)	15.18	2695	4047	4776	6649	SK 872.1 - 112 MP/4	224.9	B94
	103	3046	4.5 (III)	16.96	2777	4047	4920	6744			
	94	3352	4.1 (III)	18.67	2853	4047	5050	6744			
	60	5221	2.6 (III)	29.08	3198	4047	5620	6744			
	55	5746	2.5 (III)	32.00	3278	4047	5620	6744			
	50	6298	1.7 (II)	35.08	3344	4047	5620	6744			
	45	6961	1.7 (II)	38.77	3423	4047	5620	6744			
41	7661	1.6 (II)	42.67	3503	4047	5620	6744				
5.00	75	4218	3.5 (III)	23.49	3028	4047	5364	6744	SK 873.1 - 112 MP/4	229.3	B95
	68	4662	3.1 (III)	25.69	3108	4047	5507	6744			
	64	4951	2.9 (III)	27.57	3154	4047	5592	6744			
	58	5472	2.7 (III)	30.47	3235	4047	5620	6744			
	54	5789	2.6 (III)	32.24	3278	4047	5620	6744			
	49	6398	2.4 (III)	35.63	3358	4047	5620	6744			
	44	7125	2.1 (III)	39.68	3439	4047	5620	6744			
	39	8175	1.8 (II)	45.53	3543	4047	5620	6744			
	35	9036	1.7 (II)	50.32	3619	4047	5620	6744			
	32	9938	1.5 (II)	55.35	3684	4047	5620	6744			
	29	10966	1.4 (II)	61.07	3752	4047	5620	6744			
	26	12120	1.2 (I)	67.50	3820	4047	5620	6744			
	24	13339	1.1 (I)	74.29	3889	4047	5620	6744			
	21	14917	1.0 (I)	83.08	3940	4047	5620	6744			
19	16417	0.9 (I)	91.43	4001	4047	5620	6744				
17	18139	0.8 (I)	101.02	4029	4047	5620	6744				
5.00	397	793	6.7 (III)	4.42	1740	2288	2023	3147	SK 971.1 - 112 MP/4	192	B78
	348	905	5.3 (III)	5.04	1814	2428	2023	3147			
	319	988	4.3 (III)	5.50	1863	2525	2023	3147			
	257	1224	3.9 (III)	6.82	1991	2711	2023	3147			
41	7678	3.3 (III)	42.76	6132	4946	7057	8992	SK 972.1 - 112 MP/4	310.9	B96	
5.00	64	4888	5.4 (III)	27.22	5622	4946	7096	8992	SK 973.1 - 112 MP/4	315.3	B97
	57	5561	4.9 (III)	30.97	5841	4946	7087	8992			
	55	5737	4.9 (III)	31.95	5895	4946	7084	8992			
	50	6319	4.5 (III)	35.19	6067	4946	7077	8992			
	47	6709	4.2 (III)	37.36	6158	4946	7070	8992			
	41	7633	3.7 (III)	42.51	6129	4946	7056	8992			
	37	8546	3.3 (III)	47.60	6098	4946	7041	8992			
	34	9395	3.0 (III)	52.32	6069	4946	7027	8992			
	32	9994	2.8 (III)	55.66	6047	4946	7016	8992			
	29	10757	2.6 (III)	59.91	6019	4946	7002	8992			
	27	11848	2.4 (III)	65.98	5980	4946	6982	8992			
	26	12300	2.4 (III)	68.05	5959	4946	6972	8992			
	23	13547	2.2 (III)	75.44	5911	4946	6947	8992			
	23	13854	2.1 (III)	77.16	5898	4946	6941	8992			
	20	15482	1.9 (II)	86.22	5823	4946	6903	8992			
	18	17052	1.7 (II)	94.96	5755	4946	6867	8992			
	17	18895	1.5 (II)	105.23	5665	4946	6820	8992			
	15	21594	1.4 (II)	120.26	5517	4946	6743	8992			
	13	23783	1.2 (I)	132.45	5398	4946	6678	8992			
	11	28299	0.9 (I)	157.60	5105	4946	6524	8992			
10	31168	0.9 (I)	173.58	4909	4946	6418	8992				
9.8	32198	0.9 (I)	179.32	4824	4946	6374	8992				
8.9	35462	0.8 (I)	197.50	4337	4946	6238	8992				

NORDBLOC.1
Helical gear unit

7.50 hp



P_1 [hp]	n_2 [rpm]	M_2 [lb-in]	f_B (AGMA Class)	i_{ges}	F_R [lb]	F_A	$F_{R VL}$ [lb]	$F_{A VL}$	Unit Type		 inch
7.50	371	1274	6.2 (III)	4.77	1822	2954	2248	3372	SK 1071.1 - 132 SP/4	348.3	B80
	334	1413	5.6 (III)	5.29	1879	3080	2248	3372			
	272	1736	3.6 (III)	6.50	1996	3337	2248	3372			
	219	2161	2.9 (III)	8.09	2126	3372	2248	3372			
	1354	349	3.3 (III)	1.31	500	808	1124	1798	SK 571.1 - 132 SP/4	137.9	B74
	1046	452	3.0 (III)	1.69	537	875	1124	1798			
	793	596	2.4 (III)	2.23	576	945	1124	1798			
	708	668	2.2 (III)	2.50	592	972	1124	1798			
	606	781	1.9 (II)	2.92	1053	2673	1663	2673	SK 572.1 - 132 SP/4	153.2	B86
	541	873	1.9 (II)	3.27	1070	2813	1721	2813			
	462	1023	1.9 (II)	3.83	1086	3030	1805	3030			
	419	1128	1.8 (II)	4.22	1092	3180	1859	3180			
	378	1251	1.8 (II)	4.69	1095	3313	1916	3313			
	338	1397	1.7 (II)	5.23	1094	3372	1979	3372			
	301	1572	1.7 (II)	5.88	1086	3372	2047	3372			
	281	1683	1.7 (II)	6.30	1095	3372	2090	3372			
	236	2000	1.5 (II)	7.49	1056	3372	2192	3372			
	217	2178	1.5 (II)	8.15	997	3372	2236	3372			
	198	2383	1.4 (II)	8.92	881	3372	2275	3372			
	176	2681	1.3 (I)	10.04	828	3372	2281	3372			
	157	3004	1.2 (I)	11.25	731	3372	2225	3372			
		665	710	3.5 (III)	2.66	1943	3111	1943			
620		762	3.5 (III)	2.86	1987	3212	1987	3212			
576		820	3.5 (III)	3.07	2033	3320	2033	3320			
535		884	3.4 (III)	3.31	2082	3438	2082	3438			
495		956	3.3 (III)	3.58	2133	3567	2133	3567			
456		1036	3.4 (III)	3.88	2187	3710	2187	3710			
419		1127	3.3 (III)	4.22	2244	3870	2244	3870			
384		1231	3.2 (III)	4.61	2306	4030	2306	4030			
350		1352	3.1 (III)	5.06	2373	4145	2373	4145			
317		1492	2.9 (III)	5.59	2442	4270	2445	4270			
289		1633	2.8 (III)	6.12	2434	4376	2507	4376			
262		1803	2.6 (III)	6.75	2424	4496	2582	4496			
230		2052	2.3 (III)	7.68	2408	4496	2676	4496			
209		2265	2.1 (III)	8.48	2391	4496	2755	4496			
204		2314	2.0 (III)	8.66	2388	4496	2768	4496			
191		2471	1.9 (II)	9.25	2374	4496	2822	4496			
171		2768	1.8 (II)	10.37	2347	4496	2915	4496			
156		3039	1.7 (II)	11.38	2318	4496	2980	4496			
141	3355	1.5 (II)	12.56	2281	4496	3063	4496				
129	3660	1.4 (II)	13.70	2242	4496	3132	4496				
115	4100	1.3 (I)	15.35	2177	4496	3229	4496				
	1416	334	5.0 (III)	1.25	573	878	1686	2379	SK 771.1 - 132 SP/4	147.4	B75
	1153	410	4.8 (III)	1.54	610	948	1686	2520			
	822	575	4.3 (III)	2.15	673	1078	1686	2698			
	667	709	3.9 (III)	2.65	713	1166	1686	2698			
	523	904	2.5 (III)	3.38	761	1279	1686	2698			
	472	1001	2.3 (III)	3.75	782	1331	1686	2698			
	493	960	4.5 (III)	3.59	971	1262	1910	2314	SK 772.1 - 132 SP/4	191.8	B92
	461	1025	4.6 (III)	3.84	996	1327	1973	2390			
	401	1179	4.1 (III)	4.42	1025	1340	1998	2421			




7.50 hp

P_1 [hp]	n_2 [rpm]	M_2 [lb-in]	f_B (AGMA Class)	i_{ges}	F_R [lb]	F_A	$F_{R VL}$ [lb]	$F_{A VL}$	Unit Type	lb	inch B
7.50	376	1258	3.9 (III)	4.71	1047	1391	2040	2471	SK 772.1 - 132 SP/4	191.8	B92
	329	1438	3.5 (III)	5.38	1088	1470	2129	2580			
	286	1654	3.1 (III)	6.19	1114	1464	2137	2589			
	267	1772	3.0 (III)	6.63	1145	1559	2224	2694			
	232	2038	2.7 (III)	7.63	1167	1521	2216	2685			
	218	2168	2.6 (III)	8.12	1192	1563	2263	2741			
	197	2397	2.4 (III)	8.97	1221	1584	2307	2795			
	177	2671	2.3 (III)	10.00	1244	1574	2335	2829			
	167	2832	2.1 (III)	10.60	1266	1606	2375	2877			
	160	2953	2.1 (III)	11.06	1272	1588	2376	2879			
	152	3116	2.0 (III)	11.67	1292	1616	2412	2922			
	135	3489	1.8 (II)	13.07	1315	1594	2436	2951			
	123	3839	1.7 (II)	14.38	1340	1594	2468	2989			
	113	4173	1.6 (II)	15.62	1347	1535	2458	2978			
	106	4450	1.5 (II)	16.66	1364	1542	2485	3010			
	96	4930	1.4 (II)	18.46	1356	1504	2496	3023			
87	5425	1.3 (I)	20.31	1314	1480	2513	3045				
82	5739	1.2 (I)	21.49	1209	1393	2477	3000	SK 773.1 - 132 SP/4	195.1	B93	
	73	6471	1 (I)	24.23	1093	1307	2464				2985
	70	6781	1.1 (I)	25.39	1085	1309	2482				3007
	62	7646	0.9 (I)	28.63	937	1197	2453				2971
	56	8502	0.9 (I)	31.83	726	1026	2380				2884
1252	378	6.6 (III)	1.41	921	1105	1798	2810	SK 871.1 - 132 SP/4	203.3	B76	
	1180	401	6.2 (III)	1.50	938	1128	1798				2810
	1084	436	6.5 (III)	1.63	964	1164	1798				2810
	972	486	5.8 (III)	1.82	997	1211	1798				2810
	828	571	5.6 (III)	2.14	1047	1284	1798				2810
	708	668	5.3 (III)	2.50	1098	1356	1798				2810
	575	822	4.3 (III)	3.08	1169	1456	1798				2810
	518	912	3.9 (III)	3.42	1206	1509	1798				2810
	456	1037	3.1 (III)	3.88	1252	1574	1798				2810
	412	1146	2.8 (III)	4.29	1288	1626	1798				2810
	383	1235	2.6 (III)	4.63	1315	1661	1798				2810
	336	1408	2.3 (III)	5.27	1364	1721	1798				2810
	246	1918	1.3 (I)	7.18	1484	1899	1798				2810
192	2467	5.0 (III)	9.24	2262	3556	4094	5682	SK 872.1 - 132 SP/4	267.9	B94	
	170	2787	4.4 (III)	10.44	2333	3634	4226				5832
	158	3001	4.1 (III)	11.24	2388	3726	4317				5961
	142	3333	3.9 (III)	12.48	2452	3795	4436				6094
	128	3683	3.5 (III)	13.79	2517	3874	4555				6234
	117	4054	3.2 (III)	15.18	2582	3956	4672				6375
	104	4530	3.0 (III)	16.96	2650	4020	4804				6513
	95	4985	2.7 (III)	18.67	2716	4047	4925				6653
	77	6147	2.2 (III)	23.02	2842	4047	5182				6744
	70	6795	2.1 (III)	25.44	2905	4047	5309				6744
	63	7478	1.9 (II)	28.00	2969	4047	5435				6744
	61	7765	1.8 (II)	29.08	2985	4047	5478				6744
	55	8546	1.7 (II)	32.00	3047	4047	5605				6744
	50	9368	1.1 (I)	35.08	3088	4047	5620				6744
	46	10354	1.1 (I)	38.77	3142	4047	5620				6744
	41	11394	1.1 (I)	42.67	3197	4047	5620				6744


NORDBLOC.1
Helical gear unit

7.50 hp



P_1 [hp]	n_2 [rpm]	M_2 [lb-in]	f_B (AGMA Class)	i_{ges}	F_R [lb]	F_A	$F_{R VL}$ [lb]	$F_{A VL}$	Unit Type	lb	inch B
7.50	92	5166	2.7 (III)	19.34	2733	4047	4965	6682	SK 873.1 - 132 SP/4	272.3	B95
	83	5710	2.5 (III)	21.38	2798	4047	5090	6744			
	75	6273	2.3 (III)	23.49	2855	4047	5207	6744			
	68	6933	2.1 (III)	25.69	2918	4047	5334	6744			
	64	7363	2.0 (III)	27.57	2952	4047	5409	6744			
	58	8138	1.8 (II)	30.47	3012	4047	5538	6744			
	55	8610	1.7 (II)	32.24	3042	4047	5608	6744			
	50	9516	1.6 (II)	35.63	3099	4047	5620	6744			
	45	10597	1.4 (II)	39.68	3150	4047	5620	6744			
	39	12159	1.2 (I)	45.53	3213	4047	5620	6744			
	35	13439	1.1 (I)	50.32	3257	4047	5620	6744			
	32	14780	1.0 (I)	55.35	3285	4047	5620	6744			
	29	16310	0.9 (I)	61.07	3312	4047	5620	6744			
	26	18026	0.8 (I)	67.50	3337	3941	5620	6744			
618	764	6.9 (III)	2.86	2.86	1494	1799	2023	3147	SK 971.1 - 132 SP/4	235	B78
	535	883	6.0 (III)	3.31	1562	1901	2023	3147			
	483	979	5.4 (III)	3.67	1613	1978	2023	3147			
	438	1078	4.9 (III)	4.04	1661	2054	2023	3147			
	401	1179	4.5 (III)	4.42	1707	2123	2023	3147			
	351	1346	3.6 (III)	5.04	1776	2238	2023	3147			
	322	1469	2.9 (III)	5.50	1823	2314	2023	3147			
	298	1586	3.3 (III)	5.94	1865	2382	2023	3147			
	260	1821	2.6 (III)	6.82	1942	2515	2023	3147			
	90	5267	4.7 (III)	19.72	19.72	4984	4946	7091			
81		5872	4.2 (III)	21.99	5149	4946	7084	8992			
76		6192	3.3 (III)	23.19	5204	4946	7076	8992			
64		7386	3.1 (III)	27.66	5477	4946	7060	8992			
58		8089	3.1 (III)	30.29	5622	4946	7048	8992			
53		8909	2.9 (III)	33.36	5741	4946	7036	8992			
48		9931	2.6 (III)	37.19	5859	4946	7019	8992			
41		11419	2.2 (III)	42.76	5936	4946	6992	8992			
79	5987	4.1 (III)	22.42	22.42	5168	4946	7081	8992	SK 973.1 - 132 SP/4	358.3	B97
	69	6812	3.9 (III)	25.51	5360	4946	7069	8992			
	65	7270	3.7 (III)	27.22	5458	4946	7062	8992			
	57	8271	3.3 (III)	30.97	5656	4946	7046	8992			
	55	8533	3.3 (III)	31.95	5686	4946	7041	8992			
	50	9398	3.0 (III)	35.19	5777	4946	7027	8992			
	47	9978	2.8 (III)	37.36	5786	4946	7016	8992			
	42	11353	2.5 (III)	42.51	5847	4946	6991	8992			
	37	12711	2.2 (III)	47.60	5881	4946	6964	8992			
	34	13972	2.0 (III)	52.32	5890	4946	6937	8992			
	32	14863	1.9 (II)	55.66	5851	4946	6917	8992			
	30	15999	1.8 (II)	59.91	5800	4946	6891	8992			
	27	17621	1.6 (II)	65.98	5728	4946	6853	8992			
	26	18293	1.6 (II)	68.50	5690	4946	6834	8992			
	23	20148	1.4 (II)	75.44	5600	4946	6786	8992			
	23	20605	1.4 (II)	77.16	5576	4946	6773	8992			
	21	23026	1.3 (I)	86.22	5436	4946	6700	8992			
	19	25361	1.2 (I)	94.96	5302	4946	6628	8992			
	17	28102	1.0 (I)	105.23	5125	4946	6533	8992			
	15	32116	0.9 (I)	120.26	4831	4946	6378	8992			
13	35373	0.8 (I)	132.45	4357	4946	6242	8992				

 NORBLOC.1
Helical gear unit




10.0 hp

P ₁ [hp]	n ₂ [rpm]	M ₂ [lb-in]	f _B (AGMA Class)	i _{ges}	F _R [lb]	F _A [lb]	F _{R VL} [lb]	F _{A VL} [lb]	Unit Type	lb	inch B
10.00	446	1415	6.3 (III)	3.96	1694	2631	2248	3372	SK 1071.1 - 132 MP/4	363.8	B80
	400	1577	5.6 (III)	4.42	1749	2739	2248	3372			
	370	1703	4.6 (III)	4.77	1787	2809	2248	3372			
	334	1890	4.2 (III)	5.29	1842	2919	2248	3372			
	272	2321	2.7 (III)	6.50	1950	3133	2248	3372			
	218	2889	2.2 (III)	8.09	2069	3372	2248	3372			
	1350	467	2.4 (III)	1.31	476	688	1124	1798	SK 571.1 - 132 MP/4	153.3	B74
	1043	604	2.3 (III)	1.69	508	744	1124	1798			
	791	797	1.8 (II)	2.23	540	784	1124	1798			
	706	893	1.6 (II)	2.50	553	796	1124	1798			
	604	1044	1.4 (II)	2.92	874	2595	1627	2595	SK 572.1 - 132 MP/4	168.7	B86
	540	1167	1.4 (II)	3.27	876	2726	1683	2726			
	461	1368	1.4 (II)	3.83	867	2927	1761	2927			
	418	1509	1.3 (I)	4.22	856	3065	1811	3065			
	377	1673	1.3 (I)	4.69	839	3216	1865	3216			
	337	1868	1.3 (I)	5.23	814	3315	1922	3315			
	300	2101	1.3 (I)	5.88	778	3372	1984	3372			
	280	2250	1.3 (I)	6.30	774	3372	2025	3372			
	236	2674	1.2 (I)	7.49	680	3372	2033	3372			
	216	2912	1.1 (I)	8.15	582	3372	1963	3372			
	198	3186	1.0 (I)	8.92	402	3372	1815	3372			
	176	3585	1.0 (I)	10.04	301	3372	1755	3372			
	157	4017	0.9 (I)	11.25	141	3372	1636	3372			
		664	950	2.6 (III)	2.66	1917	3052	1917			
618		1020	2.6 (III)	2.86	1960	3149	1960	3149			
575		1097	2.6 (III)	3.07	2004	3253	2004	3253			
533		1182	2.5 (III)	3.31	2051	3365	2051	3365			
493		1278	2.5 (III)	3.58	2100	3488	2100	3488			
455		1385	2.6 (III)	3.88	2152	3624	2152	3624			
418		1507	2.5 (III)	4.22	2207	3775	2207	3775			
383		1646	2.4 (III)	4.61	2266	3946	2266	3946			
349		1807	2.4 (III)	5.06	2329	4058	2329	4058			
316		1995	2.2 (III)	5.59	2397	4175	2397	4175			
289		2184	2.1 (III)	6.12	2398	4271	2454	4271			
261		2410	1.9 (II)	6.75	2380	4391	2525	4391			
230		2744	1.7 (II)	7.68	2349	4496	2609	4496			
208		3028	1.5 (II)	8.48	2319	4496	2681	4496			
204		3094	1.5 (II)	8.66	2312	4496	2691	4496			
191		3304	1.4 (II)	9.25	2288	4496	2741	4496			
170		3701	1.4 (II)	10.37	2236	4496	2825	4496			
155		4064	1.2 (I)	11.38	2183	4496	2879	4496			
140		4486	1.1 (I)	12.56	2112	4496	2953	4496			
129		4894	1.0 (I)	13.70	2035	4496	3013	4496			
115	5483	1.0 (I)	15.35	1905	4496	3052	4496				
	1412	446	3.8 (III)	1.25	559	835	1686	2328	SK 771.1 - 132 MP/4	162.8	B75
	1149	548	3.6 (III)	1.54	593	899	1686	2463			
	819	769	3.2 (III)	2.15	651	1014	1686	2696			
	665	948	2.9 (III)	2.65	687	1082	1686	2698			
	521	1209	1.9 (II)	3.38	729	1147	1686	2698			
	471	1339	1.7 (II)	3.75	746	1171	1686	2698			


NORDBLOC.1
Helical gear unit

10.0 hp



P_1 [hp]	n_2 [rpm]	M_2 [lb-in]	f_B (AGMA Class)	i_{ges}	F_R [lb]	F_A	$F_{R VL}$ [lb]	$F_{A VL}$	Unit Type		
10.00	565	1116	3.8 (III)	3.12	916	1156	1829	2216	SK 772.1 - 132 MP/4	207.2	B92
	491	1283	3.4 (III)	3.59	940	1147	1843	2233			
	460	1371	3.4 (III)	3.84	965	1216	1913	2317			
	400	1577	3.0 (III)	4.42	986	1192	1915	2320			
	375	1682	2.9 (III)	4.71	1007	1239	1956	2370			
	328	1923	2.6 (III)	5.38	1044	1302	2044	2476			
	285	2211	2.3 (III)	6.19	1059	1242	2020	2447			
	266	2369	2.2 (III)	6.63	1091	1340	2119	2566			
	231	2724	2.0 (III)	7.63	1100	1248	2072	2510			
	217	2899	2.0 (III)	8.12	1123	1309	2117	2565			
	197	3205	1.8 (II)	8.97	1146	1327	2149	2603			
	176	3572	1.7 (II)	10.00	1160	1290	2156	2612			
	166	3786	1.6 (II)	10.60	1179	1337	2191	2655			
	160	3949	1.5 (II)	11.06	1180	1295	2181	2642			
	151	4166	1.5 (II)	11.67	1197	1328	2213	2681			
	135	4665	1.3 (I)	13.07	1123	1267	2209	2677			
	123	5133	1.2 (I)	14.38	1077	1239	2222	2692			
	113	5579	1.2 (I)	15.62	950	1126	2181	2642			
	106	5950	1.1 (I)	16.66	927	1124	2195	2659			
	96	6592	1.0 (I)	18.46	817	1030	2175	2635			
87	7253	1.0 (I)	20.31	728	961	2165	2623				
82	7674	0.9 (I)	21.49	568	790	2095	2538	SK 773.1 - 132 MP/4	210.5	B93	
70	9067	0.8 (I)	25.39	343	598	2040	2472				
1248	505	4.9 (III)	1.41	909	1034	1798	2810	SK 871.1 - 132 MP/4	218.7	B76	
1177	536	4.6 (III)	1.50	925	1055	1798	2810				
1081	583	4.9 (III)	1.63	950	1086	1798	2810				
969	650	4.4 (III)	1.82	982	1126	1798	2810				
826	763	4.2 (III)	2.14	1030	1188	1798	2810				
706	893	4.0 (III)	2.50	1078	1248	1798	2810				
574	1099	3.2 (III)	3.08	1144	1326	1798	2810				
517	1220	2.9 (III)	3.42	1179	1365	1798	2810				
454	1387	2.3 (III)	3.88	1221	1412	1798	2810				
411	1532	2.1 (III)	4.29	1254	1447	1798	2810				
382	1652	1.9 (II)	4.63	1279	1467	1798	2810				
335	1883	1.7 (II)	5.27	1323	1496	1798	2810				
269	2346	4.6 (III)	6.57	2000	3062	3683	5082				SK 872.1 - 132 MP/4
228	2759	4.2 (III)	7.73	2093	3236	3850	5291				
199	3169	3.7 (III)	8.87	2162	3299	3988	5435				
191	3299	3.7 (III)	9.24	2198	3373	4040	5524				
169	3726	3.3 (III)	10.44	2258	3420	4164	5647				
157	4013	3.1 (III)	11.24	2311	3507	4252	5771				
141	4456	2.9 (III)	12.48	2365	3547	4362	5879				
128	4925	2.6 (III)	13.79	2421	3600	4473	5996				
116	5420	2.4 (III)	15.18	2477	3659	4582	6116				
104	6057	2.3 (III)	16.96	2532	3682	4702	6220				
95	6666	2.0 (III)	18.67	2587	3731	4814	6334				
77	8220	1.7 (II)	23.02	2680	3730	5043	6500				
69	9085	1.6 (II)	25.44	2727	3733	5155	6585				
63	9998	1.4 (II)	28.00	2774	3748	5306	6675				
61	10383	1.3 (I)	29.08	2780	3705	5312	6672				
55	11427	1.2 (I)	32.00	2824	3703	5390	6744				

NORBLOC.1
Helical gear unit




10.0 hp

P_1 [hp]	n_2 [rpm]	M_2 [lb-in]	f_B (AGMA Class)	i_{ges}	F_R [lb]	F_A	$F_{R VL}$ [lb]	$F_{A VL}$	Unit Type		
10.00	91	6907	2.1 (III)	19.34	2597	3711	4849	6346	SK 873.1 - 132 MP/4	287.7	B95
	83	7634	1.9 (II)	21.38	2647	3733	4962	6444			
	75	8388	1.7 (II)	23.49	2689	3730	5065	6517			
	68	9270	1.6 (II)	25.69	2735	3731	5177	6599			
	64	9845	1.5 (II)	27.57	2757	3710	5272	6632			
	58	10881	1.4 (II)	30.47	2798	3689	5341	6698			
	55	11512	1.3 (I)	32.24	2814	3652	5366	6716			
	50	12724	1.2 (I)	35.63	2847	3604	5423	6744			
	44	14169	1.1 (I)	39.68	2869	3502	5456	6744			
	39	16258	0.9 (I)	45.53	2890	3346	5488	6744			
35	17970	0.8 (I)	50.32	2900	3216	5476	6743				
	856	736	6.5 (III)	2.06	1334	1514	2023	3147	SK 971.1 - 132 MP/4	250.4	B78
	706	893	5.9 (III)	2.50	1416	1621	2023	3147			
	617	1022	5.2 (III)	2.86	1476	1701	2023	3147			
	534	1181	4.5 (III)	3.31	1541	1789	2023	3147			
	481	1309	4.1 (III)	3.67	1590	1854	2023	3147			
	437	1442	3.7 (III)	4.04	1636	1918	2023	3147			
	400	1577	3.4 (III)	4.42	1679	1973	2023	3147			
	350	1799	2.7 (III)	5.04	1744	2066	2023	3147			
	321	1964	2.2 (III)	5.50	1789	2122	2023	3147			
	297	2120	2.5 (III)	5.94	1827	2172	2023	3147			
259	2435	2.0 (III)	6.82	1899	2266	2023	3147				
	130	4842	4.8 (III)	13.56	4397	4727	7097	8374	SK 972.1 - 132 MP/4	369.3	B96
	125	5057	4.7 (III)	14.16	4447	4748	7094	8443			
	111	5655	4.3 (III)	15.84	4591	4855	7086	8666			
	100	6304	3.9 (III)	17.65	4740	4946	7078	8905			
	89	7043	3.5 (III)	19.72	4880	4946	7066	8992			
	80	7851	3.2 (III)	21.99	5020	4946	7054	8992			
	76	8280	2.5 (III)	23.19	4916	4946	7043	8992			
	64	9876	2.3 (III)	27.66	5036	4946	7017	8992			
	58	10816	2.3 (III)	30.29	5090	4946	7001	8992			
	53	11912	2.2 (III)	33.36	5136	4946	6981	8992			
47	13279	1.9 (II)	37.19	5200	4946	6955	8992				
41	15268	1.7 (II)	42.76	5178	4946	6911	8992				
	79	8005	3.1 (III)	22.42	4971	4946	7050	8992	SK 973.1 - 132 MP/4	373.7	B97
	69	9108	2.9 (III)	25.51	5035	4946	7031	8992			
	65	9720	2.7 (III)	27.22	5060	4946	7021	8992			
	57	11059	2.5 (III)	30.97	5094	4946	6996	8992			
	55	11409	2.5 (III)	31.95	5099	4946	6990	8992			
	50	12566	2.3 (III)	35.19	5139	4946	6968	8992			
	47	13342	2.1 (III)	37.36	5099	4946	6950	8992			
	42	15180	1.9 (II)	42.51	5064	4946	6910	8992			
	37	16996	1.7 (II)	47.60	5004	4946	6867	8992			
	34	18683	1.5 (II)	52.32	4929	4946	6824	8992			
	32	19874	1.4 (II)	55.66	4866	4946	6792	8992			
	29	21393	1.3 (I)	59.91	4775	4946	6749	8992			
	27	23562	1.2 (I)	65.98	4694	4946	6685	8992			
	26	24460	1.2 (I)	68.50	4561	4946	6655	8992			
	23	26940	1.1 (I)	75.44	4440	4946	6574	8992			
	23	27552	1.1 (I)	77.16	4390	4946	6553	8992			
20	30788	0.9 (I)	86.22	4021	4711	6430	8992				
19	33910	0.9 (I)	94.96	3812	4570	6306	8992				


NORDBLOC.1
Helical gear unit

15.0 hp



P_1 [hp]	n_2 [rpm]	M_2 [lb-in]	f_B (AGMA Class)	i_{ges}	F_R [lb]	F_A	$F_{R VL}$ [lb]	$F_{A VL}$	Unit Type		
15.00	1116	847	6.6 (III)	1.59	1273	1762	2248	3372	SK 1071.1 - 160 MP/4	432.1	B80
	996	950	6.6 (III)	1.78	1318	1854	2248	3372			
	946	999	6.3 (III)	1.87	1339	1893	2248	3372			
	812	1164	6.0 (III)	2.18	1402	2003	2248	3372			
	699	1352	5.8 (III)	2.53	1468	2114	2248	3372			
	583	1621	5.5 (III)	3.04	1548	2246	2248	3372			
	513	1842	4.8 (III)	3.45	1607	2341	2248	3372			
	447	2116	4.2 (III)	3.96	1672	2447	2248	3372			
	401	2359	3.8 (III)	4.42	1724	2537	2248	3372			
	371	2547	3.1 (III)	4.77	1761	2589	2248	3372			
	219	4321	1.5 (II)	8.09	2023	3002	2248	3372			
566	1669	2.6 (III)	3.12	3.12	864	987	1728	2094	SK 772.1 - 160 MP/4	275.6	B92
	493	1919	2.3 (III)	3.59	875	925	1705	2066			
	461	2051	2.3 (III)	3.84	901	1002	1789	2167			
	401	2358	2.0 (III)	4.42	907	913	1747	2116			
	376	2516	2.0 (III)	4.71	926	953	1786	2163			
	329	2876	1.8 (II)	5.38	951	991	1871	2266			
	286	3307	1.6 (II)	6.19	878	839	1784	2162			
	267	3544	1.5 (II)	6.63	857	950	1905	2308			
	232	4075	1.3 (I)	7.63	753	745	1781	2158			
	218	4336	1.3 (I)	8.12	787	792	1824	2210			
	197	4793	1.2 (I)	8.97	736	759	1831	2218			
	177	5343	1.1 (I)	10.00	608	650	1796	2175			
	167	5663	1.1 (I)	10.60	617	672	1823	2209			
	160	5906	1.0 (I)	11.06	534	596	1790	2168			
	152	6231	1.0 (I)	11.67	538	613	1814	2197			
	135	6978	0.9 (I)	13.07	366	464	1756	2128			
	123	7678	0.8 (I)	14.38	256	377	1730	2096			
1252	755	3.3 (III)	1.41	1.41	881	871	1798	2762	SK 871.1 - 160 MP/4	287	B76
	1180	801	3.1 (III)	1.50	897	891	1798	2805			
	1084	872	3.2 (III)	1.63	919	922	1798	2810			
	972	973	2.9 (III)	1.82	948	958	1798	2810			
	828	1142	2.8 (III)	2.14	992	1000	1798	2810			
	708	1335	2.7 (III)	2.50	1035	1035	1798	2810			
	575	1643	2.2 (III)	3.08	1093	1072	1798	2810			
383	2470	1.3 (I)	4.63	1092	1099	1798	2810				
556	1699	4.4 (III)	3.18	3.18	1577	2166	2971	4111	SK 872.1 - 160 MP/4	351.6	B94
	479	1974	3.9 (III)	3.69	1646	2284	3097	4272			
	440	2151	3.7 (III)	4.03	1679	2323	3165	4342			
	378	2498	3.9 (III)	4.68	1750	2450	3296	4505			
	322	2938	3.5 (III)	5.50	1828	2592	3442	4683			
	313	3021	3.4 (III)	5.66	1827	2552	3457	4670			
	269	3509	3.1 (III)	6.57	1900	2688	3596	4833			
	229	4127	2.8 (III)	7.73	1979	2841	3750	5009			
	199	4739	2.5 (III)	8.87	2028	2885	3870	5101			
	192	4935	2.5 (III)	9.24	2065	3002	3922	5197			
	170	5574	2.2 (III)	10.44	2104	2987	4029	5267			
	158	6002	2.1 (III)	11.24	2152	3063	4111	5381			
	142	6665	2.0 (III)	12.48	2186	3045	4205	5438			
	128	7367	1.8 (II)	13.79	2224	3049	4300	5512			
	117	8108	1.6 (II)	15.18	2263	3061	4394	5590			
	104	9059	1.5 (II)	16.96	2290	3005	4484	5625			
	95	9970	1.4 (II)	18.67	2323	2996	4547	5688			
	77	12295	1.1 (I)	23.02	2352	2808	4594	5691			
	70	13589	1.0 (I)	25.44	2365	2719	4619	5695			
	63	14955	0.9 (I)	28.00	2381	2647	4637	5710			

NORDBLOC.1
Helical gear unit






15.0 hp


P_1 [hp]	n_2 [rpm]	M_2 [lb-in]	f_B (AGMA Class)	i_{ges}	F_R [lb]	F_A	$F_{R VL}$ [lb]	$F_{A VL}$	Unit Type		 inch
15.00	92	10332	1.4 (II)	19.34	2320	2936	4538	5665	SK 873.1 - 160 MP/4	356	B95
	83	11419	1.2 (I)	21.38	2344	2881	4580	5695			
	75	12546	1.2 (I)	23.49	2354	2789	4598	5692			
	68	13866	1.1 (I)	25.69	2366	2696	4621	5692			
	64	14726	1.0 (I)	27.57	2364	2607	4600	5665			
	58	16276	0.9 (I)	30.47	2192	2475	4575	5634			
	55	17220	0.9 (I)	32.24	2043	2363	4536	5586			
	1426	663	5.6 (III)	1.24	1117	1128	2023	3147	SK 971.1 - 160 MP/4	318.8	B78
	1225	771	4.8 (III)	1.44	1171	1212	2023	3147			
	1167	810	5.2 (III)	1.52	1188	1232	2023	3147			
	1082	874	4.9 (III)	1.64	1216	1266	2023	3147			
	972	973	4.9 (III)	1.82	1257	1315	2023	3147			
	858	1102	4.3 (III)	2.06	1304	1364	2023	3147			
	708	1335	4.0 (III)	2.50	1380	1447	2023	3147			
	618	1529	3.5 (III)	2.86	1435	1505	2023	3147			
	535	1767	3.0 (III)	3.31	1495	1566	2023	3147			
	483	1958	2.7 (III)	3.67	1539	1609	2023	3147			
	438	2157	2.5 (III)	4.04	1581	1650	2023	3147			
	298	3171	1.7 (II)	5.94	1749	1772	2023	3147			
	209	4516	4.6 (III)	8.45	3712	3897	6611	7157			
	188	5018	4.4 (III)	9.40	3834	4014	6801	7364			
	171	5527	4.0 (III)	10.35	3941	4097	6961	7537			
	153	6161	3.6 (III)	11.54	4068	4198	7080	7740			
	138	6867	3.4 (III)	12.86	4080	4219	7068	7881			
	131	7242	3.2 (III)	13.56	4156	4301	7064	8009			
	125	7563	3.1 (III)	14.16	4138	4292	7058	8052			
	112	8459	2.9 (III)	15.84	4171	4345	7043	8229			
	100	9429	2.6 (III)	17.65	4236	4430	7028	8431			
	90	10534	2.4 (III)	19.72	4196	4417	7007	8560			
	81	11743	2.1 (III)	21.99	4240	4486	6985	8755			
	76	12385	1.6 (II)	23.19	4026	4297	6967	8672			
	64	14772	1.6 (II)	27.66	4004	4327	6918	8933			
	58	16177	1.5 (II)	30.29	3975	4329	6887	8992			
	53	17818	1.4 (II)	33.36	3927	4316	6848	8992			
	48	19862	1.3 (I)	37.19	3884	4315	6796	8992			
	79	11974	2.1 (III)	22.42	4145	4402	6978	8712	SK 973.1 - 160 MP/4	442	B97
	69	13623	1.9 (II)	25.51	4096	4390	6944	8874			
	65	14539	1.8 (II)	27.22	4058	4374	6924	8949			
	57	16542	1.7 (II)	30.97	3955	4317	6878	8992			
	55	17066	1.7 (II)	31.95	3924	4298	6865	8992			
	50	18796	1.5 (II)	35.19	3863	4275	6822	8992			
	47	19956	1.4 (II)	37.36	3725	4167	6789	8992			
	42	22705	1.2 (I)	42.51	3503	4009	6710	8992			
	37	25421	1.1 (I)	47.60	3256	3826	6624	8992			
	34	27945	1.0 (I)	52.32	3008	3637	6537	8992			
	32	29727	1.0 (I)	55.66	2822	3494	6471	8992			
	30	31998	0.9 (I)	59.91	2576	3301	6382	8992			
	27	35242	0.8 (I)	65.98	2306	3102	6248	8992			

NORDBLOC.1
Helical gear unit

20.0 hp



P_1 [hp]	n_2 [rpm]	M_2 [lb-in]	f_B (AGMA Class)	i_{ges}	F_R [lb]	F_A	$F_{R VL}$ [lb]	$F_{A VL}$	Unit Type		 inch
20.00	1251	1008	5.5 (III)	1.42	1210	1570	2248	3372	SK 1071.1 - 160 LP/4	496	B80
	1119	1126	5.0 (III)	1.59	1251	1644	2248	3372			
	998	1262	5.0 (III)	1.78	1294	1723	2248	3372			
	949	1329	4.7 (III)	1.87	1313	1754	2248	3372			
	815	1547	4.5 (III)	2.18	1373	1869	2248	3372			
	701	1798	4.4 (III)	2.53	1435	1966	2248	3372			
	585	2156	4.1 (III)	3.04	1510	2073	2248	3372			
	515	2449	3.6 (III)	3.45	1564	2148	2248	3372			
	448	2813	3.1 (III)	3.96	1624	2228	2248	3372			
	402	3136	2.8 (III)	4.42	1671	2297	2248	3372			
	372	3387	2.3 (III)	4.77	1704	2328	2248	3372			
	219	5746	1.1 (I)	8.09	1929	2558	2248	3372			
	568	2219	1.9 (II)	3.12	812	826	1628	1972			
494	2552	1.7 (II)	3.59	805	714	1569	1900				
462	2726	1.7 (II)	3.84	793	803	1666	2018				
402	3135	1.5 (II)	4.42	718	653	1579	1913				
377	3346	1.5 (II)	4.71	746	687	1616	1958				
330	3824	1.3 (II)	5.38	615	709	1699	2058				
287	4397	1.2 (II)	6.19	487	474	1550	1877				
268	4712	1.1 (II)	6.63	443	604	1693	2051				
233	5418	1.0 (II)	7.63	271	301	1492	1808				
219	5765	1.0 (II)	8.12	301	339	1533	1858				
198	6373	0.9 (I)	8.97	208	269	1515	1835				
177	7104	0.8 (I)	10.00	10	105	1437	1741				
1255	1004	2.5 (III)	1.41	854	718	1798	2656	SK 871.1 - 160 LP/4	351	B76	
1183	1065	2.3 (III)	1.50	868	730	1798	2695				
1087	1160	2.4 (III)	1.63	889	750	1798	2753				
975	1293	2.2 (III)	1.82	915	771	1798	2810				
830	1518	2.1 (III)	2.14	921	805	1798	2810				
710	1775	2.0 (III)	2.50	900	828	1798	2810				
577	2185	1.6 (II)	3.08	843	830	1798	2810				
558	2259	3.3 (III)	3.18	1527	2010	2927	3987	SK 872.1 - 160 LP/4	415.6	B94	
480	2624	3.0 (III)	3.69	1590	2105	3047	4132				
441	2859	2.8 (III)	4.03	1616	2119	3110	4184				
380	3321	2.9 (III)	4.68	1679	2215	3233	4329				
323	3906	2.6 (III)	5.50	1747	2316	3370	4482				
314	4017	2.5 (III)	5.66	1739	2250	3380	4450				
270	4665	2.3 (III)	6.57	1801	2338	3509	4587				
230	5487	2.1 (III)	7.73	1865	2427	3650	4728				
200	6301	1.9 (II)	8.87	1894	2385	3782	4769				
192	6561	1.9 (II)	9.24	1932	2511	3806	4871				
170	7411	1.7 (II)	10.44	1952	2444	3892	4889				
158	7981	1.6 (II)	11.24	1994	2551	3977	4992				
142	8862	1.5 (II)	12.48	2008	2482	4001	5000				
129	9795	1.3 (II)	13.79	2028	2452	4040	5030				
117	10780	1.2 (II)	15.18	2050	2438	4085	5067				
105	12045	1.1 (II)	16.96	2049	2294	4084	5034				
95	13256	1.0 (II)	18.67	2056	2239	4098	5047				
92	13737	1.0 (II)	19.34	1931	2115	4052	4989	SK 873.1 - 160 LP/4	420	B95	
83	15183	0.9 (I)	21.38	1748	1973	4021	4951				
76	16681	0.9 (I)	23.49	1511	1769	3956	4872				




20.0 hp
25.0 hp


P_1 [hp]	n_2 [rpm]	M_2 [lb-in]	f_B (AGMA Class)	i_{ges}	F_R [lb]	F_A	$F_{R VL}$ [lb]	$F_{A VL}$	Unit Type						
20.00	1430	882	4.2 (III)	1.24	1097	1012	2023	3147	SK 971.1 - 160 LP/4	382.7	B78				
	1229	1026	3.6 (III)	1.44	1148	1082	2023	3147							
	1171	1077	3.9 (III)	1.52	1164	1095	2023	3147							
	1085	1162	3.7 (III)	1.64	1191	1131	2023	3147							
	975	1293	3.7 (III)	1.82	1229	1182	2023	3147							
	861	1465	3.3 (III)	2.06	1274	1218	2023	3147							
	710	1775	3.0 (III)	2.50	1344	1277	2023	3147							
	620	2032	2.6 (III)	2.86	1395	1315	2023	3147							
	537	2349	2.3 (III)	3.31	1450	1351	2023	3147							
	484	2604	2.0 (III)	3.67	1489	1373	2023	3147							
	440	2868	1.9 (II)	4.04	1526	1394	2023	3147							
	20.00	338	3728	4.7 (III)	5.25	3159	3034	5713				6185	SK 972.1 - 160 LP/4	501.6	B96
288		4382	4.2 (III)	6.17	3292	3174	5922	6412							
266		4747	4.2 (III)	6.68	3402	3378	6104	6609							
247		5108	3.9 (III)	7.19	3426	3398	6171	6682							
210		6004	3.5 (III)	8.45	3484	3553	6382	6910							
189		6672	3.3 (III)	9.40	3570	3707	6558	7101							
172		7349	3.0 (III)	10.35	3613	3764	6697	7251							
154		8192	2.7 (III)	11.54	3669	3837	6862	7429							
138		9130	2.5 (III)	12.86	3608	3801	6948	7522							
131		9629	2.4 (III)	13.56	3676	3877	7024	7645							
125		10056	2.3 (III)	14.16	3625	3838	7016	7663							
112		11246	2.2 (III)	15.84	3598	3838	6994	7795							
101		12537	2.0 (III)	17.65	3612	3879	6970	7959							
90		14006	1.8 (II)	19.72	3483	3787	6937	8020							
81		15614	1.6 (II)	21.99	3464	3801	6903	8168							
20.00	79	15920	1.6 (II)	22.42	3324	3675	6893	8091	SK 973.1 - 160 LP/4	506	B97				
	70	18113	1.5 (II)	25.51	3162	3564	6839	8167							
	65	19331	1.4 (II)	27.22	3062	3492	6806	8195							
	57	21994	1.2 (I)	30.97	2822	3315	6731	8223							
	56	22690	1.2 (I)	31.95	2755	3264	6710	8224							
	50	24991	1.1 (I)	35.19	2594	3154	6640	8267							
	48	26533	1.1 (I)	37.36	2360	2960	6586	8192							
	42	30188	0.9 (I)	42.51	1950	2635	6453	8112							
	37	33800	0.8 (I)	47.60	1518	2288	6308	7993							
25.00	1254	1256	4.4 (III)	1.42	1189	1465	2248	3372	SK 1071.1 - 180 MP/4	568.8	B80				
	1122	1404	4.0 (III)	1.59	1229	1528	2248	3372							
	1001	1574	4.0 (III)	1.78	1270	1596	2248	3372							
	951	1656	3.8 (III)	1.87	1288	1620	2248	3372							
	917	1718	3.7 (III)	1.94	1302	1650	2248	3372							
	817	1928	3.6 (III)	2.18	1345	1714	2248	3372							
	703	2241	3.5 (III)	2.53	1403	1819	2248	3372							
	586	2687	3.3 (III)	3.04	1473	1904	2248	3372							
	516	3052	2.9 (III)	3.45	1522	1958	2248	3372							
	449	3507	2.5 (III)	3.96	1576	2015	2248	3372							
	25.00	1259	1251	2.0 (III)	1.41	712	573	1798				2550	SK 871.1 - 180 MP/4	423.7	B76
		1187	1328	1.9 (II)	1.50	708	579	1798				2585			
1090		1446	2.0 (III)	1.63	702	589	1798	2638							
977		1612	1.8 (II)	1.82	686	596	1798	2702							
833		1892	1.7 (II)	2.14	658	607	1798	2798							
712		2213	1.6 (II)	2.50	604	602	1798	2810							

NORDBLOC.1
Helical gear unit

25.0 hp



P_1 [hp]	n_2 [rpm]	M_2 [lb-in]	f_B (AGMA Class)	i_{ges}	F_R [lb]	F_A	$F_{R VL}$ [lb]	$F_{A VL}$	Unit Type	lb	inch B
25.00	560	2816	2.6 (III)	3.18	1477	1857	2883	3862	SK 872.1 - 180 MP/4	488.3	B94
	482	3271	2.4 (III)	3.69	1533	1931	2997	3993			
	442	3564	2.2 (III)	4.03	1553	1922	3054	4028			
	381	4140	2.4 (III)	4.68	1608	1988	3171	4153			
	324	4869	2.1 (III)	5.50	1666	2053	3299	4283			
	315	5007	2.0 (III)	5.66	1652	1963	3304	4231			
	271	5815	1.9 (II)	6.57	1702	2008	3444	4341			
	230	6839	1.7 (II)	7.73	1753	2041	3543	4448			
	201	7855	1.5 (II)	8.87	1762	1925	3557	4438			
	193	8178	1.5 (II)	9.24	1801	2052	3641	4548			
	171	9238	1.3 (I)	10.44	1800	1909	3637	4512			
	158	9948	1.2 (I)	11.24	1836	1989	3716	4606			
	143	11047	1.2 (I)	12.48	1831	1848	3706	4565			
	129	12209	1.1 (I)	13.79	1751	1751	3696	4551			
	117	13437	1.0 (I)	15.18	1631	1672	3693	4548			
	1434	1099	3.4 (III)	1.24	1076	901	2023	3147			
1232	1279	2.9 (III)	1.44	1126	959	2023	3147				
1174	1342	3.2 (III)	1.52	1141	965	2023	3147				
1088	1448	2.9 (III)	1.64	1166	992	2023	3147				
977	1612	3.0 (III)	1.82	1202	1033	2023	3147				
863	1826	2.6 (III)	2.06	1243	1067	2023	3147				
712	2213	2.4 (III)	2.50	1309	1111	2023	3147				
622	2533	2.1 (III)	2.86	1355	1130	2023	3147				
538	2928	1.8 (II)	3.31	1385	1144	2023	3147				
477	3306	4.9 (III)	3.74	2818	2587	5163	5590	SK 972.1 - 180 MP/4	574.3	B96	
390	4036	4.4 (III)	4.56	2992	2782	5440	5890				
339	4647	3.8 (III)	5.25	3002	2805	5561	6021				
288	5463	3.4 (III)	6.17	3039	2898	5743	6219				
266	5917	3.4 (III)	6.68	3191	3101	5931	6422				
247	6367	3.1 (III)	7.19	3151	3084	5977	6472				
211	7484	2.8 (III)	8.45	3161	3170	6155	6664				
189	8317	2.6 (III)	9.40	3226	3307	6316	6839				
172	9160	2.4 (III)	10.35	3239	3383	6434	6967				
154	10211	2.2 (III)	11.54	3262	3478	6576	7121				
138	11381	2.0 (III)	12.86	3138	3385	6617	7166				
131	12003	1.9 (II)	13.56	3199	3456	6726	7283				
126	12535	1.9 (II)	14.16	3115	3386	6720	7276				
112	14018	1.7 (II)	15.84	3028	3334	6800	7362				
101	15627	1.6 (II)	17.65	2992	3331	6903	7488				
90	17459	1.4 (II)	19.72	2774	3160	6857	7483				
81	19462	1.3 (I)	21.99	2692	3120	6807	7584				
79	19844	1.2 (I)	22.42	2508	2952	6793	7473	SK 973.1 - 180 MP/4	578.7	B97	
70	22578	1.2 (I)	25.51	2233	2743	6714	7465				
65	24096	1.1 (I)	27.22	2071	2616	6667	7445				
57	27416	1.0 (I)	30.97	1695	2318	6555	7373				
56	28283	1.0 (I)	31.95	1593	2236	6524	7347				
51	31151	0.9 (I)	35.19	1332	2027	6418	7315				
48	33073	0.9 (I)	37.36	1002	1677	6338	7168				




30.0 hp

P_1 [hp]	n_2 [rpm]	M_2 [lb-in]	f_B (AGMA Class)	i_{ges}	F_R [lb]	F_A	$F_{R VL}$ [lb]	$F_{A VL}$	Unit Type	lb	inch B
30.00	1254	1508	3.7 (III)	1.42	1170	1363	2248	3372	SK 1071.1 - 180 LP/4	568.8	B80
	1122	1685	3.3 (III)	1.59	1208	1417	2248	3372			
	1001	1888	3.3 (III)	1.78	1247	1473	2248	3372			
	951	1987	3.2 (III)	1.87	1264	1490	2248	3372			
	917	2062	3.0 (III)	1.94	1278	1518	2248	3372			
	817	2314	3.0 (III)	2.18	1317	1566	2248	3372			
	703	2689	2.9 (III)	2.53	1372	1657	2248	3372			
	586	3225	2.7 (III)	3.04	1436	1738	2248	3372			
	516	3663	2.4 (III)	3.45	1481	1774	2248	3372			
	449	4208	2.1 (III)	3.96	1529	1806	2248	3372			
1259	1502	1502	1.7 (II)	1.41	509	435	1798	2446	SK 871.1 - 180 LP/4	423.7	B76
	1187	1593	1.6 (II)	1.50	497	435	1798	2477			
	1090	1735	1.6 (II)	1.63	481	436	1798	2524			
	977	1935	1.5 (II)	1.82	447	431	1798	2580			
	833	2271	1.4 (II)	2.14	393	422	1798	2663			
	712	2656	1.3 (I)	2.50	308	393	1798	2732			
560	3379	3379	2.2 (III)	3.18	1429	1709	2842	3740	SK 872.1 - 180 LP/4	488.3	B94
	482	3925	2.0 (III)	3.69	1478	1762	2950	3856			
	442	4277	1.9 (II)	4.03	1492	1730	3002	3873			
	381	4967	2.0 (III)	4.68	1539	1769	3111	3980			
	324	5842	1.7 (II)	5.50	1587	1799	3245	4085			
	315	6008	1.7 (II)	5.66	1565	1686	3198	4014			
	271	6978	1.6 (II)	6.57	1605	1693	3278	4097			
	230	8207	1.4 (II)	7.73	1641	1676	3355	4171			
	201	9425	1.3 (I)	8.87	1630	1494	3334	4110			
	193	9814	1.2 (I)	9.24	1671	1622	3424	4226			
	171	11085	1.1 (I)	10.44	1502	1413	3361	4138			
	158	11937	1.0 (I)	11.24	1533	1472	3428	4222			
	143	13256	1.0 (I)	12.48	1288	1270	3354	4131			
	129	14651	0.9 (I)	13.79	1092	1118	3307	4073			
117	16124	0.8 (I)	15.18	915	986	3271	4028				
1434	1319	1319	2.8 (III)	1.24	1057	794	2023	3147	SK 971.1 - 180 LP/4	455.5	B78
	1232	1534	2.4 (III)	1.44	1104	840	2023	3147			
	1174	1610	2.6 (III)	1.52	1118	840	2023	3147			
	1088	1738	2.4 (III)	1.64	1142	860	2023	3147			
	977	1935	2.5 (III)	1.82	1176	890	2023	3147			
	863	2191	2.2 (III)	2.06	1205	907	2023	3147			
	712	2656	2.0 (III)	2.50	1168	934	2023	3147			
	622	3040	1.7 (II)	2.86	1123	945	2023	3147			
	538	3514	1.5 (II)	3.31	1053	941	2023	3147			
	535	3535	3535	4.3 (III)	3.33	2684	2378	4933			
477		3967	4.1 (III)	3.74	2721	2437	5057	5476			
390		4843	3.7 (III)	4.56	2842	2606	5319	5760			
339		5577	3.2 (III)	5.25	2787	2585	5412	5860			
288		6555	2.8 (III)	6.17	2788	2633	5569	6029			
266		7100	2.8 (III)	6.68	2947	2837	5762	6238			
247		7640	2.6 (III)	7.19	2877	2786	5787	6266			
211		8981	2.3 (III)	8.45	2838	2809	5930	6422			
189		9980	2.2 (III)	9.40	2882	2911	6077	6581			
172		10992	2.0 (III)	10.35	2866	2944	6175	6687			
154		12254	1.8 (II)	11.54	2856	2997	6294	6815			
138		13657	1.7 (II)	12.86	2668	2836	6291	6812			


NORDBLOC.1
Helical gear unit

30.0 hp 40.0 hp



NORDBLOC.1
Helical gear unit

P ₁ [hp]	n ₂ [rpm]	M ₂ [lb-in]	f _B (AGMA Class)	i _{ges}	F _R [lb]	F _A	F _{R VL} [lb]	F _{A VL}	Unit Type	lb	inch	
30.00	131	14403	1.6 (II)	13.56	2722	2940	6394	6924	SK 972.1 - 180 LP/4	574.3	B96	
	126	15042	1.6 (II)	14.16	2604	2825	6365	6892				
	112	16822	1.4 (II)	15.84	2457	2725	6404	6933				
	101	18752	1.3 (I)	17.65	2370	2704	6485	7021				
	90	20951	1.2 (I)	19.72	2062	2415	6418	6948				
	81	23355	1.1 (I)	21.99	1918	2332	6468	7002				
	79	23813	1.0 (I)	22.42	1688	2068	6334	6857	SK 973.1 - 180 LP/4	578.7	B97	
	70	27093	1.0 (I)	25.51	1301	1720	6247	6765				
	65	28915	0.9 (I)	27.22	1076	1515	6186	6699				
	57	32899	0.8 (I)	30.97	563	1046	6023	6522				
	56	33940	0.8 (I)	31.95	425	919	5974	6470				
	40.00	1258	2005	2.8 (III)	1.42	1131	1164	2248	3372	SK 1071.1 - 225 RP/4	921.5	B80
		1125	2240	2.5 (III)	1.59	1165	1201	2248	3372			
		1004	2511	2.5 (III)	1.78	1200	1237	2248	3372			
954		2642	2.4 (III)	1.87	1215	1242	2248	3372				
920		2742	2.3 (III)	1.94	1227	1264	2248	3372				
819		3077	2.3 (III)	2.18	1262	1284	2248	3372				
705		3575	2.2 (III)	2.53	1308	1339	2248	3372				
588		4287	2.1 (III)	3.04	1362	1371	2248	3372				
1438		1753	2.1 (III)	1.24	852	588	2023	3147	SK 971.1 - 225 RP/4	808.2	B78	
1236		2040	1.8 (II)	1.44	857	615	2023	3147				
1177		2141	2.0 (III)	1.52	828	604	2023	3147				
1091		2311	1.8 (II)	1.64	818	611	2023	3147				
980		2572	1.9 (II)	1.82	801	622	2023	3147				
865		2913	1.6 (II)	2.06	742	609	2023	3147				
714		3531	1.5 (II)	2.50	637	586	2023	3147				
536		4700	3.2 (III)	3.33	2412	2119	4742	5134				SK 972.1 - 225 RP/4
478		5275	3.1 (III)	3.74	2417	2144	4843	5244				
392		6439	2.7 (III)	4.56	2494	2264	5076	5496				
340		7415	2.4 (III)	5.25	2360	2160	5112	5535				
289		8716	2.1 (III)	6.17	2286	2126	5216	5648				
267		9441	2.1 (III)	6.68	2459	2333	5420	5869				
248		10159	2.0 (III)	7.19	2330	2220	5404	5851				
211		11941	1.7 (II)	8.45	2196	2136	5481	5935				
190		13270	1.7 (II)	9.40	2198	2181	5599	6063				
172		14615	1.5 (II)	10.35	2124	2143	5657	6125				
155		16292	1.4 (II)	11.54	2048	2113	5731	6204				
139		18159	1.3 (I)	12.86	1733	1826	5640	6105				
132		19151	1.2 (I)	13.56	1772	1896	5733	6206				
126	20000	1.2 (I)	14.16	1589	1721	5658	6125					



50.0 hp
60.0 hp

P_1 [hp]	n_2 [rpm]	M_2 [lb-in]	f_B (AGMA Class)	i_{ges}	F_R [lb]	F_A	$F_{R VL}$ [lb]	$F_{A VL}$	Unit Type					
50.00	1258	2506	2.2 (III)	1.42	1093	971	2248	3372	SK 1071.1 - 225 SP/4	954.6	B80			
	1125	2800	2.0 (III)	1.59	1123	993	2248	3372						
	1004	3139	2.0 (III)	1.78	1123	1011	2248	3372						
	954	3303	1.9 (II)	1.87	1099	1004	2248	3372						
	920	3427	1.8 (II)	1.94	1108	1022	2248	3372						
	819	3846	1.8 (II)	2.18	1060	1017	2248	3372						
	705	4469	1.8 (II)	2.53	1027	1040	2248	3372						
	588	5359	1.7 (II)	3.04	924	1023	2248	3372						
	1438	2192	1.7 (II)	1.24	516	391	2023	3147				SK 971.1 - 225 SP/4	841.3	B78
	1236	2550	1.5 (II)	1.44	494	401	2023	3147						
	1177	2677	1.6 (II)	1.52	449	380	2023	3147						
	1091	2889	1.5 (II)	1.64	421	376	2023	3147						
	980	3216	1.5 (II)	1.82	379	370	2023	3147						
	865	3641	1.3 (I)	2.06	279	332	2023	3147						
714	4414	1.2 (I)	2.50	104	268	2023	3147							
50.00	536	5875	2.6 (III)	3.33	2141	1868	4553	4930	SK 972.1 - 225 SP/4	960.1	B96			
	478	6594	2.4 (III)	3.74	2113	1859	4632	5015						
	392	8049	2.2 (III)	4.56	2147	1933	4835	5235						
	340	9268	1.9 (II)	5.25	1934	1752	4815	5213						
	289	10894	1.7 (II)	6.17	1784	1644	4867	5270						
	267	11801	1.7 (II)	6.68	1972	1856	5082	5502						
	248	12698	1.6 (II)	7.19	1783	1687	5024	5440						
	211	14926	1.4 (II)	8.45	1553	1508	5035	5451						
	190	16587	1.3 (I)	9.40	1513	1507	5125	5548						
	172	18269	1.2 (I)	10.35	1379	1409	5141	5565						
	155	20365	1.1 (I)	11.54	1238	1312	5169	5596						
	139	22698	1.0 (I)	12.86	796	916	4988	5402						
	132	23938	1.0 (I)	13.56	820	965	5072	5492						
	126	25000	0.9 (I)	14.16	571	738	4951	5361						
	60.00	1258	3007	1.9 (II)	1.42	879	784	2248				3372	SK 1071.1 - 225 MP/4	1031.8
1125		3360	1.7 (II)	1.59	857	791	2248	3372						
1004		3766	1.7 (II)	1.78	823	793	2248	3372						
954		3964	1.6 (II)	1.87	786	776	2248	3372						
920		4112	1.5 (II)	1.94	789	789	2248	3372						
819		4615	1.5 (II)	2.18	712	760	2248	3372						
705		5362	1.5 (II)	2.53	643	756	2248	3372						

NORDBLOC.1
Helical gear unit









Notes


A large grid of light blue horizontal and vertical lines, providing a space for writing notes. The grid is approximately 40 columns wide and 60 rows high. The lines are evenly spaced and cover most of the page's area.



NORDBLOC.1[®] Helical Gear Units



SK 071.1
SK 171.1
SK 371.1



NORDBLOC.1
Helical gear unit

	i_{ges}	n_2	M_{2max}	W				NEMA					
				P_{1max}		$f_B \geq 1$		$f_B \Rightarrow B4 - 49$					
				$n_1 = 1750min^{-1}$	$n_1 = 1150min^{-1}$	$n_1 = 875min^{-1}$	$n_1 = 580min^{-1}$	56C	140TC	180TC	210TC	250TC	280TC
[min ⁻¹]	[lb-in]	[hp]	[hp]	[hp]	[hp]	(1 hp)	(2 hp)	(5 hp)	(10 hp)	(20 hp)	(30 hp)		
SK 071.1	11.00	159	53	0.13	0.09	0.07	0.04	*	*				
W	7.29	240	106	0.40	0.27	0.20	0.13	*	*				
$\frac{in}{in}$	5.56	315	133	0.66	0.44	0.33	0.22	*	*				
$\Rightarrow B98$	4.80	365	150	0.87	0.57	0.43	0.29	*	*				
	3.70	473	177	1.33	0.87	0.66	0.44	*	*				
	2.69	651	204	2.11	1.38	1.05	0.70		*				
NEMA	2.27	771	186	2.28	1.50	1.14	0.75		*				
$\frac{in}{in}$	2.00	875	221	<i>3.00</i>	<i>2.00</i>	<i>1.50</i>	<i>1.00</i>		*				
$\Rightarrow B100$	1.19	1471	221	<i>3.00</i>	<i>2.00</i>	<i>1.50</i>	<i>1.00</i>		*				
	1.07	1636	212	<i>3.00</i>	<i>2.00</i>	<i>1.50</i>	<i>1.00</i>		*				
SK 171.1	14.00	125	71	0.14	0.09	0.07	0.05	*	*				
W	9.29	188	150	0.45	0.29	0.22	0.15	*	*				
$\frac{in}{in}$	7.75	226	186	0.67	0.44	0.33	0.22	*	*				
$\Rightarrow B98$	6.20	282	230	1.03	0.68	0.52	0.34	*	*				
	4.80	365	301	1.74	1.14	0.87	0.58		*				
	3.46	506	398	3.19	2.10	1.60	1.06		*				
	3.05	574	319	2.90	1.91	1.45	0.96		*				
NEMA	2.71	646	398	<i>3.00</i>	<i>2.00</i>	<i>1.50</i>	<i>1.00</i>		*				
$\frac{in}{in}$	2.08	841	469	<i>3.00</i>	<i>2.00</i>	<i>1.50</i>	<i>1.00</i>		*				
$\Rightarrow B100$	1.96	893	443	<i>3.00</i>	<i>2.00</i>	<i>1.50</i>	<i>1.00</i>		*				
	1.15	1522	336	<i>3.00</i>	<i>2.00</i>	<i>1.50</i>	<i>1.00</i>		*				
	1.07	1636	319	<i>3.00</i>	<i>2.00</i>	<i>1.50</i>	<i>1.00</i>		*				
SK 371.1	10.86	161	204	0.52	0.34	0.26	0.17	*	*				
W	9.12	192	257	0.78	0.51	0.39	0.26	*	*				
$\frac{in}{in}$	8.11	216	274	0.94	0.62	0.47	0.31	*	*				
$\Rightarrow B98$	7.20	243	310	1.20	0.79	0.60	0.40		*				
	5.50	318	443	2.24	1.47	1.12	0.74		*				
	4.40	398	558	3.52	2.31	1.76	1.17		*				
	3.10	565	690	6.18	4.06	3.09	2.05		*				
	2.73	641	735	7.48	4.91	3.74	2.48		*				
NEMA	2.46	711	735	<i>7.50</i>	<i>5.00</i>	<i>3.00</i>	<i>2.00</i>		*				
$\frac{in}{in}$	2.00	875	708	<i>7.50</i>	<i>5.00</i>	<i>3.00</i>	<i>2.00</i>		*				
$\Rightarrow B101$	1.75	1000	655	<i>7.50</i>	<i>5.00</i>	<i>3.00</i>	<i>2.00</i>		*				
	1.54	1136	593	<i>7.50</i>	<i>5.00</i>	<i>3.00</i>	<i>2.00</i>		*				
	1.29	1357	522	<i>7.50</i>	<i>5.00</i>	<i>3.00</i>	<i>2.00</i>		*				
	1.12	1563	469	<i>7.50</i>	<i>5.00</i>	<i>3.00</i>	<i>2.00</i>		*				

* Caution: do not exceed the maximum drive power P_{1max} according to the Type W column.
The italicized power values shown are not the mechanical limit and may be increased through discussion with NORD engineering.

Gear Unit	Total Weight [lbs]			
	W	56C	140TC	180TC
SK 071.1	9	9	9	-
SK 171.1	11	11	11	-
SK 371.1	20	16	16	20



SK 571.1
SK 771.1
SK 871.1

	i_{ges}	n_2 $n_1 =$ 1750min ⁻¹ [min ⁻¹]	M_{2max} $f_B = 1$ [lb-in]	W				NEMA							
				P_{1max}				$f_B \Rightarrow$ B4 – 49							
				$n_1 =$ 1750min ⁻¹ [hp]	$n_1 =$ 1150min ⁻¹ [hp]	$n_1 =$ 875min ⁻¹ [hp]	$n_1 =$ 580min ⁻¹ [hp]	56C (1 hp)	140TC (2 hp)	180TC (5 hp)	210TC (10 hp)	250TC (20 hp)	280TC (30 hp)		
SK 571.1	9.50	184	460	1.34	0.88	0.67	0.45		*						
W	7.40	236	637	2.38	1.56	1.19	0.79								
$\frac{1}{in}$	6.00	292	797	3.69	2.42	1.84	1.22								
\Rightarrow B98	5.46	320	903	4.57	3.00	2.29	1.52			*					
	4.38	299	1106	6.58	4.60	3.50	2.32								
	3.42	512	1213	7.01	4.60	3.50	2.00								
NEMA	2.82	621	1460	7.52	4.94	3.76	2.00								
$\frac{1}{in}$	2.50	700	1460	9.93	7.50	5.73	2.00				*				
\Rightarrow B102	2.23	784	1407	10.00	7.96	6.05	2.00				*				
	1.69	1034	1372	10.00	8.21	6.25	2.00								
	1.31	1338	1142	10.00	8.21	6.25	2.00								
SK 771.1	13.10	134	628	1.33	0.88	0.67	0.44		*						
W	10.30	170	850	2.29	1.51	1.15	0.76								
$\frac{1}{in}$	7.69	228	1301	4.70	3.09	2.35	1.56			*					
\Rightarrow B98	6.23	281	1522	5.98	4.45	3.38	2.25				*				
	5.41	324	1452	4.56	2.99	2.28	2.47								
	4.96	353	1841	7.01	4.60	3.50	3.00				*				
NEMA	4.14	423	2098	7.52	4.94	3.76	3.00				*				
$\frac{1}{in}$	3.75	467	2337	9.02	6.82	5.68	3.00				*				
\Rightarrow B103	3.38	517	2283	9.76	7.37	6.05	3.00				*				
	2.65	659	2753	10.00	8.21	6.25	3.00								
	2.15	813	2469	10.00	8.21	6.25	3.00								
	1.54	1140	1956	10.00	8.21	6.25	3.00								
	1.25	1400	1682	10.00	8.21	6.25	3.00								
SK 871.1	7.18	244	2478	8.39	5.68	4.32					*				
W	5.27	332	3186	10.80	8.13	6.77									
$\frac{1}{in}$	4.29	408	3186	10.30	6.77	5.15									
\Rightarrow B98	3.88	450	3186	10.80	7.07	5.38									
	3.42	512	3540	11.30	7.44	5.66									
	3.08	569	3540	16.90	12.70	10.60									
NEMA	2.50	700	3540	19.60	14.80	12.30									
$\frac{1}{in}$	2.14	819	3186	21.80	16.50	13.70									
\Rightarrow B104	1.82	961	2832	24.00	18.10	15.10									
	1.63	1071	2832	25.70	19.40	16.20									
	1.50	1167	2478	26.90	20.30	16.90									
	1.41	1238	2478	27.80	21.00	17.50									


NORDBLOC.1
Helical gear unit

* Caution: do not exceed the maximum drive power P_{1max} according to the Type W column.
The italicized power values shown are not the mechanical limit and may be increased through discussion with NORD engineering.

Gear Unit	Total Weight [lbs]				
	W	56C	140TC	180TC	210TC
SK 571.1	27	23	23	26	28
SK 771.1	36	32	32	35	38
SK 871.1	45	-	-	165	165

SK 971.1

SK 1071.1



	i_{ges}	n_2	M_{2max}	W				NEMA														
				$f_B = 1$	P_{1max}		$f_B \geq 1$		$f_B \Rightarrow \text{B4} - 49$													
					$n_1 =$	$n_1 =$	$n_1 =$	$n_1 =$	56C	140TC	180TC	210TC	250TC	280TC								
					1750min^{-1}	1150min^{-1}	875min^{-1}	580min^{-1}	(Max Input Power)													
$[\text{min}^{-1}]$	$[\text{lb-in}]$	$[\text{hp}]$	$[\text{hp}]$	$[\text{hp}]$	$[\text{hp}]$	(1 hp)	(2 hp)	(5 hp)	(10 hp)	(20 hp)	(30 hp)											
SK 971.1	6.82	257	4779	11.00	8.28	6.90																
W	5.94	295	5310	12.10	9.18	7.65																
$\frac{\text{in}}{\text{in}}$	5.04	318	4248	11.50	7.56	5.75																
$\frac{\text{in}}{\text{in}}$	4.42	347	4779	11.90	7.84	5.96																
$\Rightarrow \text{B98}$	4.04	396	5310	12.40	8.17	6.22																
	3.67	433	5310	17.20	13.00	10.80																
	3.67	477	5310	18.10	13.70	11.40																
NEMA	3.31	529	5310	19.60	14.80	12.30																*
$\frac{\text{in}}{\text{in}}$	2.86	611	5310	21.80	16.50	13.70																*
$\frac{\text{in}}{\text{in}}$	2.50	700	5310	24.00	18.10	15.10																*
$\Rightarrow \text{B104}$	2.06	848	4779	27.30	20.60	17.20																
	1.82	961	4779	29.80	22.50	18.80																
	1.64	1069	4248	31.50	23.80	19.80																
	1.52	1154	4248	32.80	24.80	20.70																
	1.44	1212	3717	34.20	25.90	21.60																
	1.24	1410	3717	36.70	27.70	23.10																
SK 1071.1	8.09	216	6284	20.60	13.50	10.30																*
W	6.50	269	6284	24.30	16.00	12.20																
$\frac{\text{in}}{\text{in}}$	5.29	331	7877	27.00	17.70	13.50																
$\frac{\text{in}}{\text{in}}$	4.77	367	7877	30.60	20.10	15.30																
$\frac{\text{in}}{\text{in}}$	4.42	396	8851	31.30	20.60	15.70																
$\Rightarrow \text{B98}$	3.96	442	8851	50.10	32.90	25.00																
	3.45	508	8851	52.70	34.70	26.40																
NEMA	3.04	576	8851	<i>60.00</i>	<i>49.30</i>	<i>37.50</i>																
$\frac{\text{in}}{\text{in}}$	2.53	691	7877	<i>60.00</i>	<i>49.30</i>	<i>37.50</i>																
$\frac{\text{in}}{\text{in}}$	2.18	803	6992	<i>60.00</i>	<i>49.30</i>	<i>37.50</i>																
$\Rightarrow \text{B105}$	1.94	902	6284	<i>60.00</i>	<i>49.30</i>	<i>37.50</i>																
	1.87	935	6284	<i>60.00</i>	<i>49.30</i>	<i>37.50</i>																
	1.78	984	6284	<i>60.00</i>	<i>49.30</i>	<i>37.50</i>																
	1.59	1103	5576	<i>60.00</i>	<i>49.30</i>	<i>37.50</i>																
	1.42	1233	5576	<i>60.00</i>	<i>49.30</i>	<i>37.50</i>																

* Caution: do not exceed the maximum drive power P_{1max} according to the Type W column.
The italicized power values shown are not the mechanical limit and may be increased through discussion with NORD engineering.

Total Weight [lbs]

Gear Unit	W	56C	140TC	180TC	210TC	250TC	280TC
SK 971.1	45	-	-	200	200	-	-
SK 1071.1	100	-	-	320	320	375	375



Notes

A large grid of blue lines for taking notes, consisting of approximately 30 columns and 50 rows.

SK 072.1



	i_{ges}	n_2	M_{2max}	W				NEMA							
				$n_1 =$ 1750min ⁻¹ [min ⁻¹]	$f_B = 1$	P_{1max}		$f_B \geq 1$		$f_B \Rightarrow$ B4 – 49					
						$n_1 =$ 1750min ⁻¹	$n_1 =$ 1150min ⁻¹	$n_1 =$ 875min ⁻¹	$n_1 =$ 580min ⁻¹	56C	140TC	180TC	210TC	250TC	280TC
						[hp]	[hp]	[hp]	[hp]	(1 hp)	(2 hp)	(5 hp)	(10 hp)	(20 hp)	(30 hp)
SK 072.1†	63.56	27.5	443	0.19	0.13	0.10	0.06	*							
	55.00	31.8	443	0.22	0.15	0.11	0.07	*							
	49.00	35.7	407	0.23	0.15	0.12	0.08	*							
	42.10	41.6	443	0.29	0.19	0.15	0.10	*							
	36.43	48.0	478	0.36	0.24	0.18	0.12	*							
	32.45	53.9	487	0.42	0.27	0.21	0.14	*							
	27.78	63.0	478	0.48	0.31	0.24	0.16	*							
	24.75	70.7	487	0.55	0.36	0.27	0.18	*							
	22.22	78.8	487	0.61	0.40	0.30	0.20	*							
	21.38	81.9	487	0.63	0.42	0.32	0.21	*							
	19.20	91.1	487	0.70	0.46	0.35	0.23	*							
	17.35	101	487	<i>1.00</i>	<i>0.75</i>	<i>0.50</i>	<i>0.33</i>	*							
	15.77	111	487	<i>1.00</i>	<i>0.75</i>	<i>0.50</i>	<i>0.33</i>	*							
	14.40	122	451	<i>1.00</i>	<i>0.75</i>	<i>0.50</i>	<i>0.33</i>	*							
	13.20	133	416	<i>1.00</i>	<i>0.75</i>	<i>0.50</i>	<i>0.33</i>	*							
	11.56	151	443	<i>1.00</i>	<i>0.75</i>	<i>0.50</i>	<i>0.33</i>	*							
	10.00	175	487	<i>1.00</i>	<i>0.75</i>	<i>0.50</i>	<i>0.33</i>	*							
	8.91	196	487	<i>1.00</i>	<i>0.75</i>	<i>0.50</i>	<i>0.33</i>	*							
	8.00	219	487	<i>1.00</i>	<i>0.75</i>	<i>0.50</i>	<i>0.33</i>	*							
	7.23	242	487	<i>1.00</i>	<i>0.75</i>	<i>0.50</i>	<i>0.33</i>	*							
	6.57	266	469	<i>1.00</i>	<i>0.75</i>	<i>0.50</i>	<i>0.33</i>	*							
	5.96	294	487	<i>1.00</i>	<i>0.75</i>	<i>0.50</i>	<i>0.33</i>	*							
	5.50	318	487	<i>1.00</i>	<i>0.75</i>	<i>0.50</i>	<i>0.33</i>	*							
	5.31	330	487	<i>1.00</i>	<i>0.75</i>	<i>0.50</i>	<i>0.33</i>	*							
	4.77	367	469	<i>1.00</i>	<i>0.75</i>	<i>0.50</i>	<i>0.33</i>	*							
	4.31	406	443	<i>1.00</i>	<i>0.75</i>	<i>0.50</i>	<i>0.33</i>	*							
	3.92	446	398	<i>1.00</i>	<i>0.75</i>	<i>0.50</i>	<i>0.33</i>	*							
	3.58	489	425	<i>1.00</i>	<i>0.75</i>	<i>0.50</i>	<i>0.33</i>	*							
	3.28	534	416	<i>1.00</i>	<i>0.75</i>	<i>0.50</i>	<i>0.33</i>	*							
	2.95	593	398	<i>1.00</i>	<i>0.75</i>	<i>0.50</i>	<i>0.33</i>	*							
	2.85	614	398	<i>1.00</i>	<i>0.75</i>	<i>0.50</i>	<i>0.33</i>	*							
	2.57	681	363	<i>1.00</i>	<i>0.75</i>	<i>0.50</i>	<i>0.33</i>	*							
	2.33	751	345	<i>1.00</i>	<i>0.75</i>	<i>0.50</i>	<i>0.33</i>	*							
	2.10	833	319	<i>1.00</i>	<i>0.75</i>	<i>0.50</i>	<i>0.33</i>	*							

† W input shaft not available

* **Caution:** do not exceed the maximum drive power P_{1max} according to the Type W column.

The italicized power values shown are not the mechanical limit and may be increased through discussion with NORD engineering.

Total Weight [lbs]

Gear Unit	W	56C
SK 072.1	-	11



SK 172.1

	i_{ges}	n_2	M_{2max}	W				NEMA					
				P_{1max}		$f_B \geq 1$		$f_B \Rightarrow B4 - 49$					
				$n_1 = 1750min^{-1}$	$n_1 = 1150min^{-1}$	$n_1 = 875min^{-1}$	$n_1 = 580min^{-1}$	56C	140TC	180TC	210TC	250TC	280TC
[min ⁻¹]	[lb-in]	[hp]	[hp]	[hp]	[hp]	(1 hp)	(2 hp)	(5 hp)	(10 hp)	(20 hp)	(30 hp)		
SK 172.1	81.45	21.5	735	0.25	0.16	0.13	0.08	*	*				
	70.00	25.0	637	0.25	0.17	0.13	0.08	*	*				
W	62.36	28.1	566	0.25	0.17	0.13	0.08	*	*				
in	54.03	32.4	752	0.39	0.25	0.19	0.13	*	*				
B99	46.43	37.7	752	0.45	0.30	0.22	0.15	*	*				
	41.36	42.3	752	0.50	0.33	0.25	0.17	*	*				
	38.75	45.2	752	0.54	0.35	0.27	0.18	*	*				
NEMA	34.52	50.7	761	0.61	0.40	0.31	0.20	*	*				
in	31.00	56.5	814	0.73	0.48	0.36	0.24	*	*				
B106	27.62	63.4	814	0.82	0.54	0.41	0.27	*	*				
	24.80	70.6	814	0.91	0.60	0.46	0.30	*	*				
	22.42	78.1	814	1.01	0.66	0.50	0.33	*	*				
	20.37	85.9	752	1.03	0.67	0.51	0.34	*	*				
	18.60	94.1	743	1.11	0.73	0.55	0.37	*	*				
	15.76	111	752	1.32	0.87	0.66	0.44	*	*				
	13.54	129	752	1.54	1.01	0.77	0.51	*	*				
	12.06	145	770	1.77	1.17	0.89	0.59	*	*				
	11.39	154	752	1.83	1.20	0.92	0.61	*	*				
	10.83	162	761	1.95	1.28	0.98	0.65	*	*				
	9.79	179	752	<i>2.00</i>	<i>1.50</i>	<i>1.00</i>	<i>0.75</i>	*	*				
	8.72	201	779	<i>2.00</i>	<i>1.50</i>	<i>1.00</i>	<i>0.75</i>	*	*				
	7.83	223	726	<i>2.00</i>	<i>1.50</i>	<i>1.00</i>	<i>0.75</i>	*	*				
	7.08	247	726	<i>2.00</i>	<i>1.50</i>	<i>1.00</i>	<i>0.75</i>	*	*				
	6.43	272	726	<i>2.00</i>	<i>1.50</i>	<i>1.00</i>	<i>0.75</i>	*	*				
	5.77	303	682	<i>2.00</i>	<i>1.50</i>	<i>1.00</i>	<i>0.75</i>	*	*				
	5.14	340	735	<i>2.00</i>	<i>1.50</i>	<i>1.00</i>	<i>0.75</i>	*	*				
	4.62	379	637	<i>2.00</i>	<i>1.50</i>	<i>1.00</i>	<i>0.75</i>	*	*				
	4.17	420	575	<i>2.00</i>	<i>1.50</i>	<i>1.00</i>	<i>0.75</i>	*	*				
	3.79	462	522	<i>2.00</i>	<i>1.50</i>	<i>1.00</i>	<i>0.75</i>	*	*				
	3.22	543	478	<i>2.00</i>	<i>1.50</i>	<i>1.00</i>	<i>0.75</i>	*	*				
	2.92	599	443	<i>2.00</i>	<i>1.50</i>	<i>1.00</i>	<i>0.75</i>	*	*				
	2.72	643	407	<i>2.00</i>	<i>1.50</i>	<i>1.00</i>	<i>0.75</i>	*	*				
	2.49	703	381	<i>2.00</i>	<i>1.50</i>	<i>1.00</i>	<i>0.75</i>	*	*				
	2.32	751	381	<i>2.00</i>	<i>1.50</i>	<i>1.00</i>	<i>0.75</i>	*	*				

NORDBLOC.1
Helical gear unit

* **Caution:** do not exceed the maximum drive power P_{1max} according to the Type W column.
The italicized power values shown are not the mechanical limit and may be increased through discussion with NORD engineering.

Total Weight [lbs]			
Gear Unit	W	56C	140TC
SK 172.1	15	15	15

SK 372.1



	i_{ges}	n_2	M_{2max}	W				NEMA						
				$f_B = 1$	P_{1max}		$f_B \geq 1$		$f_B \Rightarrow$ B4 – 49					
					$n_1 =$	$n_1 =$	$n_1 =$	$n_1 =$	56C	140TC	180TC	210TC	250TC	280TC
					1750min ⁻¹	1150min ⁻¹	875min ⁻¹	580min ⁻¹	(Max Input Power)					
[min ⁻¹]	[lb-in]	[hp]	[hp]	[hp]	[hp]	(1 hp)	(2 hp)	(5 hp)	(10 hp)	(20 hp)	(30 hp)			
SK 372.1	72.38	24.2	1328	0.51	0.33	0.25	0.17	*	*					
	64.06	27.3	1416	0.61	0.40	0.31	0.20	*	*					
W	60.83	28.8	1328	0.61	0.40	0.30	0.20	*	*					
$\frac{1}{in}$	53.84	32.5	1416	0.73	0.48	0.37	0.24	*	*					
	43.26	40.5	1505	0.97	0.63	0.48	0.32	*	*					
\Rightarrow B99	38.12	45.9	1593	1.16	0.76	0.58	0.38	*	*					
	33.84	51.7	1682	1.38	0.91	0.69	0.46	*	*					
NEMA	30.11	58.1	1593	1.47	0.97	0.73	0.49	*	*					
$\frac{1}{in}$	25.85	67.7	1682	1.81	1.19	0.90	0.60	*	*					
	23.00	76.1	1770	2.14	1.40	1.07	0.71	*	*					
\Rightarrow B107	20.62	84.9	1682	2.26	1.49	1.13	0.75	*	*					
	18.40	95.1	1770	2.67	1.76	1.34	0.89	*	*	*				
	16.50	106	1682	2.83	1.86	1.42	0.94	*	*	*				
	14.57	120	1682	3.21	2.11	1.60	1.06	*	*	*				
	12.96	135	1770	3.79	2.49	1.90	1.26	*	*	*				
	11.55	152	1682	4.04	2.66	2.02	1.34	*	*	*				
	10.28	170	1682	4.54	2.99	2.27	1.51	*	*	*				
	9.40	186	1682	4.97	3.26	2.48	1.65	*	*	*				
	8.22	213	1593	5.00	3.00	2.00	1.50	*	*	*				
	7.23	242	1505	5.00	3.00	2.00	1.50	*	*	*				
	6.89	254	1505	5.00	3.00	2.00	1.50	*	*	*				
	6.58	266	1416	5.00	3.00	2.00	1.50	*	*	*				
	5.95	294	1416	5.00	3.00	2.00	1.50	*	*	*				
	5.24	334	1416	5.00	3.00	2.00	1.50	*	*	*				
	4.66	376	1239	5.00	3.00	2.00	1.50	*	*	*				
	4.18	419	1151	5.00	3.00	2.00	1.50	*	*	*				
	3.78	463	1062	5.00	3.00	2.00	1.50	*	*	*				
	3.43	510	974	5.00	3.00	2.00	1.50	*	*	*				
	3.12	561	885	5.00	3.00	2.00	1.50	*	*	*				
	2.86	612	797	5.00	3.00	2.00	1.50	*	*	*				
	2.62	668	797	5.00	3.00	2.00	1.50	*	*	*				

* **Caution:** do not exceed the maximum drive power P_{1max} according to the Type W column.
The italicized power values shown are not the mechanical limit and may be increased through discussion with NORD engineering.

Total Weight [lbs]

Gear Unit	W	56C	140TC	180TC
SK 372.1	24	22	22	24



SK 373.1

	i_{ges}	n_2	M_{2max}	W				NEMA					
				P_{1max}		$f_B \geq 1$		$f_B \Rightarrow$ B4 – 49					
				$n_1 =$	$n_1 =$	$n_1 =$	$n_1 =$	56C	140TC	180TC	210TC	250TC	280TC
		1750min ⁻¹	$f_B = 1$	1750min ⁻¹	1150min ⁻¹	875min ⁻¹	580min ⁻¹	(Max Input Power)					
		[min ⁻¹]	[lb-in]	[hp]	[hp]	[hp]	[hp]	(1 hp)	(2 hp)	(5 hp)	(10 hp)	(20 hp)	(30 hp)
SK 373.1	343.92	5.1	1682	0.14	0.09	0.07	0.05	*	*				
	303.08	5.8	1859	0.17	0.11	0.09	0.06	*	*				
W	269.67	6.5	1947	0.20	0.13	0.10	0.07	*	*				
	256.50	6.8	1770	0.19	0.13	0.10	0.06	*	*				
	228.22	7.7	1947	0.24	0.16	0.12	0.08	*	*				
	207.98	8.4	1770	0.24	0.16	0.12	0.08	*	*				
	196.07	8.9	1859	0.26	0.17	0.13	0.09	*	*				
NEMA	185.05	9.5	1859	0.28	0.18	0.14	0.09	*	*				
	165.94	10.5	1859	0.31	0.20	0.16	0.10	*	*				
	145.00	12.1	1859	0.36	0.23	0.18	0.12	*	*				
	130.87	13.4	1770	0.38	0.25	0.19	0.12	*	*				
	120.54	14.5	1770	0.41	0.27	0.20	0.14	*	*				
	102.01	17.2	1770	0.48	0.32	0.24	0.16	*	*				
	91.48	19.1	1859	0.56	0.37	0.28	0.19	*	*				
	82.57	21.2	1859	0.63	0.41	0.31	0.21	*	*				
	74.27	23.6	1770	0.66	0.43	0.33	0.22	*	*				
	64.70	27.0	1770	0.76	0.50	0.38	0.25	*	*				
	60.22	29.1	1770	0.82	0.54	0.41	0.27	*	*				
	54.00	32.4	1859	0.96	0.63	0.48	0.32	*	*				
	47.05	37.2	1859	1.10	0.72	0.55	0.36	*	*				
	42.46	41.2	1770	1.16	0.76	0.58	0.38	*	*				
	37.23	47.0	1770	1.32	0.87	0.66	0.44	*	*				
	33.20	52.7	1770	1.48	0.97	0.74	0.49	*	*				
	29.77	58.8	1859	1.73	1.14	0.87	0.57	*	*				
	25.94	67.5	1859	1.99	1.31	0.99	0.66	*	*				
	23.41	74.8	1859	<i>2.00</i>	<i>1.50</i>	<i>1.00</i>	<i>0.75</i>	*	*				
	22.74	77.0	1859	<i>2.00</i>	<i>1.50</i>	<i>1.00</i>	<i>0.75</i>	*	*				
	20.52	85.3	1859	<i>2.00</i>	<i>1.50</i>	<i>1.00</i>	<i>0.75</i>	*	*				
	18.63	93.9	1682	<i>2.00</i>	<i>1.50</i>	<i>1.00</i>	<i>0.75</i>	*	*				

NORDBLOC.1
Helical gear unit

* Caution: do not exceed the maximum drive power P_{1max} according to the Type W column.
The italicized power values shown are not the mechanical limit and may be increased through discussion with NORD engineering.

Total Weight [lbs]

Gear Unit	W	56C	140TC
SK 373.1	26	24	24



SK 572.1

NORBLOC.1
Helical gear unit

	i_{ges}	n_2	M_{2max}	W				NEMA							
				$n_1 = 1750min^{-1}$ [min ⁻¹]	$f_B = 1$	P_{1max}		$f_B \geq 1$		$f_B \Rightarrow B4 - 49$					
						$n_1 = 1750min^{-1}$	$n_1 = 1150min^{-1}$	$n_1 = 875min^{-1}$	$n_1 = 580min^{-1}$	56C	140TC	180TC	210TC	250TC	280TC
						[hp]	[hp]	[hp]	[hp]	(1 hp)	(2 hp)	(5 hp)	(10 hp)	(20 hp)	(30 hp)
SK 572.1	54.41	32.2	3275	1.67	1.10	0.84	0.55	*	*						
W	45.77	38.2	2832	1.72	1.13	0.86	0.57	*	*						
$\frac{1}{in}$	35.65	49.1	3275	2.55	1.68	1.28	0.85	*	*						
$\Rightarrow B99$	31.28	55.9	3275	2.91	1.91	1.45	0.96	*	*	*					
	28.91	60.5	3363	3.23	2.12	1.61	1.07	*	*						
	27.00	64.8	3540	3.64	2.39	1.82	1.21	*	*						
NEMA	24.58	71.2	3806	4.30	2.83	2.15	1.42	*	*	*					
$\frac{1}{in}$	21.85	80.1	3717	4.72	3.10	2.36	1.57	*	*	*					
	19.57	89.4	3540	5.02	3.30	2.51	1.66	*	*	*					
$\Rightarrow B108$	16.46	106	3540	5.97	3.92	2.99	1.98	*	*	*					
	15.38	114	3806	6.87	4.52	3.44	2.28	*	*	*					
	13.67	128	3629	7.37	4.84	3.69	2.44	*	*	*					
	12.68	138	3806	8.33	5.48	4.17	2.76	*	*	*					
	11.25	156	3629	8.96	5.89	4.48	2.97	*	*	*					
	10.04	174	3540	9.79	6.43	4.90	3.24	*	*	*					
	8.92	196	3275	<i>10.00</i>	<i>7.50</i>	<i>5.00</i>	<i>3.00</i>	*	*	*					
	8.15	215	3186	<i>10.00</i>	<i>7.50</i>	<i>5.00</i>	<i>3.00</i>	*	*	*					
	7.49	234	3098	<i>10.00</i>	<i>7.50</i>	<i>5.00</i>	<i>3.00</i>	*	*	*					
	6.30	278	2832	<i>10.00</i>	<i>7.50</i>	<i>5.00</i>	<i>3.00</i>	*	*	*					
	5.88	298	2655	<i>10.00</i>	<i>7.50</i>	<i>5.00</i>	<i>3.00</i>	*	*	*					
	5.23	335	2390	<i>10.00</i>	<i>7.50</i>	<i>5.00</i>	<i>3.00</i>	*	*	*					
	4.69	373	2213	<i>10.00</i>	<i>7.50</i>	<i>5.00</i>	<i>3.00</i>	*	*	*					
	4.22	415	2036	<i>10.00</i>	<i>7.50</i>	<i>5.00</i>	<i>3.00</i>	*	*	*					
	3.83	457	1947	<i>10.00</i>	<i>7.50</i>	<i>5.00</i>	<i>3.00</i>	*	*	*					
	3.27	535	1682	<i>10.00</i>	<i>7.50</i>	<i>5.00</i>	<i>3.00</i>	*	*	*					
	2.92	599	1505	<i>10.00</i>	<i>7.50</i>	<i>5.00</i>	<i>3.00</i>	*	*	*					

* **Caution:** do not exceed the maximum drive power P_{1max} according to the Type W column.
The italicized power values shown are not the mechanical limit and may be increased through discussion with NORD engineering.

Total Weight [lbs]

Gear Unit	W	56C	140TC	180TC
SK 572.1	40	40	40	42




SK 573.1

	i_{ges}	n_2	M_{2max}	W				NEMA					
				P_{1max}		$f_B \geq 1$		$f_B \Rightarrow$ B4 – 49					
				$n_1 =$	$n_1 =$	$n_1 =$	$n_1 =$	56C	140TC	180TC	210TC	250TC	280TC
	1750min ⁻¹	1750min ⁻¹	1150min ⁻¹	875min ⁻¹	580min ⁻¹	(Max Input Power)							
	[min ⁻¹]	[lb-in]	[hp]	[hp]	[hp]	[hp]	(1 hp)	(2 hp)	(5 hp)	(10 hp)	(20 hp)	(30 hp)	
SK 573.1	402.80	4.3	3275	0.23	0.15	0.11	0.07	*	*				
	376.20	4.7	3629	0.27	0.18	0.13	0.09	*	*				
W	316.18	5.5	3717	0.33	0.21	0.16	0.11	*	*				
	302.91	5.8	3894	0.36	0.23	0.18	0.12	*	*				
	269.26	6.5	3983	0.41	0.27	0.21	0.14	*	*				
	226.30	7.7	3983	0.49	0.32	0.24	0.16	*	*				
	201.16	8.7	3983	0.55	0.36	0.27	0.18	*	*				
NEMA	188.91	9.3	3983	0.59	0.38	0.29	0.19	*	*				
	178.56	9.8	3983	0.62	0.41	0.31	0.21	*	*				
	158.78	11.0	3983	0.70	0.46	0.35	0.23	*	*				
	141.13	12.4	3983	0.78	0.51	0.39	0.26	*	*				
	136.40	12.8	3983	0.81	0.53	0.41	0.27	*	*				
	125.45	13.9	3983	0.88	0.58	0.44	0.29	*	*				
	111.36	15.7	3983	0.99	0.65	0.50	0.33	*	*				
	109.12	16.0	3983	1.01	0.67	0.51	0.34	*	*				
	107.42	16.3	3806	0.98	0.65	0.49	0.33	*	*	*			
	94.50	18.5	3983	1.17	0.77	0.59	0.39	*	*	*			
	85.18	20.5	3983	1.30	0.85	0.65	0.43	*	*				
	76.88	22.8	3983	1.44	0.95	0.72	0.48	*	*	*			
	67.64	25.9	3983	1.64	1.07	0.82	0.54	*	*	*			
	60.97	28.7	3983	1.81	1.19	0.91	0.60	*	*				
	55.80	31.4	3983	1.98	1.30	0.99	0.66	*	*				
	49.60	35.3	3983	2.23	1.47	1.11	0.74	*	*				
	47.95	36.5	3983	2.31	1.52	1.15	0.76	*	*	*			
	43.40	40.3	3983	2.55	1.67	1.27	0.84	*	*				
	42.18	41.5	3983	2.62	1.72	1.31	0.87	*	*	*			
	38.02	46.0	3983	2.91	1.91	1.45	0.96	*	*	*			
	34.80	50.3	3894	<i>3.00</i>	<i>2.00</i>	<i>1.50</i>	<i>1.00</i>	*	*	*			
	30.93	56.6	3894	<i>3.00</i>	<i>2.00</i>	<i>1.50</i>	<i>1.00</i>	*	*	*			
	26.77	65.4	3806	<i>3.00</i>	<i>2.00</i>	<i>1.50</i>	<i>1.00</i>	*	*	*			
	23.79	73.6	3806	<i>3.00</i>	<i>2.00</i>	<i>1.50</i>	<i>1.00</i>	*	*	*			
	21.32	82.1	3806	<i>3.00</i>	<i>2.00</i>	<i>1.50</i>	<i>1.00</i>	*	*	*			
	19.22	91.1	3806	<i>3.00</i>	<i>2.00</i>	<i>1.50</i>	<i>1.00</i>	*	*	*			
	17.42	100	3806	<i>3.00</i>	<i>2.00</i>	<i>1.50</i>	<i>1.00</i>	*	*	*			

NORDBLOC.1
Helical gear unit

* Caution: do not exceed the maximum drive power P_{1max} according to the Type W column.
The italicized power values shown are not the mechanical limit and may be increased through discussion with NORD engineering.

Gear Unit	Total Weight [lbs]			
	W	56C	140TC	180TC
SK 573.1	42	42	42	44



SK 672.1

NORBLOC.1
Helical gear unit

	i_{ges}	n_2	M_{2max}	W				NEMA							
				$n_1 = 1750min^{-1}$	P_{1max}		$f_B \geq 1$		$f_B \Rightarrow B4 - 49$						
					$f_B = 1$	$n_1 = 1750min^{-1}$	$n_1 = 1150min^{-1}$	$n_1 = 875min^{-1}$	$n_1 = 580min^{-1}$	56C	140TC	180TC	210TC	250TC	280TC
						[lb-in]	[hp]	[hp]	[hp]	[hp]	(1 hp)	(2 hp)	(5 hp)	(10 hp)	(20 hp)
SK 672.1	56.65	30.9	3540	1.74	1.14	0.87	0.58	*	*						
W	44.55	39.3	3983	2.48	1.63	1.24	0.82	*	*						
$\frac{H}{in}$	32.58	53.7	5399	4.60	3.02	2.30	1.53	*	*	*					
$\Rightarrow B99$	29.08	60.2	4868	4.65	3.05	2.32	1.54	*	*	*					
	26.23	66.7	5399	5.72	3.76	2.86	1.89			*	*				
	23.41	74.8	5399	6.40	4.21	3.20	2.12			*	*				
NEMA	20.62	84.9	5399	7.27	4.78	3.64	2.41	*	*	*	*				
$\frac{H}{in}$	18.41	95.1	5399	8.14	5.35	4.07	2.70	*	*	*	*				
	17.25	101	5399	8.69	5.71	4.35	2.88	*	*	*	*				
$\Rightarrow B109$	15.35	114	5399	9.77	6.42	4.88	3.24	*	*	*	*				
	13.70	128	5133	<i>10.00</i>	<i>7.50</i>	<i>5.00</i>	<i>3.00</i>	*	*	*	*				
	12.56	139	5045	<i>10.00</i>	<i>7.50</i>	<i>5.00</i>	<i>3.00</i>	*	*	*	*				
	11.38	154	5045	<i>10.00</i>	<i>7.50</i>	<i>5.00</i>	<i>3.00</i>	*	*	*	*				
	10.37	169	5045	<i>10.00</i>	<i>7.50</i>	<i>5.00</i>	<i>3.00</i>	*	*	*	*				
	9.25	189	4691	<i>10.00</i>	<i>7.50</i>	<i>5.00</i>	<i>3.00</i>	*	*	*	*				
	8.66	202	4691	<i>10.00</i>	<i>7.50</i>	<i>5.00</i>	<i>3.00</i>	*	*	*	*				
	8.48	206	4691	<i>10.00</i>	<i>7.50</i>	<i>5.00</i>	<i>3.00</i>	*	*	*	*				
	7.68	228	4691	<i>10.00</i>	<i>7.50</i>	<i>5.00</i>	<i>3.00</i>	*	*	*	*				
	6.75	259	4602	<i>10.00</i>	<i>7.50</i>	<i>5.00</i>	<i>3.00</i>	*	*	*	*				
	6.12	286	4514	<i>10.00</i>	<i>7.50</i>	<i>5.00</i>	<i>3.00</i>	*	*	*	*				
	5.59	313	4337	<i>10.00</i>	<i>7.50</i>	<i>5.00</i>	<i>3.00</i>	*	*	*	*				
	5.06	346	4248	<i>10.00</i>	<i>7.50</i>	<i>5.00</i>	<i>3.00</i>	*	*	*	*				
	4.61	380	3983	<i>10.00</i>	<i>7.50</i>	<i>5.00</i>	<i>3.00</i>	*	*	*	*				
	4.22	415	3717	<i>10.00</i>	<i>7.50</i>	<i>5.00</i>	<i>3.00</i>	*	*	*	*				
	3.88	451	3540	<i>10.00</i>	<i>7.50</i>	<i>5.00</i>	<i>3.00</i>	*	*	*	*				
	3.58	489	3186	<i>10.00</i>	<i>7.50</i>	<i>5.00</i>	<i>3.00</i>	*	*	*	*				
	3.31	529	3009	<i>10.00</i>	<i>7.50</i>	<i>5.00</i>	<i>3.00</i>	*	*	*	*				
	3.07	570	2832	<i>10.00</i>	<i>7.50</i>	<i>5.00</i>	<i>3.00</i>	*	*	*	*				
	2.66	658	2478	<i>10.00</i>	<i>7.50</i>	<i>5.00</i>	<i>3.00</i>	*	*	*	*				

* **Caution:** do not exceed the maximum drive power P_{1max} according to the Type W column.
The italicized power values shown are not the mechanical limit and may be increased through discussion with NORD engineering.

Gear Unit	Total Weight [lbs]				
	W	56C	140TC	180TC	210TC
SK 672.1	53	51	51	53	57



SK 673.1

	i_{ges}	n_2	M_{2max}	W				NEMA					
				P_{1max}		$f_B \geq 1$		$f_B \Rightarrow$ B4 – 49					
				$n_1 =$	$n_1 =$	$n_1 =$	$n_1 =$	56C	140TC	180TC	210TC	250TC	280TC
	1750min ⁻¹	1750min ⁻¹	1150min ⁻¹	875min ⁻¹	580min ⁻¹	(Max Input Power)							
	[min ⁻¹]	[lb-in]	[hp]	[hp]	[hp]	[hp]	(1 hp)	(2 hp)	(5 hp)	(10 hp)	(20 hp)	(30 hp)	
SK 673.1	362.43	4.8	5664	0.43	0.29	0.22	0.14	*	*				
	332.23	5.3	5664	0.47	0.31	0.24	0.16	*	*				
W	304.61	5.7	5664	0.52	0.34	0.26	0.17	*	*				
	279.23	6.3	5664	0.56	0.37	0.28	0.19	*	*				
	248.20	7.1	5664	0.63	0.42	0.32	0.21	*	*				
	220.32	7.9	5664	0.71	0.47	0.36	0.24	*	*				
	219.00	8.0	5664	0.72	0.47	0.36	0.24	*	*				
NEMA	194.11	9.0	5664	0.81	0.53	0.41	0.27	*	*				
	181.88	9.6	5664	0.86	0.57	0.43	0.29	*	*				
	177.94	9.8	5664	0.88	0.58	0.44	0.29	*	*				
	161.45	10.8	5664	0.97	0.64	0.49	0.32	*	*				
	146.88	11.9	5664	1.07	0.70	0.54	0.35	*	*				
	143.30	12.2	5664	1.10	0.72	0.55	0.36	*	*				
	134.64	13.0	5664	1.17	0.77	0.58	0.39	*	*				
	130.55	13.4	5664	1.20	0.79	0.60	0.40	*	*				
	123.33	14.2	5664	1.28	0.84	0.64	0.42	*	*				
	115.89	15.1	5664	1.36	0.89	0.68	0.45	*	*				
	103.48	16.9	5664	1.52	1.00	0.76	0.50	*	*				
	94.86	18.4	5664	1.66	1.09	0.83	0.55	*	*				
	83.70	20.9	5664	1.88	1.23	0.94	0.62	*	*				
	73.64	23.8	5664	2.14	1.40	1.07	0.71	*	*				
	65.95	26.5	5664	2.38	1.57	1.19	0.79	*	*				
	60.45	28.9	5664	2.60	1.71	1.30	0.86	*	*				
	55.12	31.7	5664	2.85	1.87	1.43	0.95	*	*	*			
	49.50	35.4	5664	3.18	2.09	1.59	1.05	*	*	*			
	44.85	39.0	5664	3.51	2.30	1.75	1.16	*	*	*			
	41.54	42.1	5664	3.79	2.49	1.89	1.25	*	*	*			
	37.23	47.0	5664	4.22	2.78	2.11	1.40	*	*	*			
	34.12	51.3	5310	4.32	2.84	2.16	1.43	*	*	*			
	30.92	56.6	4691	4.21	2.77	2.11	1.40	*	*	*			
	27.61	63.4	4602	4.63	3.04	2.31	1.53	*	*	*			
	25.19	69.5	4425	4.88	3.21	2.44	1.62	*	*	*			
	22.82	76.7	3983	4.85	3.18	2.42	1.61	*	*	*			

NORDBLOC.1
Helical gear unit

* **Caution:** do not exceed the maximum drive power P_{1max} according to the Type W column.
The italicized power values shown are not the mechanical limit and may be increased through discussion with NORD engineering.

Total Weight [lbs]

Gear Unit	W	56C	140TC	180TC
SK 673.1	55	53	53	60

SK 772.1



NORBLOC.1
Helical gear unit





	i_{ges}	n_2	M_{2max}	W				NEMA							
				$n_1 = 1750 \text{min}^{-1}$	P_{1max}		$f_B \geq 1$		$f_B \Rightarrow B4 - 49$						
					$f_B = 1$	$n_1 = 1750 \text{min}^{-1}$	$n_1 = 1150 \text{min}^{-1}$	$n_1 = 875 \text{min}^{-1}$	$n_1 = 580 \text{min}^{-1}$	56C	140TC	180TC	210TC	250TC	280TC
						[lb-in]	[hp]	[hp]	[hp]	[hp]	(1 hp)	(2 hp)	(5 hp)	(10 hp)	(20 hp)
SK 772.1	26.86	65.2	7258	7.50	4.93	3.75	2.49	*	*	*					
W	24.41	71.7	7258	8.26	5.43	4.13	2.74	*	*	*					
$\frac{I}{in}$	20.31	86.2	7258	9.92	6.52	4.96	3.29	*	*	*	*				
$\Rightarrow B99$	18.46	94.8	6904	10.38	6.82	5.19	3.44	*	*	*	*				
	16.66	105	6815	11.36	7.46	5.68	3.76	*	*	*	*				
	15.62	112	6727	11.96	7.86	5.98	3.96	*	*	*	*				
	14.38	122	6373	12.31	8.09	6.15	4.08	*	*	*	*				
NEMA	13.07	134	6196	13.16	8.65	6.58	4.36	*	*	*	*				
$\frac{I}{in}$	11.67	150	6107	14.53	9.55	7.27	4.82	*	*	*	*				
	11.06	158	6107	15.33	10.08	7.67	5.08	*	*	*	*				
$\Rightarrow B110$	10.60	165	6019	15.77	10.36	7.88	5.23	*	*	*	*				
	10.00	175	6019	16.71	10.98	8.36	5.54	*	*	*	*				
	8.97	195	5841	18.08	11.88	9.04	5.99	*	*	*	*				
	8.12	216	5664	19.37	12.73	9.68	6.42	*	*	*	*				
	7.63	229	5487	19.97	13.12	9.98	6.62	*	*	*	*				
	6.63	264	5310	<i>20.00</i>	<i>15.00</i>	<i>10.00</i>	<i>7.50</i>	*	*	*	*				
	6.19	283	5133	<i>20.00</i>	<i>15.00</i>	<i>10.00</i>	<i>7.50</i>	*	*	*	*				
	5.38	325	5045	<i>20.00</i>	<i>15.00</i>	<i>10.00</i>	<i>7.50</i>	*	*	*	*				
	4.71	372	4956	<i>20.00</i>	<i>15.00</i>	<i>10.00</i>	<i>7.50</i>				*				
	4.42	396	4779	<i>20.00</i>	<i>15.00</i>	<i>10.00</i>	<i>7.50</i>				*				
	3.84	456	4691	<i>20.00</i>	<i>15.00</i>	<i>10.00</i>	<i>7.50</i>				*				
	3.59	487	4337	<i>20.00</i>	<i>15.00</i>	<i>10.00</i>	<i>7.50</i>				*				
	3.12	561	4293	<i>20.00</i>	<i>15.00</i>	<i>10.00</i>	<i>7.50</i>				*				

* Caution: do not exceed the maximum drive power P_{1max} according to the Type W column.
The italicized power values shown are not the mechanical limit and may be increased through discussion with NORD engineering.

Gear Unit	Total Weight [lbs]				
	W	56C	140TC	180TC	210TC
SK 772.1	93	88	88	97	105



SK 773.1

	i_{ges}	n_2	M_{2max}	W				NEMA					
				P_{1max}		$f_B \geq 1$		$f_B \Rightarrow$ B4 – 49					
				$n_1 =$	$n_1 =$	$n_1 =$	$n_1 =$	56C	140TC	180TC	210TC	250TC	280TC
		1750min ⁻¹	$f_B = 1$	1750min ⁻¹	1150min ⁻¹	875min ⁻¹	580min ⁻¹	(Max Input Power)					
		[min ⁻¹]	[lb-in]	[hp]	[hp]	[hp]	[hp]	(1 hp)	(2 hp)	(5 hp)	(10 hp)	(20 hp)	(30 hp)
SK 773.1	395.46	4.4	7523	0.53	0.35	0.26	0.18	*	*				
	341.21	5.1	7523	0.61	0.40	0.31	0.20	*	*				
W	334.70	5.2	7700	0.64	0.42	0.32	0.21	*	*				
	307.42	5.7	7523	0.68	0.45	0.34	0.23	*	*				
in	288.78	6.1	7523	0.72	0.48	0.36	0.24	*	*				
	265.24	6.6	7523	0.79	0.52	0.39	0.26	*	*				
	260.18	6.7	7700	0.82	0.54	0.41	0.27	*	*				
NEMA	243.53	7.2	7523	0.86	0.56	0.43	0.28	*	*				
	224.49	7.8	7523	0.93	0.61	0.47	0.31	*	*				
	206.11	8.5	7700	1.04	0.68	0.52	0.34	*	*				
in	189.31	9.2	7523	1.10	0.73	0.55	0.37	*	*				
	178.53	9.8	7523	1.17	0.77	0.59	0.39	*	*				
	160.22	10.9	7700	1.33	0.88	0.67	0.44	*	*				
	151.10	11.6	6196	1.14	0.75	0.57	0.38	*	*				
	138.78	12.6	7523	1.51	0.99	0.75	0.50	*	*				
	117.46	14.9	7700	1.82	1.20	0.91	0.60	*	*				
	111.92	15.6	7523	1.87	1.23	0.93	0.62	*	*	*			
	96.57	18.1	7523	2.16	1.42	1.08	0.72	*	*	*			
	93.61	18.7	7523	2.23	1.47	1.12	0.74	*	*	*			
	83.32	21.0	7523	2.51	1.65	1.25	0.83	*	*	*	*		
	79.23	22.1	7700	2.70	1.77	1.35	0.89	*	*	*	*		
	71.89	24.3	7523	2.91	1.91	1.45	0.96	*	*	*	*		
	68.92	25.4	7523	3.03	1.99	1.52	1.0	*	*	*	*		
	63.42	27.6	7523	3.29	2.16	1.65	1.09	*	*	*	*		
	57.64	30.4	7523	3.62	2.38	1.81	1.20	*	*	*	*		
	51.31	34.1	7523	4.07	2.68	2.04	1.35	*	*	*	*		
	47.61	36.8	7700	4.49	2.95	2.25	1.49	*	*	*	*		
	43.43	40.3	7700	4.92	3.24	2.46	1.63	*	*	*	*		
	39.06	44.8	7523	5.35	3.51	2.67	1.77	*	*	*	*		
	35.77	48.9	7258	5.63	3.70	2.82	1.87	*	*	*	*		
	31.38	55.8	7258	6.42	4.22	3.21	2.13	*	*	*	*		
	28.63	61.1	7258	7.04	4.63	3.52	2.33	*	*	*	*		
	25.39	68.9	7258	7.94	5.22	3.97	2.63	*	*	*	*		
	24.23	72.2	6727	7.71	5.07	3.85	2.55	*	*	*	*		
	21.49	81.4	6638	8.58	5.64	4.29	2.84	*	*	*	*		

NORBLOC.1
Helical gear unit

* Caution: do not exceed the maximum drive power P_{1max} according to the Type W column.
The italicized power values shown are not the mechanical limit and may be increased through discussion with NORD engineering.

Total Weight [lbs]

Gear Unit	W	56C	140TC	180TC	210TC
SK 773.1	97	93	93	101	101

SK 872.1



NORBLOC.1
Helical gear unit

	i_{ges}	n_2	M_{2max}	W				NEMA							
				$n_1 = 1750min^{-1}$	P_{1max}		$f_B \geq 1$		$f_B \Rightarrow B4 - 49$						
					$f_B = 1$	$n_1 = 1750min^{-1}$	$n_1 = 1150min^{-1}$	$n_1 = 875min^{-1}$	$n_1 = 580min^{-1}$	56C	140TC	180TC	210TC	250TC	280TC
						[lb-in]	[hp]	[hp]	[hp]	[hp]	(1 hp)	(2 hp)	(5 hp)	(10 hp)	(20 hp)
SK 872.1	42.67	41	12391	8.06	5.30	4.03	2.67			*	*				
W	38.77	45.1	11506	8.24	5.42	4.12	2.73			*	*				
$\frac{H}{in}$	32.00	54.7	14161	12.29	8.07	6.14	4.07				*				
$\Rightarrow B99$	28.00	62.5	14161	14.04	9.23	7.02	4.65					*			
NEMA	23.02	76	13807	16.65	10.94	8.33	5.52					*	*		
$\frac{H}{in}$	18.67	93.7	13630	20.27	13.32	10.14	6.72	*	*	*	*	*	*		
$\Rightarrow B111$	16.96	103	13630	22.31	14.66	11.16	7.40	*	*	*	*	*	*		
	15.18	115	13011	23.80	15.64	11.90	7.89	*	*	*	*	*	*		
	13.79	127	13011	26.20	17.22	13.10	8.68	*	*	*	*	*	*		
	12.48	140	13011	28.95	19.02	14.47	9.59	*	*	*	*	*	*		
	11.24	156	12391	<i>30.00</i>	<i>20.00</i>	<i>15.00</i>	<i>10.00</i>	*	*	*	*	*	*		
	10.44	168	12391	<i>30.00</i>	<i>20.00</i>	<i>15.00</i>	<i>10.00</i>	*	*	*	*	*	*		
	9.24	189	12214	<i>30.00</i>	<i>20.00</i>	<i>15.00</i>	<i>10.00</i>	*	*	*	*	*	*		
	8.87	197	11860	<i>30.00</i>	<i>20.00</i>	<i>15.00</i>	<i>10.00</i>	*	*	*	*	*	*		
	7.73	226	11506	<i>30.00</i>	<i>20.00</i>	<i>15.00</i>	<i>10.00</i>	*	*	*	*	*	*		
	6.57	266	10886	<i>30.00</i>	<i>20.00</i>	<i>15.00</i>	<i>10.00</i>	*	*	*	*	*	*		
	5.66	309	10178	<i>30.00</i>	<i>20.00</i>	<i>15.00</i>	<i>10.00</i>	*	*	*	*	*	*		
	5.50	318	10178	<i>30.00</i>	<i>20.00</i>	<i>15.00</i>	<i>10.00</i>			*	*	*	*		
	4.68	374	9736	<i>30.00</i>	<i>20.00</i>	<i>15.00</i>	<i>10.00</i>			*	*	*	*		
	4.03	434	7966	<i>30.00</i>	<i>20.00</i>	<i>15.00</i>	<i>10.00</i>			*	*	*	*		
	3.69	474	7789	<i>30.00</i>	<i>20.00</i>	<i>15.00</i>	<i>10.00</i>					*	*		
	3.18	550	7435	<i>30.00</i>	<i>20.00</i>	<i>15.00</i>	<i>10.00</i>						*		

* **Caution:** do not exceed the maximum drive power P_{1max} according to the Type W column.
The italicized power values shown are not the mechanical limit and may be increased through discussion with NORD engineering.

Total Weight [lbs]

Gear Unit	W	56C	140TC	180TC	210TC	250TC
SK 872.1	198	180	180	196	196	227



SK 873.1

	i_{ges}	n_2	M_{2max}	W				NEMA					
				P_{1max}		$f_B \geq 1$		$f_B \Rightarrow \text{B4} - 49$					
				$n_1 =$	$n_1 =$	$n_1 =$	$n_1 =$	56C	140TC	180TC	210TC	250TC	280TC
	1750min ⁻¹		1150min ⁻¹		875min ⁻¹		580min ⁻¹	(Max Input Power)					
	[min ⁻¹]		[lb-in]	[hp]	[hp]	[hp]	[hp]	(1 hp)	(2 hp)	(5 hp)	(10 hp)	(20 hp)	(30 hp)
SK 873.1	439.77	4.0	15046	0.95	0.62	0.47	0.31	*	*				
	399.60	4.4	15046	1.05	0.69	0.52	0.35	*	*				
W	383.39	4.6	15046	1.09	0.72	0.54	0.36	*	*				
	348.37	5.0	15046	1.20	0.79	0.60	0.40	*	*				
	315.19	5.6	15046	1.33	0.87	0.66	0.44	*	*				
	284.73	6.1	15046	1.47	0.96	0.73	0.49	*	*	*			
	257.61	6.8	15046	1.62	1.07	0.81	0.54	*	*	*			
NEMA	232.16	7.5	15046	1.80	1.18	0.90	0.60	*	*				
	210.95	8.3	15046	1.98	1.30	0.99	0.66	*	*				
	190.86	9.2	15046	2.19	1.44	1.09	0.73	*	*				
	165.42	10.6	15046	2.53	1.66	1.26	0.84	*	*	*			
	150.31	11.6	15046	2.78	1.83	1.39	0.92	*	*	*			
	135.99	12.9	15046	3.07	2.02	1.54	1.02	*	*	*			
	127.52	13.7	15046	3.28	2.15	1.64	1.09	*	*	*	*		
	115.88	15.1	15046	3.61	2.37	1.80	1.19	*	*	*	*		
	104.84	16.7	15046	3.98	2.62	1.99	1.32	*	*	*	*		
	101.02	17.3	15046	4.14	2.72	2.07	1.37	*	*	*	*		
	91.43	19.1	15046	4.57	3.00	2.28	1.51	*	*	*	*	*	
	83.08	21.1	15046	5.03	3.30	2.51	1.67	*	*	*	*	*	
	74.29	23.6	15046	5.62	3.70	2.81	1.86	*	*	*	*	*	
	67.50	25.9	15046	6.19	4.07	3.09	2.05	*	*	*	*	*	
	61.07	28.7	15046	6.84	4.50	3.42	2.27	*	*	*	*	*	
	55.35	31.6	15046	7.55	4.96	3.77	2.50	*	*	*	*	*	
	50.32	34.8	15046	8.30	5.46	4.15	2.75	*	*	*	*	*	
	45.53	38.4	15046	9.18	6.03	4.59	3.04	*	*	*	*	*	
	39.68	44.1	15046	10.53	6.92	5.26	3.49	*	*	*	*	*	
	35.63	49.1	15046	11.73	7.71	5.86	3.89	*	*	*	*	*	
	32.24	54.3	15046	12.96	8.52	6.48	4.29	*	*	*	*	*	
	30.47	57.4	14869	13.55	8.90	6.77	4.49	*	*	*	*	*	
	27.57	63.5	14604	14.71	9.67	7.35	4.87	*	*	*	*	*	
	25.69	68.1	14604	15.78	10.37	7.89	5.23	*	*	*	*	*	
	23.49	74.5	14604	17.26	11.34	8.63	5.72	*	*	*	*	*	
	21.38	81.9	14161	18.39	12.09	9.20	6.10				*	*	
	19.34	90.5	14161	<i>20.00</i>	<i>15.00</i>	<i>10.00</i>	<i>7.50</i>				*	*	

NORBLOC.1
Helical gear unit

* Caution: do not exceed the maximum drive power P_{1max} according to the Type W column.
The italicized power values shown are not the mechanical limit and may be increased through discussion with NORD engineering.

Gear Unit	Total Weight [lbs]					
	W	56C	140TC	180TC	210TC	250TC
SK 873.1	196	185	185	201	201	232

SK 972.1



	i_{ges}	n_2	M_{2max}	W				NEMA							
				$n_1 =$ 1750min ⁻¹ [min ⁻¹]	$f_B = 1$	P_{1max}		$f_B \geq 1$		$f_B \Rightarrow$ B4 – 49					
						$n_1 =$ 1750min ⁻¹	$n_1 =$ 1150min ⁻¹	$n_1 =$ 875min ⁻¹	$n_1 =$ 580min ⁻¹	(Max Input Power)					
						[hp]	[hp]	[hp]	[hp]	56C (1 hp)	140TC (2 hp)	180TC (5 hp)	210TC (10 hp)	250TC (20 hp)	280TC (30 hp)
SK 972.1	42.76	40.9	25667	16.67	10.95	8.33	5.52				*				
W	37.19	47.1	25667	19.16	12.59	9.58	6.35				*	*			
in	30.29	57.8	24782	22.72	14.93	11.36	7.53				*	*			
B99	27.66	63.3	23012	23.10	15.18	11.55	7.66				*	*			
	23.19	75.5	20357	24.37	16.02	12.19	8.08				*	*			
	21.99	79.6	24782	31.29	20.56	15.65	10.37				*	*			
NEMA	19.72	88.7	24782	34.89	22.93	17.45	11.56				*	*	*		
in	17.65	99.2	24782	38.99	25.62	19.49	12.92				*	*	*	*	
	15.84	110	24251	42.51	27.94	21.26	14.09				*	*	*	*	
B112	14.16	124	23632	46.34	30.45	23.17	15.36	*	*		*	*	*	*	
	13.56	129	23100	47.30	31.08	23.65	15.68				*	*	*	*	
	12.86	136	23100	49.88	32.78	24.94	16.53	*	*	*	*	*	*	*	
	11.54	152	22304	<i>50.00</i>	<i>30.00</i>	<i>20.00</i>	<i>15.00</i>				*	*	*	*	
	10.35	169	21950	<i>50.00</i>	<i>30.00</i>	<i>20.00</i>	<i>15.00</i>				*	*	*	*	
	9.40	186	21950	<i>50.00</i>	<i>30.00</i>	<i>20.00</i>	<i>15.00</i>				*	*	*	*	
	8.45	207	20799	<i>50.00</i>	<i>30.00</i>	<i>20.00</i>	<i>15.00</i>				*	*	*	*	
	7.19	243	19914	<i>50.00</i>	<i>30.00</i>	<i>20.00</i>	<i>15.00</i>				*	*	*	*	
	6.68	262	19826	<i>50.00</i>	<i>30.00</i>	<i>20.00</i>	<i>15.00</i>				*	*	*	*	
	6.17	284	18410	<i>50.00</i>	<i>30.00</i>	<i>20.00</i>	<i>15.00</i>				*	*	*	*	
	5.25	333	17702	<i>50.00</i>	<i>30.00</i>	<i>20.00</i>	<i>15.00</i>				*	*	*	*	
	4.56	384	17702	<i>50.00</i>	<i>30.00</i>	<i>20.00</i>	<i>15.00</i>				*	*	*	*	
	3.74	468	16153	<i>50.00</i>	<i>30.00</i>	<i>20.00</i>	<i>15.00</i>				*	*	*	*	
	3.33	526	15046	<i>50.00</i>	<i>30.00</i>	<i>20.00</i>	<i>15.00</i>				*	*	*	*	

* **Caution:** do not exceed the maximum drive power P_{1max} according to the Type W column.
The italicized power values shown are not the mechanical limit and may be increased through discussion with NORD engineering.

Total Weight [lbs]

Gear Unit	W	56C	140TC	180TC	210TC	250TC	280TC
SK 972.1	278	267	267	283	283	314	336



SK 973.1

	i_{ges}	n_2 $n_1 =$ 1750min ⁻¹ [min ⁻¹]	M_{2max} $f_B = 1$ [lb-in]	W				NEMA								
				P_{1max}		$f_B \geq 1$		$f_B \Rightarrow$ B4 – 49								
				$n_1 =$ 1750min ⁻¹ [hp]	$n_1 =$ 1150min ⁻¹ [hp]	$n_1 =$ 875min ⁻¹ [hp]	$n_1 =$ 580min ⁻¹ [hp]	56C	140TC	180TC	210TC	250TC	280TC			
(Max Input Power)											(1 hp)	(2 hp)	(5 hp)	(10 hp)	(20 hp)	(30 hp)
SK 973.1	456.77	3.8	29207	1.78	1.17	0.89	0.59	*	*							
	414.73	4.2	29207	1.96	1.29	0.98	0.65	*	*							
W	362.89	4.8	29207	2.23	1.47	1.12	0.74	*	*							
$\frac{H}{in}$	325.47	5.4	29207	2.49	1.64	1.25	0.83	*	*	*						
	295.50	5.9	29207	2.74	1.80	1.37	0.91	*	*	*						
\Rightarrow B99	258.57	6.8	29207	3.14	2.06	1.57	1.04	*	*	*						
	234.77	7.5	29207	3.45	2.27	1.73	1.14	*	*	*						
NEMA	197.50	8.9	29207	4.11	2.70	2.05	1.36	*	*	*						
$\frac{H}{in}$	179.32	9.8	29207	4.52	2.97	2.26	1.50	*	*	*						
	173.58	10.1	26552	4.25	2.79	2.12	1.41	*	*	*						
\Rightarrow B112	157.60	11.1	26552	4.68	3.07	2.34	1.55	*	*	*						
	132.45	13.2	29207	6.12	4.02	3.06	2.03	*	*	*	*					
	120.26	14.6	29207	6.74	4.43	3.37	2.24	*	*	*	*					
	105.23	16.6	28322	7.47	4.91	3.74	2.48	*	*	*	*					
	94.96	18.4	29207	8.54	5.61	4.27	2.83	*	*	*	*	*				
	86.22	20.3	29207	9.41	6.18	4.70	3.12	*	*	*	*	*	*			
	77.16	22.7	29207	10.51	6.91	5.26	3.48	*	*	*	*	*	*	*		
	75.44	23.2	29207	10.75	7.06	5.37	3.56	*	*	*	*	*	*	*		
	68.50	25.5	29207	11.84	7.78	5.92	3.92	*	*	*	*	*	*	*		
	65.98	26.5	28322	11.92	7.83	5.96	3.95	*	*	*	*	*	*	*	*	
	59.91	29.2	28322	13.13	8.63	6.56	4.35	*	*	*	*	*	*	*	*	*
	55.66	31.4	28322	14.13	9.28	7.06	4.68	*	*	*	*	*	*	*	*	*
	52.32	33.4	28322	15.03	9.88	7.52	4.98	*	*	*	*	*	*	*	*	*
	47.60	36.8	28322	16.52	10.86	8.26	5.48	*	*	*	*	*	*	*	*	*
	42.51	41.2	28322	18.50	12.16	9.25	6.13	*	*	*	*	*	*	*	*	*
	37.36	46.8	28322	21.05	13.83	10.52	6.98	*	*	*	*	*	*	*	*	*
	35.19	49.7	28322	22.35	14.69	11.17	7.41	*	*	*	*	*	*	*	*	*
	31.95	54.8	28322	24.61	16.17	12.31	8.16	*	*	*	*	*	*	*	*	*
	30.97	56.5	27437	24.60	16.17	12.30	8.15	*	*	*	*	*	*	*	*	*
	27.22	64.3	26552	27.09	17.80	13.54	8.98	*	*	*	*	*	*	*	*	*
	25.51	68.6	26552	28.9	18.99	14.45	9.58				*	*	*	*	*	*
	22.42	78.1	24782	<i>30.00</i>	<i>20.00</i>	<i>15.00</i>	<i>10.00</i>				*	*	*	*	*	*

NORDBLOC.1
Helical gear unit

* **Caution:** do not exceed the maximum drive power P_{1max} according to the Type W column.
The italicized power values shown are not the mechanical limit and may be increased through discussion with NORD engineering.

Total Weight [lbs]

Gear Unit	W	56C	140TC	180TC	210TC	250TC	280TC
SK 973.1	282	267	272	287	287	318	340



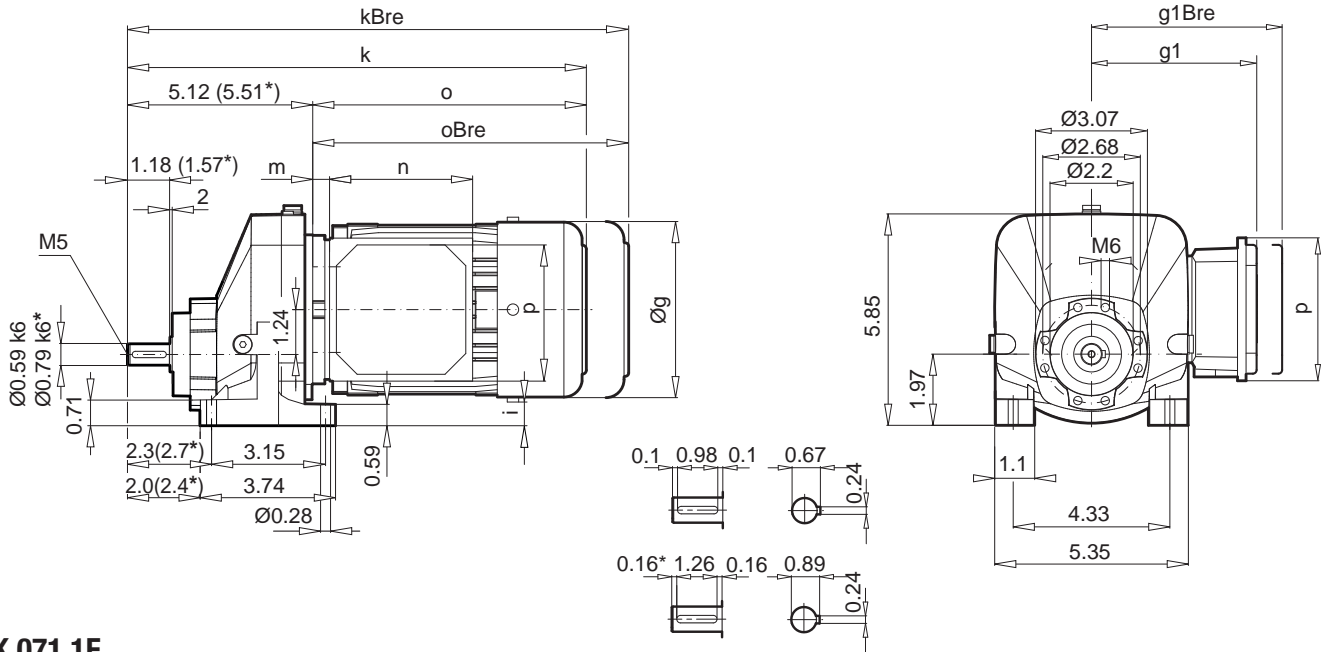
Notes

Grid area for notes.



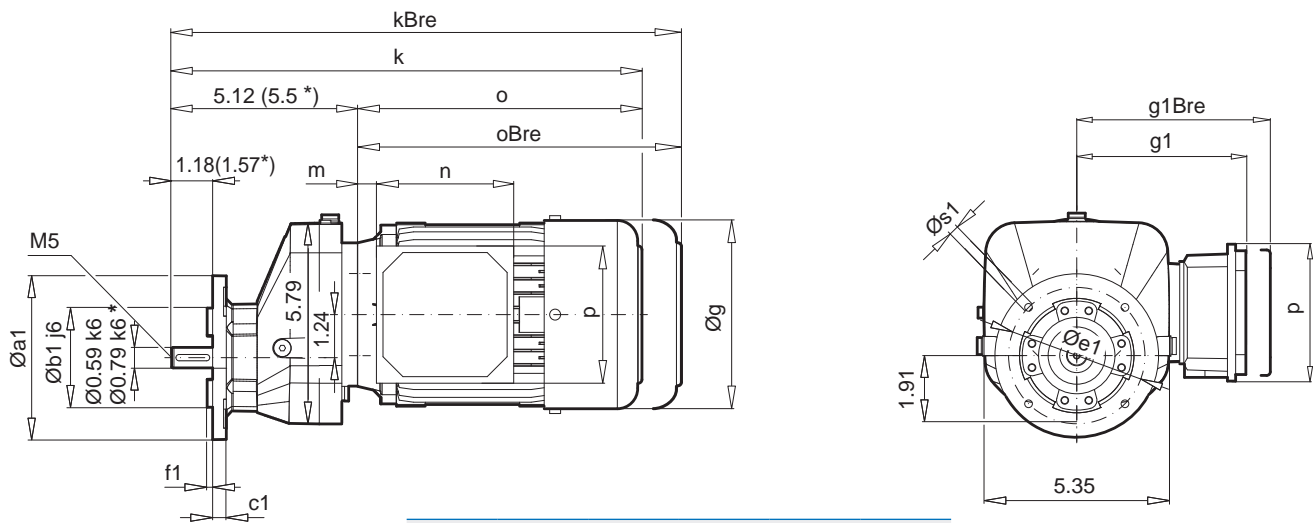
SK 071.1 SK 071.1F

SK 071.1XZ



NORDBLOC.1
Helical gear unit

SK 071.1F



a1	b1	c1	e1	f1	s1
4.72	3.15	0.31	3.94	0.12	4 x 0.26
5.51	3.74	0.31	4.53	0.12	4 x 0.35
6.30	4.33	10.00	0.39	0.14	4 x 0.35

± ⇨ A58	63 SP/LP	71 SP/LP	80 SP/LP	90 SP
g	5.12	5.71	6.50	7.20
g1 / g1Bre	4.53 / 4.84	4.88 / 5.24	5.59 / 5.59	5.79 / 5.79
k / kBre*	12.68 / 14.88	13.54 / 15.83	14.41 / 16.93	15.98 / 18.94
o / oBre	7.56 / 9.76	8.43 / 10.71	9.29 / 11.81	10.87 / 13.82
m / mBre	0.47 / 0.71	0.79 / 1.02	0.87 / 1.02	1.02 / 1.18
n / nBre	3.94 / 5.28	3.94 / 5.28	4.49 / 6.02	4.49 / 6.02
p / pBre	3.94 / 3.50	3.94 / 3.50	4.49 / 4.25	4.49 / 4.25
i	0.65	0.35	0.01	-0.41

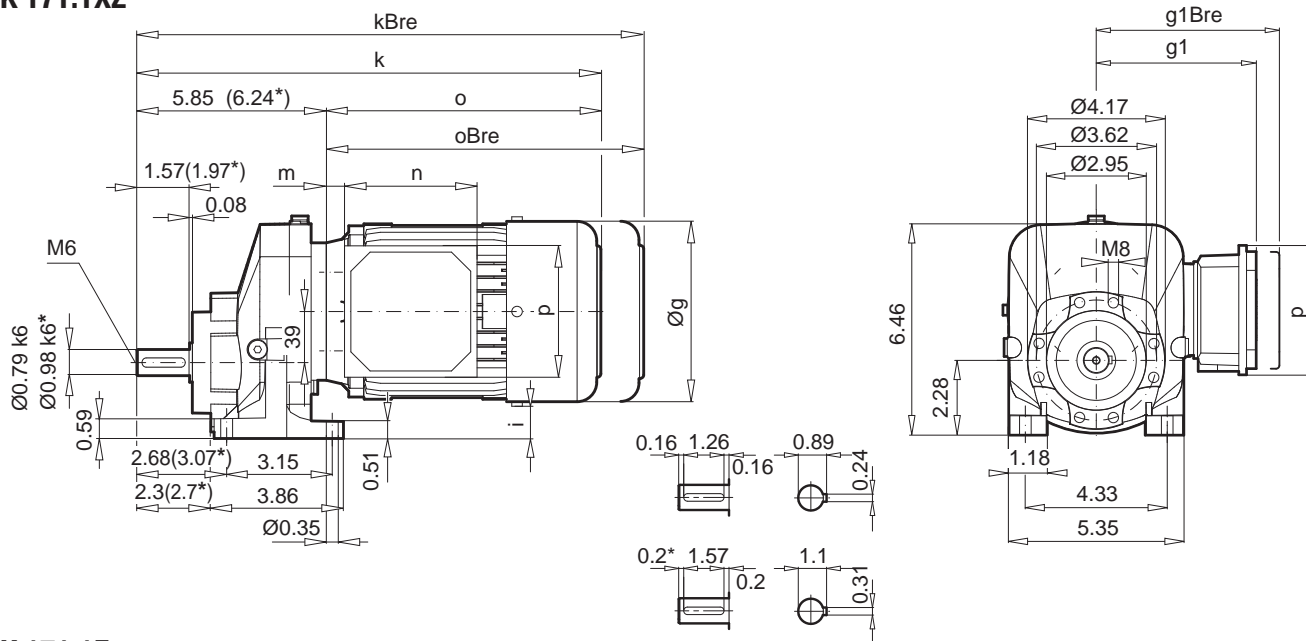


* + 0.39 in

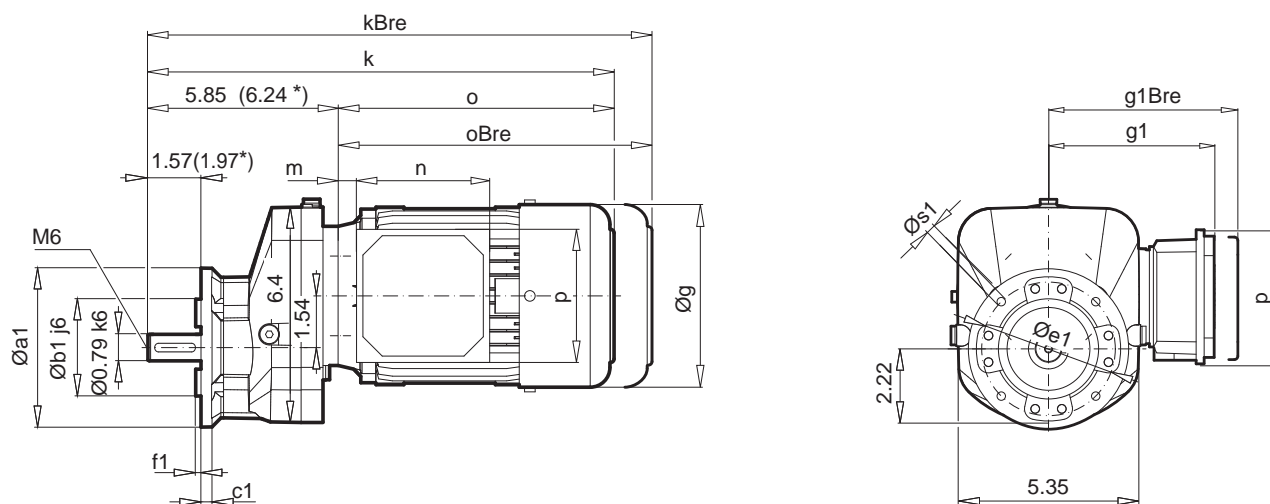
SK 171.1 SK 171.1F



SK 171.1XZ



SK 171.1F



a1	b1	c1	e1	f1	s1
4.72	3.15	0.31	3.94	0.12	4 x 0.26
0.22	3.74	0.31	4.53	0.12	4 x 0.35
6.30	4.33	0.39	5.12	0.14	4 x 0.35
7.87	5.12	0.47	6.50	0.14	4 x 0.43

± ⇒ A58	63 SP/LP	71 SP/LP	80 SP/LP	90 SP/LP	100 LP	
g	5.12	5.71	6.50	7.20	7.95	
g1 / g1Bre	4.53 / 4.84	4.88 / 5.24	5.59 / 5.59	5.79 / 5.79	6.65 / 6.77	W ⇒ B98
k / kBre*	13.43 / 15.63	14.29 / 16.57	15.16 / 17.64	16.30 / 19.25	17.91 / 21.50	
o / oBre	7.56 / 9.76	8.43 / 10.71	9.29 / 11.81	10.87 / 13.82	12.05 / 15.63	
m / mBre	0.47 / 0.71	0.79 / 1.02	0.87 / 1.02	1.02 / 1.18	1.26 / 1.38	
n / nBre	3.94 / 5.28	3.94 / 5.28	4.49 / 6.02	4.49 / 6.02	4.49 / 6.02	
p / pBre	3.94 / 3.50	3.94 / 3.50	4.49 / 4.25	4.49 / 4.25	4.49 / 4.25	IEC, NEMA ⇒ B100
i	1.26	0.98	0.59	0.20	-0.16	

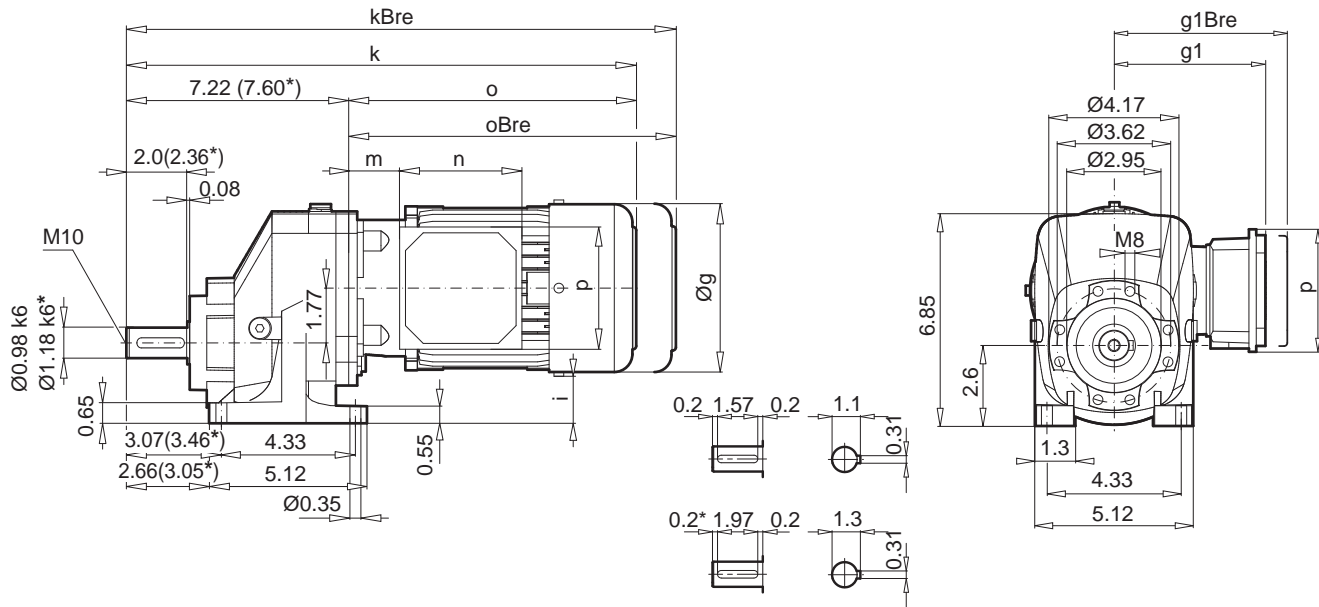
* + 0.39 in

NORDBLOC.1
Helical gear unit



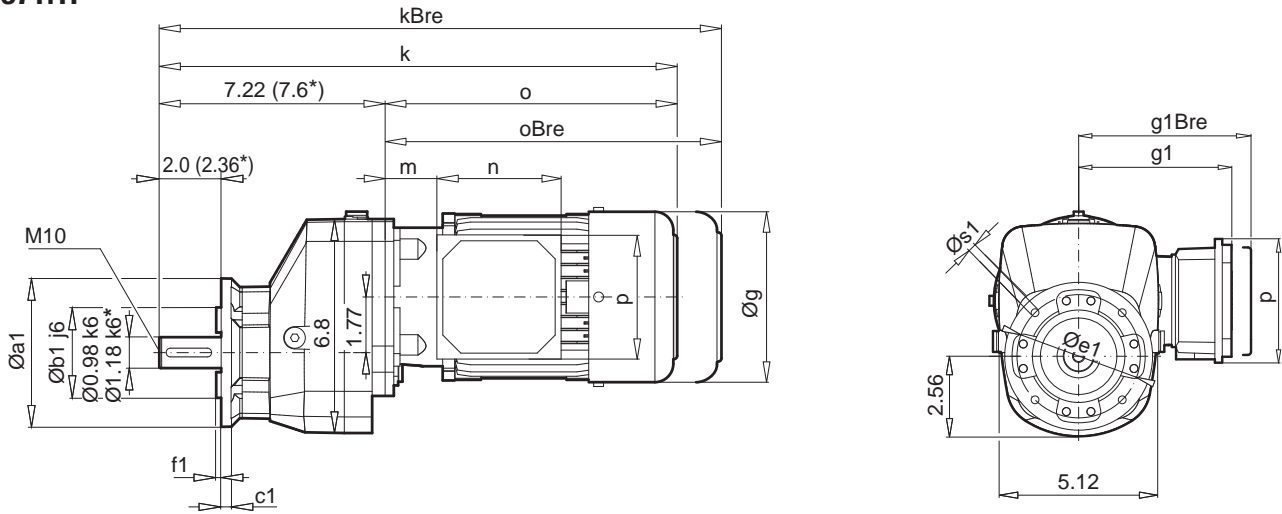
SK 371.1 SK 371.1F

SK 371.1XZ



NORDBLOC.1
Helical gear unit

SK 371.1F



a1	b1	c1	e1	f1	s1
4.72	3.15	0.31	3.94	0.12	4 x 0.26
5.51	3.74	0.31	4.53	0.12	4 x 0.35
6.30	4.33	0.39	5.12	0.14	4 x 0.35
7.87	5.12	0.47	6.50	0.14	4 x 0.43

± ⇨ A58	63 SP/LP	71 SP/LP	80 SP/LP	90 SP/LP	100 LP/AP	112 MP
g	5.12	5.71	6.50	7.20	7.95	8.90
g1 / g1Bre	4.53 / 4.84	4.88 / 5.24	5.59 / 5.59	5.79 / 5.79	6.65 / 6.77	7.05 / 7.17
k / kBre*	14.92 / 17.13	16.50 / 18.78	17.48 / 20	19.09 / 22.05	20.28 / 23.86	21.57 / 24.88
o / oBre	7.72 / 9.92	9.29 / 11.57	10.28 / 12.80	11.89 / 14.84	13.07 / 16.65	13.98 / 17.64
m / mBre	0.63 / 0.87	1.65 / 1.93	1.85 / 2.01	2.05 / 2.20	2.28 / 2.44	2.52 / 2.64
n / nBre	3.94 / 5.28	3.94 / 5.28	4.49 / 6.02	4.49 / 6.02	4.49 / 6.02	4.49 / 6.02
p / pBre	3.94 / 3.50	3.94 / 3.50	4.49 / 4.25	4.49 / 4.25	4.49 / 4.25	4.49 / 4.25
i	1.81	1.50	1.14	0.75	0.39	0.07

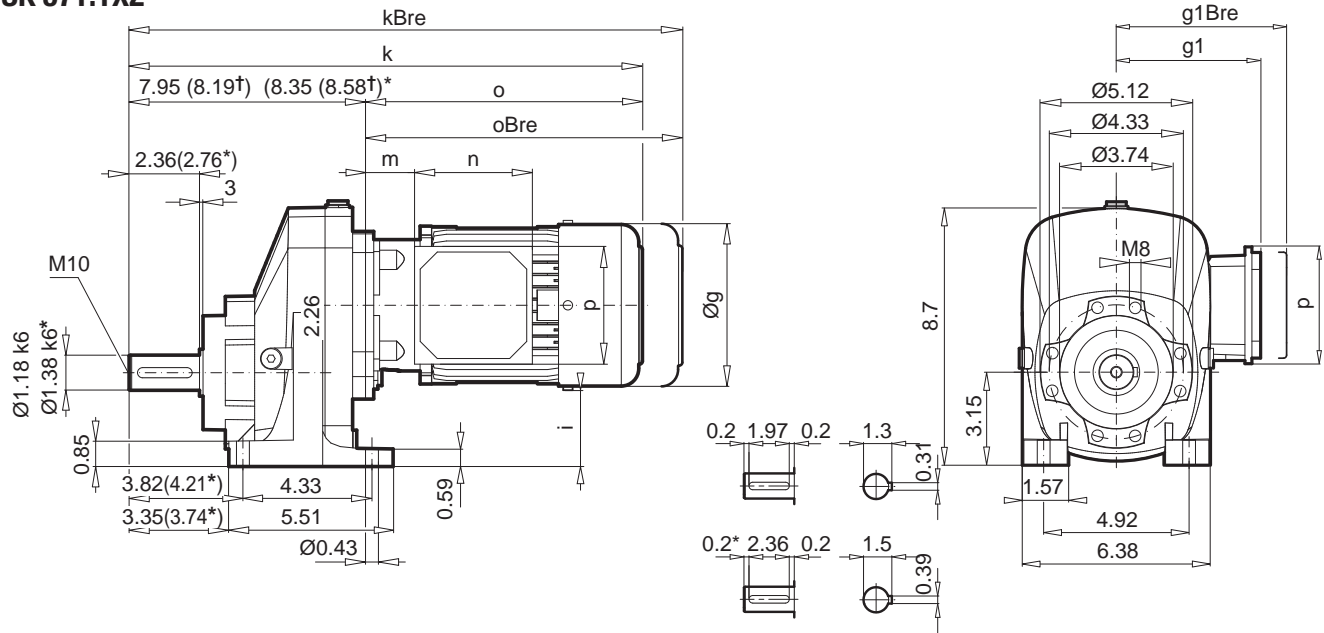


* + 0.39 in

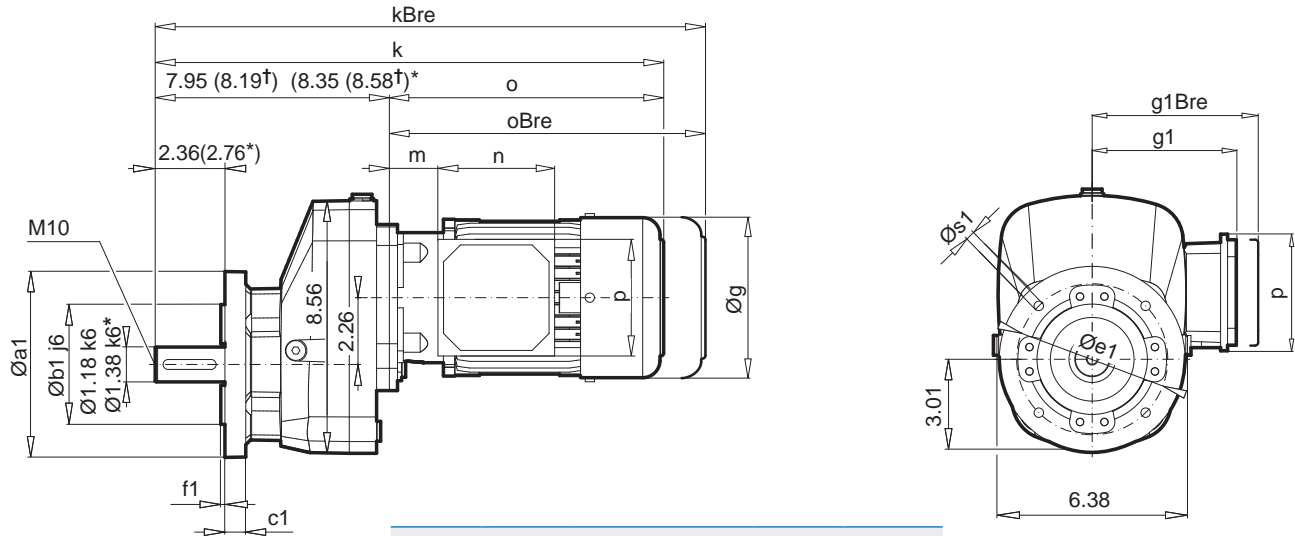
SK 571.1 SK 571.1F



SK 571.1XZ



SK 571.1F



a1	b1	c1	e1	f1	s1
6.30	4.33	0.39	5.12	0.14	4 x 0.35
7.87	5.12	0.47	6.50	0.14	4 x 0.43
9.84	7.09	0.59	8.46	0.14	4 x 0.53

± ↗ A58	71 LP	80 SP/LP	90 SP/LP	100 LP/AP	112 MP	132 SP/MP†
g	5.71	6.50	7.20	7.95	8.90	10.47
g1 / g1Bre	4.88 / 5.24	5.59 / 5.59	5.79 / 5.79	6.65 / 6.77	7.05 / 7.17	8.03 / 7.91
k / kBre*	17.24 / 19.53	18.23 / 20.75	19.84 / 22.80	21.02 / 24.61	22.91 / 26.61	25.32 / 29.53
o / oBre	9.29 / 11.57	10.28 / 12.80	11.89 / 14.84	13.07 / 16.65	14.96 / 18.66	17.13 / 21.34
m / mBre	1.65 / 1.93	1.85 / 2.01	2.05 / 2.20	2.28 / 2.44	2.52 / 2.64	2.80 / 2.44
n / nBre	3.94 / 5.28	4.49 / 6.02	4.49 / 6.02	4.49 / 6.02	4.49 / 6.02	4.80 / 7.28
p / pBre	3.94 / 3.50	4.49 / 4.25	4.49 / 4.25	4.49 / 4.25	4.49 / 4.25	4.80 / 5.47
i	2.56	2.19	1.79	1.44	0.96	0.20



W ⇨ B98



IEC, NEMA
⇨ B102

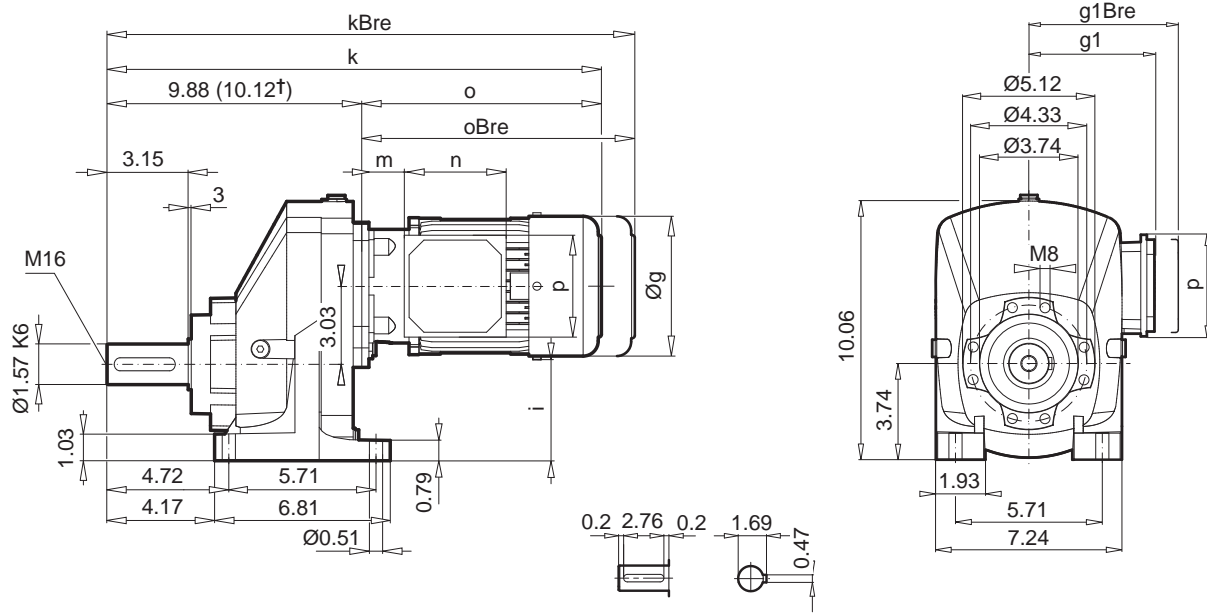
* + 0.39 in

NORBLOC.1
Helical gear unit



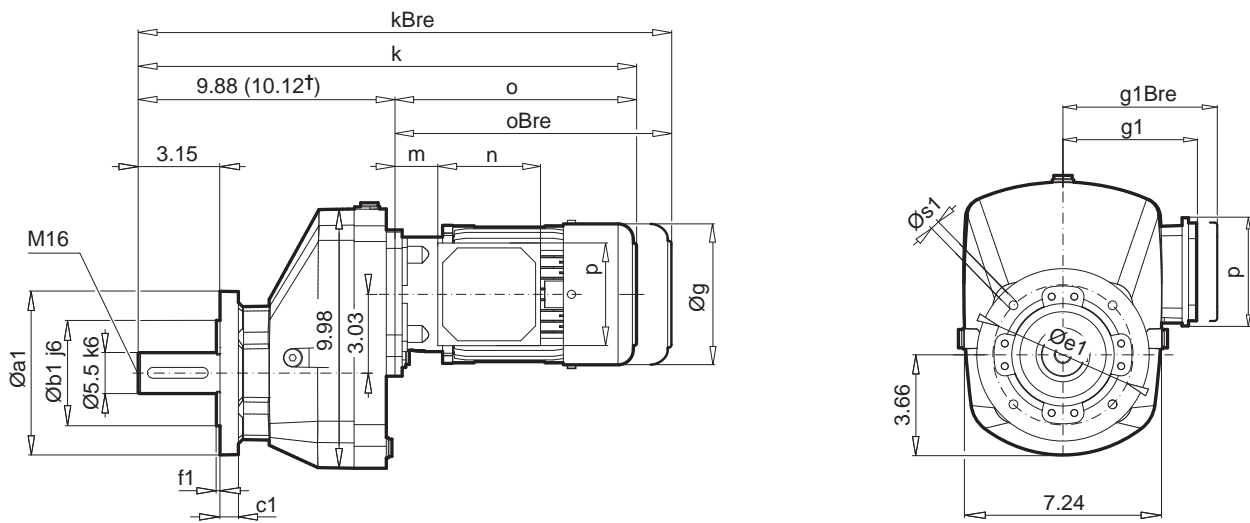
SK 771.1 SK 771.1F

SK 771.1XZ



NORDBLOC.1
Helical gear unit

SK 771.1F



a1	b1	c1	e1	f1	s1
6.30	4.33	0.39	5.12	0.14	4 x 0.35
7.87	5.12	0.47	6.50	0.14	4 x 0.43
9.84	7.09	0.59	8.46	0.14	4 x 0.53

± ⇒ A58	71 SP/LP	80 SP/LP	90 SP/LP	100 LP/AP	112 MP	132 SP/MP†
g	5.71	6.50	7.20	7.91	8.98	10.47
g1 / g1Bre	4.88 / 5.24	5.59 / 5.59	5.79 / 5.79	6.65 / 6.77	7.05 / 7.17	8.03 / 7.91
k / kBre	19.17 / 21.46	20.16 / 22.68	21.77 / 24.72	22.95 / 26.54	24.84 / 28.54	27.24 / 31.46
o / oBre	9.29 / 11.57	10.28 / 12.80	11.89 / 14.84	13.07 / 16.65	14.96 / 18.66	17.13 / 21.34
m / mBre	1.65 / 1.93	1.85 / 2.01	2.05 / 2.20	2.28 / 2.44	2.52 / 2.64	2.80 / 2.44
n / nBre	3.94 / 5.28	4.49 / 6.02	4.49 / 6.02	4.49 / 6.02	4.49 / 6.02	4.80 / 7.28
p / pBre	3.94 / 3.50	4.49 / 4.25	4.49 / 4.25	4.49 / 4.25	4.49 / 4.25	4.80 / 5.47
i	3.94	3.54	3.15	2.80	2.32	1.56



W ⇒ B98

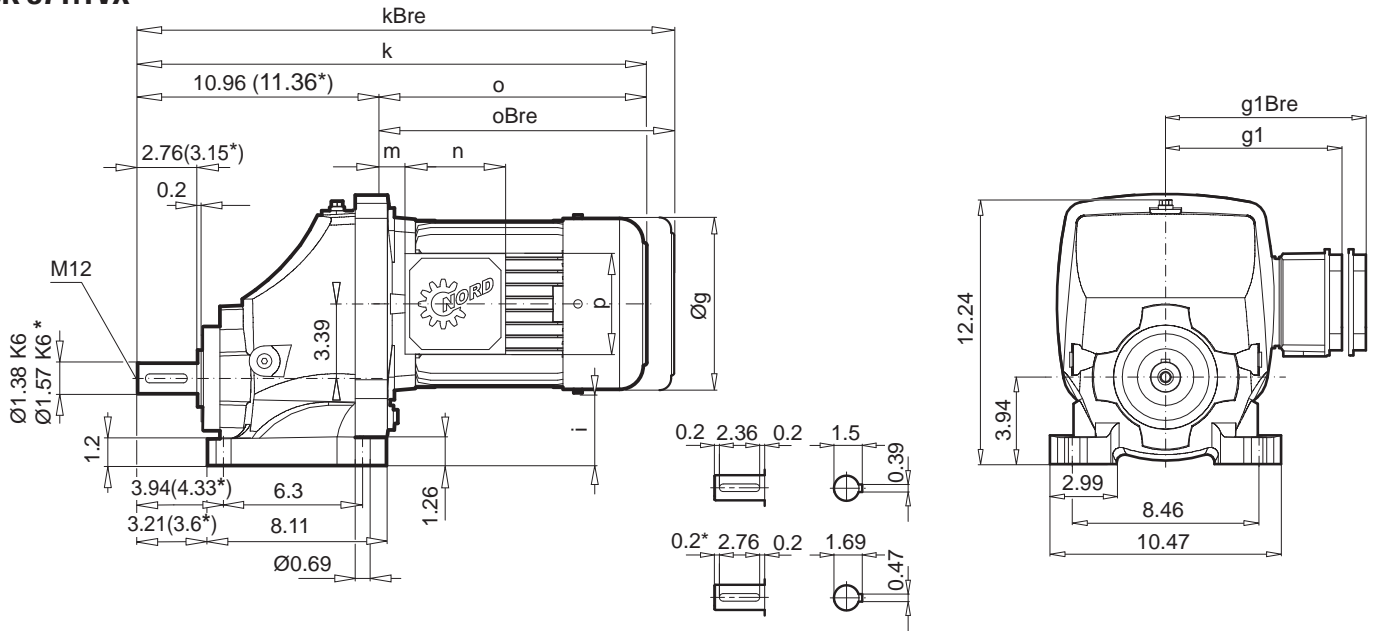


IEC, NEMA
⇒ B103

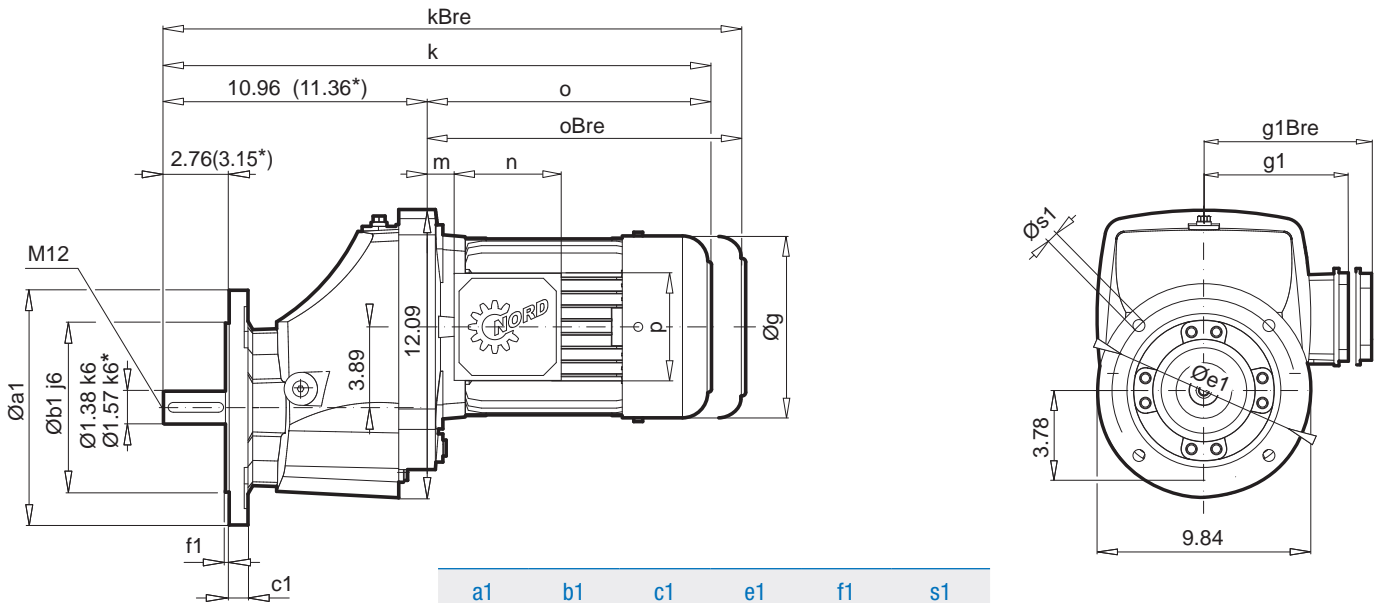
SK 871.1 SK 871.1F



SK 871.1VX



SK 871.1VF



a1	b1	c1	e1	f1	s1
9.84	7.09	0.79	8.46	0.16	4 x 0.5
11.81	9.06	0.79	10.43	0.16	4 x 0.5

± ↕ A58	100 LP/AP	112 MP	132 SP/MP	160 SP/MP	160 LP	180 MP/LP
g	7.95	8.90	10.47	12.60	12.60	14.06
g1 / g1Bre	6.65 / 6.77	7.05 / 7.17	8.03 / 7.91	9.53 / 9.53	9.53 / 9.53	10.16 / 10.16
k / kBre*	23.03 / 26.61	23.94 / 27.64	27.32 / 31.54	30.35 / 35.67	32.09 / 37.40	36.02 / 41.02
o / oBre	12.05 / 15.63	12.95 / 16.65	16.34 / 20.55	19.37 / 24.69	21.10 / 26.42	25.04 / 30.08
m / mBre	1.26 / 1.38	1.50 / 1.61	2.01 / 1.65	2.05 / 2.05	2.05 / 2.05	2.95 / 2.95
n / nBre	4.49 / 6.02	4.49 / 6.02	4.80 / 4.72	7.32 / 7.32	7.32 / 7.32	7.32 / 7.32
p / pBre	4.49 / 4.25	4.49 / 4.25	4.80 / 5.47	7.32 / 7.32	7.32 / 7.32	7.32 / 7.32
i	3.35	2.87	2.13	1.04	1.04	0.47



W ↕ B98



IEC, NEMA
↕ B104

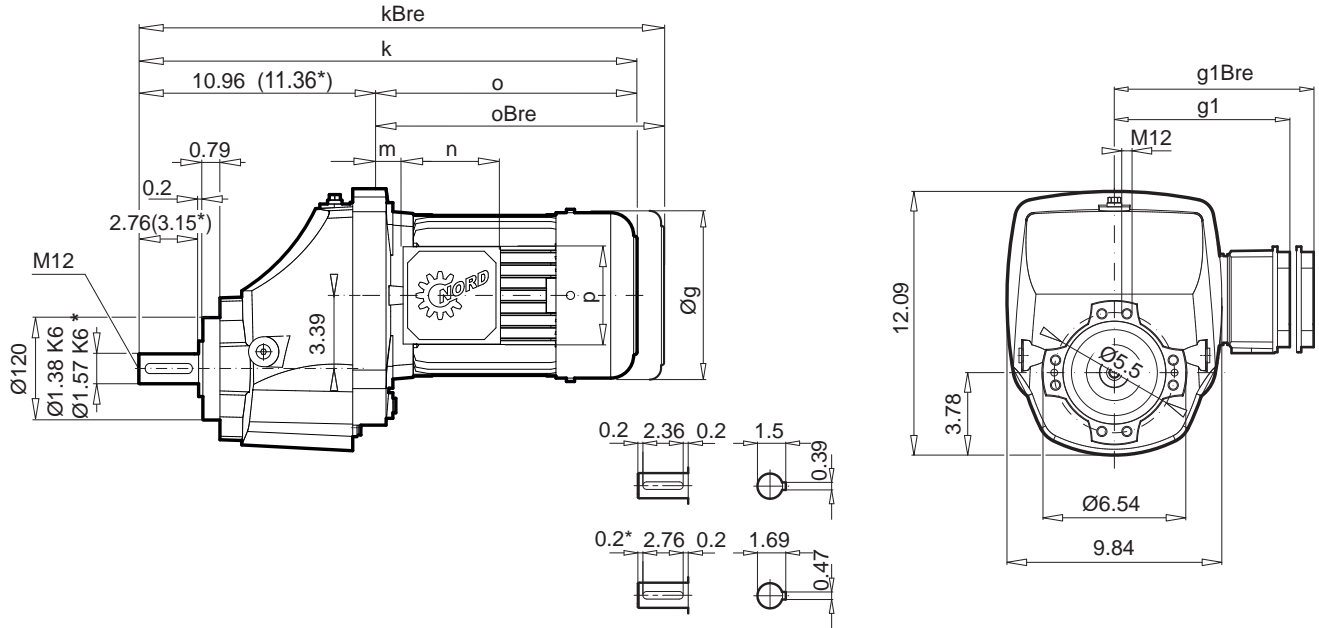
* + 0.39 in

NORBLOC.1
Helical gear unit



SK 871.1VZ

SK 871.1VZ



NORDBLOC.1
Helical gear unit

± ⇒ A58	100 LP/AP	112 MP	132 SP/MP	160 SP/MP	160 LP	180 MP/LP
g	7.95	8.90	10.47	12.60	12.60	14.06
g1 / g1Bre	6.65 / 6.77	7.05 / 7.17	8.03 / 7.91	9.53 / 9.53	9.53 / 9.53	10.16 / 10.16
k / kBre*	23.03 / 26.61	23.94 / 27.64	27.32 / 31.54	30.35 / 36.67	32.09 / 37.40	36.02 / 41.02
o / oBre	12.05 / 15.63	12.95 / 16.65	16.34 / 20.55	19.37 / 24.69	21.10 / 26.42	25.04 / 30.08
m / mBre	1.26 / 1.38	1.50 / 1.61	2.01 / 1.65	2.05 / 2.05	2.05 / 2.05	2.95 / 2.95
n / nBre	4.49 / 6.02	4.49 / 6.02	4.80 / 7.28	7.32 / 7.32	7.32 / 7.32	7.32 / 7.32
p / pBre	4.49 / 4.25	4.49 / 4.25	4.80 / 5.47	7.32 / 7.32	7.32 / 7.32	7.32 / 7.32



W ⇒ B98



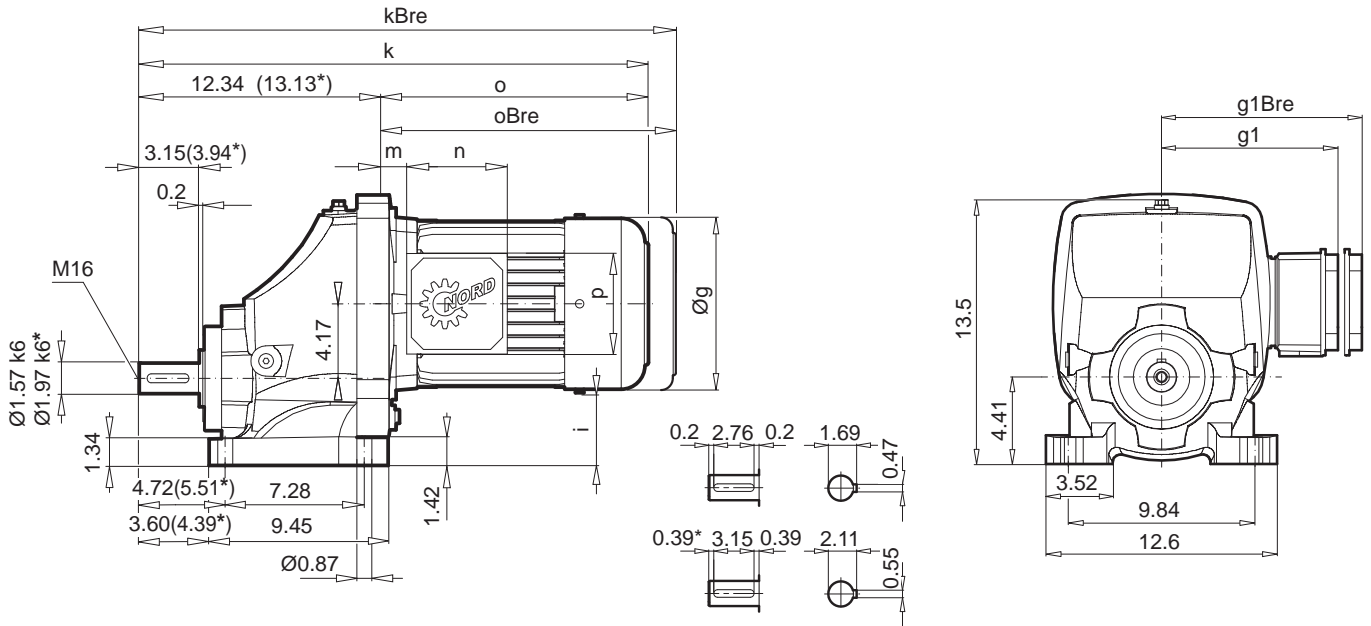
IEC, NEMA
⇒ B104

* + 0.39 in

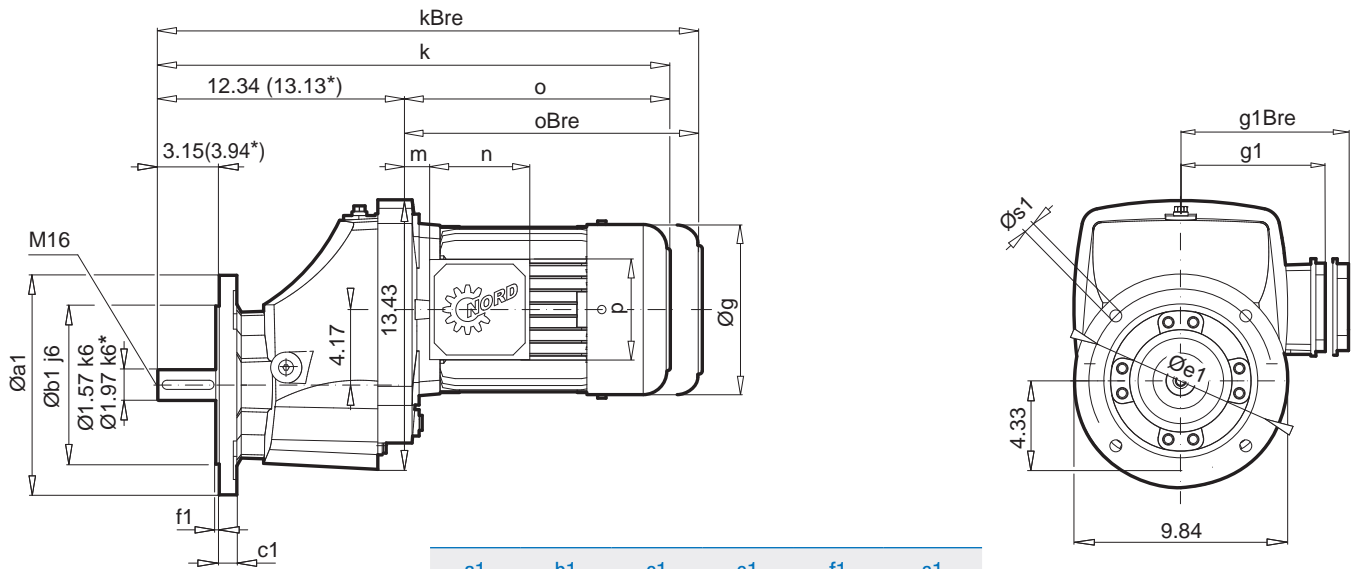
SK 971.1 SK 971.1F



SK 971.1VX



SK 971.1VF



a1	b1	c1	e1	f1	s1
11.81	9.06	0.79	10.43	0.16	4 x 0.5
13.78	9.84	0.79	11.81	0.20	4 x 0.5

± ↻ A58	100 LP/AP	112 MP	132 SP/MP	160 SP/MP	160 LP	180 MP/LP	225 RP/SP
g	7.95	8.90	10.47	12.60	12.60	14.06	17.52
g1 / g1Bre	6.65 / 6.77	7.05 / 7.17	8.03 / 7.91	9.53 / 9.53	9.53 / 9.53	10.16 / 10.16	13.78 / 13.78
k / kBre*	24.41 / 27.99	25.32 / 29.02	28.70 / 32.91	31.73 / 37.05	33.46 / 38.78	37.40 / 42.40	41.57 / 48.66
o / oBre	12.05 / 15.63	12.95 / 16.65	16.34 / 20.55	19.37 / 24.69	21.10 / 26.42	25.04 / 30.08	29.21 / 36.30
m / mBre	1.26 / 1.38	1.50 / 1.61	2.01 / 1.65	2.05 / 2.05	2.05 / 2.05	2.95 / 2.95	3.70 / 3.70
n / nBre	4.49 / 6.02	4.49 / 6.02	4.80 / 7.28	7.32 / 7.32	7.32 / 7.32	7.32 / 7.32	9.65 / 9.65
p / pBre	4.49 / 4.25	4.49 / 4.25	4.80 / 5.47	7.32 / 7.32	7.32 / 7.32	7.32 / 7.32	9.65 / 9.65
i	4.61	4.13	3.39	2.30	2.30	1.73	-0.20

* + 0.79 in



W ↻ B98



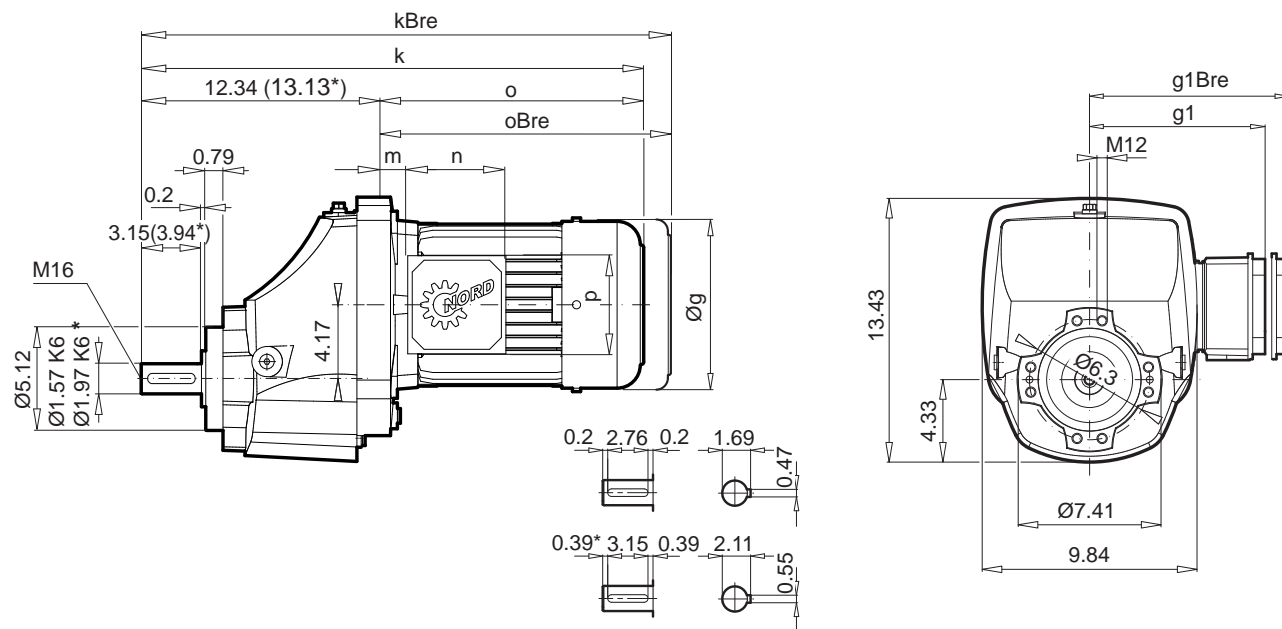
IEC, NEMA
↻ B104

NORDBLOC.1
Helical gear unit



SK 971.1VZ

SK 971.1VZ



NORDBLOC.1
Helical gear unit

± ⇒ A58	100 LP/AP	112 MP	132 SP/MP	160 SP/MP	160 LP	180 MP/LP
g	7.95	8.90	10.47	12.60	12.60	14.06
g1 / g1Bre	6.65 / 6.77	7.05 / 7.17	8.03 / 7.91	9.53 / 9.53	9.53 / 9.53	10.16 / 10.16
k / kBre*	24.41 / 27.99	25.32 / 29.02	28.70 / 32.91	31.73 / 37.05	33.46 / 38.78	37.40 / 42.40
o / oBre	12.05 / 15.63	12.95 / 16.65	16.34 / 20.55	19.37 / 24.69	21.10 / 26.42	25.04 / 30.08
m / mBre	1.26 / 1.38	1.50 / 1.61	2.01 / 1.65	2.05 / 2.05	2.05 / 2.05	2.95 / 2.95
n / nBre	4.49 / 6.02	4.49 / 6.02	4.80 / 7.28	7.32 / 7.32	7.32 / 7.32	7.32 / 7.32
p / pBre	4.49 / 4.25	4.49 / 4.25	4.80 / 139	7.32 / 7.32	7.32 / 7.32	7.32 / 7.32



W ⇒ B98



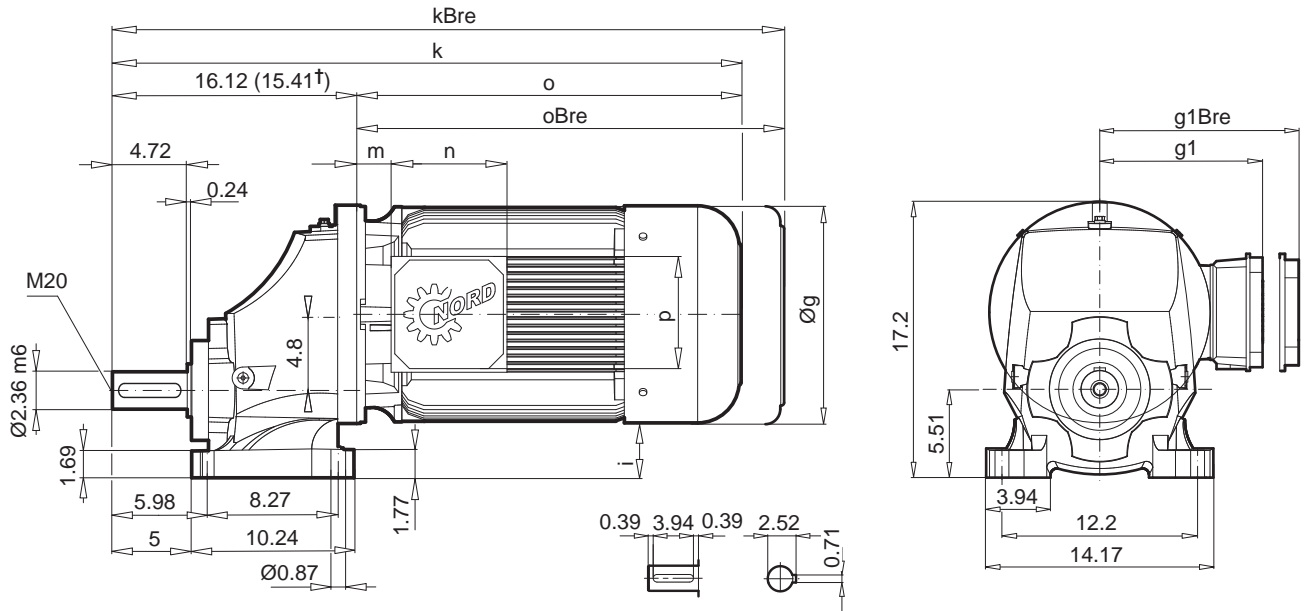
IEC, NEMA
⇒ B104

* + 0.79 in

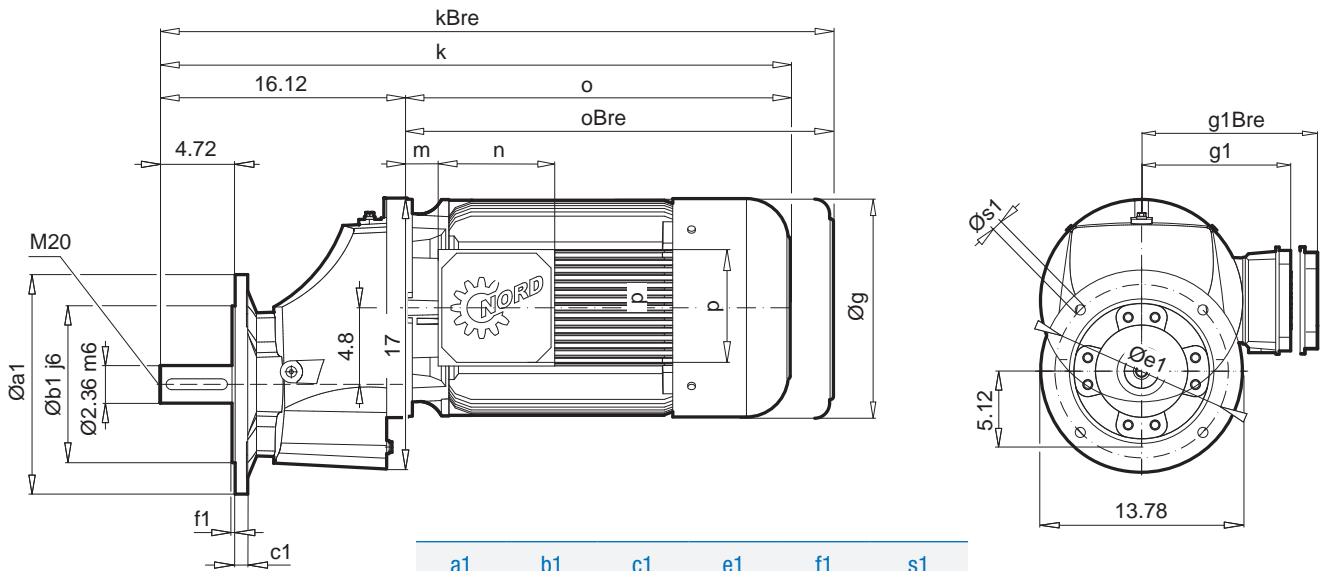
SK 1071.1 SK 1071.1F





SK 1071.1VX



SK 1071.1VF



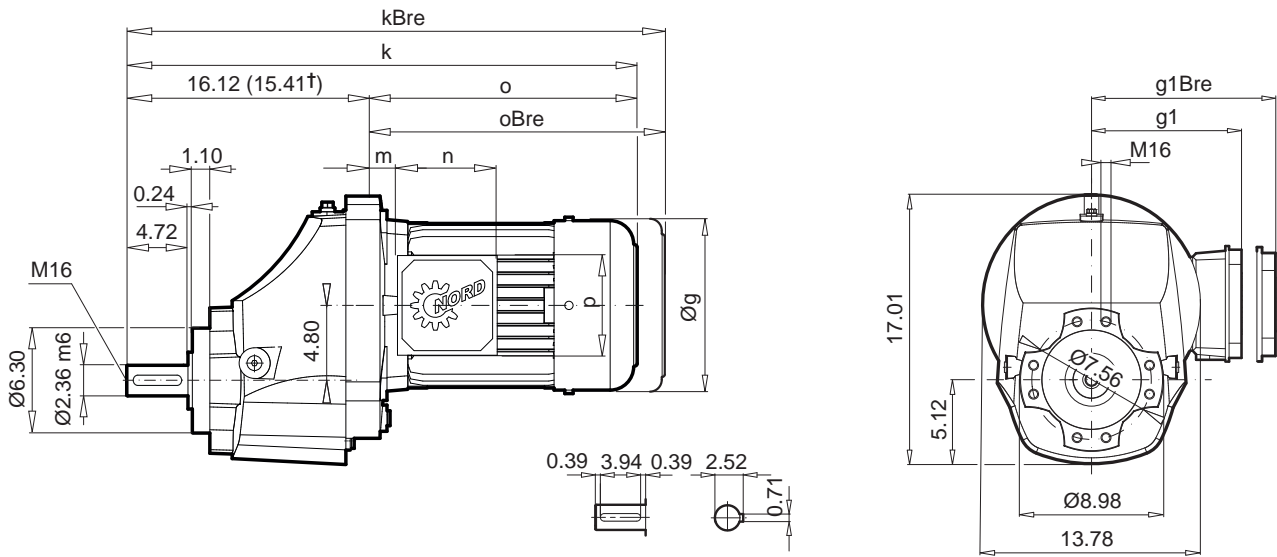
a1	b1	c1	e1	f1	s1
13.78	9.84	0.79	11.81	0.2	4 x 0.5
17.72	13.78	0.94	13.39	0.2	4 x 0.5

± ↕ A58	100 LP/AP	112 MP	132 SP/MP	160 SP/MP†	160 LP†	180 MP/LP†	225 SP†	
g	7.95	8.90	10.47	12.60	12.60	14.06	17.52	
g1 / g1Bre	6.65 / 6.77	7.05 / 7.17	8.03 / 7.91	9.53 / 9.53	9.53 / 9.53	10.16 / 10.16	13.78 / 13.78	 W ↕ B98
k / kBre	28.19 / 31.77	28.98 / 32.68	33.27 / 37.48	34.80 / 40.12	36.54 / 41.85	39.69 / 44.69	44.65 / 51.73	
o / oBre	12.05 / 15.63	12.83 / 16.54	17.13 / 21.34	19.37 / 24.69	21.10 / 26.42	24.25 / 29.29	29.21 / 36.30	
m / mBre	1.26 / 1.38	1.38 / 1.50	2.80 / 2.44	2.05 / 2.05	2.05 / 2.05	2.17 / 2.17	3.70 / 3.70	
n / nBre	4.49 / 6.02	4.49 / 6.02	4.80 / 7.28	7.32 / 7.32	7.32 / 7.32	7.32 / 7.32	9.65 / 9.65	 IEC, NEMA ↕ B105
p / pBre	4.49 / 4.25	4.49 / 4.25	4.80 / 5.47	7.32 / 7.32	7.32 / 7.32	7.32 / 7.32	9.65 / 9.65	
i	6.34	5.87	5.12	4.02	4.02	3.46	1.57	



SK 1071.1VZ

SK 1071.1VZ



NORDBLOC.1
Helical gear unit

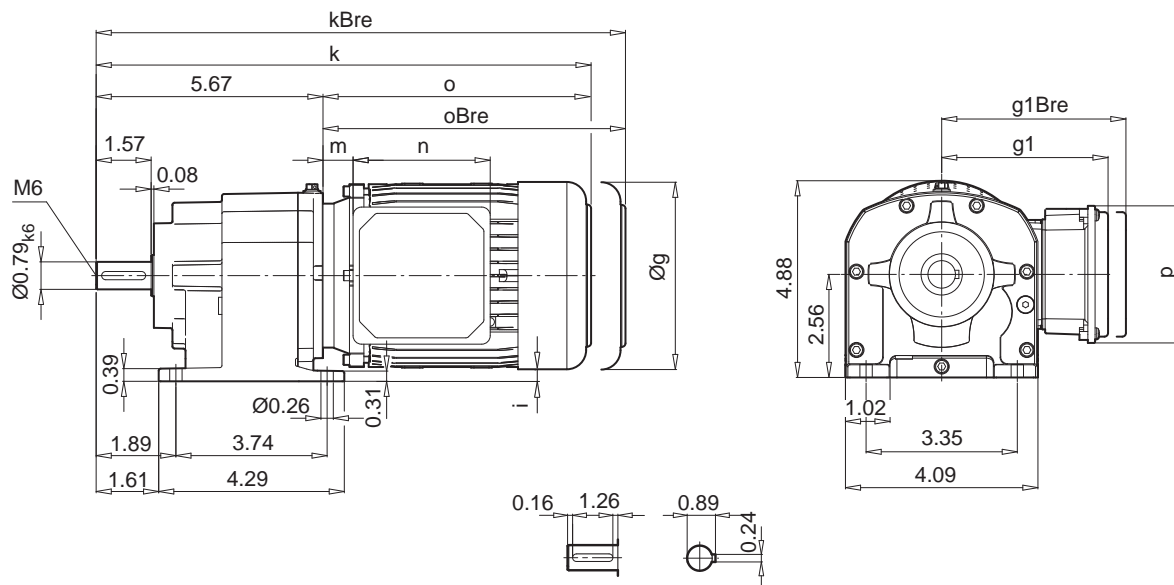
± ⇒ A58	100 LP/AP	112 MP	132 SP/MP	160 SP/MP†	160 LP†	180 MP/LP†	225 SP†	
g	7.95	8.90	10.47	12.60	12.60	14.06	17.52	
g1 / g1Bre	6.65 / 6.77	7.05 / 7.17	8.03 / 7.91	9.53 / 9.53	9.53 / 9.53	10.16 / 10.16	13.78 / 13.78	W ⇒ B98
k / kBre	28.19 / 31.77	28.98 / 32.68	33.27 / 37.48	34.80 / 40.12	36.54 / 41.85	39.69 / 44.69	44.65 / 51.73	
o / oBre	12.05 / 15.63	12.83 / 16.54	17.13 / 21.34	19.37 / 24.69	21.10 / 26.42	24.25 / 29.29	29.21 / 36.30	
m / mBre	1.26 / 1.38	1.38 / 1.50	2.80 / 2.44	2.05 / 2.05	2.05 / 2.05	2.17 / 2.17	3.70 / 3.70	
n / nBre	4.49 / 6.02	4.49 / 6.02	4.80 / 7.28	7.32 / 7.32	7.32 / 7.32	7.32 / 7.32	9.65 / 9.65	
p / pBre	4.49 / 4.25	4.49 / 4.25	4.80 / 5.47	7.32 / 7.32	7.32 / 7.32	7.32 / 7.32	9.65 / 9.65	IEC, NEMA ⇒ B105

SK 072.1

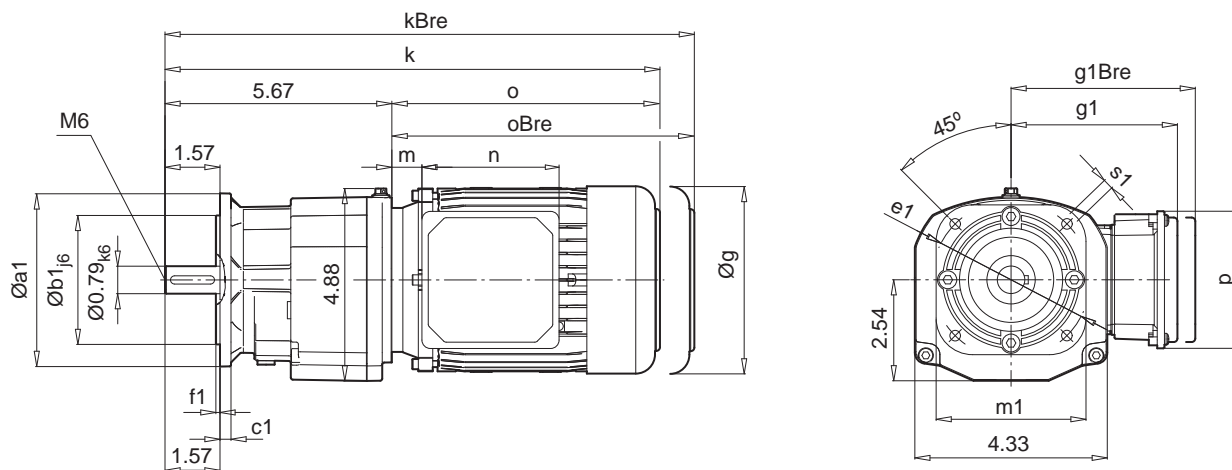
SK 072.1F



SK 072.1



SK 072.1F



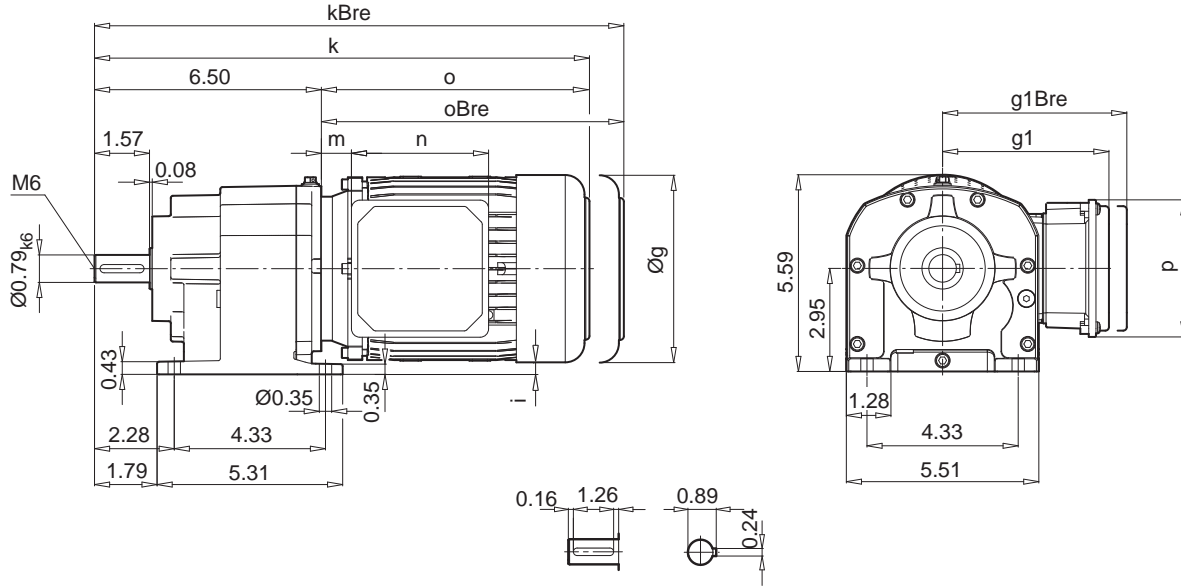
a1	b1	c1	e1	f1	s1	m1
4.72	3.15	0.28	3.94	0.12	0.26	3.54
5.51	3.74	0.35	4.53	0.12	0.35	4.33
6.30	4.33	0.39	5.12	0.14	0.35	4.92

± ⇄ A58	63 S / L	63 LA	71 S / L	71 LA
g	5.12	5.12	5.71	5.71
g1 / g1Bre	4.53 / 4.84	4.53 / 4.84	4.88 / 5.24	4.88 / 5.24
k / kBre	13.23 / 15.43	13.23 / 15.43	14.09 / 16.38	14.09 / 16.38
o / oBre	7.56 / 9.76	7.56 / 9.76	8.43 / 10.71	8.43 / 10.71
m / mBre	0.47 / 0.75	0.47 / 0.75	0.79 / 1.06	0.79 / 1.06
n / nBre	3.94 / 5.28	3.94 / 5.28	3.94 / 5.28	3.94 / 5.28
p / pBre	3.94 / 3.50	3.94 / 3.50	3.94 / 3.50	3.94 / 3.50
i	-	-	-0.30	-0.30



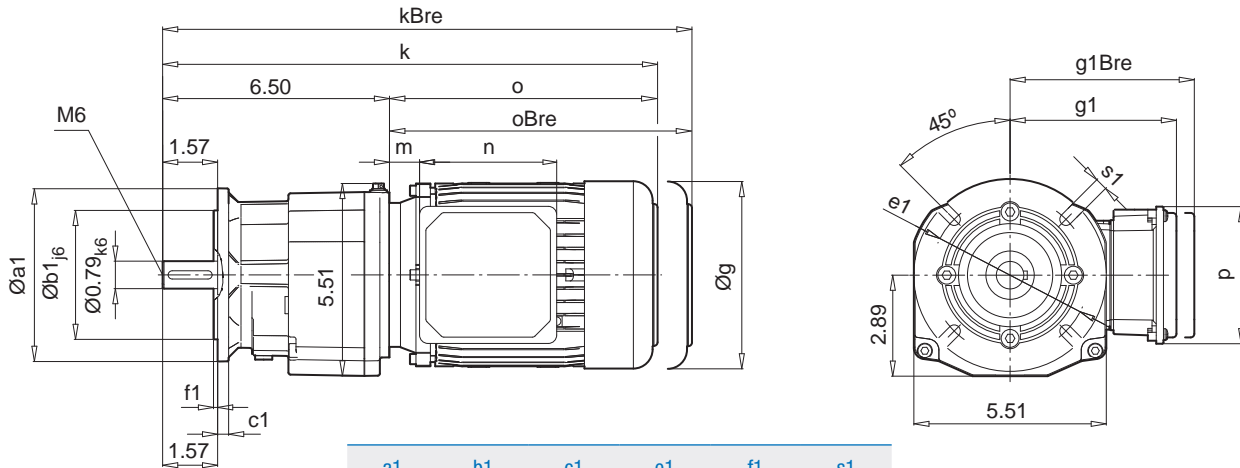
SK 172.1 SK 172.1F

SK 172.1



NORDBLOC.1
Helical gear unit

SK 172.1F



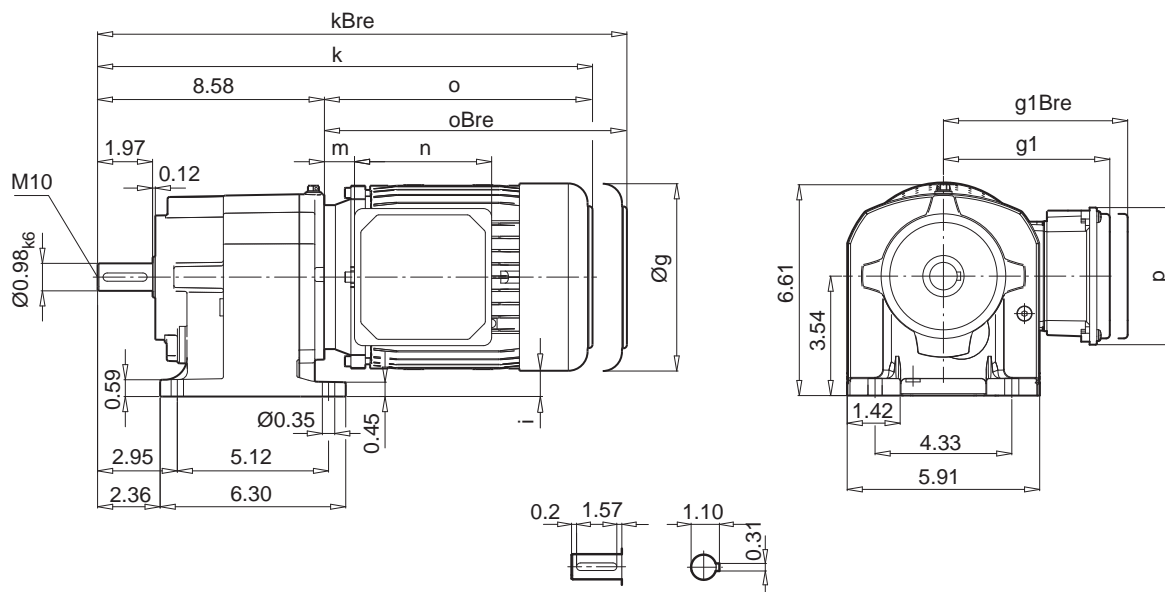
a1	b1	c1	e1	f1	s1
4.72	3.15	0.31	3.94	0.12	0.26
5.51	3.74	0.31	4.53	0.12	0.35
6.30	4.33	0.39	5.12	0.14	0.35
7.87	5.12	0.47	6.50	0.14	0.43

± ⇄ A58	63 S / L	71 S / L	80 SH	80 LP	90 SP / LP	
g	5.12	5.71	6.50	6.50	7.20	
g1 / g1Bre	4.53 / 4.84	4.88 / 5.24	5.59 / 5.59	5.59 / 5.59	5.79 / 5.79	W ⇄ B99
k / kBre	14.06 / 16.26	14.92 / 17.20	15.79 / 18.31	15.79 / 18.31	17.36 / 20.32	
o / oBre	7.56 / 9.76	8.43 / 10.71	9.29 / 11.81	9.29 / 11.81	10.87 / 13.82	
m / mBre	0.47 / 0.75	0.79 / 1.06	0.87 / 1.02	0.87 / 1.02	1.02 / 1.18	IEC, NEMA ⇄ B106
n / nBre	3.94 / 5.28	3.94 / 5.28	4.49 / 6.02	4.49 / 6.02	4.49 / 6.02	
p / pBre	3.94 / 3.50	3.94 / 3.50	4.49 / 4.25	4.49 / 4.25	4.49 / 4.25	
i	0.39	0.10	-0.30	-0.30	-0.65	

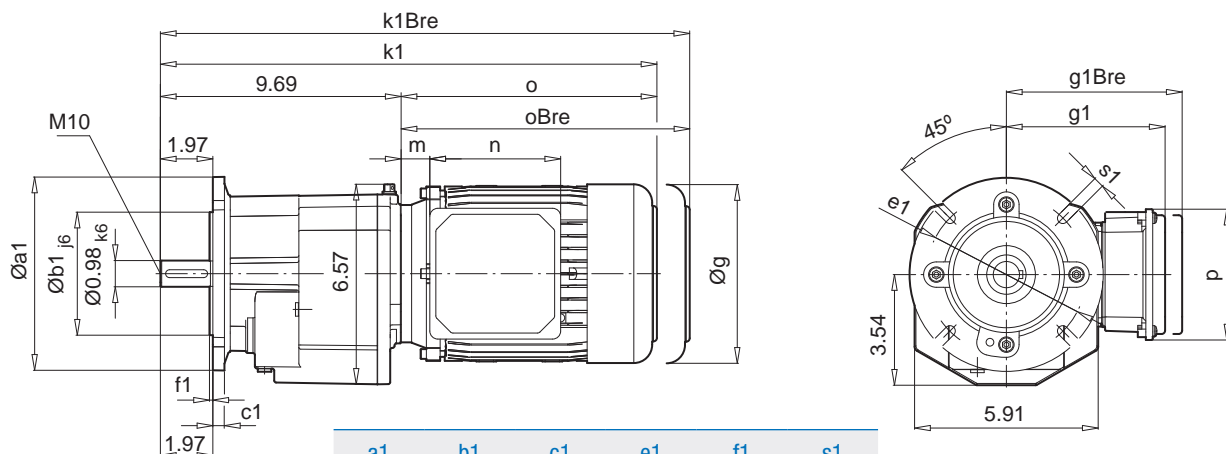
SK 372.1 SK 372.1F



SK 372.1



SK 372.1F



a1	b1	c1	e1	f1	s1
4.72			⇒ B107		
5.51	3.74	0.35	4.53	0.12	0.34
6.30	4.33	0.39	5.12	0.14	0.34
7.87	5.12	0.47	6.50	0.14	0.43
9.84	7.09	0.59	8.46	0.16	0.53

± ⇒ A58	63 S / L	71 S / L	80 SH	80 LP	90 SP/LP	100 LP/AP
g	5.12	5.71	6.50	6.50	7.20	7.91
g1 / g1Bre	4.53 / 4.84	4.88 / 5.24	5.59 / 5.59	5.59 / 5.59	5.79 / 5.79	5.65 / 6.77
k / kBre	16.30 / 18.50	17.87 / 20.16	18.86 / 21.38	18.86 / 21.38	20.47 / 23.43	21.65 / 25.24
k1 / k1Bre	17.40 / 19.61	18.98 / 21.26	19.96 / 22.48	19.96 / 22.48	21.57 / 24.53	22.76 / 26.34
o / oBre	7.72 / 9.92	9.29 / 11.57	10.28 / 12.80	10.28 / 12.80	11.89 / 14.84	13.07 / 16.65
m / mBre	0.63 / 0.91	1.65 / 1.93	1.85 / 2.01	1.85 / 2.01	2.05 / 2.20	2.28 / 2.44
n / nBre	3.94 / 5.28	3.94 / 5.28	16.30 / 6.02	16.30 / 6.02	16.30 / 6.02	16.30 / 6.02
p / pBre	3.94 / 3.50	3.94 / 3.50	5.67 / 4.25	5.67 / 4.25	5.67 / 4.25	5.67 / 4.25
i	0.98	0.69	0.30	0.30	-0.06	-0.41

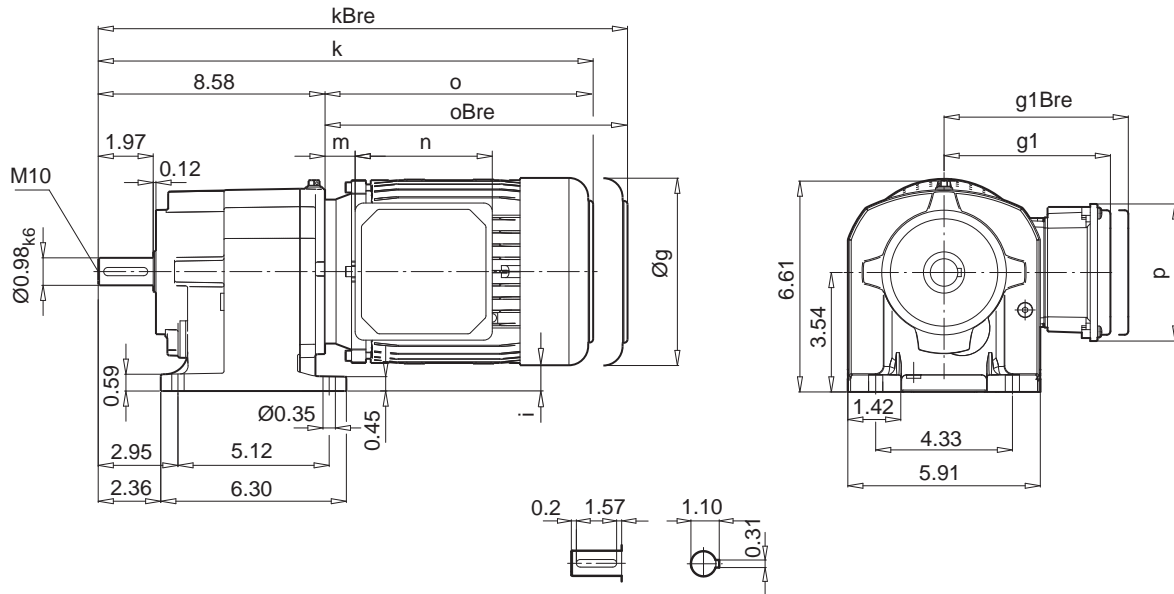


NORDBLOC.1
Helical gear unit



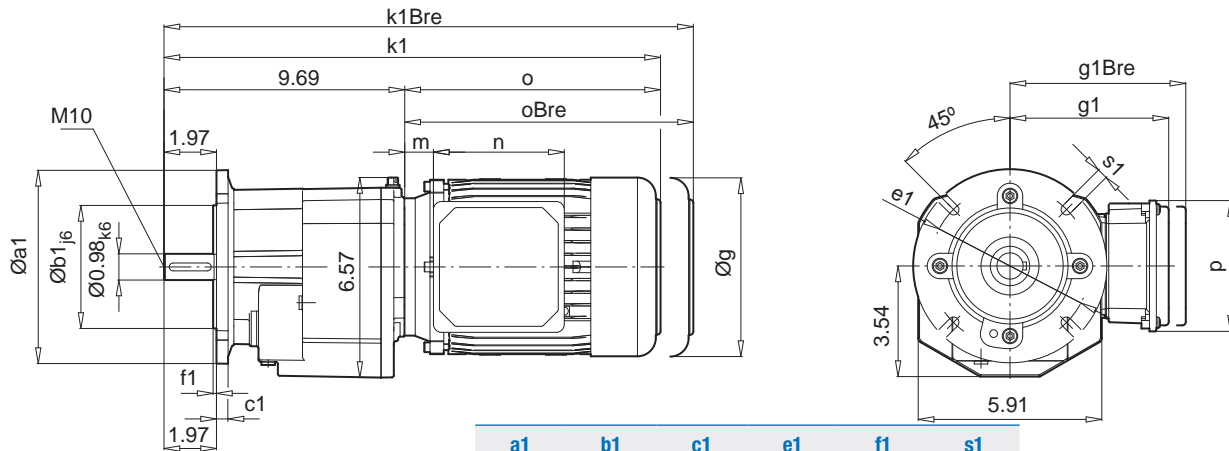
SK 373.1 SK 373.1F

SK 373.1



NORBLOC.1
Helical gear unit

SK 373.1F



a1	b1	c1	e1	f1	s1
4.72			⇒ B107		
5.51	3.74	0.35	4.53	0.12	0.34
6.30	4.33	0.39	5.12	0.14	0.34
7.87	5.12	0.47	6.50	0.14	0.43
9.84	7.09	0.59	8.46	0.16	0.53

± ⇒ A58	63 S / L	71 S / L	80 SH	80 LP	90 SP/LP
g	5.12	5.71	6.50	6.50	7.20
g1 / g1Bre	4.53 / 4.84	4.88 / 5.24	5.59 / 5.59	5.59 / 5.59	5.79 / 5.79
k / kBre	16.30 / 18.50	17.87 / 20.16	18.86 / 21.38	18.86 / 21.38	20.47 / 23.43
k1 / k1Bre	17.40 / 19.61	18.98 / 21.26	19.96 / 22.48	19.96 / 22.48	21.57 / 24.53
o / oBre	7.72 / 9.92	9.29 / 11.57	10.28 / 12.80	10.28 / 12.80	11.89 / 14.84
m / mBre	0.63 / 0.91	1.65 / 1.93	1.85 / 2.01	1.85 / 2.01	2.05 / 2.20
n / nBre	3.94 / 5.28	3.94 / 5.28	4.49 / 6.02	4.49 / 6.02	4.49 / 6.02
p / pBre	3.94 / 3.50	3.94 / 3.50	5.67 / 4.25	5.67 / 4.25	5.67 / 4.25
i	0.98	0.69	0.30	0.30	-0.06



W ⇒ B99

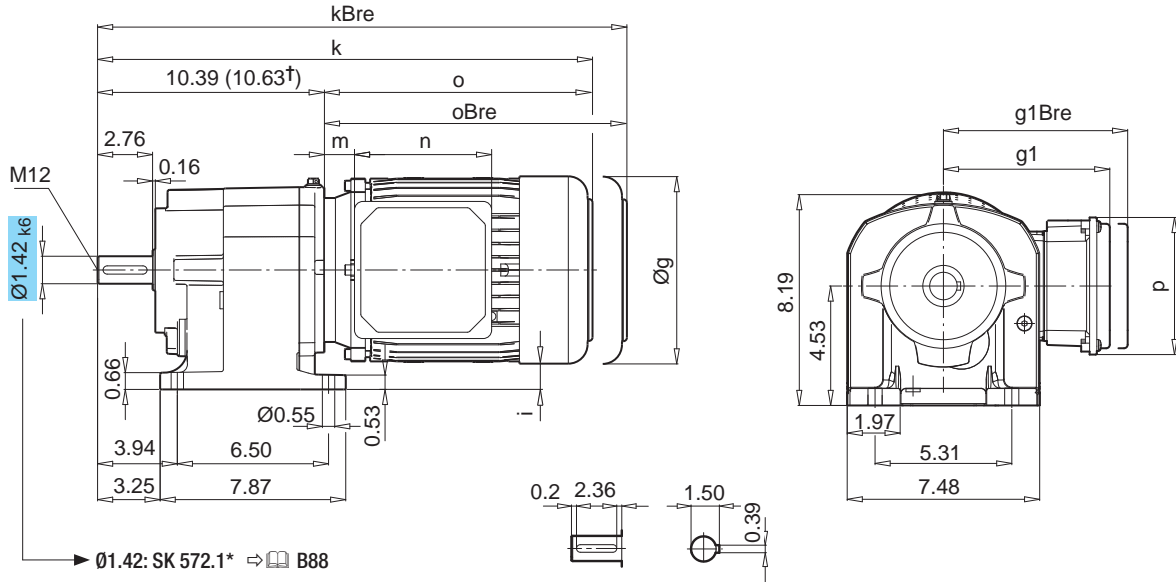


IEC, NEMA
⇒ B107

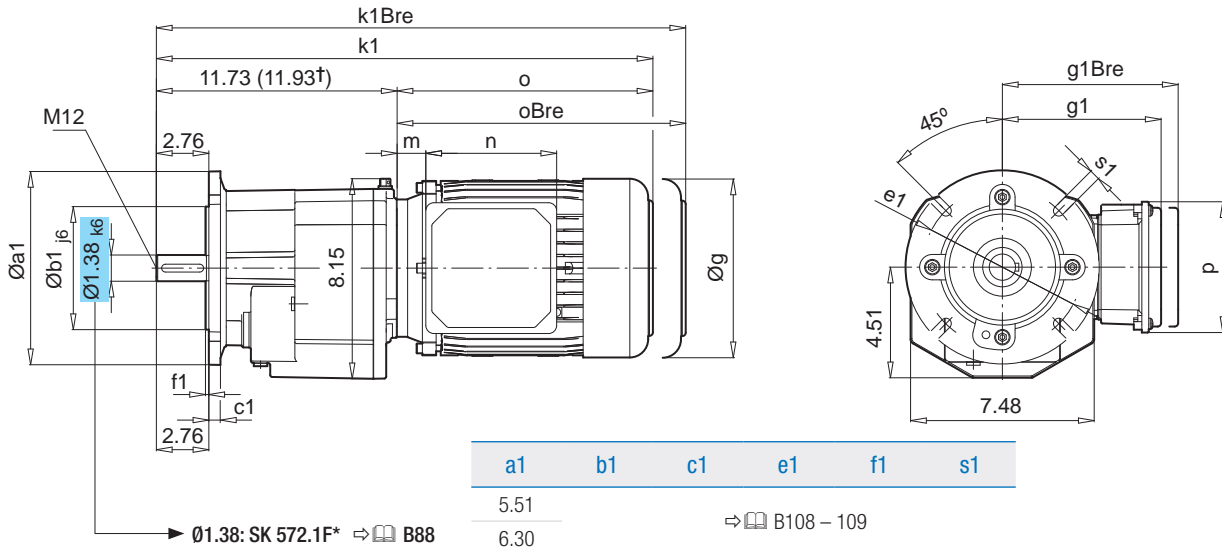
SK 572.1 SK 572.1F



SK 572.1



SK 572.1F



a1	b1	c1	e1	f1	s1
5.51					
6.30					⇨ B108 – 109
7.87	5.12	0.47	6.50	0.14	11.0
9.84	7.09	0.59	8.46	0.16	13.5
11.81	9.06	0.59	10.43	0.16	14.0


± ⇨ A58	71 S / L	80 SH	80 LP	90 SP/LP	100 LP/AP	112 MP	132 SP/MP†
g	5.71	6.50	6.50	7.20	7.91	8.98	10.39
g1 / g1Bre	4.88 / 5.24	5.59 / 5.59	5.59 / 5.59	5.79 / 5.79	6.65 / 6.77	7.05 / 7.17	8.03 / 7.91
k / kBre	19.69 / 21.97	20.67 / 23.19	20.67 / 23.19	22.28 / 25.24	23.46 / 27.05	25.35 / 29.06	27.76 / 31.97
k1 / k1Bre	21.02 / 23.31	22.01 / 24.53	22.01 / 24.53	23.62 / 26.57	24.80 / 28.39	26.69 / 30.39	29.06 / 33.31
o / oBre	9.29 / 11.57	10.28 / 12.80	10.28 / 12.80	11.89 / 14.84	13.07 / 16.65	16.96 / 18.66	17.13 / 21.34
m / mBre	1.65 / 1.93	1.85 / 2.01	1.85 / 2.01	2.05 / 2.20	2.28 / 2.44	2.52 / 2.64	2.80 / 2.44
n / nBre	3.94 / 5.28	4.49 / 6.02	4.49 / 6.02	4.49 / 6.02	4.49 / 6.02	4.49 / 6.02	4.80 / 7.28
p / pBre	3.94 / 3.50	5.67 / 4.25	5.67 / 4.25	5.67 / 4.25	5.67 / 4.25	5.67 / 4.25	5.67 / 4.25
i	1.67	1.28	1.28	0.93	0.57	0.04	-1.02



W ⇨ B99

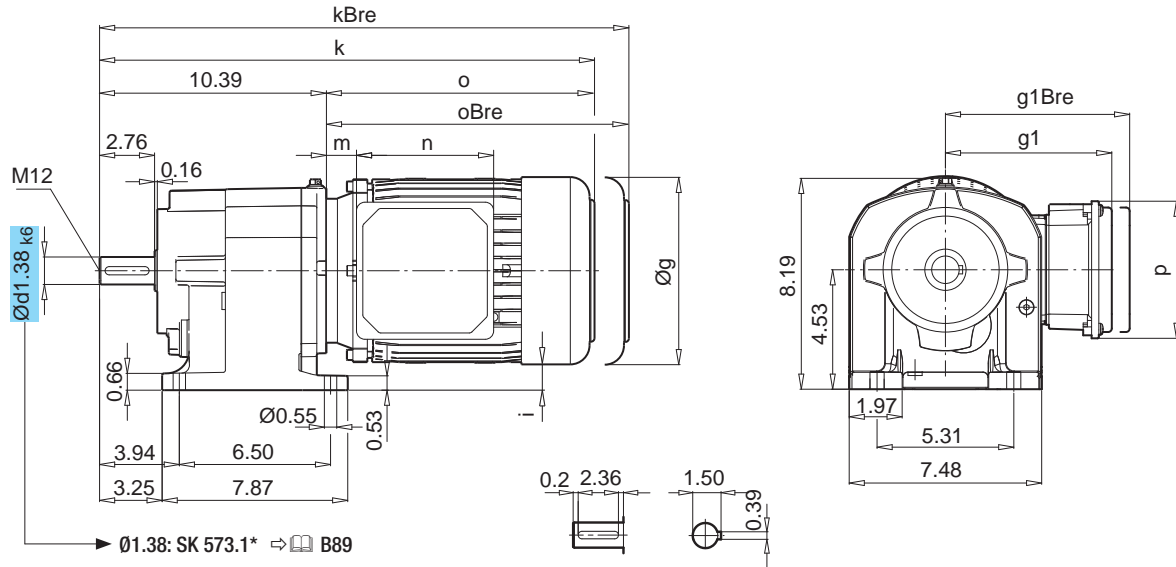


IEC, NEMA
⇨ B108



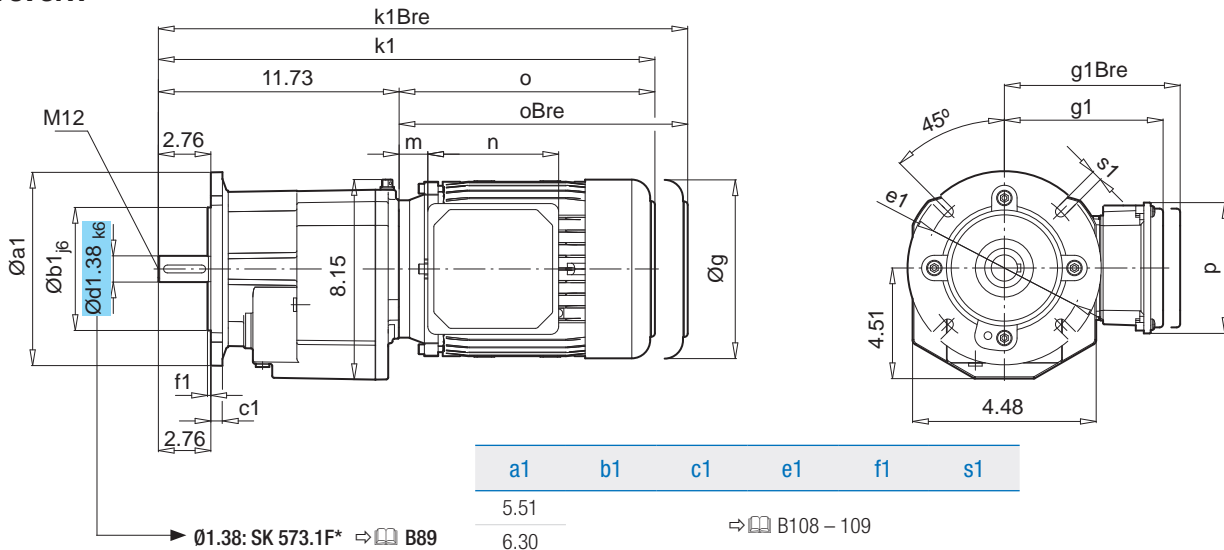
SK 573.1 SK 573.1F

SK 573.1




NORDBLOC.1
Helical gear unit

SK 573.1F



a1	b1	c1	e1	f1	s1
5.51					
6.30					⇒ B108 – 109
7.87	5.12	0.47	6.50	0.14	0.43
9.84	7.09	0.59	8.46	0.16	0.53
11.81	9.06	0.59	10.43	0.16	0.55

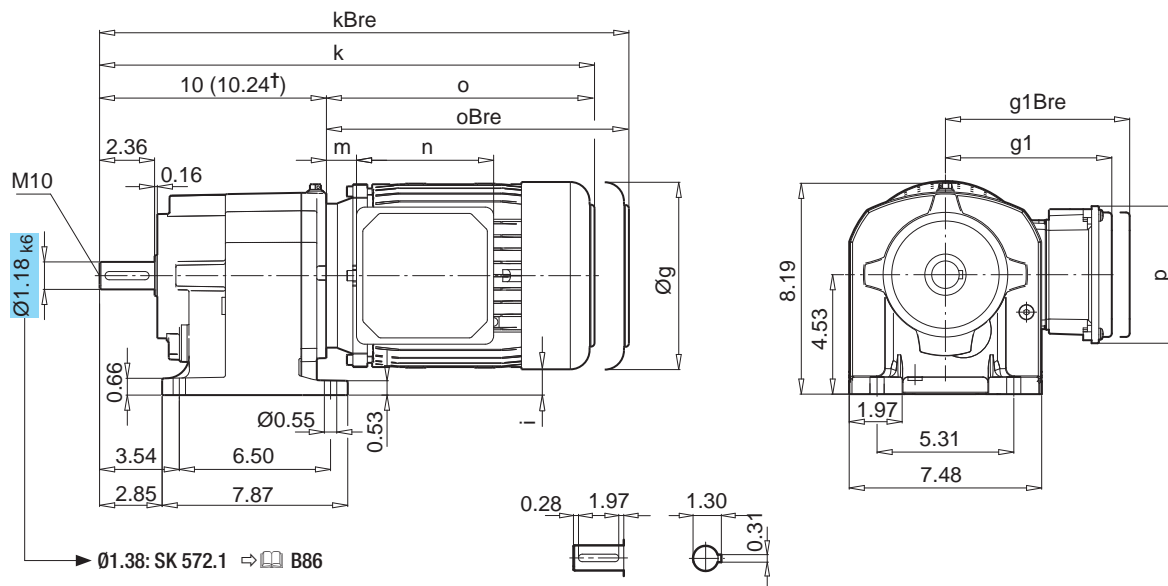
± ⇒ A58	63 S / L	71 S / L	80 SH	80 LP	90 SP/LP	100 LP/AP	112 MP
g	5.12	5.71	6.50	6.50	7.20	7.91	8.98
g1 / g1Bre	4.53 / 4.84	4.88 / 5.24	5.59 / 5.59	5.59 / 5.59	5.79 / 5.79	6.65 / 6.77	7.05 / 7.17
k / kBre	18.11 / 20.32	19.69 / 21.97	20.67 / 23.19	20.67 / 23.19	22.28 / 25.24	23.50 / 27.05	25.35 / 29.06
k1 / k1Bre	19.45 / 21.65	21.02 / 23.31	22.01 / 24.53	22.01 / 24.53	23.62 / 26.57	24.80 / 28.35	26.65 / 30.35
o / oBre	7.72 / 9.92	9.29 / 11.57	10.28 / 12.80	10.28 / 12.80	11.89 / 14.84	13.07 / 16.65	14.96 / 18.66
m / mBre	0.63 / 0.91	1.65 / 1.93	1.85 / 2.01	1.85 / 2.01	2.05 / 2.20	2.28 / 2.44	2.52 / 2.64
n / nBre	3.94 / 5.28	3.94 / 5.28	4.49 / 6.02	4.49 / 6.02	4.49 / 6.02	4.49 / 6.02	4.49 / 6.02
p / pBre	3.94 / 3.50	3.94 / 3.50	5.67 / 4.25	5.67 / 4.25	5.67 / 4.25	5.67 / 4.25	5.67 / 4.25
i	50.00	42.50	32.50	32.50	23.50	14.50	1.00



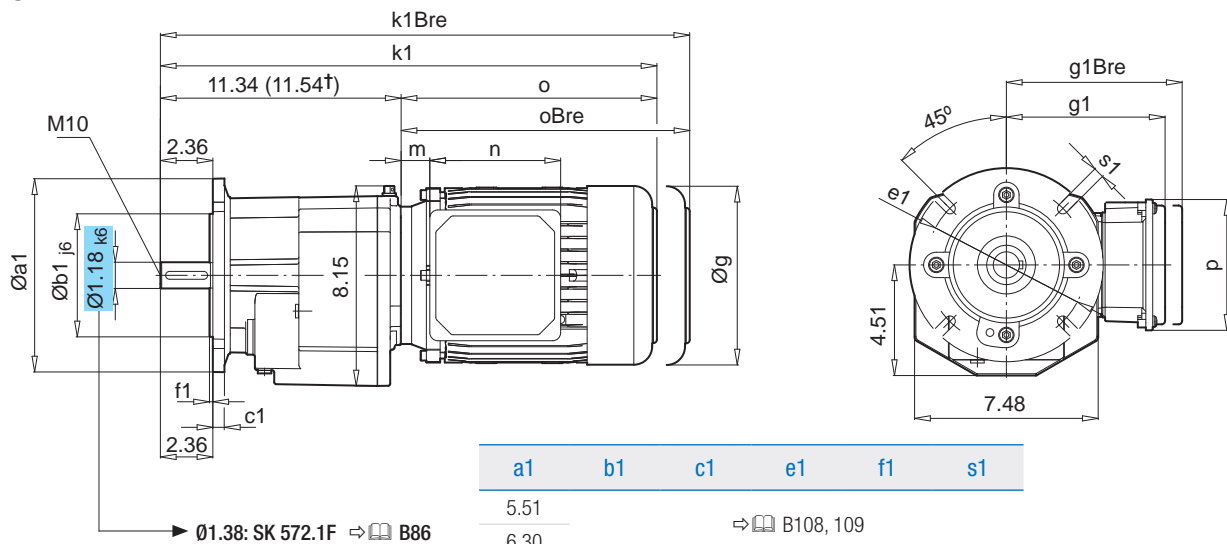
SK 572.1 SK 572.1F



SK 572.1*



SK 572.1F *



a1	b1	c1	e1	f1	s1
5.51					
6.30					⇒ B108, 109
7.87	5.12	0.47	6.50	0.14	0.43
9.84	7.09	0.59	8.46	0.16	0.53
11.81	9.06	0.59	10.43	0.16	0.55

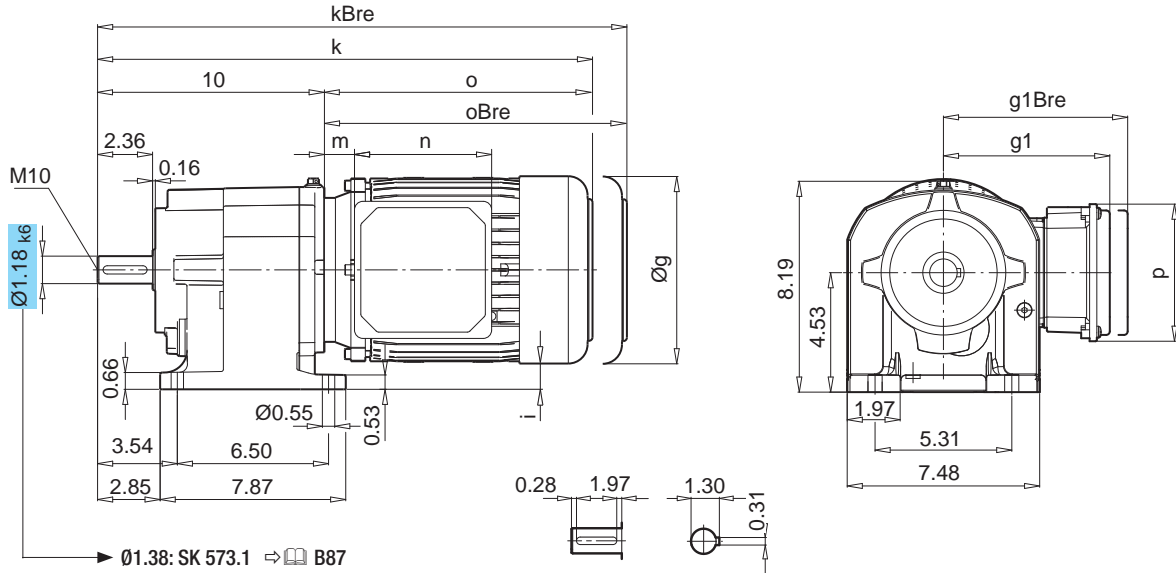
± ⇒ A58	71 S/L	80 SH	80 LP	90 SP/LP	100 LP/AP	112 MP	132 SP/MP†
g	5.71	6.50	6.50	7.20	7.91	8.98	10.39
g1 / g1Bre	4.88 / 5.24	5.59 / 5.59	5.59 / 5.59	5.79 / 5.79	6.65 / 6.77	7.05 / 7.17	8.03 / 7.91
k / kBre	19.29 / 21.57	20.28 / 22.80	20.28 / 22.80	21.89 / 24.84	23.07 / 26.65	24.96 / 28.66	27.36 / 31.57
k1 / k1Bre	20.63 / 22.91	21.61 / 24.13	21.61 / 24.13	23.23 / 26.18	24.41 / 27.99	26.30 / 30	28.66 / 32.87
o / oBre	9.29 / 11.57	10.28 / 12.80	10.28 / 12.80	11.89 / 14.84	13.07 / 16.65	14.96 / 18.66	17.13 / 21.34
m / mBre	1.65 / 1.93	1.85 / 2.01	1.85 / 2.01	2.05 / 2.20	2.28 / 2.44	2.52 / 2.64	2.80 / 2.44
n / nBre	3.94 / 5.28	4.49 / 6.02	4.49 / 6.02	4.49 / 6.02	4.49 / 6.02	4.49 / 6.02	4.80 / 7.28
p / pBre	3.94 / 3.50	5.67 / 4.25	5.67 / 4.25	5.67 / 4.25	5.67 / 4.25	5.67 / 4.25	5.67 / 4.25
i	1.67	1.28	1.28	0.93	0.57	0.04	-1.02



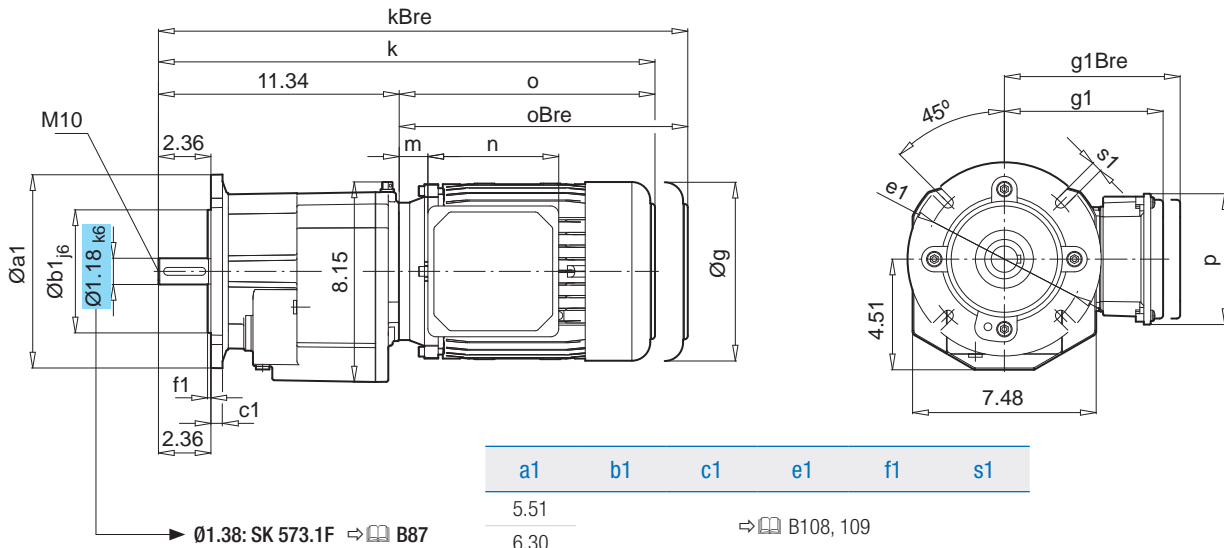


SK 573.1 SK 573.1F

SK 573.1*



SK 573.1F *



a1	b1	c1	e1	f1	s1
5.51					
6.30					
7.87	5.12	0.47	6.50	0.14	0.43
9.84	7.09	0.59	8.46	0.16	0.53
11.81	9.06	0.59	10.43	0.16	0.55

⇒ B108, 109

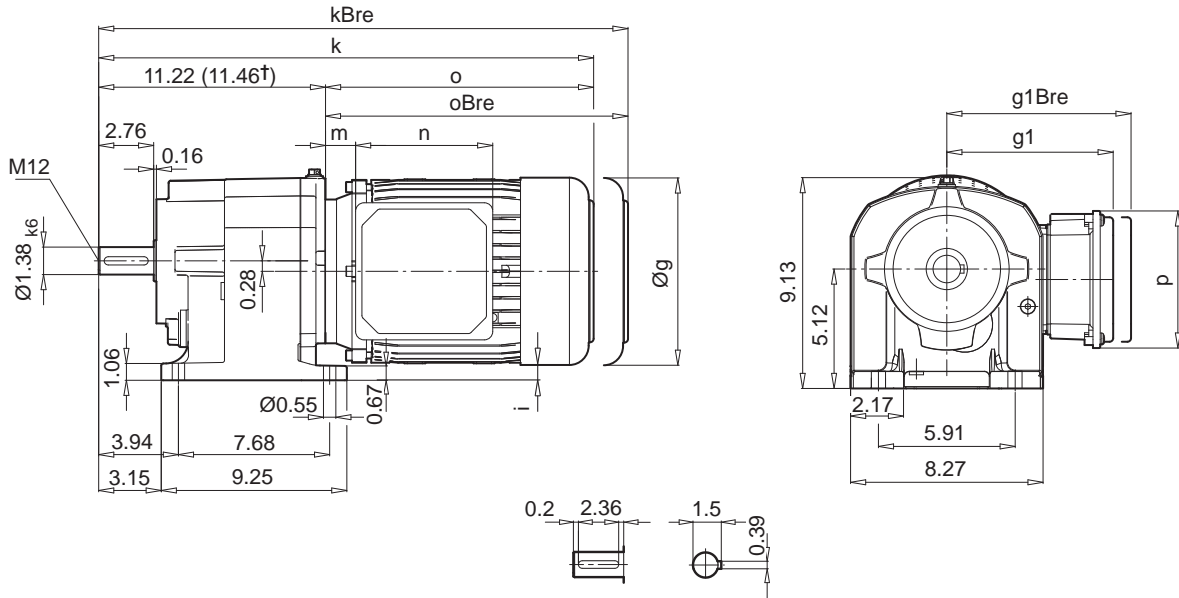
± ⇒ A58	63 S / L	71 S / L	80 SH	80 LP	90 SP/LP	100 LP/AP	112 MP
g	5.12	5.71	6.50	6.50	7.20	7.91	8.98
g1 / g1Bre	4.53 / 4.84	4.88 / 5.24	5.59 / 5.59	5.59 / 5.59	5.79 / 5.79	6.65 / 6.77	7.05 / 7.17
k / kBre	17.72 / 19.92	19.29 / 21.57	20.28 / 22.80	20.28 / 22.80	21.89 / 24.84	23.07 / 26.65	24.96 / 28.66
k1 / k1Bre	19.06 / 21.26	20.63 / 22.91	21.61 / 24.13	21.61 / 24.13	23.23 / 26.18	24.41 / 27.99	26.30 / 30.0
o / oBre	7.72 / 9.92	9.29 / 11.57	10.28 / 12.80	10.28 / 12.80	11.89 / 14.84	13.07 / 16.65	14.96 / 18.66
m / mBre	0.63 / 0.87	1.65 / 1.93	1.85 / 2.01	1.85 / 2.01	2.05 / 2.20	2.28 / 2.44	2.52 / 2.64
n / nBre	3.94 / 5.28	3.94 / 5.28	4.49 / 6.02	4.49 / 6.02	4.49 / 6.02	4.49 / 6.02	4.49 / 6.02
p / pBre	3.94 / 3.50	3.94 / 3.50	5.67 / 4.25	5.67 / 4.25	5.67 / 4.25	5.67 / 4.25	5.67 / 4.25
i	1.97	1.67	1.28	1.28	0.93	0.57	0.04

NORDBLOC.1
Helical gear unit

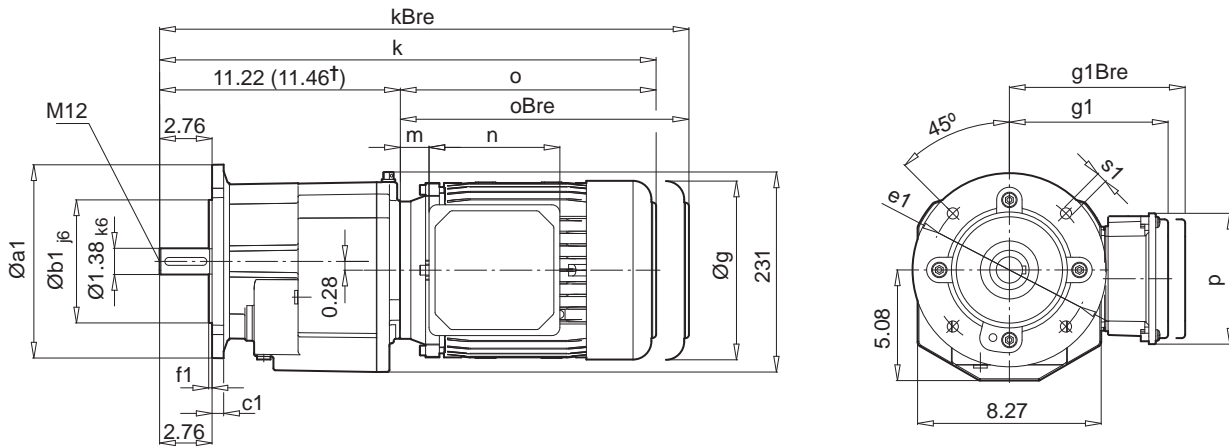
SK 672.1 SK 672.1F



SK 672.1



SK 672.1F



a1	b1	c1	e1	f1	s1
7.87	5.12	0.47	6.50	0.14	0.43
9.84	7.09	0.63	8.46	0.16	0.55

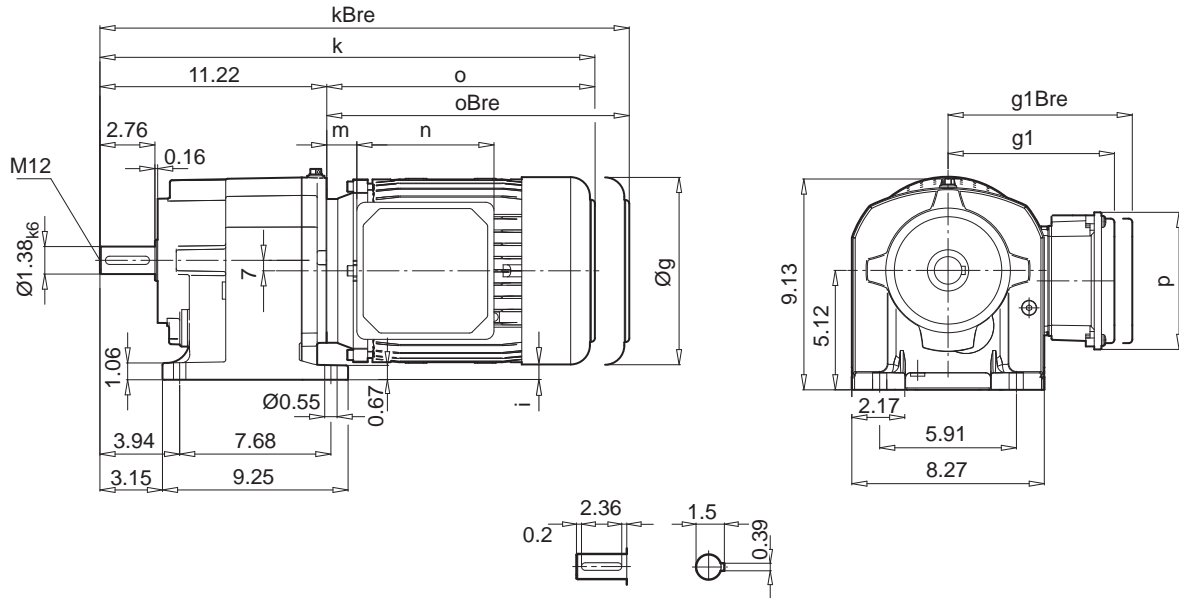
± ⇄ A58	80 LP	90 SP/LP	100 LP/AP	112 MP	132 SP/MP†	
g	6.50	7.20	7.91	8.98	10.39	
g1 / g1Bre	5.59 / 5.59	5.79 / 5.79	6.65 / 6.77	7.05 / 7.17	8.03 / 7.91	W ⇄ B99
k / kBre	21.50 / 24.02	23.11 / 26.06	24.29 / 27.87	26.14 / 29.84	28.58 / 32.80	
o / oBre	10.28 / 12.80	11.89 / 14.84	13.07 / 16.65	14.96 / 18.66	17.13 / 21.34	
m / mBre	1.85 / 2.01	2.05 / 2.20	2.28 / 2.44	2.52 / 2.64	2.80 / 2.44	
n / nBre	4.49 / 6.02	4.49 / 6.02	4.49 / 6.02	4.49 / 6.02	4.80 / 7.28	IEC, NEMA ⇄ B109
p / pBre	4.49 / 4.25	4.49 / 4.25	4.49 / 4.25	4.49 / 4.25	4.80 / 5.47	
i	1.59	1.24	0.89	0.35	-0.39	

NORDBLOC.1
Helical gear unit



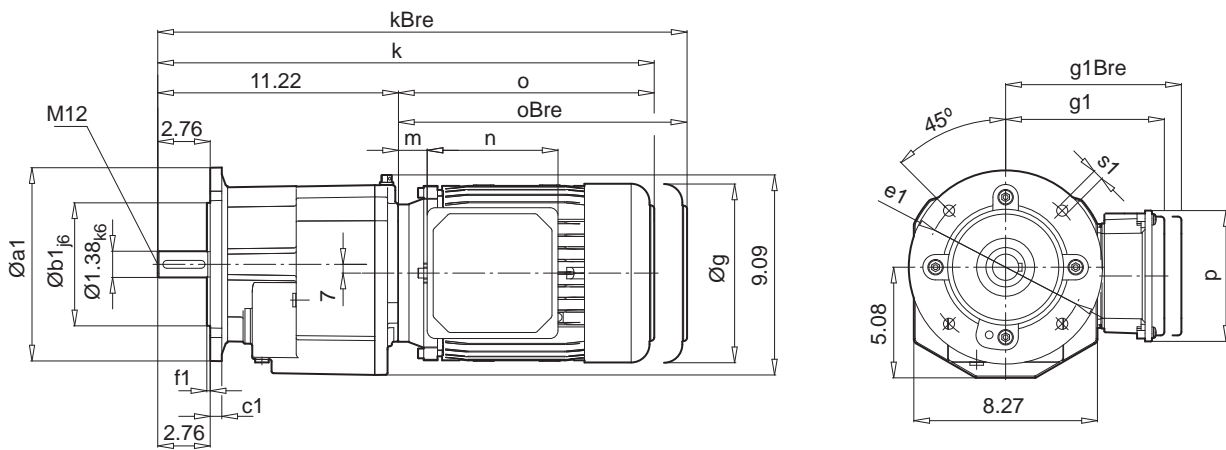
SK 673.1 SK 673.1F

SK 673.1



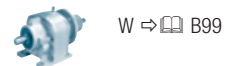
NORDBLOC.1
Helical gear unit

SK 673.1F



a1	b1	c1	e1	f1	s1
7.87	5.12	0.47	6.50	0.14	0.43
9.84	7.09	0.63	8.46	0.16	0.55

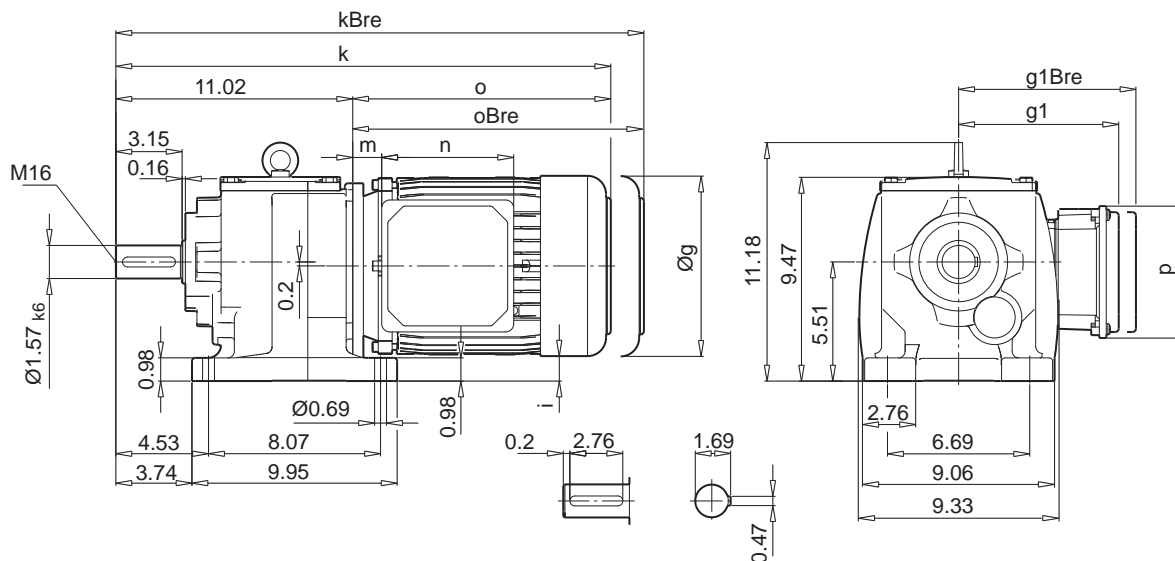
± ⇒ A58	63 S / L	71 S / L	80 SH	80 LP	90 SP/LP	100 LP/AP
g	5.12	5.71	6.50	6.50	7.20	7.91
g1 / g1Bre	4.53 / 4.84	4.88 / 5.24	5.59 / 5.59	5.59 / 5.59	5.79 / 5.79	6.65 / 6.77
k / kBre	18.94 / 21.14	20.51 / 22.80	21.50 / 24.02	21.50 / 24.02	23.11 / 26.06	24.29 / 27.87
o / oBre	7.72 / 9.92	9.29 / 11.57	10.28 / 12.80	10.28 / 12.80	11.89 / 14.84	13.07 / 16.65
m / mBre	0.63 / 0.91	1.65 / 1.93	1.85 / 2.01	1.85 / 2.01	2.05 / 2.20	2.28 / 2.44
n / nBre	3.94 / 5.28	3.94 / 5.28	4.49 / 6.02	4.49 / 6.02	4.49 / 6.02	4.49 / 6.02
p / pBre	3.94 / 3.50	3.94 / 3.50	4.49 / 4.25	4.49 / 4.25	4.49 / 4.25	4.49 / 4.25
i	2.28	1.99	1.59	1.59	1.24	0.89



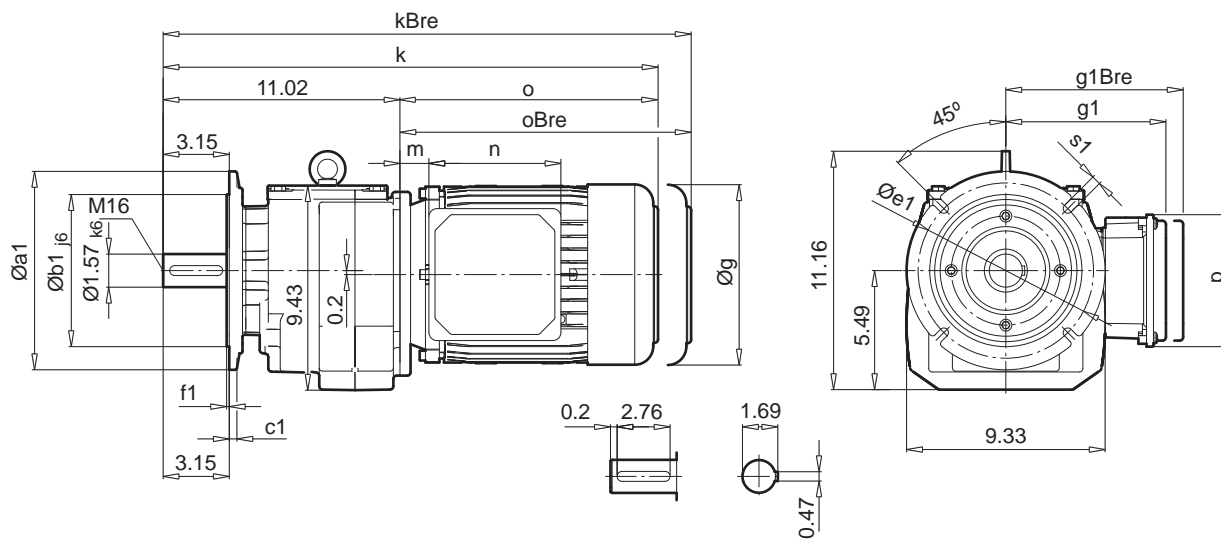
SK 772.1 SK 772.1F





SK 772.1



SK 772.1F



a1	b1	c1	e1	f1	s1
7.87	5.12	0.47	6.50	0.16	0.43
9.84	7.09	0.59	8.46	0.16	0.53
11.81	9.06	0.71	10.43	0.16	0.53

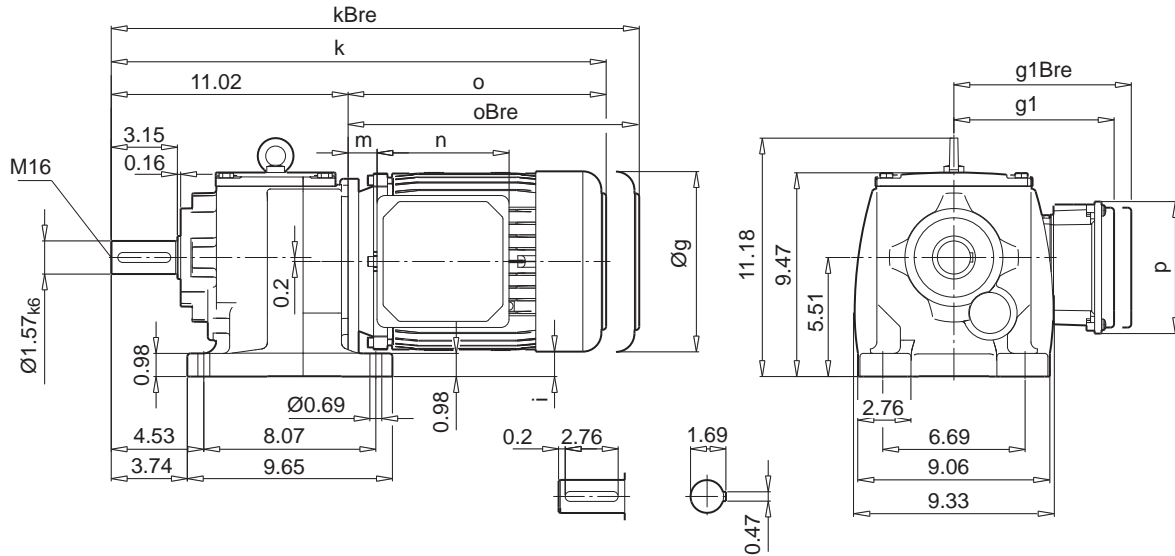
± ⇄ A58	90 LP	100 LP/AP	112 MP	132 SP/MP	160 SP/MP	160 LP	
g	7.20	7.91	8.98	10.39	12.60	12.60	
g1 / g1Bre	5.79 / 5.79	6.65 / 6.77	7.05 / 7.17	8.03 / 7.91	9.53 / 9.53	9.53 / 9.53	 W ⇄ B99
k / kBre	22.68 / 25.63	23.86 / 27.44	25.75 / 29.45	28.15 / 32.36	31.18 / 36.50	32.91 / 38.23	
o / oBre	11.65 / 14.61	12.83 / 16.42	14.72 / 18.43	17.13 / 21.34	20.16 / 25.47	21.89 / 27.20	
m / mBre	1.81 / 1.93	2.05 / 2.20	2.28 / 2.40	2.80 / 2.44	2.83 / 2.83	2.83 / 2.83	
n / nBre	4.49 / 6.02	4.49 / 6.02	4.49 / 6.02	4.80 / 7.28	7.32 / 7.32	7.32 / 7.32	 IEC, NEMA ⇄ B110
p / pBre	4.49 / 4.25	4.49 / 4.25	4.49 / 4.25	4.80 / 5.47	7.32 / 7.32	7.32 / 7.32	
i	1.24	1.36	0.83	0.08	-0.98	-0.98	

NORBLOC.1
Helical gear unit



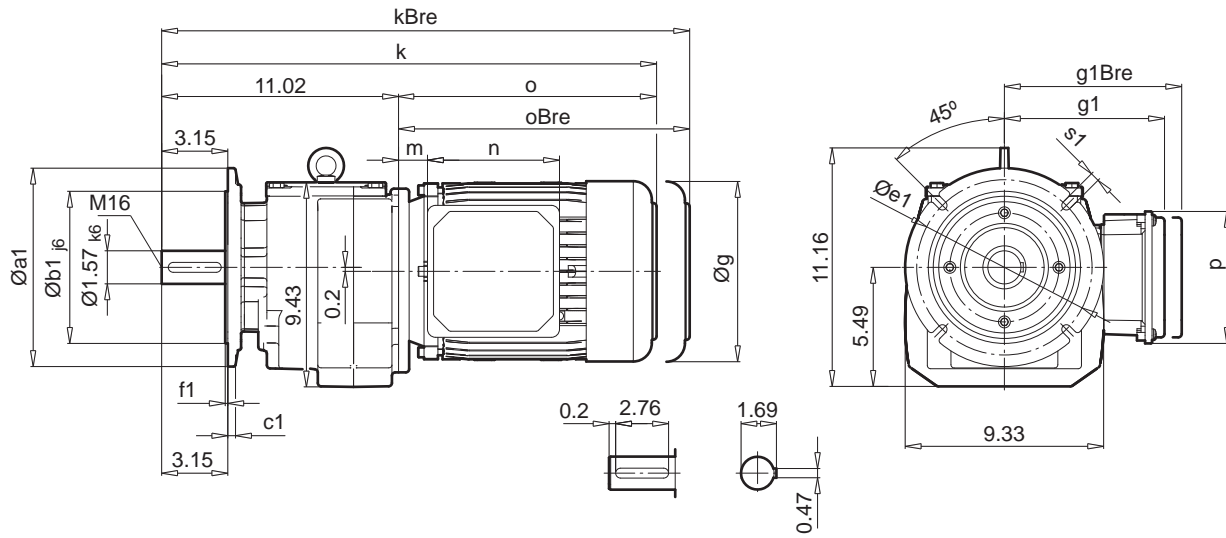
SK 773.1 SK 773.1F

SK 773.1



NORBLOC.1
Helical gear unit

SK 773.1F





a1	b1	c1	e1	f1	s1
7.87	5.12	0.47	6.50	0.16	0.43
9.84	7.09	0.59	8.46	0.16	0.53
11.81	9.06	0.71	10.43	0.16	0.53

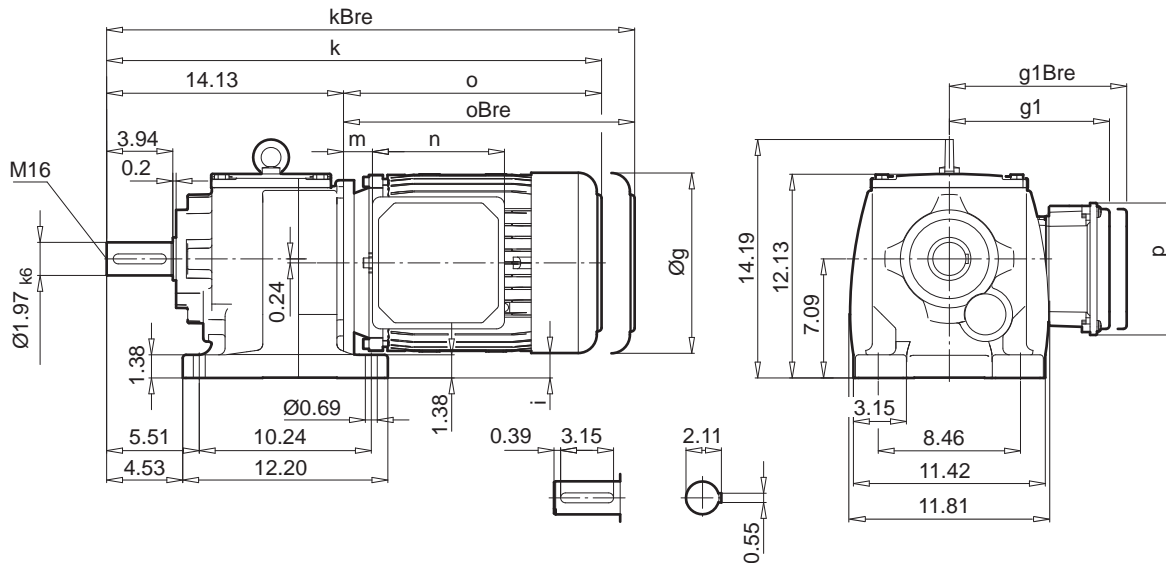
± ⇄ A58	71 S / L	80 SH	80 LP	90 SP/LP	100 LP/AP	112 MP	132 SP	
g	5.71	6.50	6.50	7.20	7.91	8.98	10.39	
g1 / g1Bre	4.88 / 5.24	5.59 / 5.59	5.59 / 5.59	5.79 / 5.79	6.65 / 6.77	7.05 / 7.17	8.03 / 7.91	W ⇄ B99
k / kBre	20.08 / 22.36	21.06 / 23.58	21.06 / 23.58	22.68 / 25.63	23.86 / 27.44	25.75 / 29.45	28.15 / 32.36	
o / oBre	9.06 / 11.34	10.04 / 12.56	10.04 / 12.56	11.65 / 14.61	12.83 / 16.42	14.72 / 18.43	17.13 / 21.34	
m / mBre	1.42 / 1.69	1.61 / 1.77	1.61 / 1.77	1.81 / 1.97	2.05 / 2.20	2.28 / 2.40	2.80 / 2.44	
n / nBre	3.94 / 5.28	4.49 / 6.02	4.49 / 6.02	4.49 / 6.02	4.49 / 6.02	4.49 / 6.02	4.80 / 7.28	IEC, NEMA ⇄ B110
p / pBre	3.94 / 3.50	4.49 / 4.25	4.49 / 4.25	4.49 / 4.25	4.49 / 4.25	4.49 / 4.25	4.80 / 5.47	
i	2.46	2.07	2.07	1.71	1.36	0.83	0.08	

SK 872.1

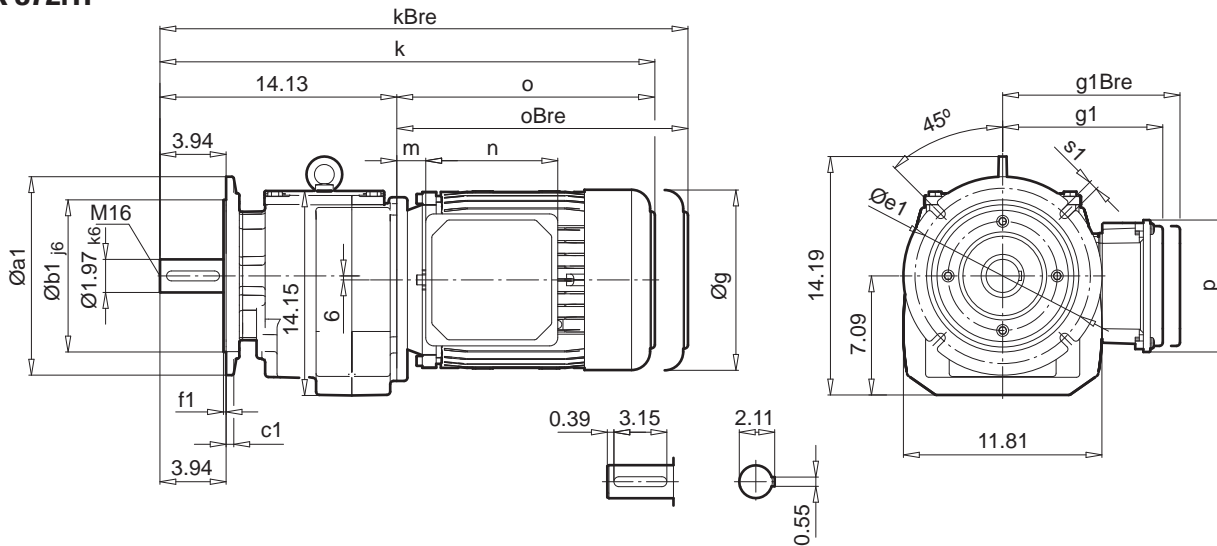
SK 872.1F



SK 872.1



SK 872.1F



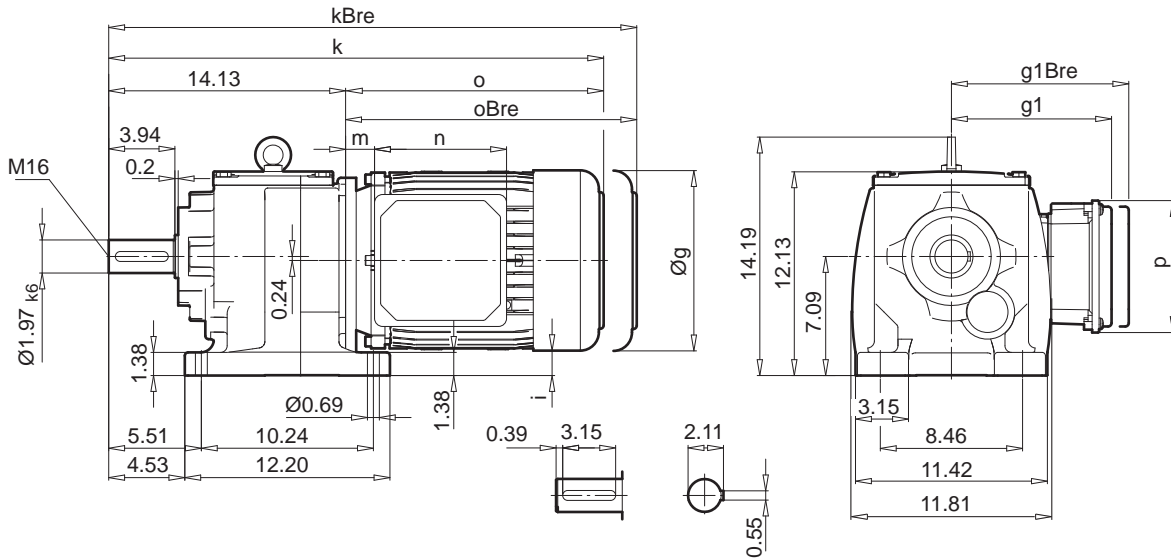
a1	b1	c1	e1	f1	s1
9.84	7.09	0.63	8.46	0.16	0.53
11.81	9.06	0.79	10.43	0.16	0.53
13.78	9.84	0.79	11.81	0.20	0.69

± ⇄ A58	100 LP/AP	112 MP	132 SP/MP	160 SP/MP	160 LP	180 MP/LP	
g	7.91	8.98	10.39	12.60	12.60	14.09	
g1 / g1Bre	6.65 / 6.77	7.05 / 7.17	8.03 / 7.91	9.53 / 9.53	9.53 / 9.53	10.20 / 10.20	W ⇄ B99
k / kBre	26.18 / 29.76	28.07 / 31.77	30.47 / 34.69	33.50 / 38.82	35.24 / 40.55	39.17 / 44.17	
o / oBre	12.05 / 15.63	13.94 / 17.64	16.34 / 20.55	19.37 / 24.69	21.10 / 26.42	25.04 / 30.08	
m / mBre	1.26 / 1.38	1.42 / 1.61	2.01 / 1.65	2.05 / 2.05	2.05 / 2.05	2.95 / 2.95	
n / nBre	4.49 / 6.02	4.49 / 6.02	4.80 / 7.28	7.32 / 7.32	7.32 / 7.32	7.32 / 7.32	IEC, AI, NEMA
p / pBre	4.49 / 4.25	4.49 / 4.25	4.80 / 5.47	7.32 / 7.32	7.32 / 7.32	7.32 / 7.32	⇄ B111
i	2.89	2.36	1.61	0.55	0.55	-0.20	



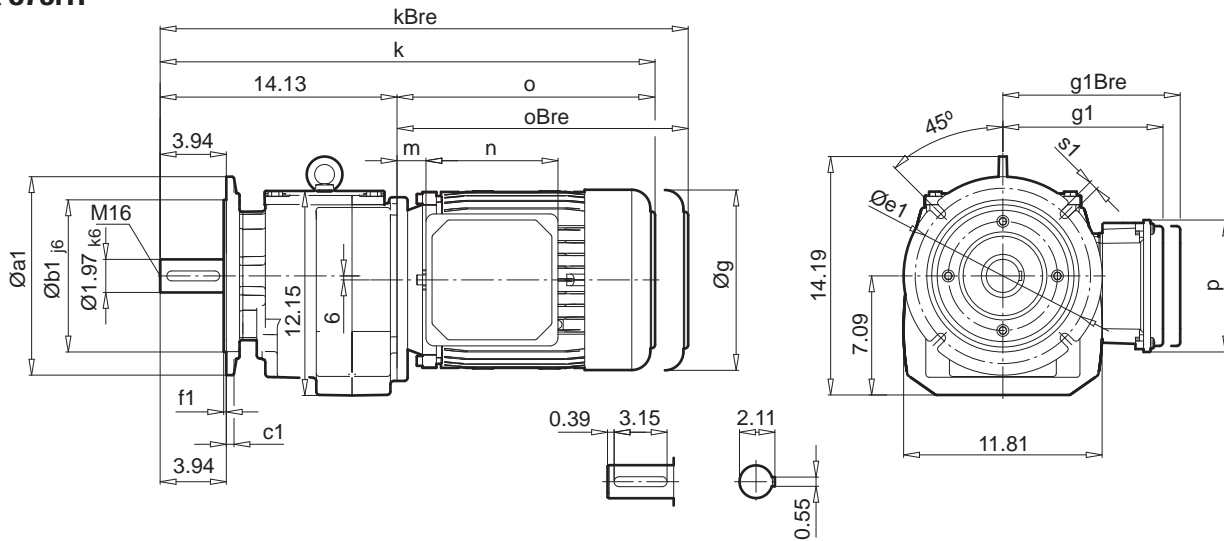
SK 873.1 SK 873.1F

SK 873.1



NORBLOC.1
Helical gear unit


SK 873.1F



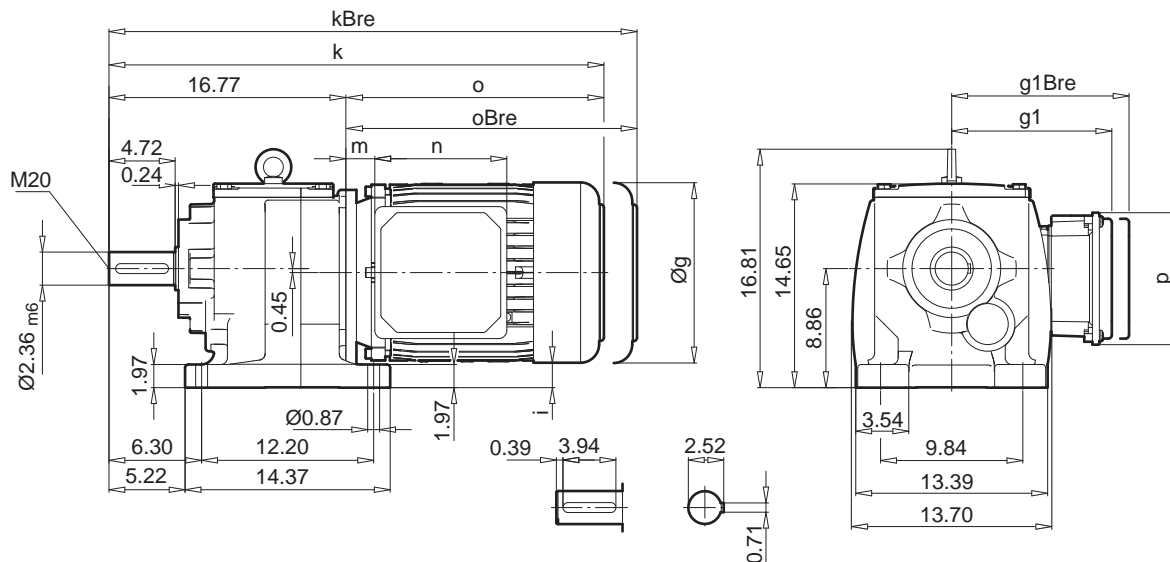
a1	b1	c1	e1	f1	s1
9.84	7.09	0.63	8.46	0.16	0.53
11.81	9.06	0.79	10.43	0.16	0.53
13.78	9.84	0.79	11.81	0.20	0.69

± ⇄ A58	90 SP/LP	100 LP/AP	112 MP	132 SP/MP	160 SP/MP	160 LP	
g	7.20	7.91	8.98	10.39	12.60	12.60	
g1 / g1Bre	5.79 / 5.79	6.65 / 6.77	7.05 / 7.17	8.03 / 7.91	9.53 / 9.53	9.53 / 9.53	W ⇄ B99
k / kBre	25.00 / 27.95	26.18 / 29.76	28.07 / 31.77	30.47 / 34.69	33.50 / 38.82	35.24 / 40.55	
o / oBre	10.87 / 13.82	12.05 / 15.63	13.94 / 17.64	16.34 / 20.55	19.37 / 24.69	21.10 / 26.42	
m / mBre	1.02 / 1.14	1.26 / 1.38	1.50 / 1.61	2.01 / 1.65	2.05 / 2.05	2.05 / 2.05	
n / nBre	4.49 / 6.02	4.49 / 6.02	4.49 / 6.02	4.80 / 7.28	7.32 / 7.32	7.32 / 7.32	IEC, A1, NEMA ⇄ B111
p / pBre	4.49 / 4.25	4.49 / 4.25	4.49 / 4.25	4.80 / 5.47	7.32 / 7.32	7.32 / 7.32	
i	3.25	2.89	2.36	1.61	0.55	0.55	

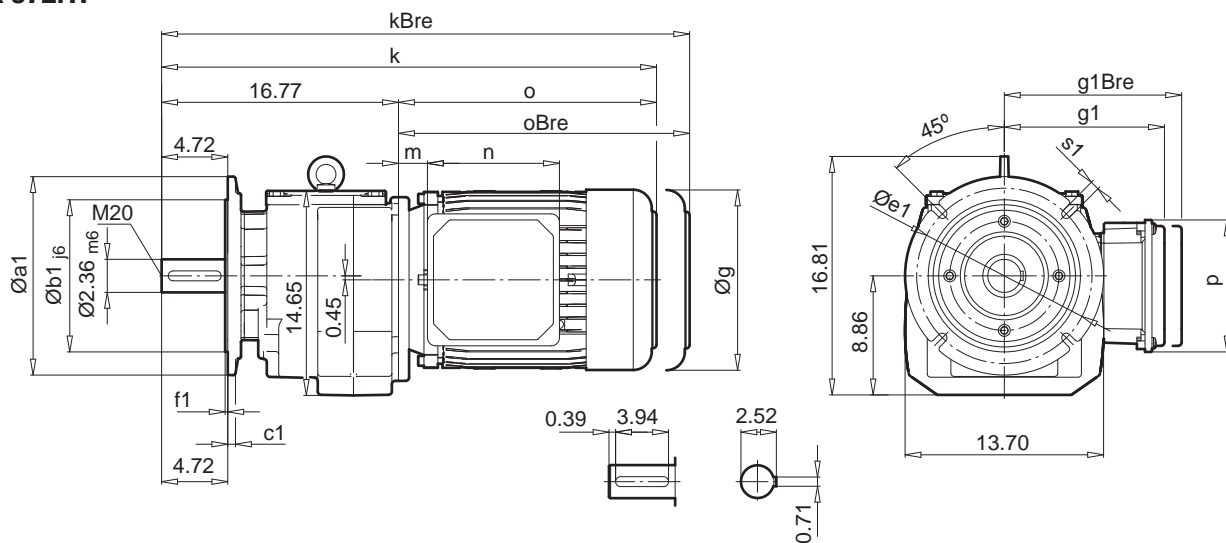
SK 972.1 SK 972.1F



SK 972.1



SK 972.1F



a1	b1	c1	e1	f1	s1
11.81	9.06	0.79	10.43	0.16	0.53
13.78	9.84	0.79	11.81	0.20	0.69
17.72	13.78	0.79	15.75	0.20	0.69

± ⇄ A58	112 MP	132 SP/MP	160 SP/MP	160 LP	180 MP/LP	225 SP
g	8.98	10.39	12.60	12.60	14.09	17.52
g1 / g1Bre	7.05 / 7.17	8.03 / 7.91	9.53 / 9.53	9.53 / 9.53	10.20 / 10.20	13.70 / 13.70
k / kBre	30.71 / 34.41	33.11 / 37.32	36.14 / 41.46	37.87 / 43.19	41.81 / 46.81	45.98 / 53.07
o / oBre	13.94 / 17.64	16.34 / 20.55	19.37 / 24.69	21.10 / 26.42	25.04 / 30.08	29.21 / 36.30
m / mBre	1.50 / 1.61	2.01 / 1.65	2.05 / 2.05	2.05 / 2.05	2.95 / 2.95	3.70 / 3.70
n / nBre	4.49 / 6.02	4.80 / 7.28	7.32 / 7.32	7.32 / 7.32	7.32 / 7.32	9.65 / 9.65
p / pBre	4.49 / 4.25	4.80 / 5.47	7.32 / 7.32	7.32 / 7.32	7.32 / 7.32	9.65 / 9.65
i	3.92	3.17	2.11	2.11	1.36	-0.43



W ⇄ B99



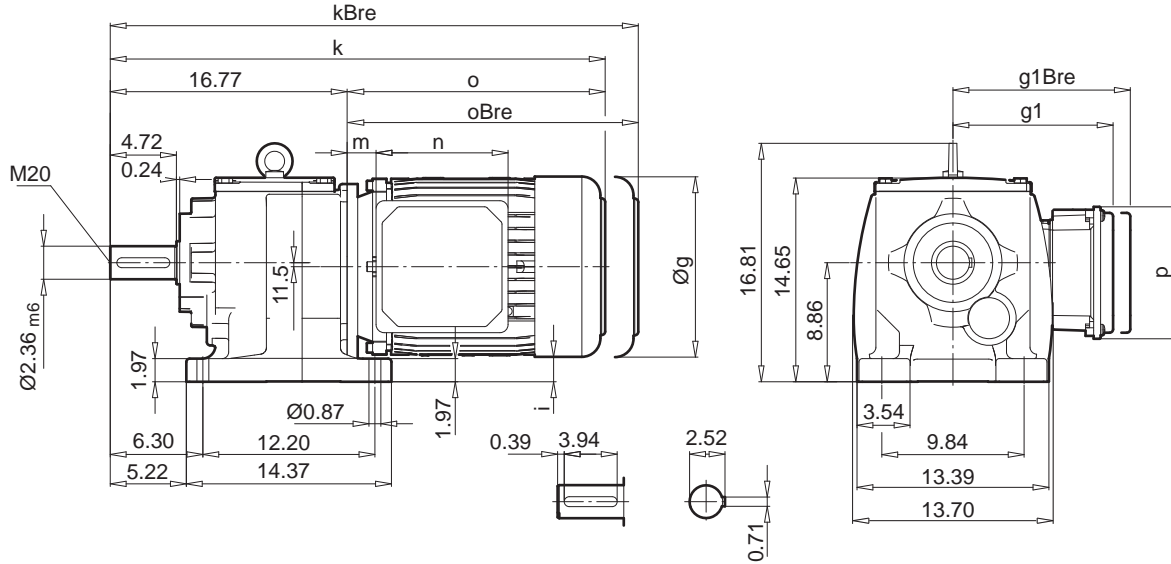
IEC, NEMA
⇄ B112

NORBLOC.1
Helical gear unit

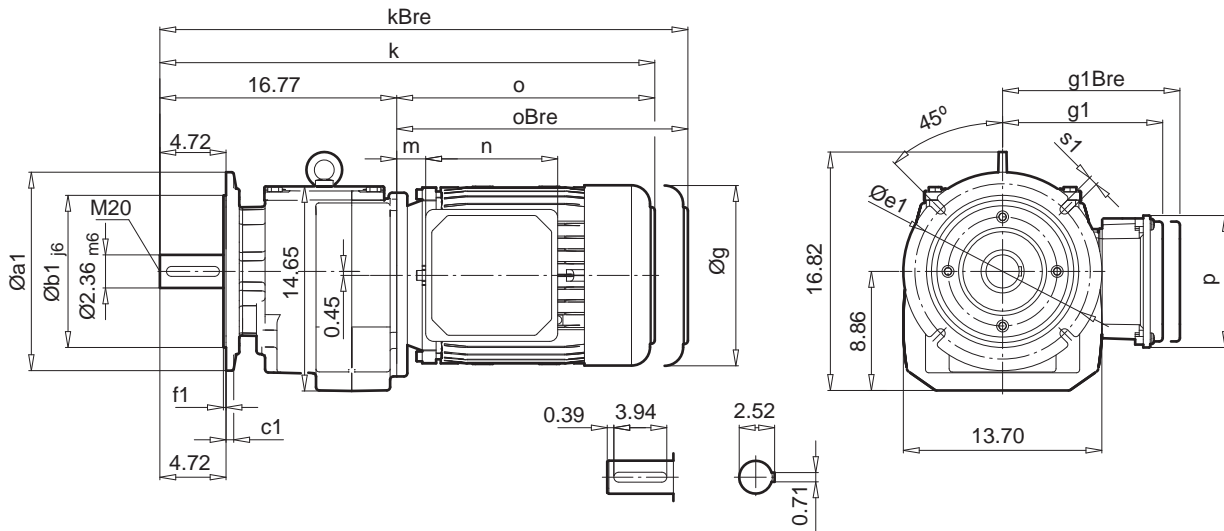


SK 973.1 SK 973.1F

SK 973.1



SK 973.1F



a1	b1	c1	e1	f1	s1
11.81	9.06	0.79	10.43	0.16	0.53
13.78	9.84	0.79	11.81	0.20	0.69
17.72	13.78	0.79	15.75	0.20	0.69

± ↗ A58	90 SP/LP	100 LP/AP	112 MP	132 SP/MP	160 SP/MHP	160 LP	180 MP/LP
g	7.20	7.91	8.98	10.47	12.60	12.60	14.09
g1 / g1Bre	5.79 / 5.79	6.65 / 6.77	7.05 / 7.17	8.03 / 7.91	9.53 / 9.53	9.53 / 9.53	10.20 / 10.20
k / kBre	27.60 / 30.55	28.78 / 32.36	30.71 / 34.41	33.11 / 37.32	36.14 / 41.46	37.87 / 43.19	41.81 / 46.81
o / oBre	10.87 / 13.82	12.05 / 15.63	13.94 / 17.64	16.34 / 20.55	19.37 / 24.69	21.10 / 26.42	25.04 / 30.08
m / mBre	1.02 / 1.18	1.26 / 1.42	1.50 / 1.61	2.01 / 1.65	2.05 / 2.05	2.05 / 2.05	2.95 / 2.95
n / nBre	4.49 / 6.02	4.49 / 6.02	4.49 / 6.02	4.80 / 7.28	7.32 / 7.32	7.32 / 7.32	7.32 / 7.32
p / pBre	4.49 / 4.25	4.49 / 4.25	4.49 / 4.25	4.80 / 5.47	7.32 / 7.32	7.32 / 7.32	7.32 / 7.32
i	4.80	4.45	3.92	3.17	2.11	2.11	1.36




W ↗ B99

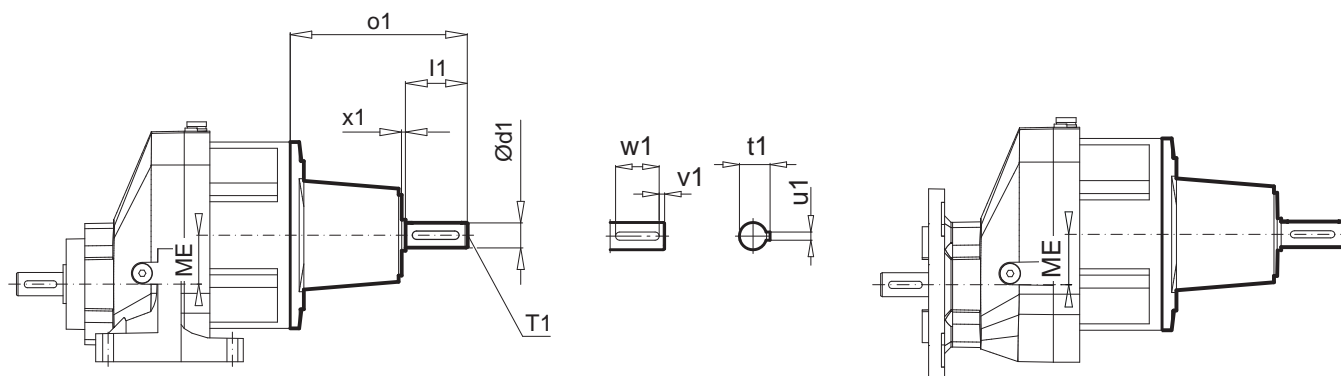


IEC, NEMA
↗ B112

NORDBLOC.1
Helical gear unit

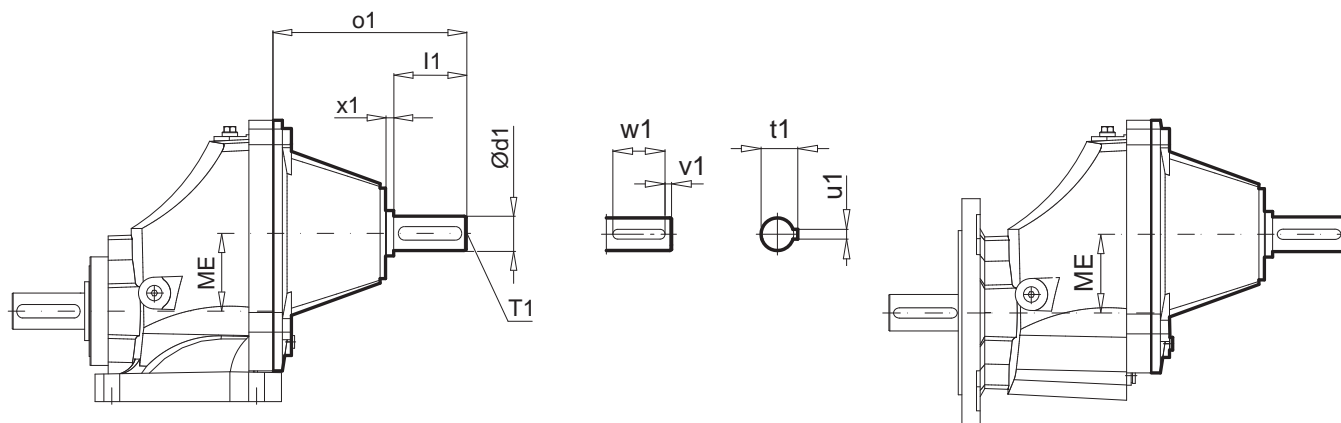
W

SK 071.1 - SK 771.1 - W
SK 071.1 F - SK 771.1 F - W

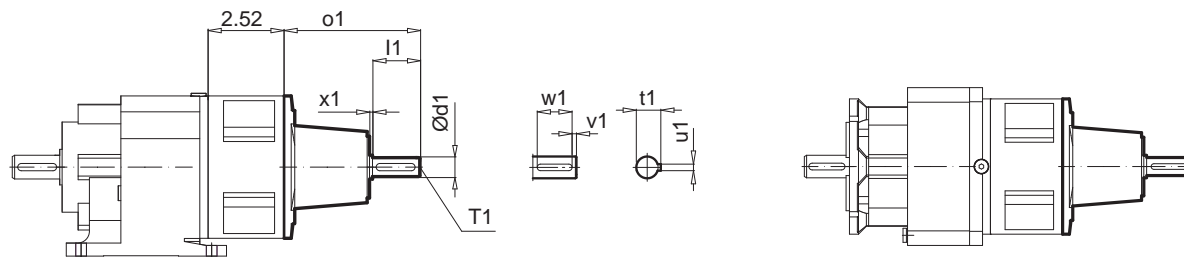
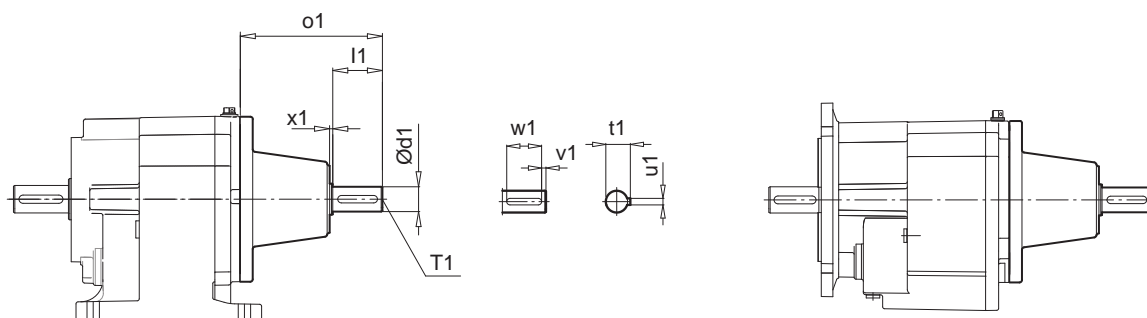
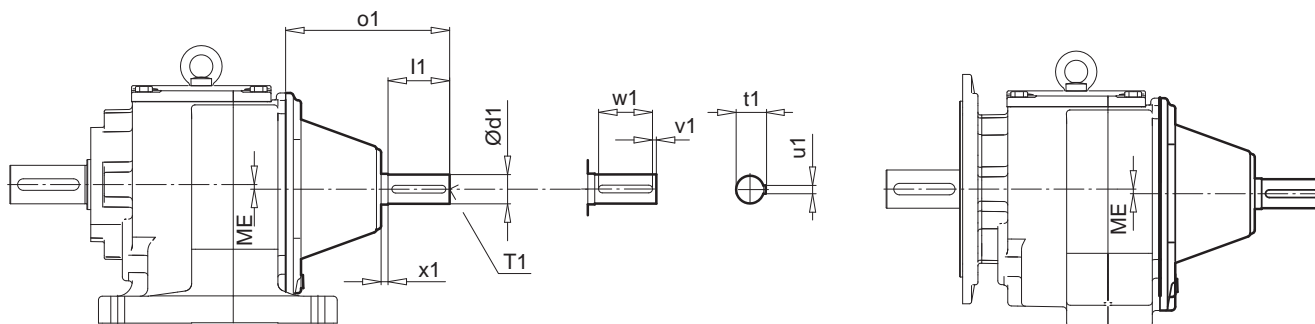


Unit Type	ME	d1	l1	o1	x1	u1	t1	v1	w1	T1
SK 071.1 / SK 071.1 F	1.24	0.63	1.57	4.50	0.10	0.20	0.71	0.16	1.26	M5
SK 171.1 / SK 171.1 F	1.54	0.63	1.57	4.50	0.10	0.20	0.71	0.16	1.26	M6
SK 371.1 / SK 371.1 F	1.77	0.94	1.97	7.02	0.31	0.31	1.10	0.12	1.57	M10
SK 571.1 / SK 571.1 F	2.26	0.94	1.97	7.02	0.31	0.31	1.06	0.12	1.57	M10
SK 771.1 / SK 771.1 F	3.03	0.94	1.97	7.02	0.31	0.31	1.06	0.12	1.57	M16

SK 871.1 VX - SK 1071.1 VX - W
SK 871.1 VF - SK 1071.1 VF - W



Unit Type	ME	d1	l1	o1	x1	u1	t1	v1	w1	T1
SK 871.1 VX / SK 871.1 VF	3.39	1.50	3.15	8.35	0.31	0.39	1.61	0.20	2.76	M16
SK 971.1 VX / SK 971.1 VF	4.17	1.50	3.15	8.35	0.31	0.39	1.61	0.20	2.76	M16
SK 1071.1 VX / SK 1071.1 VF	4.80	1.65	4.33	11.34	0.31	0.47	1.77	0.39	3.54	M20


W
SK 172.1 - W
SK 172.1F - W

SK 372.1 SK 373.1 SK 572.1 SK 573.1 SK 672.1 SK 673.1 - W
SK 372.1F SK 373.1F SK 572.1F SK 573.1F SK 672.1F SK 673.1F - W

SK 772.1 SK 773.1 SK 872.1 SK 873.1 SK 972.1 SK 973.1 - W
SK 772.1F SK 773.1F SK 872.1F SK 873.1F SK 972.1F SK 973.1F - W


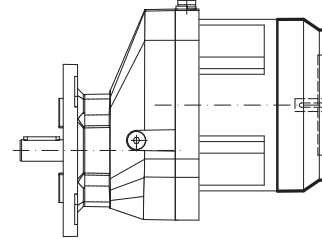
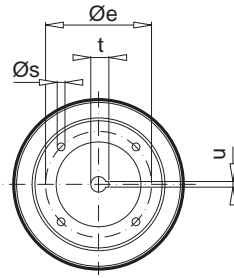
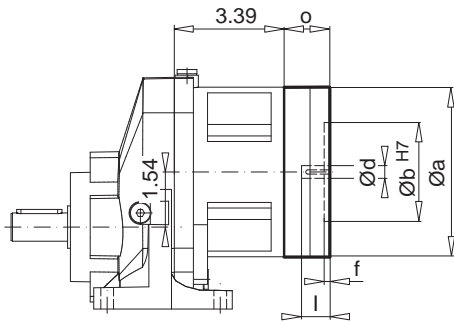
Unit Type	ME	d1	l1	o1	x1	u1	t1	v1	w1	T1
SK 172.1 / SK 172.1 F	-	0.63	1.57	4.51	0.10	0.20	0.71	0.16	1.26	M6
SK 372.1 / SK 372.1 F SK 373.1 / SK 373.1 F	-	0.94	1.97	6.99	0.31	0.31	1.06	0.20	1.57	M8
SK 572.1 / SK 572.1 F SK 573.1 / SK 573.1 F	-	0.94	1.97	6.99	0.31	0.31	1.06	0.20	1.57	M8
SK 672.1 / SK 672.1 F SK 673.1 / SK 673.1 F	0.28	0.94	1.97	6.99	0.31	0.31	1.06	0.20	1.57	M8
SK 772.1 / SK 772.1 F SK 773.1 / SK 773.1 F	0.20	0.94	1.97	6.77	0.31	0.31	1.06	0.20	1.57	M8
SK 872.1 / SK 872.1 F SK 873.1 / SK 873.1 F	0.24	1.10	2.36	8.39	0.31	0.31	1.22	0.20	1.97	M10
SK 972.1 / SK 972.1 F SK 973.1 / SK 973.1 F	11.5	38	80	213	8	10	41	5	70	M12

NORBLOC.1
 Helical gear unit

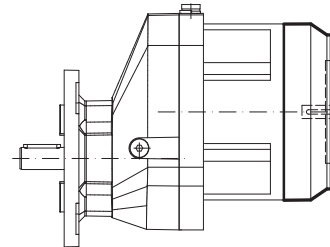
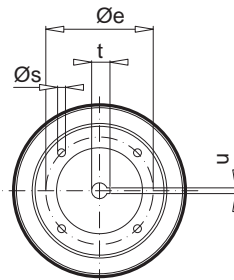
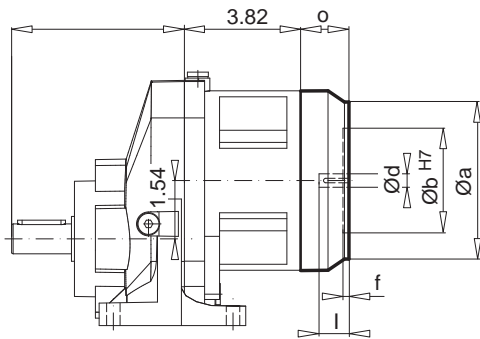
IEC NEMA



SK 071.1 (F) - IEC 56 ... 80




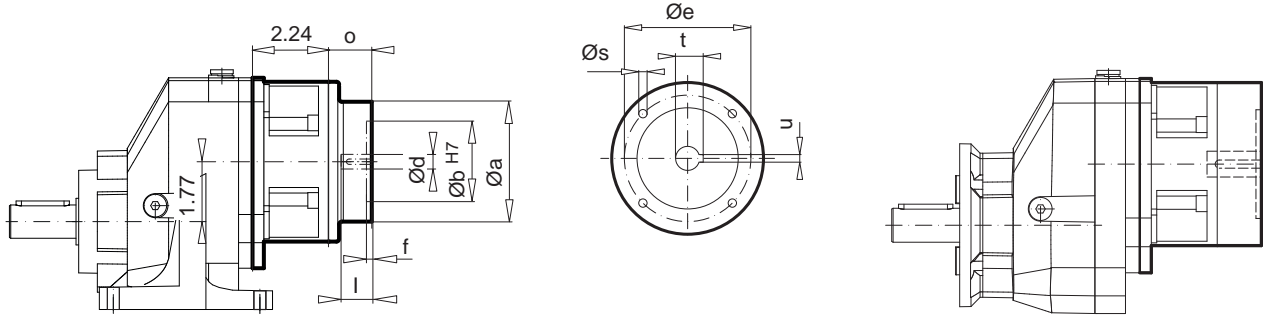
SK 171.1 (F) - IEC 56 ... 90



IEC	Øa	Øb	Øe	f	Øs	o	Ød	l	t	u
56 - C105	4.13	2.76	3.35	0.16	0.28	1.28	0.35	0.79	0.45	0.12
56 - A120	4.72	3.15	3.94	0.16	0.26	1.28				
63 - C90	3.54	2.36	2.95	0.16	0.22	1.28				
63 - C120	4.72	3.15	3.94	0.16	0.26	1.28	0.43	0.91	0.50	0.16
63 - A140	5.51	3.74	4.53	0.16	0.35	1.28				
71 - C105	4.13	2.76	3.35	0.16	0.28	1.28				
71 - C140	5.51	3.74	4.53	0.16	0.35	1.28	0.55	1.18	0.64	0.20
71 - A160	6.30	4.33	5.12	0.16	0.35	1.28				
80 - C120	4.72	3.15	3.94	0.16	0.26	1.28				
80 - C160	6.30	4.33	5.12	0.16	0.35	1.28	0.75	1.57	0.86	0.24
80 - A200	7.87	5.12	6.50	0.16	M10	1.28				
90 - C140	5.51	3.74	4.53	0.16	0.35	1.79				
90 - C160	6.30	4.33	5.12	0.16	0.35	1.79	0.94	1.97	1.07	0.31
90 - A200	7.87	5.12	6.50	0.16	M10	1.79				

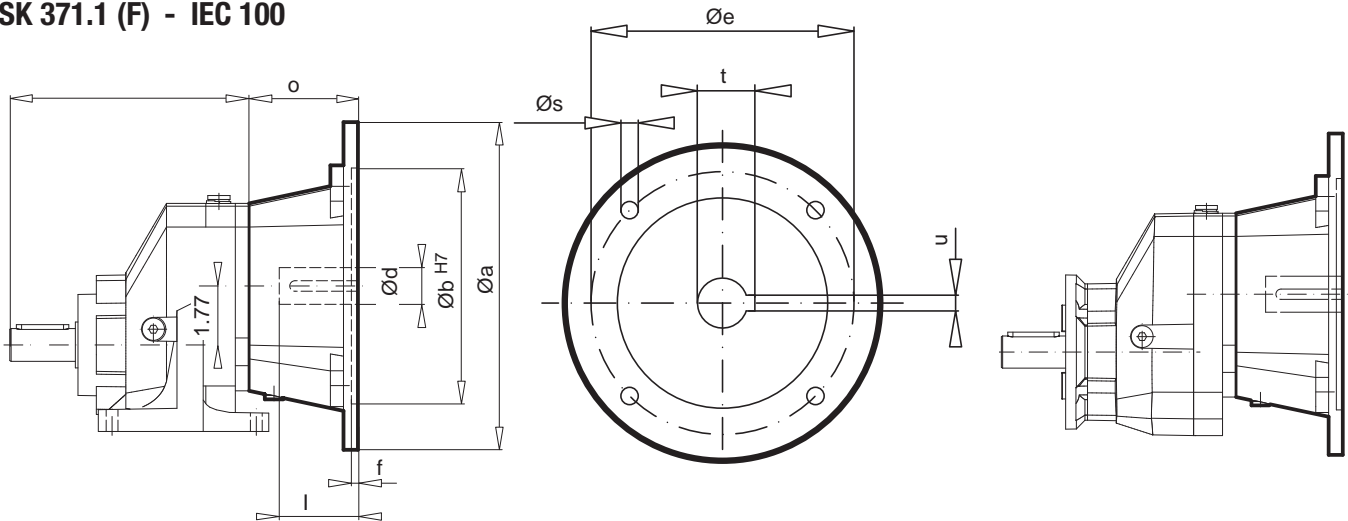
SK 171.1 (F) - NEMA

NEMA	Øa	Øb	Øe	f	Øs	o	Ød	l	t	u
N56C	6.54	4.50	5.87	0.18	0.43	1.46	0.63	2.06	0.71	0.20
N140TC	6.54	4.50	5.87	0.18	0.43	1.93	0.87	2.12	0.96	0.20


**IEC
NEMA**
SK 371.1 (F) - IEC 63 ... 90


IEC	Øa	Øb	Øe	f	Øs	o	Ød	l	t	u
63 - C90	3.54	2.36	2.95	0.16	0.22	1.28				
63 - C120	4.72	3.15	3.94	0.16	0.26	1.28	0.43	0.91	0.50	0.16
63 - A140	5.51	3.74	4.53	0.16	0.35	1.28				
71 - C105	4.13	2.76	3.35	0.16	0.28	1.28				
71 - C140	5.51	3.74	4.53	0.16	0.35	1.28	0.55	1.18	0.64	0.20
71 - A160	6.30	4.33	5.12	0.16	0.35	1.28				
80 - C120	4.72	3.15	3.94	0.16	0.26	1.28				
80 - C160	6.30	4.33	5.12	0.16	0.35	1.28	0.75	1.57	0.86	0.24
80 - A200	7.87	5.12	6.50	0.16	M10	1.28				
90 - C140	5.51	3.74	4.53	0.16	0.35	1.79				
90 - C160	6.30	4.33	5.12	0.16	0.35	1.79	0.94	1.97	1.07	0.31
90 - A200	7.87	5.12	6.50	0.16	M10	1.79				

NORBLOC.1
Helical gear unit

SK 371.1 (F) - IEC 100


IEC	Øa	Øb	Øe	f	Øs	o	Ød	l	t	u
100	9.84	7.09	8.46	0.20	M12	3.27	1.10	2.36	1.23	0.31

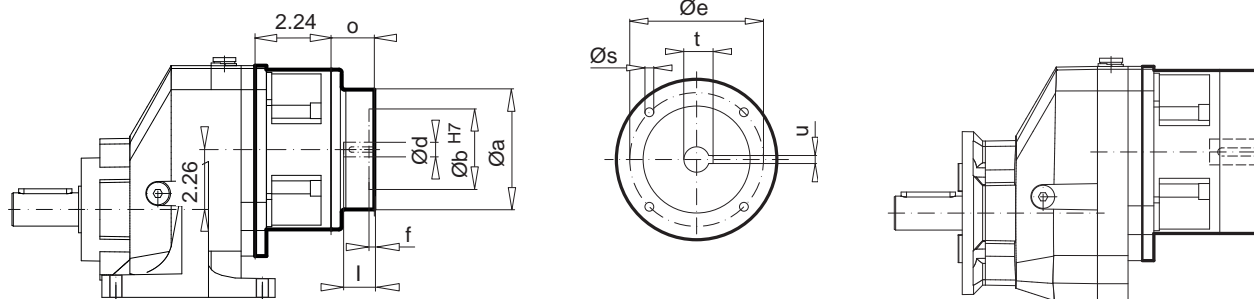
SK 371.1 (F) - NEMA

NEMA	Øa	Øb	Øe	f	Øs	o	Ød	l	t	u
N56C	6.54	4.50	5.87	0.18	0.43	1.46	0.63	2.06	0.71	0.20
N140TC	6.54	4.50	5.87	0.18	0.43	1.93	0.87	2.12	0.96	0.20
N180TC	9.17	8.50	7.25	0.23	0.55	2.16	1.13	2.85	1.25	0.24

IEC NEMA

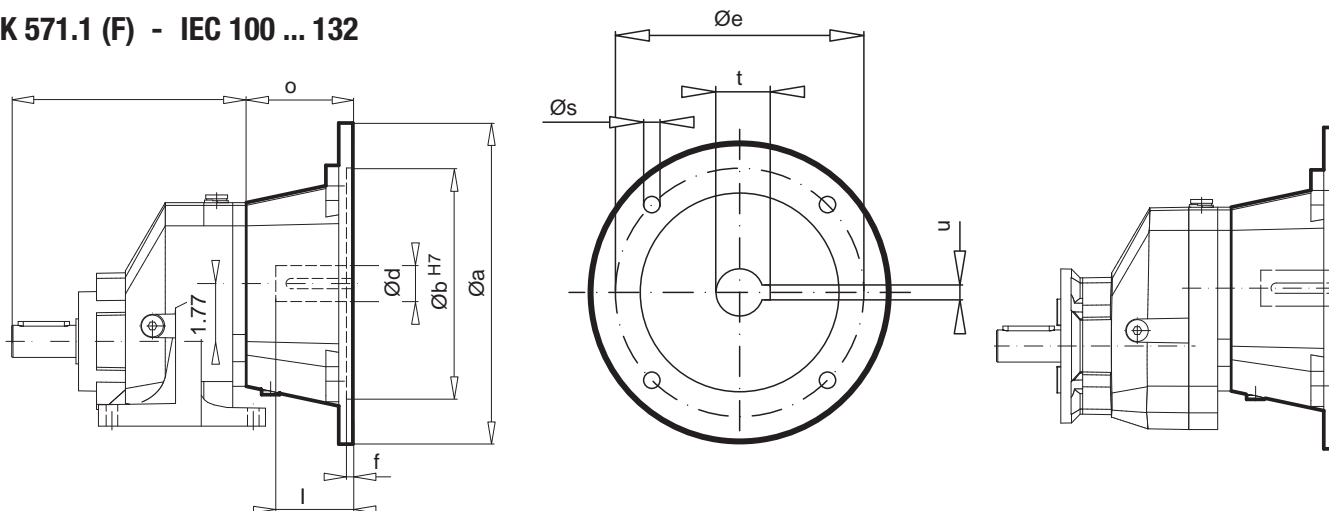


SK 571.1 (F) - IEC 63 ... 90



IEC	Øa	Øb	Øe	f	Øs	o	Ød	l	t	u
63 - C90	3.54	2.36	2.95	0.16	0.22	1.28				
63 - C120	4.72	3.15	3.94	0.16	0.26	1.28	0.43	0.91	0.50	0.16
63 - A140	5.51	3.74	4.53	0.16	0.35	1.28				
71 - C105	4.13	2.76	3.35	0.16	0.28	1.28				
71 - C140	5.51	3.74	4.53	0.16	0.35	1.28	0.55	1.18	0.64	0.20
71 - A160	6.30	4.33	5.12	0.16	0.35	1.28				
80 - C120	4.72	3.15	3.94	0.16	0.26	1.28				
80 - C160	6.30	4.33	5.12	0.16	0.35	1.28	0.75	1.57	0.86	0.24
80 - A200	7.87	5.12	6.50	0.16	M10	1.28				
90 - C140	5.51	3.74	4.53	0.16	0.35	1.79				
90 - C160	6.30	4.33	5.12	0.16	0.35	1.79	0.94	1.97	1.07	0.31
90 - A200	7.87	5.12	6.50	0.16	M10	1.79				


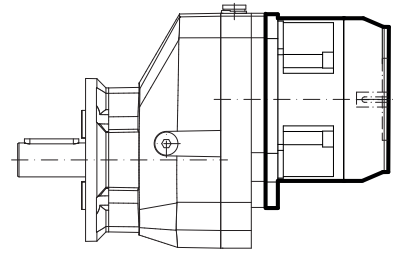
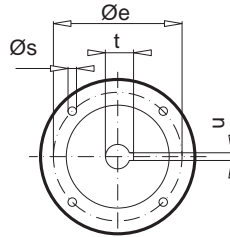
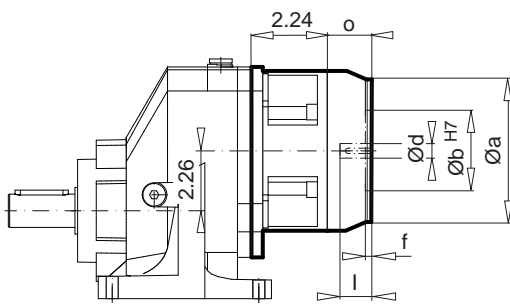
SK 571.1 (F) - IEC 100 ... 132



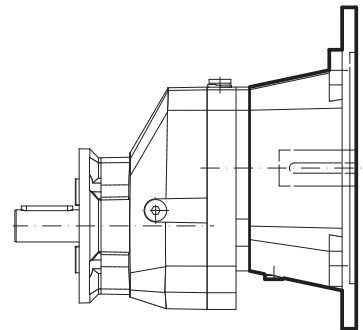
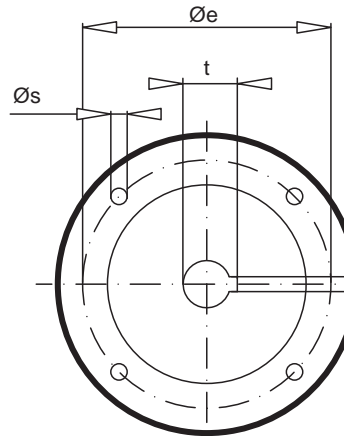
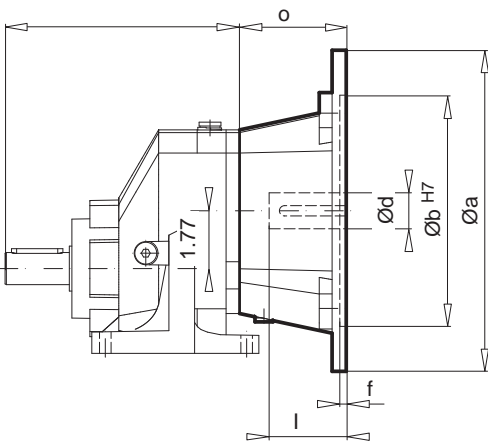
IEC	Øa	Øb	Øe	f	Øs	o	Ød	l	t	u
100	9.84	7.09	8.46	0.20	M12	3.27	1.10	2.36	1.23	0.31
112	9.84	7.09	8.46	0.20	M12	3.27	1.10	2.36	1.23	0.31
132	11.81	9.06	10.43	0.20	M12	4.37	1.50	3.15	1.63	0.39

SK 571.1 (F) - NEMA

NEMA	Øa	Øb	Øe	f	Øs	o	Ød	l	t	u
N56C	6.54	4.50	5.87	0.18	0.43	1.46	0.63	2.06	0.71	0.20
N140TC	6.54	4.50	5.87	0.18	0.43	1.93	0.87	2.12	0.96	0.20
N180TC	9.17	8.50	7.25	0.23	0.55	2.16	1.13	2.85	1.25	0.24


**IEC
NEMA**
SK 771.1 (F) - IEC 63 ... 90


IEC	Øa	Øb	Øe	f	Øs	o	Ød	l	t	u
63 - C90	3.54	2.36	2.95	0.16	0.22	1.28				
63 - C120	4.72	3.15	3.94	0.16	0.26	1.28	0.43	0.91	0.50	0.16
63 - A140	5.51	3.74	4.53	0.16	0.35	1.28				
71 - C105	4.13	2.76	3.35	0.16	0.28	1.28				
71 - C140	5.51	3.74	4.53	0.16	0.35	1.28	0.55	1.18	0.64	0.20
71 - A160	6.30	4.33	5.12	0.16	0.35	1.28				
80 - C120	4.72	3.15	3.94	0.16	0.26	1.28				
80 - C160	6.30	4.33	5.12	0.16	0.35	1.28	0.75	1.57	0.86	0.24
80 - A200	7.87	5.12	6.50	0.16	M10	1.28				
90 - C140	5.51	3.74	4.53	0.16	0.35	1.79				
90 - C160	6.30	4.33	5.12	0.16	0.35	1.79	0.94	1.97	1.07	0.31
90 - A200	7.87	5.12	6.50	0.16	M10	1.79				

SK 771.1 (F) - IEC 100 ... 132



IEC	Øa	Øb	Øe	f	Øs	o	Ød	l	t	u
100	9.84	7.09	8.46	0.20	M12	3.27	1.10	2.36	1.23	0.31
112	9.84	7.09	8.46	0.20	M12	3.27	1.10	2.36	1.23	0.31
132	11.81	9.06	10.43	0.20	M12	4.37	1.50	3.15	1.63	0.39

SK 771.1 (F) - NEMA

NEMA	Øa	Øb	Øe	f	Øs	o	Ød	l	t	u
N56C	6.54	4.50	5.87	0.18	0.43	1.46	0.63	2.06	0.71	0.20
N140TC	6.54	4.50	5.87	0.18	0.43	1.93	0.87	2.12	0.96	0.20
N180TC	9.17	8.50	7.25	0.23	0.55	2.16	1.13	2.85	1.25	0.24

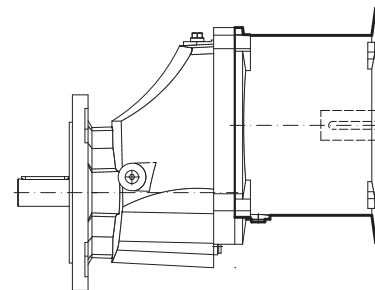
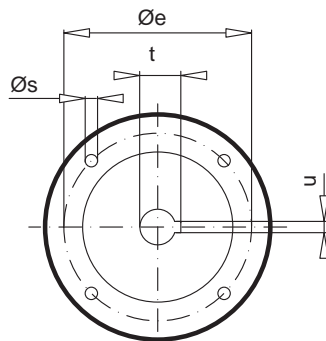
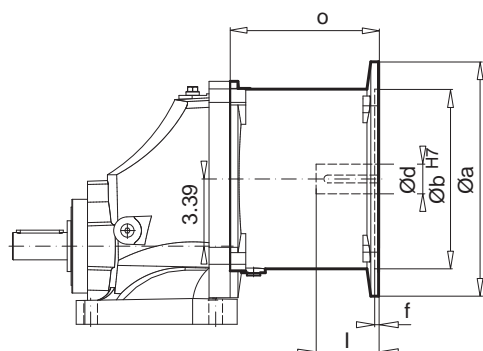
NORDBLOC.1
Helical gear unit

IEC, AI NEMA, AN



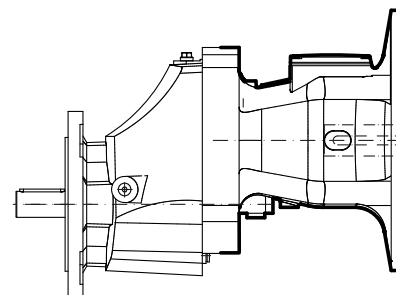
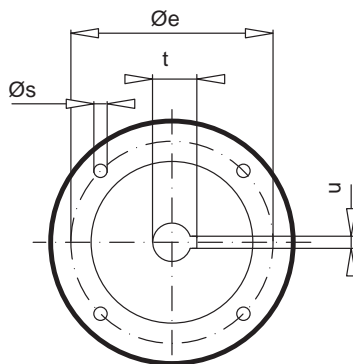
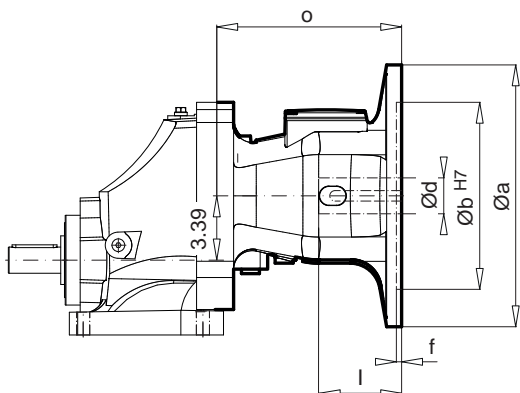
SK 871.1 (F) - IEC 90 ... 132

SK 971.1 (F) - IEC 100 ... 132



SK 871.1 (F) - AI 160, 180

SK 971.1 (F) - AI 160, 180, 200



IEC / AI	Øa	Øb	Øe	f	Øs	o	Ød	l	t	u
IEC 90	7.87	5.12	6.50	0.16	M10	4.27	0.94	1.97	1.07	0.31
IEC 100	9.84	7.09	8.46	0.20	M12	5.24	1.10	2.36	1.23	0.31
IEC 112	9.84	7.09	8.46	0.20	M12	5.24	1.10	2.36	1.23	0.31
IEC 132	11.81	9.06	10.43	0.20	M12	7.48	1.50	3.15	1.63	0.39
AI 160	13.78	9.84	11.81	0.28	M16	9.72	1.65	4.33	1.78	0.47
AI 180	13.78	9.84	11.81	0.28	M16	9.72	1.89	4.33	2.04	0.55
AI 200	15.75	11.81	13.78	0.28	M16	9.88	2.17	4.33	2.33	0.63

SK 871.1 (F) - NEMA N56C ... N250TC, AN250TC

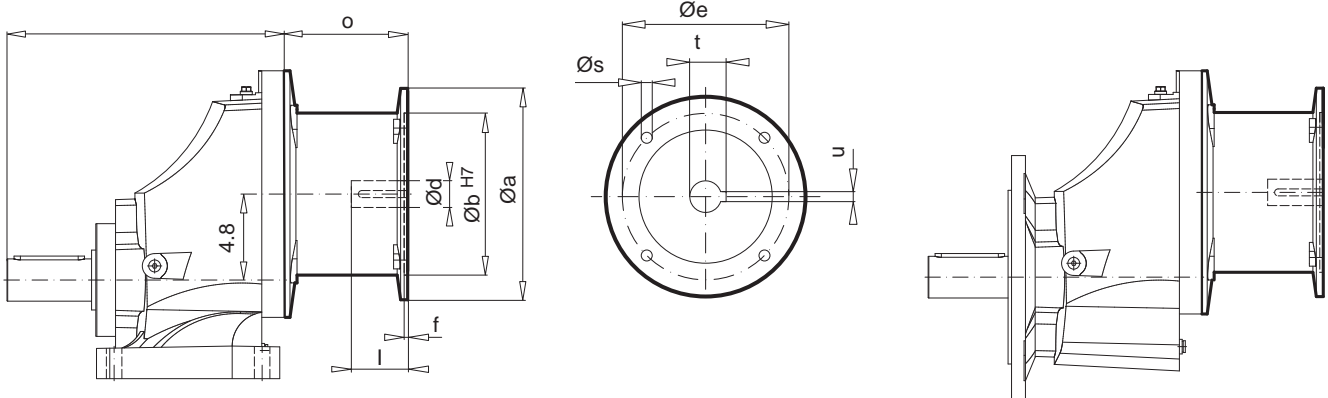
SK 971.1 (F) - NEMA N56C ... N280TC, AN250TC, AN280TC

NEMA / AN	Øa	Øb	Øe	f	Øs	o	Ød	l	t	u
N56C	6.54	4.50	5.87	0.18	0.43	1.46	0.63	2.06	0.71	0.20
N140TC	6.54	4.50	5.87	0.18	0.43	1.93	0.87	2.12	0.96	0.20
N180TC	9.17	8.50	7.25	0.23	0.55	2.16	1.13	2.85	1.25	0.24
N210TC	9.17	8.50	7.25	0.23	0.59	7.91	1.37	3.12	1.52	0.31
N250TC	9.17	8.50	7.25	0.23	0.59	7.91	1.63	3.75	1.80	0.39
N280TC	13.78	10.50	9.00	0.23	0.53	8.54	1.87	4.38	2.03	0.51
AN250TC	9.17	8.50	7.25	0.23	0.53	9.28	1.63	3.75	1.80	0.39
AN280TC	13.78	10.50	9.00	0.23	0.53	9.95	1.87	4.38	2.03	0.51

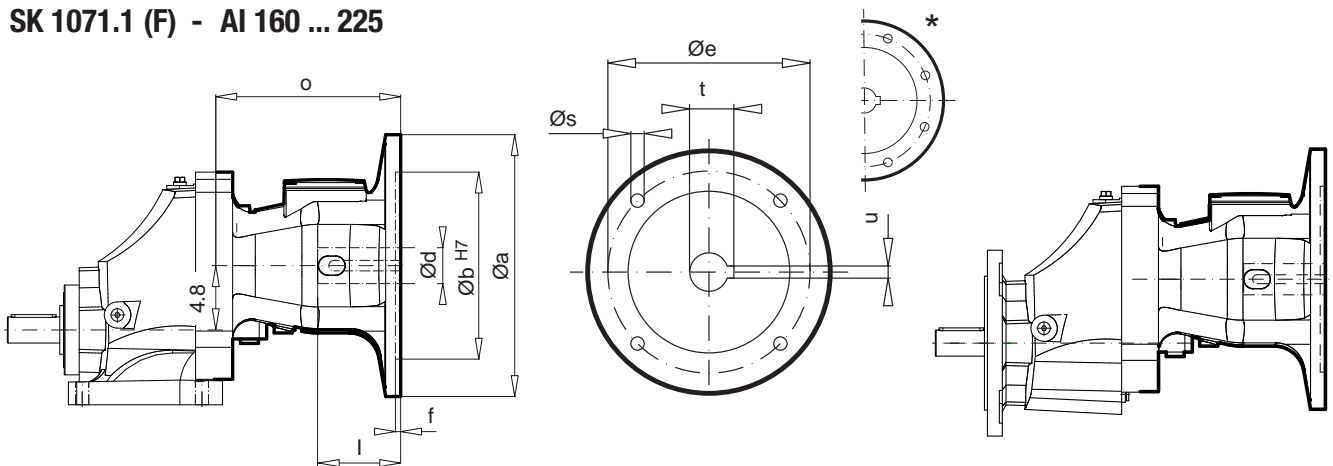


**IEC, AI
NEMA, AN**

SK 1071.1 (F) - IEC 100 ... 132



SK 1071.1 (F) - AI 160 ... 225




IEC / AI	Øa	Øb	Øe	f	Øs	o	Ød	l	t	u
IEC 100	9.84	7.09	8.46	0.20	M12	5.00	1.10	2.36	1.23	0.31
IEC 112	9.84	7.09	8.46	0.20	M12	5.00	1.10	2.36	1.23	0.31
IEC 132	11.81	9.06	10.43	0.20	M12	6.97	1.50	3.15	1.63	0.39
AI 160	13.78	9.84	11.81	0.28	M16	9.72	1.65	4.33	1.78	0.47
AI 180	13.78	9.84	11.81	0.28	M16	9.72	1.89	4.33	2.04	0.55
AI 200	15.75	11.81	13.78	0.28	M16	9.88	2.17	4.33	2.33	0.63
AI 225	17.72	13.78	15.75	0.28	M16	11.93	2.36	5.51	2.54	0.71

SK 1071.1 (F) - NEMA N180TC ... N280TC, AN250TC, AN280TC

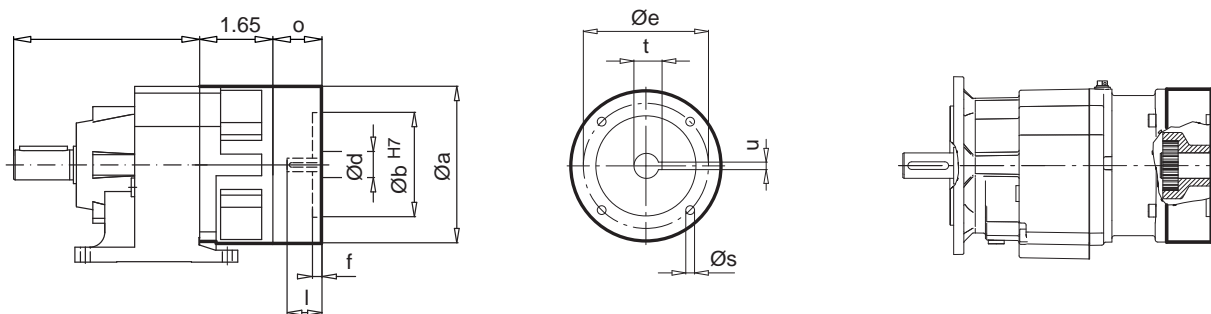
NEMA / AN	Øa	Øb	Øe	f	Øs	o	Ød	l	t	u
N180TC	9.17	8.50	7.25	0.23	0.55	2.16	1.13	2.85	1.25	0.24
N210TC	9.17	8.50	7.25	0.23	0.59	7.91	1.37	3.12	1.52	0.31
N250TC	9.17	8.50	7.25	0.23	0.59	7.91	1.63	3.75	1.80	0.39
N280TC	13.78	10.50	9.00	0.23	0.53	8.54	1.87	4.38	2.03	0.51
AN250TC	9.17	8.50	7.25	0.23	0.53	9.28	1.63	3.75	1.80	0.39
AN280TC	13.78	10.50	9.00	0.23	0.53	9.95	1.87	4.38	2.03	0.51

NORBLOC.1
Helical gear unit

IEC NEMA



SK 172.1 (F) - IEC 56 ... 90




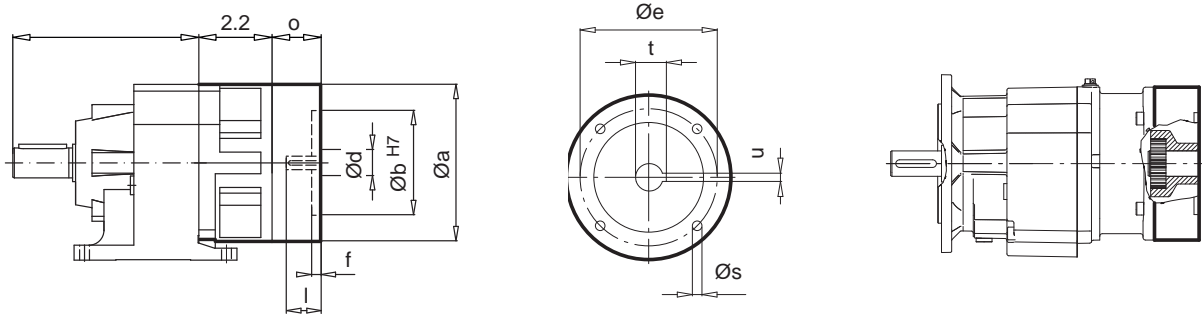
NORDBLOC.1
Helical gear unit

IEC	Øa	Øb	Øe	f	Øs	o	Ød	l	t	u
56 - C105	4.13	2.76	3.35	0.16	0.28	1.28				
56 - A120	4.72	3.15	3.94	0.16	0.26	1.28	0.35	0.79	0.45	0.12
63 - C90*	3.54	2.36	2.95	0.16	0.22	1.28				
63 - C120	4.72	3.15	3.94	0.16	0.26	1.28	0.43	0.91	0.50	0.16
63 - A140	5.51	3.74	4.53	0.16	0.35	1.28				
71 - C105*	4.13	2.76	3.35	0.16	0.28	1.28				
71 - C140	5.51	3.74	4.53	0.16	0.35	1.28	0.55	1.18	0.64	0.20
71 - A160	6.30	4.33	5.12	0.16	0.35	1.28				
80 - C120*	4.72	3.15	3.94	0.16	0.26	1.28				
80 - C160	6.30	4.33	5.12	0.16	0.35	1.28	0.75	1.57	0.86	0.24
80 - A200	7.87	5.12	6.50	0.16	M10	1.28				
90 - C140*	5.51	3.74	4.53	0.16	0.35	1.79				
90 - C160	6.30	4.33	5.12	0.16	0.35	1.79	0.94	1.97	1.07	0.31
90 - A200	7.87	5.12	6.50	0.16	M10	1.79				

* Standard offering

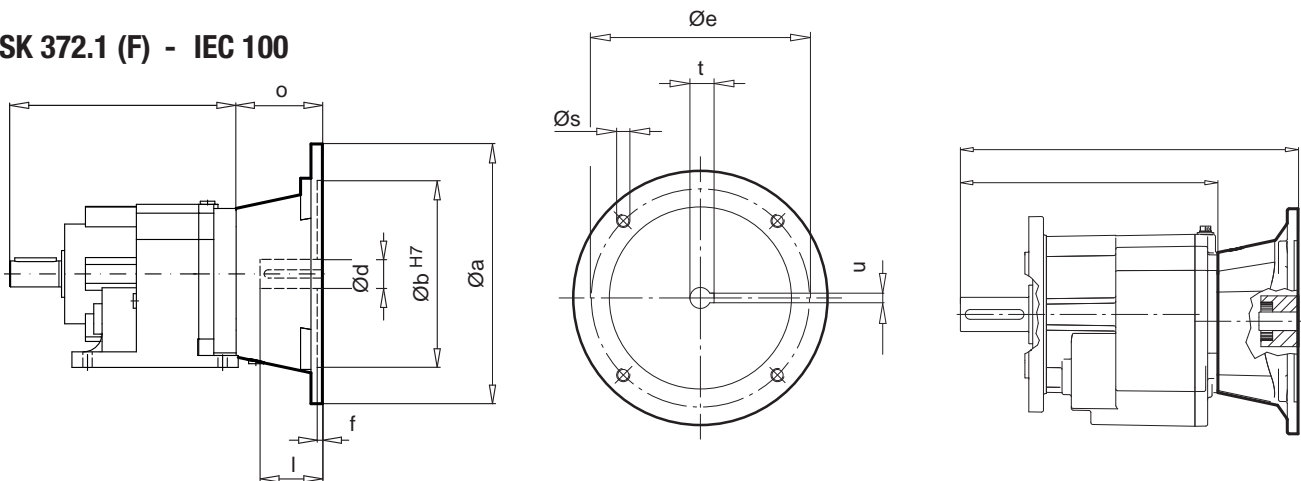
SK 172.1 (F) - NEMA

NEMA	Øa	Øb	Øe	f	Øs	o	Ød	l	t	u
N56C	6.54	4.50	5.87	0.18	0.43	1.46	0.63	2.06	0.71	0.20
N140TC	6.54	4.50	5.87	0.18	0.43	1.93	0.87	2.12	0.96	0.20


**IEC
NEMA**
SK 372.1 (F) - IEC 63 ... 90
SK 373.1 (F) - IEC 63 ... 90


IEC	$\varnothing a$	$\varnothing b$	$\varnothing e$	f	$\varnothing s$	o	$\varnothing d$	l	t	u
63 - C90*	3.54	2.36	2.95	0.16	0.22	1.28				
63 - C120	4.72	3.15	3.94	0.16	0.26	1.28	0.43	0.91	0.50	0.16
63 - A140	5.51	3.74	4.53	0.16	0.35	1.28				
71 - C105*	4.13	2.76	3.35	0.16	0.28	1.28				
71 - C140	5.51	3.74	4.53	0.16	0.35	1.28	0.55	1.18	0.64	0.20
71 - A160	6.30	4.33	5.12	0.16	0.35	1.28				
80 - C120*	4.72	3.15	3.94	0.16	0.26	1.28				
80 - C160	6.30	4.33	5.12	0.16	0.35	1.28	0.75	1.57	0.86	0.24
80 - A200	7.87	5.12	6.50	0.16	M10	1.28				
90 - C140*	5.51	3.74	4.53	0.16	0.35	1.79				
90 - C160	6.30	4.33	5.12	0.16	0.35	1.79	0.94	1.97	1.07	0.31
90 - A200	7.87	5.12	6.50	0.16	M10	1.79				


* Standard offering

SK 372.1 (F) - IEC 100


IEC	$\varnothing a$	$\varnothing b$	$\varnothing e$	f	$\varnothing s$	o	$\varnothing d$	l	t	u
100	9.84	7.09	8.46	0.20	M12	3.27	1.10	2.36	1.23	0.31

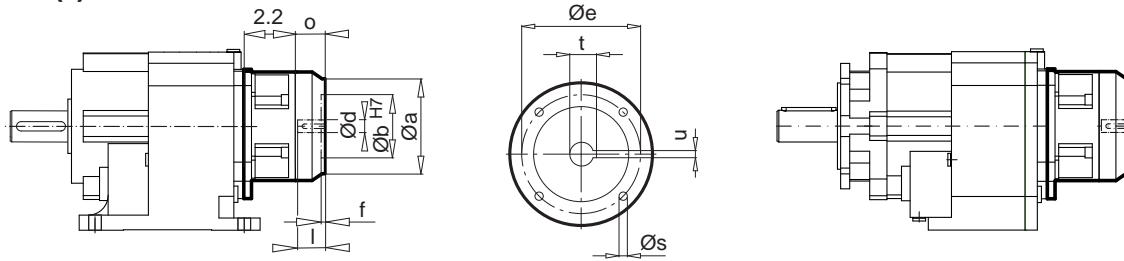
 NORDBLOC.1
Helical gear unit

IEC NEMA



SK 572.1 (F) - IEC 63 ... 90

SK 573.1 (F) - IEC 63 ... 90

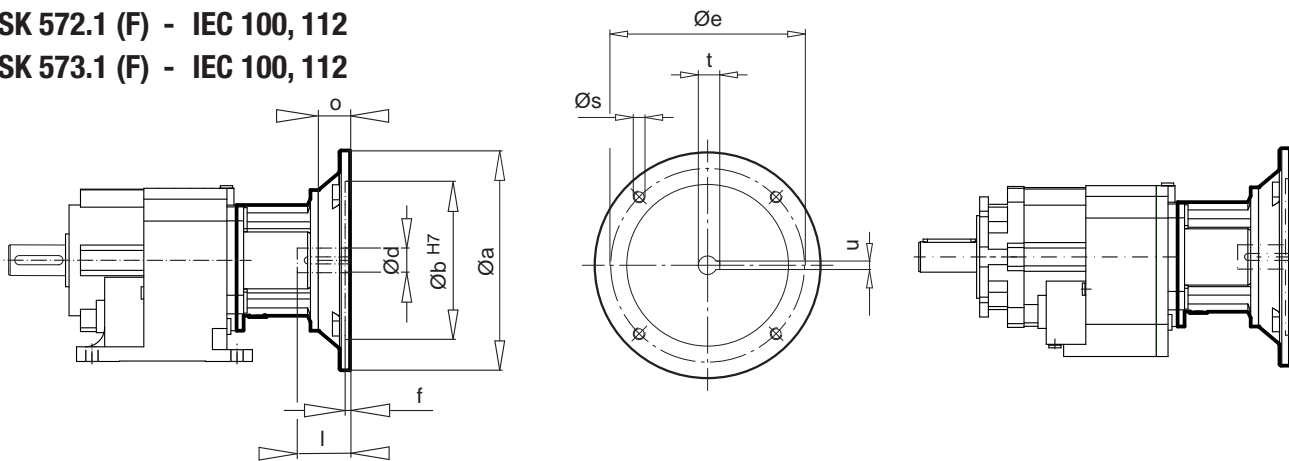


IEC	Øa	Øb	Øe	f	Øs	o	Ød	l	t	u
63 - C90*	3.54	2.36	2.95	0.16	0.22	1.28				
63 - C120	4.72	3.15	3.94	0.16	0.26	1.28	0.43	0.91	0.50	0.16
63 - A140	5.51	3.74	4.53	0.16	0.35	1.28				
71 - C105*	4.13	2.76	3.35	0.16	0.28	1.28				
71 - C140	5.51	3.74	4.53	0.16	0.35	1.28	0.55	1.18	0.64	0.20
71 - A160	6.30	4.33	5.12	0.16	0.35	1.28				
80 - C120*	4.72	3.15	3.94	0.16	0.26	1.28				
80 - C160	6.30	4.33	5.12	0.16	0.35	1.28	0.75	1.57	0.86	0.24
80 - A200	7.87	5.12	6.50	0.16	M10	1.28				
90 - C140*	5.51	3.74	4.53	0.16	0.35	1.79				
90 - C160	6.30	4.33	5.12	0.16	0.35	1.79	0.94	1.97	1.07	0.31
90 - A200	7.87	5.12	6.50	0.16	M10	1.79				

* Standard offering

SK 572.1 (F) - IEC 100, 112

SK 573.1 (F) - IEC 100, 112


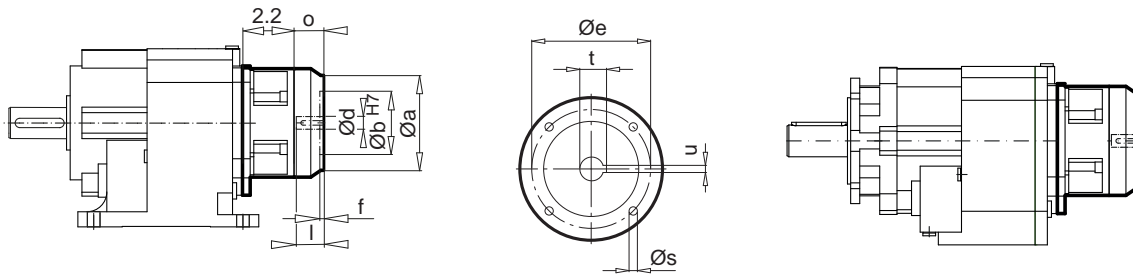


IEC	Øa	Øb	Øe	f	Øs	o	Ød	l	t	u
100	9.84	7.09	8.46	0.20	M12	1.42	1.10	2.36	1.23	0.31
112	9.84	7.09	8.46	0.20	M12	1.42	1.10	2.36	1.23	0.31

SK 572.1 (F) - NEMA

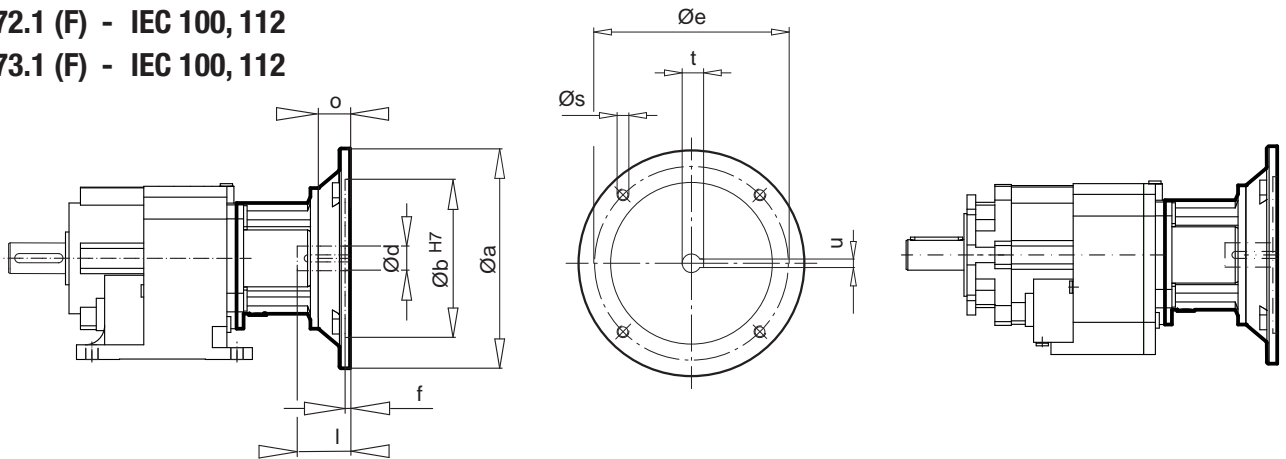
SK 573.1 (F) - NEMA

NEMA	Øa	Øb	Øe	f	Øs	o	Ød	l	t	u
N56C	6.54	4.50	5.87	0.18	0.43	1.46	0.63	2.06	0.71	0.20
N140TC	6.54	4.50	5.87	0.18	0.43	1.93	0.87	2.12	0.96	0.20
N180TC	9.17	8.50	7.25	0.23	0.55	2.16	1.13	2.85	1.25	0.24


**IEC
NEMA**
SK 672.1 (F) - IEC 63 ... 90
SK 673.1 (F) - IEC 63 ... 90


IEC	$\varnothing a$	$\varnothing b$	$\varnothing e$	f	$\varnothing s$	o	$\varnothing d$	l	t	u
63 - C90*	3.54	2.36	2.95	0.16	0.22	1.28				
63 - C120	4.72	3.15	3.94	0.16	0.26	1.28	0.43	0.91	0.50	0.16
63 - A140	5.51	3.74	4.53	0.16	0.35	1.28				
71 - C105*	4.13	2.76	3.35	0.16	0.28	1.28				
71 - C140	5.51	3.74	4.53	0.16	0.35	1.28	0.55	1.18	0.64	0.20
71 - A160	6.30	4.33	5.12	0.16	0.35	1.28				
80 - C120*	4.72	3.15	3.94	0.16	0.26	1.28				
80 - C160	6.30	4.33	5.12	0.16	0.35	1.28	0.75	1.57	0.86	0.24
80 - A200	7.87	5.12	6.50	0.16	M10	1.28				
90 - C140*	5.51	3.74	4.53	0.16	0.35	1.79				
90 - C160	6.30	4.33	5.12	0.16	0.35	1.79	0.94	1.97	1.07	0.31
90 - A200	7.87	5.12	6.50	0.16	M10	1.79				

* Standard offering

SK 672.1 (F) - IEC 100, 112
SK 673.1 (F) - IEC 100, 112



IEC	$\varnothing a$	$\varnothing b$	$\varnothing e$	f	$\varnothing s$	o	$\varnothing d$	l	t	u
100	9.84	7.09	8.46	0.20	M12	1.42	1.10	2.36	1.23	0.31
112	9.84	7.09	8.46	0.20	M12	1.42	1.10	2.36	1.23	0.31

SK 672.1 (F) - NEMA
SK 673.1 (F) - NEMA

NEMA	$\varnothing a$	$\varnothing b$	$\varnothing e$	f	$\varnothing s$	o	$\varnothing d$	l	t	u
N56C	6.54	4.50	5.87	0.18	0.43	1.46	0.63	2.06	0.71	0.20
N140TC	6.54	4.50	5.87	0.18	0.43	1.93	0.87	2.12	0.96	0.20
N180TC	9.17	8.50	7.25	0.23	0.55	2.16	1.13	2.85	1.25	0.24

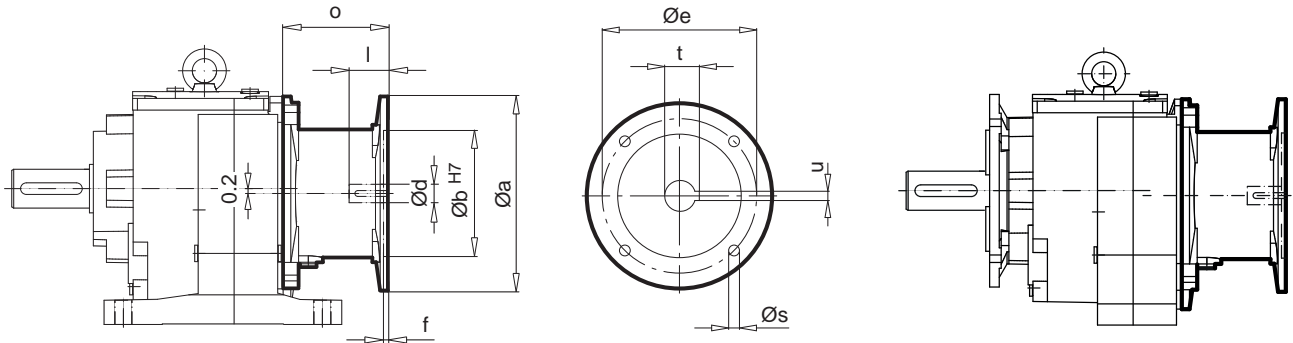
NORDBLOC.1
Helical gear unit

IEC NEMA



SK 772.1 (F) - IEC 71 ... 132

SK 773.1 (F) - IEC 71 ... 132




NORBLOC.1
Helical gear unit

IEC	Øa	Øb	Øe	f	Øs	o	Ød	l	t	u
IEC 71	6.30	4.33	5.12	0.18	M8	3.46	0.55	1.18	0.64	0.20
IEC 80	7.87	5.12	6.50	0.18	M10	4.25	0.75	1.57	0.86	0.24
IEC 90	7.87	5.12	6.50	0.18	M10	4.25	0.94	1.97	1.07	0.31
IEC 100	9.84	7.09	8.46	0.20	M12	4.92	1.10	2.36	1.23	0.31
IEC 112	9.84	7.09	8.46	0.20	M12	4.92	1.10	2.36	1.23	0.31
IEC 132	11.81	9.06	10.43	0.20	M12	6.14	1.50	3.15	1.63	0.39

SK 772.1 (F) - NEMA

SK 773.1 (F) - NEMA

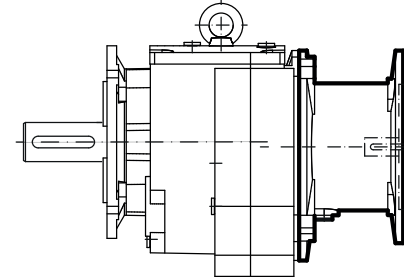
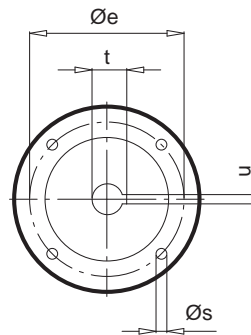
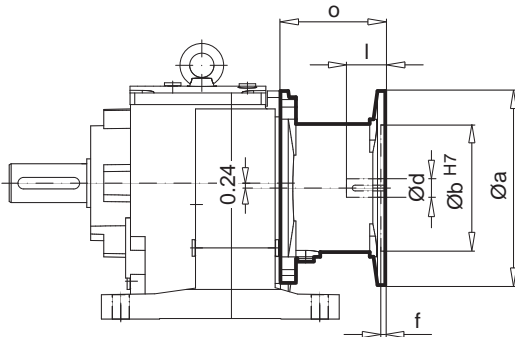
NEMA	Øa	Øb	Øe	f	Øs	o	Ød	l	t	u
N56C	6.54	4.50	5.87	0.18	0.43	4.61	0.63	2.06	0.71	0.20
N140TC	6.54	4.50	5.87	0.18	0.43	4.61	0.87	2.12	0.96	0.20
N180TC	9.17	8.50	7.25	0.23	0.59	5.51	1.13	2.62	1.24	0.24
N210TC	9.17	8.50	7.25	0.23	0.59	6.65	1.37	3.12	1.52	0.31



**IEC
NEMA**

SK 872.1 (F) - IEC 90 ... 132

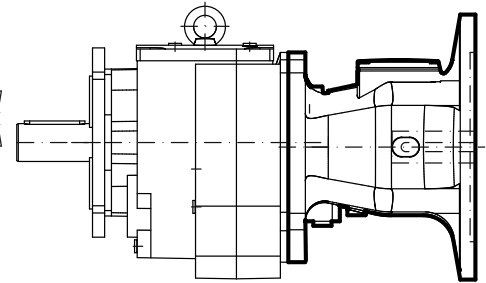
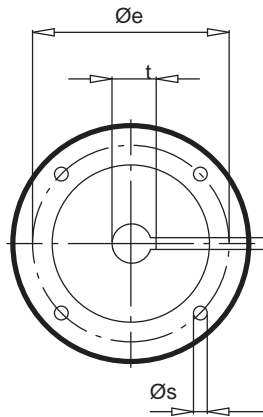
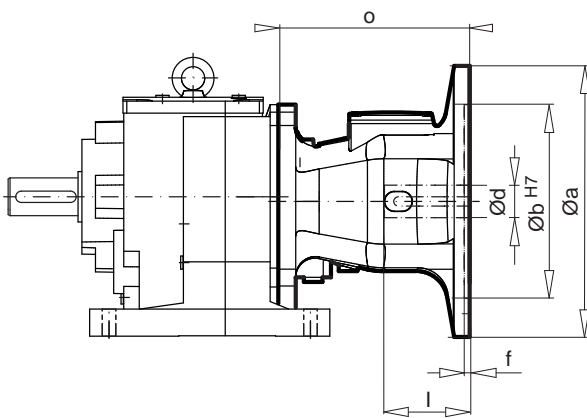
SK 873.1 (F) - IEC 90 ... 132



NORDBLOC.1
Helical gear unit

SK 872.1 (F) - AI 160, 180

SK 873.1 (F) - AI 160, 180




IEC / AI	Øa	Øb	Øe	f	Øs	o	Ød	l	t	u
IEC 90	7.87	5.12	6.50	0.18	M10	4.27	0.94	1.97	1.07	0.31
IEC 100	9.84	7.09	8.46	0.20	M12	5.24	1.10	2.36	1.23	0.31
IEC 112	9.84	7.09	8.46	0.20	M12	5.24	1.10	2.36	1.23	0.31
IEC 132	11.81	9.06	10.43	0.20	M12	7.48	1.50	3.15	1.63	0.39
AI 160	13.78	9.84	11.81	0.28	M16	9.72	1.65	4.33	1.78	0.47
AI 180	13.78	10.20	11.81	0.28	M16	9.72	1.89	4.33	2.04	0.55

SK 872.1 (F) - NEMA

SK 873.1 (F) - NEMA

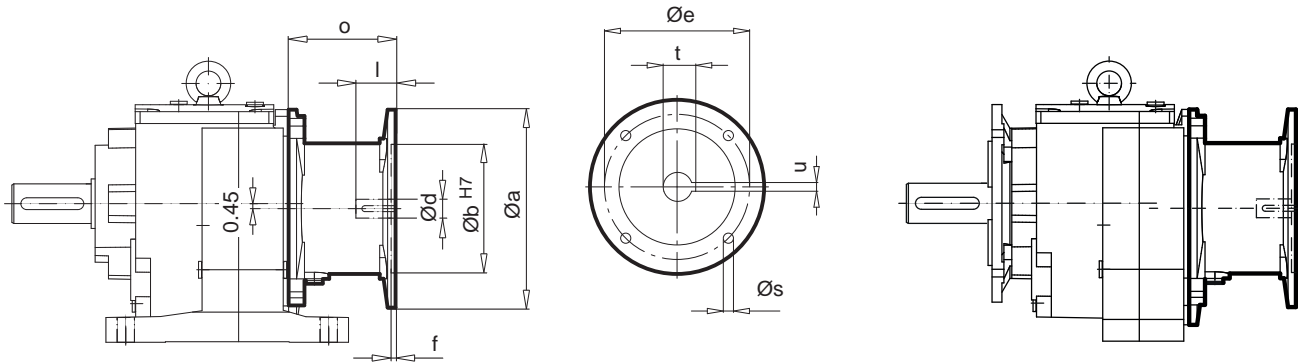
NEMA / AN	Øa	Øb	Øe	f	Øs	o	Ød	l	t	u
N56C	6.54	4.50	5.87	0.18	0.43	4.61	0.63	2.06	0.71	0.20
N140TC	6.54	4.50	5.87	0.18	0.43	4.61	0.87	2.12	0.96	0.20
N180TC	9.17	8.50	7.25	0.23	0.59	5.51	1.13	2.62	1.24	0.24
N210TC	9.17	8.50	7.25	0.23	0.59	6.65	1.37	3.12	1.52	0.31
N250TC	9.17	8.50	7.25	0.23	0.59	7.91	1.63	3.75	1.80	0.39
N280TC	13.78	10.50	9.00	0.23	0.53	8.54	1.87	4.38	2.03	0.51
AN250TC	9.17	8.50	7.25	0.23	0.53	9.28	1.63	3.75	1.80	0.39
AN280TC	13.78	10.50	9.00	0.23	0.53	9.95	1.87	4.38	2.03	0.51

IEC NEMA



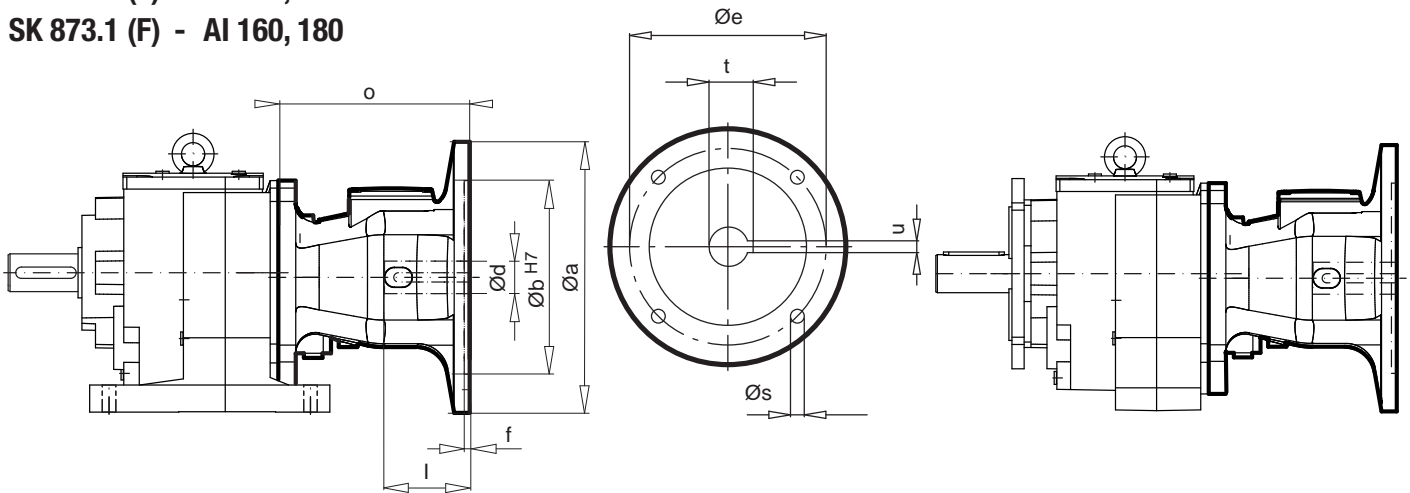
SK 972.1 (F) - IEC 90 ... 132

SK 973.1 (F) - IEC 90 ... 132



SK 872.1 (F) - AI 160, 180

SK 873.1 (F) - AI 160, 180



IEC / AI	Øa	Øb	Øe	f	Øs	o	Ød	l	t	u
IEC 90	7.87	5.12	6.50	0.18	M10	4.27	0.94	1.97	1.07	0.31
IEC 100	9.84	7.09	8.46	0.20	M12	5.24	1.10	2.36	1.23	0.31
IEC 112	9.84	7.09	8.46	0.20	M12	5.24	1.10	2.36	1.23	0.31
IEC 132	11.81	9.06	10.43	0.20	M12	7.48	1.50	3.15	1.63	0.39
AI 160	13.78	9.84	11.81	0.28	M16	9.72	1.65	4.33	1.78	0.47
AI 180	13.78	9.84	11.81	0.28	M16	9.72	1.89	4.33	2.04	0.55
AI 200	15.75	11.81	13.78	0.28	M16	9.88	2.17	4.33	2.33	0.63

SK 972.1 (F) - NEMA

SK 973.1 (F) - NEMA

NEMA / AN	Øa	Øb	Øe	f	Øs	o	Ød	l	t	u
N56C	6.54	4.50	5.87	0.18	0.43	4.33	0.63	2.06	0.71	0.20
N140TC	6.54	4.50	5.87	0.18	0.43	4.33	0.87	2.12	0.96	0.20
N180TC	9.17	8.50	7.25	0.23	0.59	5.63	1.13	2.62	1.24	0.24
N210TC	9.17	8.50	7.25	0.23	0.59	7.91	1.37	3.12	1.52	0.31
N250TC	9.17	8.50	7.25	0.23	0.59	7.91	1.63	3.75	1.80	0.39
N280TC	13.78	10.50	9.00	0.23	0.53	8.54	1.87	4.38	2.03	0.51
AN250TC	9.17	8.50	7.25	0.23	0.53	9.28	1.63	3.75	1.80	0.39
AN280TC	13.78	10.50	9.00	0.23	0.53	9.95	1.87	4.38	2.03	0.51



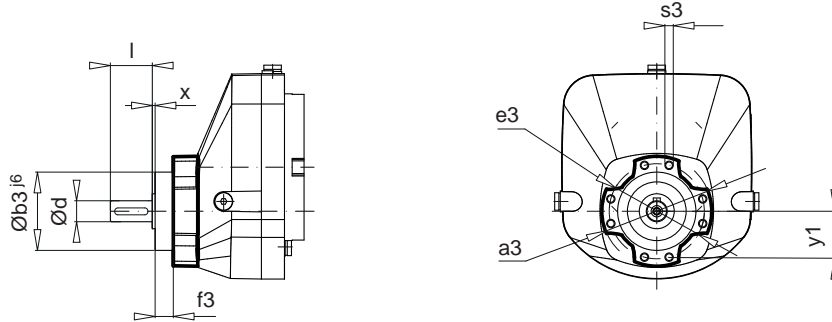
Notes

A large, empty grid of light blue lines, intended for writing notes or technical specifications.

Z




SK 071.1 Z SK 171.1 Z - SK 771.1 Z



NORDBLOC.1
Helical gear unit

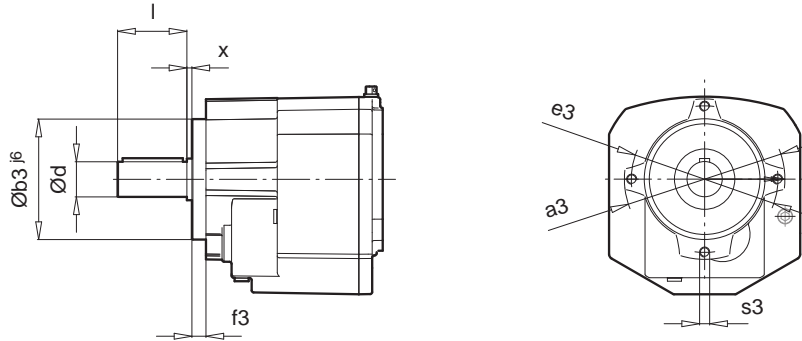
Unit Type	$\varnothing a3$	$\varnothing b3$	$\varnothing e3$	$f3$	$s3^\dagger$	$\varnothing d$	l	x	$y1$
SK 071.1 XF	3.07	2.20	2.68	0.51	M6 x 12	0.59	1.18	0.08	1.29
SK 171.1 XF	4.17	2.95	3.62	0.59	M8 x 18	0.79 0.98	1.57 1.97	0.08	1.73
SK 371.1 XF	4.17	2.95	3.62	0.59	M8 x 18	0.98 1.18	1.97 2.36	0.08	1.73
SK 571.1 XF	5.12	3.74	4.33	0.79	M8 x 18	1.18 1.38	2.36 2.76	0.12	53.99
SK 771.1 XF	5.12	3.74	4.33	0.79	M8 x 18	1.57	3.15	0.12	2.13

[†] Listed in mm

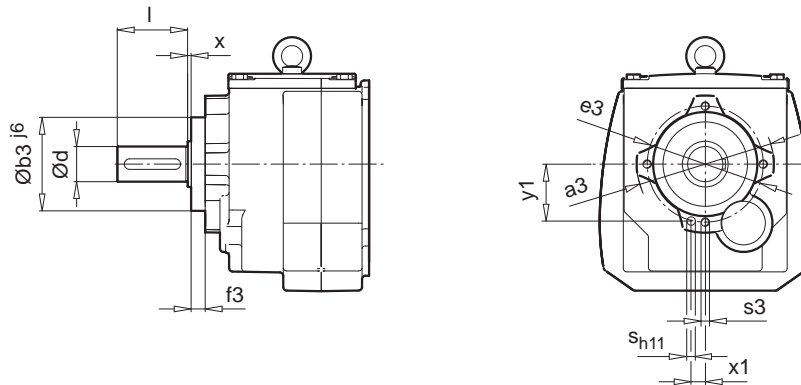


Z

SK 072.1 Z / SK 172.1 Z
SK 372.1 Z - SK 672.1 Z
SK 373.1 Z - SK 673.1 Z



SK 772.1 Z - SK 972.1 Z
SK 773.1 Z - SK 973.1 Z



NORBLOC.1
Helical gear unit

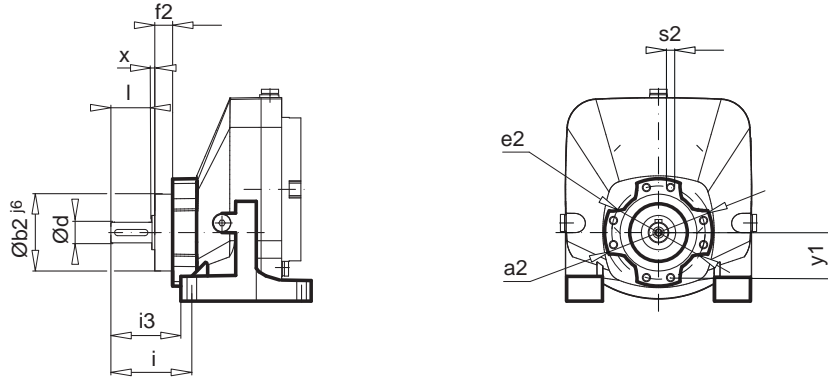
Unit Type	Øa3	Øb3	Øe3	f3	s3 [†]	Ød	l	x	x1	y1	Øsh11 [†]
SK 072.1 Z	3.15	2.20	2.68	0.49	M6 x 12	0.79	1.57	0.08	0.35	1.29	5 x 16
SK 172.1 Z	4.21	2.95	3.62	0.59	M8 x 18	0.79	1.57	0.08	0.47	1.73	8 x 14.5
SK 372.1 Z SK 373.1 Z	5.16	3.74	4.33	0.79	M8 x 16	0.98	1.97	0.12	0.41	2.13	6 x 20
SK 572.1 Z SK 573.1 Z	6.30	4.72	5.71	0.55	M10 x 17	1.38	2.76	0.16	0.67	2.76	8 x 20
SK 572.1 Z SK 573.1 Z	6.30	4.72	5.71	0.55	M10 x 17	1.18	2.36	0.16	0.67	2.76	8 x 20
SK 672.1 Z SK 673.1 Z	7.09	5.31	6.30	0.55	M10 x 20	1.38	2.76	0.16	0.79	3.05	10 x 20
SK 772.1 Z SK 773.1 Z	5.98	4.13	5.12	0.63	M12 x 15	1.57	3.15	0.16	0.79	2.44	12 x 20
SK 872.1 Z SK 873.1 Z	7.64	5.31	6.50	0.79	M12 x 20	1.97	3.94	0.20	0.98	3.11	12 x 30
SK 972.1 Z SK 973.1 Z	9.29	6.61	7.87	0.98	M16 x 25	2.36	4.72	0.24	1.10	3.78	16 x 35

[†] Listed in mm

XZ




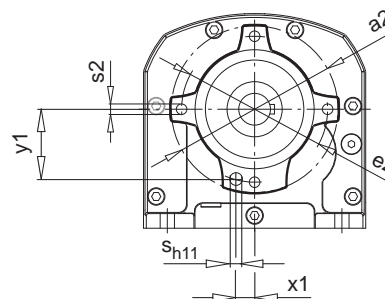
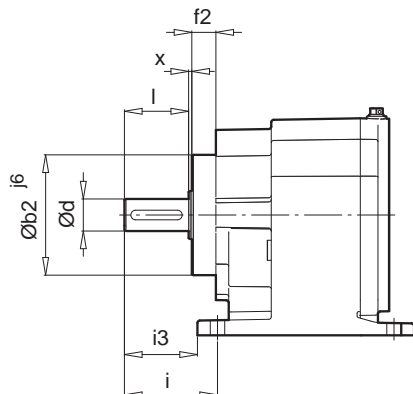
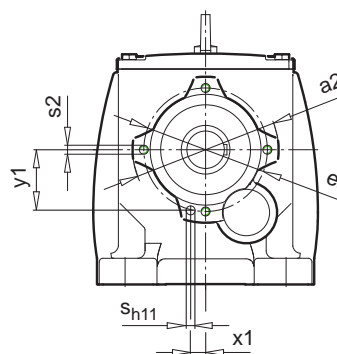
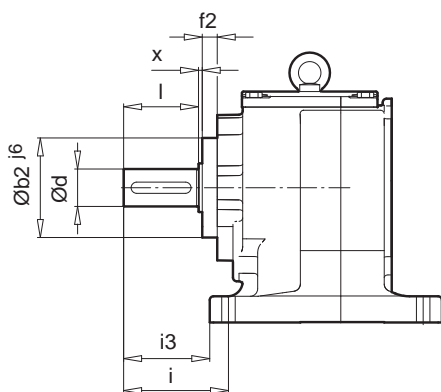
SK 071.1 XZ
SK 171.1 XZ - SK 771.1 XZ



NORBLOC.1
Helical gear unit

Unit Type	Øa2	Øb2	Øe2	f2	i	i3	s2 [†]	Ød	l	x	y1
SK 071.1 XZ	3.07	2.20	2.68	0.51	2.32 2.72	2.01 2.40	M6 x 12	0.59 0.79	1.18 1.57	0.08	1.29
SK 171.1 XZ	4.17	2.95	3.62	0.55	2.68 3.07	2.30 2.70	M8 x 18	0.79 0.98	1.57 1.97	0.08	1.73
SK 371.1 XZ	4.17	2.95	3.62	0.55	3.07 3.46	2.70 3.05	M8 x 18	0.98 1.18	1.97 2.36	0.08	1.73
SK 571.1 XZ	5.12	3.74	4.33	0.75	3.82 4.21	3.35 3.74	M8 x 18	1.18 1.38	2.36 2.76	0.12	2.13
SK 771.1 XZ	5.12	3.74	4.33	0.75	4.72	4.17	M8 x 18	1.57	3.15	0.12	2.13

[†] Listed in mm


XZ
SK 072.1 XZ / SK 172.1 XZ
SK 372.1 XZ - SK 672.1 XZ
SK 373.1 XZ - SK 673.1 XZ

SK 772.1 XZ - SK 972.1 XZ
SK 773.1 XZ - SK 973.1 XZ

NORDBLOC.1
Helical gear unit

Unit Type	Øa2	Øb2	Øe2	f2	s2 [†]	i	i3	Ød	l	x	x1	y1	Øsh11 [†]
SK 072.1 XZ	3.35	2.20	2.68	0.49	M6 x 12	1.89	1.61	0.79	1.57	0.08	0.35	1.29	5 x 16
SK 172.1 XZ	4.33	2.95	3.62	0.59	M8 x 18	2.68	2.28	0.79	1.57	0.08	0.47	1.73	8 x 14.5
SK 372.1 XZ SK 373.1 XZ	5.12	3.74	4.33	0.79	M8 x 16	2.95	2.36	0.98	1.97	0.12	0.41	2.13	6 x 20
SK 572.1 XZ SK 573.1 XZ	6.30	4.72	5.71	0.55	M10 x 25	3.94	3.25	1.38	2.76	0.16	0.67	2.76	8 x 20
SK 572.1 XZ SK 573.1 XZ	6.30	4.72	5.71	0.55	M10 x 25	3.94	3.25	1.18	2.36	0.16	0.67	2.76	8 x 20
SK 672.1 XZ SK 673.1 XZ	7.09	5.31	6.30	0.55	M10 x 20	3.94	3.15	1.38	2.76	0.16	0.79	3.05	10 x 20
SK 772.1 XZ SK 773.1 XZ	5.98	4.13	5.12	0.63	M12 x 15	4.53	3.74	1.57	3.15	0.16	0.79	2.44	12 x 20
SK 872.1 XZ SK 873.1 XZ	7.64	5.31	6.50	0.79	M12 x 20	5.51	4.53	1.97	3.94	0.20	0.98	3.11	12 x 30
SK 972.1 XZ SK 973.1 XZ	9.29	6.61	7.87	0.98	M16 x 25	6.30	5.22	2.36	4.72	0.24	1.10	3.78	16 x 35

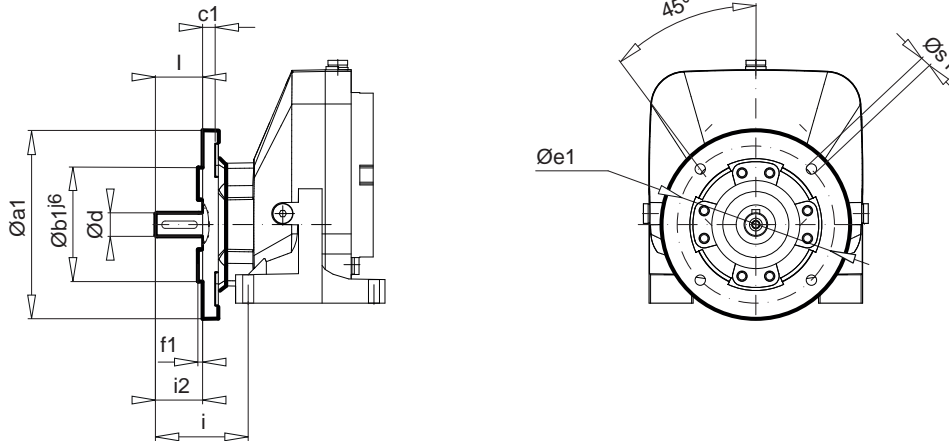
[†] Listed in mm

XF




SK 071.1 XF
SK 171.1 XF - SK 771.1 XF

NORBLOC.1
Helical gear unit

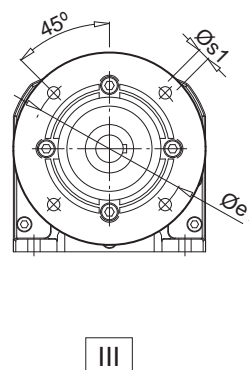
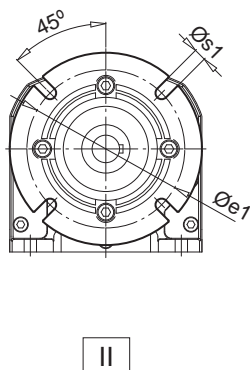
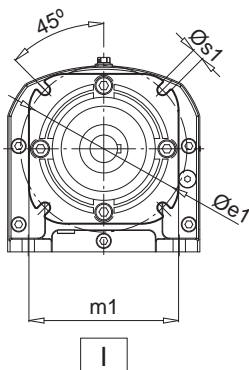
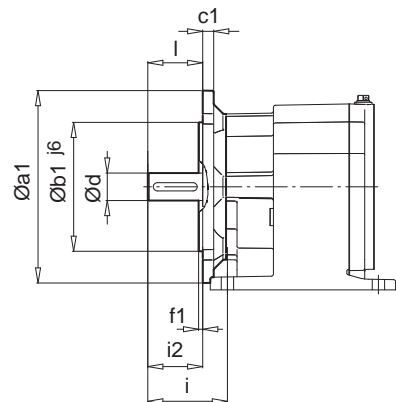


Unit Type	$\varnothing a1$	$\varnothing b1$	$c1$	$\varnothing d$	l	$\varnothing e1$	$f1$	$\varnothing s1$	i	$i2$
SK 071.1 XF	4.72 5.51	3.15 3.74	0.31	0.59	1.18	3.94 4.53	0.12	0.26 0.35	2.32	1.18
SK 171.1 XF	4.72 5.51	3.15 3.74	0.31	0.79	1.57	3.94 4.53	0.12	0.26 0.35	2.68 2.28	1.54 1.57
SK 371.1 XF	4.72 5.51	3.15 3.74	0.31	0.98	1.97	3.94 4.53	0.12	0.26 0.35	3.07	1.93
SK 571.1 XF	6.30	4.33	0.39	1.18 1.38	2.36 2.76	5.12	0.14	0.35	3.82 4.21	2.32 2.72
SK 771.1 XF	6.30 7.87	4.33 5.12	0.39 0.67	1.57	3.15	5.12	0.14	0.35 0.43	4.72	3.11



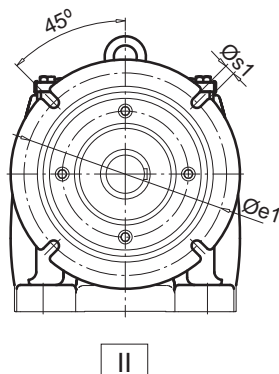
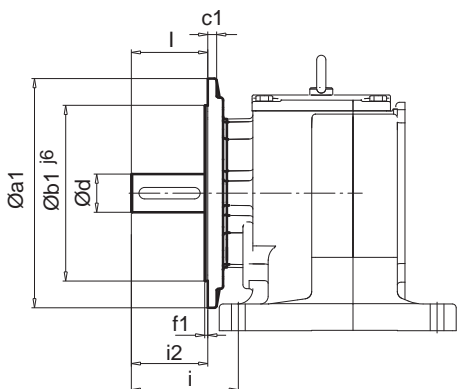
XF

SK 072.1 XF / SK 172.1 XF
SK 372.1 XF - SK 672.1 XF
SK 373.1 XF - SK 673.1 XF




NORDBLOC.1
Helical gear unit

SK 772.1 XF - SK 972.1 XF
SK 773.1 XF - SK 973.1 XF



Unit Type		Øa1	Øb1	c1	Ød	l	Øe1	f1	m1	Øs1	i	i2
SK 072.1 XF	I	4.72	3.15	0.28	0.79	1.57	3.94	0.12	3.54	0.26	1.89	1.57
SK 172.1 XF	II	4.72	3.15	0.31	0.79	1.57	3.94	0.12	-	0.26	2.28	1.57
SK 372.1 XF	II	5.51	3.74	0.31	0.79	1.57	115	0.12	-	0.35	2.28	1.57
SK 373.1 XF	II	5.51	3.74	0.35	0.98	1.97	4.33	0.12	-	0.34	2.95	1.97
SK 572.1 XF	II	6.30	4.33	0.39	0.98	1.97	5.12	0.14	-	0.34	2.95	1.97
SK 573.1 XF	II	7.87	5.12	0.47	1.18	2.36	6.50	0.14	-	0.43	3.94	2.76
SK 672.1 XF	III	7.87	5.12	0.47	1.38	2.76	6.50	0.16	-	0.43	3.46	2.76
SK 673.1 XF	III	7.87	5.12	0.47	1.38	2.76	6.50	0.16	-	0.43	3.46	2.76
SK 772.1 XF	II	7.87	7.09	0.59	1.57	3.15	8.46	0.16	-	0.53	4.53	3.15
SK 773.1 XF	II	9.84	7.09	0.59	1.57	3.15	8.46	0.16	-	0.53	4.53	3.15
SK 872.1 XF	II	9.84	9.06	0.79	1.97	3.94	10.43	0.16	-	0.53	5.51	3.94
SK 873.1 XF	II	11.81	9.06	0.79	1.97	3.94	10.43	0.16	-	0.53	5.51	3.94
SK 972.1 XF	II	11.81	9.84	0.79	2.36	4.72	11.81	0.20	-	0.69	6.30	4.72
SK 973.1 XF	II	13.78	9.84	0.79	2.36	4.72	11.81	0.20	-	0.69	6.30	4.72

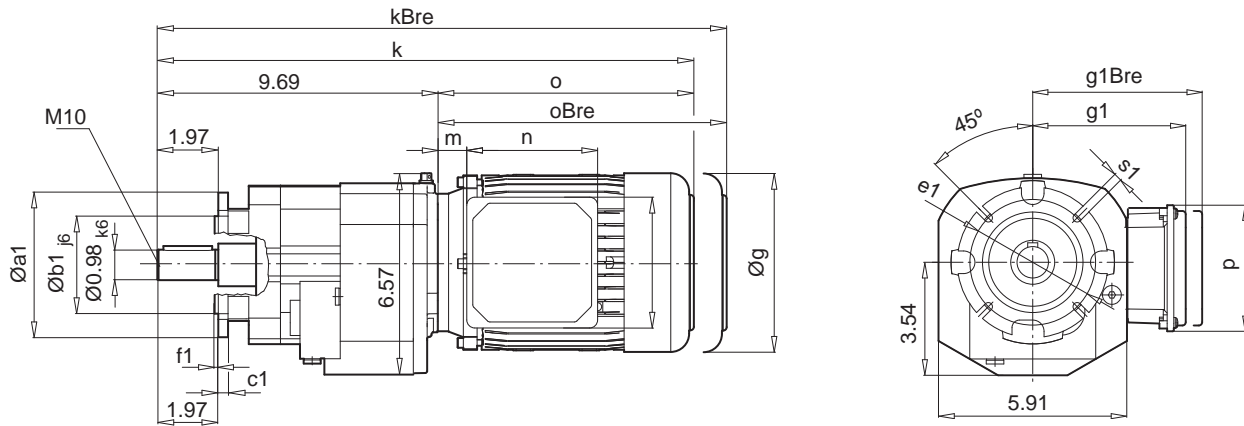


SK 372.1F

SK 373.1F

SK 372.1F

SK 373.1F



a1	b1	c1	e1	f1	s1
4.72	3.15	0.31	3.94	0.12	0.26

NORBLOC.1
Helical gear unit

SK 372.1F

± ⇄ A58	63 S/L	71 S/L	80 SH	80 LP	90 SP/LP	100 LP/AP	
g	5.12	5.71	6.50	6.50	7.20	7.91	
g1 / g1Bre	4.53 / 4.84	4.88 / 5.24	5.59 / 5.59	5.59 / 5.59	5.79 / 5.79	6.65 / 6.77	W ⇄ B99
k / kBre	17.40 / 19.61	18.98 / 21.26	19.96 / 22.48	19.96 / 22.48	21.57 / 24.53	22.76 / 26.34	
o / oBre	7.72 / 9.92	9.29 / 11.57	10.28 / 12.80	10.28 / 12.80	11.89 / 14.84	13.07 / 16.65	
m / mBre	0.63 / 0.91	1.65 / 1.93	1.85 / 2.01	1.85 / 2.01	2.05 / 2.20	2.28 / 2.44	IEC, NEMA ⇄ B107
n / nBre	3.94 / 5.28	3.94 / 5.28	4.49 / 6.02	4.49 / 6.02	4.49 / 6.02	4.49 / 6.02	
p / pBre	3.94 / 3.50	3.94 / 3.50	5.67 / 4.25	5.67 / 4.25	5.67 / 4.25	5.67 / 4.25	

SK 373.1F

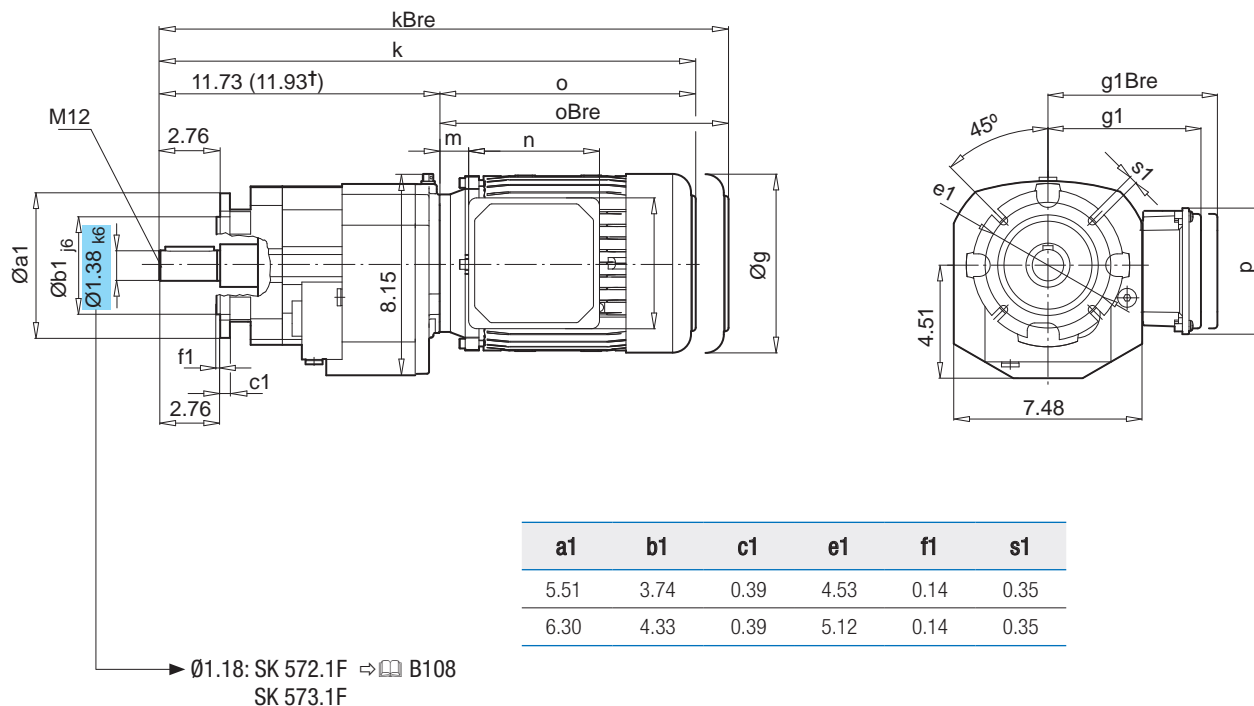
± ⇄ A58	63 S/L	71 S/L	80 SH	80 LP	90 SP/LP	
g	5.12	5.71	6.50	6.50	7.20	
g1 / g1Bre	4.53 / 4.84	4.88 / 5.24	5.59 / 5.59	5.59 / 5.59	5.79 / 5.79	W ⇄ B99
k / kBre	17.40 / 19.61	18.98 / 21.26	19.96 / 22.48	19.96 / 22.48	21.57 / 24.53	
o / oBre	7.72 / 9.92	9.29 / 11.57	10.28 / 12.80	10.28 / 12.80	11.89 / 14.84	
m / mBre	0.63 / 0.91	1.65 / 1.93	1.85 / 2.01	1.85 / 2.01	2.05 / 2.20	
n / nBre	3.94 / 5.28	3.94 / 5.28	4.49 / 6.02	4.49 / 6.02	4.49 / 6.02	IEC, NEMA ⇄ B107
p / pBre	3.94 / 3.50	3.94 / 3.50	5.67 / 4.25	5.67 / 4.25	5.67 / 4.25	

SK 572.1F SK 573.1F





SK 572.1F SK 573.1F



NORBLOC.1
Helical gear unit




SK 572.1F

± ⇔ A58	71 S/L	80 SH	80 LP	90 SP/LP	100 LP/AP	112 MP	132 SP/MP†	
g	5.71	6.50	6.50	7.20	7.91	8.98	10.39	
g1 / g1Bre	4.88 / 5.24	5.59 / 5.59	5.59 / 5.59	5.79 / 5.79	6.65 / 6.77	7.05 / 7.17	8.03 / 7.91	 W ⇔ B99
k / kBre	21.02 / 23.31	22.01 / 24.53	22.01 / 24.53	23.62 / 26.57	24.80 / 28.39	26.65 / 30.35	29.06 / 33.31	
o / oBre	9.29 / 11.57	10.28 / 12.80	10.28 / 12.80	11.89 / 14.84	13.07 / 16.65	14.96 / 18.66	17.13 / 21.34	
m / mBre	1.65 / 1.93	1.85 / 2.01	1.85 / 2.01	2.05 / 2.20	2.28 / 2.44	2.52 / 2.64	2.80 / 2.44	 IEC, NEMA ⇔ B108
n / nBre	3.94 / 5.28	4.49 / 6.02	4.49 / 6.02	4.49 / 6.02	4.49 / 6.02	4.49 / 6.02	4.80 / 7.28	
p / pBre	3.94 / 3.50	5.67 / 4.25	5.67 / 4.25	5.67 / 4.25	5.67 / 4.25	5.67 / 4.25	5.67 / 4.25	

SK 573.1F

± ⇔ A58	63 S/L	71 S/L	80 SH	80 LP	90 SP/LP	100 LP/AP	112 MP	
g	5.12	5.71	6.50	6.50	7.20	7.91	8.98	
g1 / g1Bre	4.53 / 4.84	4.88 / 5.24	5.59 / 5.59	5.59 / 5.59	5.79 / 5.79	6.65 / 6.77	7.05 / 7.17	 W ⇔ B99
k / kBre	19.45 / 21.65	21.02 / 23.31	22.01 / 24.53	22.01 / 24.53	23.62 / 26.57	24.80 / 28.39	26.65 / 30.35	
o / oBre	7.72 / 9.92	9.29 / 11.57	10.28 / 12.80	10.28 / 12.80	11.89 / 14.84	13.07 / 16.65	14.96 / 18.66	
m / mBre	0.63 / 0.91	1.65 / 1.93	1.85 / 2.01	1.85 / 2.01	2.05 / 2.20	2.28 / 2.44	2.52 / 2.64	 IEC, NEMA ⇔ B108
n / nBre	3.94 / 5.28	3.94 / 5.28	4.49 / 6.02	4.49 / 6.02	4.49 / 6.02	4.49 / 6.02	4.49 / 6.02	
p / pBre	3.94 / 3.50	3.94 / 3.50	5.67 / 4.25	5.67 / 4.25	5.67 / 4.25	5.67 / 4.25	5.67 / 4.25	

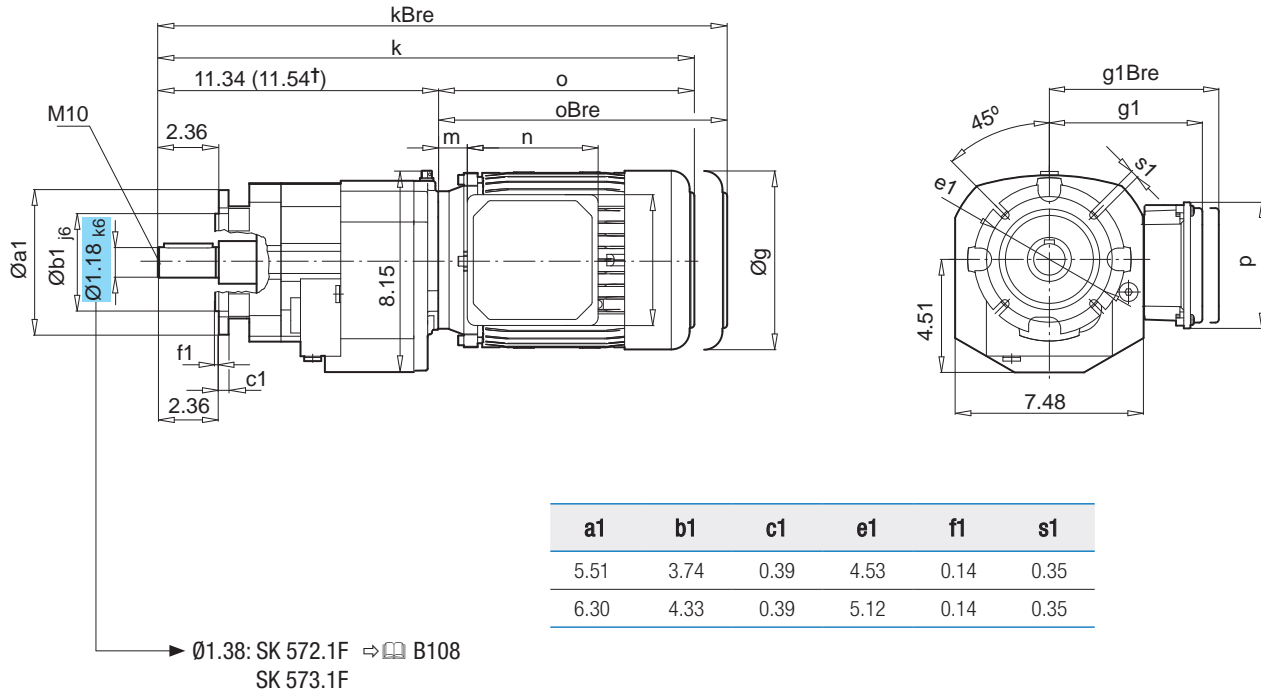


SK 572.1F

SK 573.1F

SK 572.1F

SK 573.1F



NORDBLOC.1
Helical gear unit

SK 572.1F

± ⇒ A58	71 S / L	80 SH	80 LP	90 SP/LP	100 LP/AP	112 MP	132 SP/MP†	
g	5.71	6.50	6.50	7.20	7.91	8.98	10.39	
g1 / g1Bre	4.88 / 5.24	5.59 / 5.59	5.59 / 5.59	5.79 / 5.79	6.65 / 6.77	7.05 / 7.17	8.03 / 7.91	
k / kBre	20.59 / 22.87	21.57 / 24.09	21.57 / 24.09	23.19 / 26.14	24.37 / 27.95	26.26 / 29.96	28.66 / 32.91	W ⇒ B99
o / oBre	9.29 / 11.57	10.28 / 12.80	10.28 / 12.80	11.89 / 14.84	13.07 / 16.65	14.96 / 18.66	17.13 / 21.34	
m / mBre	1.65 / 1.93	1.85 / 2.01	1.85 / 2.01	2.05 / 2.20	2.28 / 2.44	2.52 / 2.64	2.56 / 2.28	IEC, NEMA ⇒ B108
n / nBre	3.94 / 5.28	4.49 / 6.02	4.49 / 6.02	4.49 / 6.02	4.49 / 6.02	4.49 / 6.02	4.80 / 7.28	
p / pBre	3.94 / 3.50	5.67 / 4.25	5.67 / 4.25	5.67 / 4.25	5.67 / 4.25	5.67 / 4.25	5.67 / 4.25	

SK 573.1F

± ⇒ A58	63 S / L	71 S / L	80 SH	80 LP	90 SP/LP	100 LP/AP	112 MP	
g	5.12	5.71	6.50	6.50	7.20	7.91	8.98	
g1 / g1Bre	4.53 / 4.84	4.88 / 5.24	5.59 / 5.59	5.59 / 5.59	5.79 / 5.79	6.65 / 6.77	7.05 / 7.17	
k / kBre	19.02 / 21.22	20.59 / 22.87	21.57 / 24.09	21.57 / 24.09	23.19 / 26.14	24.37 / 27.95	26.26 / 29.96	W ⇒ B99
o / oBre	7.72 / 9.92	9.29 / 11.57	10.28 / 12.80	10.28 / 12.80	11.89 / 14.84	13.07 / 16.65	14.96 / 18.66	
m / mBre	0.63 / 0.91	1.65 / 1.93	1.85 / 2.01	1.85 / 2.01	2.05 / 2.20	2.28 / 2.44	2.52 / 2.64	IEC, NEMA ⇒ B108
n / nBre	3.94 / 5.28	3.94 / 5.28	4.49 / 6.02	4.49 / 6.02	4.49 / 6.02	4.49 / 6.02	4.49 / 6.02	
p / pBre	3.94 / 3.50	3.94 / 3.50	5.67 / 4.25	5.67 / 4.25	5.67 / 4.25	5.67 / 4.25	5.67 / 4.25	






Notes

A large grid area for taking notes, consisting of a 20x20 grid of small squares. The grid is light blue and occupies the majority of the page's central area. A thin orange horizontal line is positioned above the grid and another below it.



UNICASE™ Helical Inline Gear Units



INQUIRY FORM C - 2

VERSIONS AVAILABLE C - 3

GEAR UNIT MOTOR DATA

Power and speed tables C - 4

Power and speed tables

W and NEMA adapters C - 54

DIMENSIONED DRAWINGS*

Helical geared motors C - 76

W, NEMA, IEC, AI adapters C - 102

OPTIONS*

XZ Foot and flange-mounted versions, B14 flange C - 120

XF Foot and flange-mounted versions, B5 flange C - 120

* All specifications in inches unless otherwise indicated.



Inquiry Form



This general inquiry form can be found in the attachment as well as on the NORD homepage under www.nord.com - Heading DOCUMENTATION / FORMS.



General Inquiry Form



Company: _____
 Customer number: _____
 Town / Zip Code / Country: _____
 Contact: _____
 E-Mail: _____
 Phone: _____

Please send the request to your local NORD contact.

See homepage: www.nord.com
 (NORD group → Sales)



Reference: _____
 Date: _____

	<input type="radio"/> Helical-inline* G1000/G2000		<input type="radio"/> Helical-Parallel shaft* G1000		<input type="radio"/> Helical-bevel* G1000		<input type="radio"/> Worm* G1000/G1035
<input type="radio"/> Geared motor		<input type="radio"/> Adapter for IEC-/Nema-motor/Servo*		<input type="radio"/> Stand alone motor (M7000)			
<input type="radio"/> W – type (free input shaft): External forces: Axial F_{A1} : _____ [N] Radial F_{R1} : _____ [N]; Lever from shaft shoulder: _____ [mm]							
Gear type acc. to catalogue: _____				Quantity: _____			

Gearbox-specific parameter	Clear section	Frequency inverter operation	Clear section
Output speed n_2 at line frequency: _____ [min^{-1}]		<input type="radio"/> Cabinet mounted <input type="radio"/> Motor mounted	
Output torque M_2 : _____ [Nm]		Frequency range from: _____ [Hz] to _____ [Hz]	
Ratio i: _____		Motor speed n_1 : _____ [min^{-1}] to _____ [min^{-1}]	
Mounting position (M1 – M6) : _____		Constant torque within frequency range: _____ [Nm]	
Flange: <input type="radio"/> B14 <input type="radio"/> B5 \varnothing _____ [mm]		Characteristic: <input type="radio"/> 50 Hz <input type="radio"/> 70 Hz <input type="radio"/> 87 Hz <input type="radio"/> 100 Hz	
<input type="radio"/> Hollow shaft <input type="radio"/> Solid shaft \varnothing _____ x _____ [mm]		Encoder*: <input type="radio"/> Incremental <input type="radio"/> Absolute	
Operating factor f_b : _____		Regenerative operation: Generated power _____ [kW]	
Minimum bearing life L10h: _____ [h]		Ambient conditions	Clear section
External forces at output: Axial F_{A2} : _____ [N]		Ambient temperature: min. _____ to max. _____ [°C]	
Radial F_{R2} : _____ [N] Lever from shaft shoulder: _____ [mm]		Max. rel. humidity RH: _____ [%]	
Bearing: <input checked="" type="radio"/> normal <input type="radio"/> VL <input type="radio"/> VL2 <input type="radio"/> VL3 <input type="radio"/> AL		Max. installation height (if > 1.000 m): _____ [m]	
Helical-bevel and Worm: A/B side for flange/shaft*		<input type="checkbox"/> Indoor <input type="checkbox"/> Outdoor <input type="checkbox"/> Water contact* <input type="checkbox"/> Direct sun light	
Oil: <input checked="" type="radio"/> Mineral <input type="radio"/> Synthetic <input type="radio"/> Food grade <input type="radio"/> Bio-degradable		Other (dust/dirt/aggressive media; mechanical/chemical)*	
Special oil: _____		ATEX	Clear section
Motor-specific parameter	Clear section	ATEX gas	ATEX dust
Rated motor power P_1 : _____ [kW]		<input type="radio"/> Zone 1 <input type="radio"/> Ex II 2G	<input type="radio"/> Zone 21 <input type="radio"/> Ex II 2D
Motor speed n_1 : _____ [min^{-1}]		<input type="radio"/> Zone 2 <input type="radio"/> Ex II 3G	<input type="radio"/> Zone 22 <input type="radio"/> Ex II 3D
<input type="checkbox"/> PTC thermistors (TF) <input type="checkbox"/> Bimetallic switches (TW)		<input type="radio"/> Ex eb <input type="radio"/> II T3	<input type="radio"/> Non-conductive dust
Line voltage: _____ [V] Line frequency: _____ [Hz]		<input type="radio"/> Ex de <input type="radio"/> IIC T4	<input type="radio"/> Conductive dust (only Zone 21)
Efficiency class: <input type="radio"/> IE1 <input type="radio"/> IE2 <input checked="" type="radio"/> IE3 <input type="radio"/> IE4		Paint / Surface treatment	Clear section
Protection class: <input checked="" type="radio"/> IP55 (Standard) <input type="radio"/> IP _____		<input type="radio"/> None <input type="radio"/> 1.0 <input checked="" type="radio"/> 2.0 (Standard) <input type="radio"/> 3.0 <input type="radio"/> 3. _____	
Operating mode: <input checked="" type="radio"/> S1 (Standard) <input type="radio"/> S _____*		<input type="radio"/> nsd tupH (only for aluminium housings)	
Cycle rate: _____ [c/h]		Colour (RAL): <input checked="" type="radio"/> Blue (5010) <input type="radio"/> Grey (7031)	
Cycle duty: _____ [%] <input type="checkbox"/> Backstop (RLS)		<input type="radio"/> Special colour (RAL-No. / Colour): _____	
Ventilation: <input checked="" type="radio"/> Standard <input type="radio"/> External (F) <input type="radio"/> None (OL)		Comments	
Terminal box position: _____ Cable entries: _____			
Brake-specific parameter	Clear section		
Brake torque M_B : _____ [Nm] <input type="checkbox"/> Manual release (HL)			
Brake-/Coil voltage: _____ [V]			
<input type="radio"/> Parking/emergency brake <input type="radio"/> Working brake			
ATEX documentation, O&M manuals (language code according to ISO 639-1):			
<input type="checkbox"/> DE <input type="checkbox"/> BG <input type="checkbox"/> ZH <input type="checkbox"/> CS <input type="checkbox"/> DA <input type="checkbox"/> ES <input type="checkbox"/> FI <input type="checkbox"/> FR <input type="checkbox"/> EN <input type="checkbox"/> EL <input type="checkbox"/> HU <input type="checkbox"/> IT <input type="checkbox"/> NL <input type="checkbox"/> NO <input type="checkbox"/> PL <input type="checkbox"/> PT <input type="checkbox"/> RU <input type="checkbox"/> SV <input type="checkbox"/> SK <input type="checkbox"/> LV <input type="checkbox"/> RO			

*Please add details in comments - Getriebbau NORD GmbH & Co. KG | Getriebbau-Nord-Str. 1 | D-22941 Bargeheide - EN-0919

Helical gear unit




Available Designs


Examples - Available Versions

Housing with Foot Mounting


SK 02 - 63 LP/4
2-stage



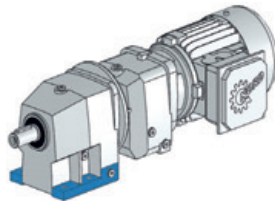
SK 13 - 71 SP/4
3-stage




SK 62 - 160 LP/4
SK 63 - 160 LP/4
2- and 3-stage



SK 12/02 - 80 SP/4
4-stage




SK 63/22 - 71 SP/4
5- and 6-stage




Housing with B5 - Flange Mounting


SK 02 F - 63 LP/4
2-stage




SK 13 F - 71 SP/4
3-stage




SK 62 F - 160 LP/4
SK 63 F - 160 LP/4
2- and 3-stage



SK 12/02 F - 80 SP/4
4-stage




SK 63/22 F - 71 SP/4
5- and 6-stage

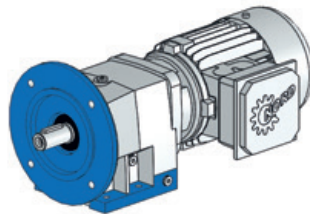


Helical gear unit

Housing Options for Foot and Flange-Mounting



SK 12 XZ - 80 LP/4
Foot-mounting with B14 flange
2-stage






SK 12 XF - 80 LP/4
Foot-mounting with B5 flange
2-stage

All helical gear units are also available: - with free drive shaft (W)
- for mounting IEC/NEMA standard motors (type suffix IEC/NEMA)



0.16 hp



P_1 [hp]	n_2 [rpm]	M_2 [lb-in]	f_B (AGMA Class)	i_{ges}	F_R [lb]	F_A	$F_{R VL}$ [lb]	$F_{A VL}$	Type		 inch
0.16	62	164	4.7 (III)	27.52	560	736	764	1405	SK 02 - 63 SP/4	26	C76
	51	199	4.3 (III)	33.42	559	736	764	1405			
	41	247	3.5 (III)	41.58	557	736	764	1405			
	32	319	2.5 (III)	53.68	553	736	764	1405			
	28	364	2.2 (III)	61.27	549	736	764	1405			
	23	434	1.8 (II)	73.06	543	736	762	1405			
	26	389	2.5 (III)	65.50	547	736	764	1405	SK 03 - 63 SP/4	34.8	C77
	21	485	1.9 (II)	81.50	539	736	758	1405			
	16	624	1.3 (I)	104.77	522	736	747	1405			
	14	742	1.3 (I)	124.62	504	736	734	1405			
	11	900	1.1 (I)	151.33	397	736	714	1405			
	9.9	1015	0.9 (I)	170.75	0	736	696	1405			
	8.0	1173	0.8 (I)	212.47	0	736	667	1405			
	6.2	985	0.8 (I)	274.28	188	736	701	1405			
	5.4	985	0.8 (I)	313.11	188	736	701	1405			
		31	320	4.9 (III)	53.84	785	877	1083			
28		365	3.7 (III)	61.35	783	877	1082	2057			
23		432	2.8 (III)	72.63	781	877	1080	2153			
	18	365	4.0 (III)	92.89	783	877	1082	2334	SK 12/02 - 63 SP/4	48.1	C98
	15	434	3.3 (III)	109.66	781	877	1080	2446			
	13	526	2.8 (III)	133.23	778	877	1078	2575			
	10	656	2.4 (III)	165.77	772	877	1073	2727			
	7.9	843	1.9 (II)	213.39	760	877	1065	2906			
	6.4	1043	1.5 (II)	263.96	744	877	1054	3062			
	5.0	1345	1.2 (I)	339.81	714	877	1032	3248			
	3.9	1702	0.9 (I)	431.75	664	877	999	3260			
	3.2	1991	0.8 (I)	537.49	612	877	965	3260			
	2.7	1991	0.8 (I)	619.86	612	877	965	3260			
	1.9	1991	0.8 (I)	886.11	612	877	965	3260			
	1.6	1991	0.8 (I)	1054.29	612	877	965	3260			
	1.3	1991	0.8 (I)	1280.32	612	877	965	3260			
	1.1	1991	0.8 (I)	1592.93	612	877	965	3260			
	0.8	1991	0.8 (I)	2056.68	612	877	965	3260			
	0.6	1991	0.8 (I)	2798.93	612	877	965	3260			
	0.5	1991	0.8 (I)	3122.27	612	877	965	3260	SK 12/03 - 63 SP/4	56.9	C98
	0.5	1991	0.8 (I)	3554.62	612	877	965	3260			
	0.4	1991	0.8 (I)	4013.74	612	877	965	3260			
	0.3	1991	0.8 (I)	5797.45	612	877	965	3260			
	0.3	1991	0.8 (I)	6542.58	612	877	965	3260			
	0.2	1991	0.8 (I)	8141.64	612	877	965	3260			
	0.2	1991	0.8 (I)	10510.73	612	877	965	3260			
	25	407	4.3 (III)	68.40	782	877	1081	2115	SK 13 - 63 SP/4	41.4	C79
	20	509	3.1 (III)	85.47	778	877	1078	2248			
	16	647	2.4 (III)	108.72	772	877	1074	2391			
	13	788	1.7 (II)	132.45	764	877	1068	2490			
	13	788	1.7 (II)	132.45	764	877	1068	2490			
	11	947	1.6 (II)	159.36	752	877	1060	2610			
	8.7	1164	1.5 (II)	195.78	733	877	1046	2746			
	6.9	1455	1.1 (I)	244.62	700	877	1023	2897			
	6.2	1637	1.0 (I)	275.12	674	877	1006	2969			
	5.4	1848	0.8 (I)	313.48	639	877	983	3052			
	4.6	1947	0.8 (I)	369.34	621	877	971	3204			
	4.0	1848	0.8 (I)	420.83	639	877	983	3260			






0.16 hp

P_1 [hp]	n_2 [rpm]	M_2 [lb-in]	f_B (AGMA Class)	i_{ges}	F_R [lb]	F_A	$F_{R VL}$ [lb]	$F_{A VL}$	Type	 lb	 inch
0.16	10	661	4.6 (III)	167.21	1092	1259	1507	3495	SK 22/02 - 63 SP/4	75.6	C98
	7.1	945	3.2 (III)	239.01	1083	1259	1500	3850			
	6.0	1124	2.7 (III)	284.11	1075	1259	1495	4031			
	4.9	1362	2.2 (III)	345.17	1063	1259	1487	4237			
	3.8	1756	1.7 (II)	444.73	1038	1259	1469	4496			
	3.1	2187	1.4 (II)	553.31	1003	1259	1444	4496			
	2.5	2699	1.1 (I)	682.98	948	1259	1406	4496			
	1.9	3484	0.9 (I)	881.66	831	1259	1330	4496			
	1.5	3762	0.8 (I)	1159.34	777	1259	1297	4496			
	1.2	3762	0.8 (I)	1442.41	777	1259	1297	4496			
	1.0	3762	0.8 (I)	1780.46	777	1259	1297	4496			
	0.8	3762	0.8 (I)	2125.46	777	1259	1297	4496			
0.7	3762	0.8 (I)	2534.45	777	1259	1297	4496				
0.5	0.5	3153	0.8 (I)	3489.83	886	1259	1365	4496	SK 22/03 - 63 SP/4	76.7	C98
	0.4	3153	0.8 (I)	4323.41	886	1259	1365	4496			
	0.3	3153	0.8 (I)	5248.94	886	1259	1365	4496			
	0.3	3153	0.8 (I)	6479.09	886	1259	1365	4496			
	0.2	3153	0.8 (I)	9100.11	886	1259	1365	4496			
	0.1	3153	0.8 (I)	11748.10	886	1259	1365	4496			
14	14	738	4.1 (III)	124.17	1090	1259	1505	3170	SK 23 - 63 SP/4	67.9	C81
	11	899	2.9 (III)	151.44	1084	1259	1502	3323			
	9.4	1069	2.6 (III)	179.50	1078	1259	1497	3482			
	7.8	1295	2.3 (III)	217.73	1067	1259	1489	3663			
	6.5	1558	1.9 (II)	262.24	1052	1259	1478	3843			
	5.2	1923	1.6 (II)	323.70	1026	1259	1460	4043			
	4.1	2484	1.2 (I)	417.95	973	1259	1423	4286			
	3.3	3031	0.8 (I)	516.65	904	1259	1377	4496			
	4.7	4.7	1435	3.8 (III)	363.06	1506	2023	2077			
3.8		1764	3.1 (III)	446.31	1500	2023	2072	5620			
3.1		2194	2.5 (III)	554.68	1489	2023	2065	5620			
2.4		2767	2.0 (III)	699.55	1471	2023	2052	5620			
2.0		3437	1.6 (II)	869.04	1445	2023	2033	5620			
1.6		4275	1.3 (I)	1080.05	1402	2023	2003	5620			
1.3		5158	1.1 (I)	1305.66	1328	2023	1964	5620			
1.1		6339	0.9 (I)	1604.24	0	2023	1899	5620			
0.8		6859	0.8 (I)	2004.46	0	2023	1744	5620			
0.6		6859	0.8 (I)	2704.02	0	2023	1744	5620			
0.5	0.5	6859	0.8 (I)	3163.50	0	2023	1865	5620	SK 32/13 - 63 SP/4	107.6	C98
	0.4	6859	0.8 (I)	4048.39	0	2023	1744	5620			
	0.3	6859	0.8 (I)	5029.23	0	2023	1865	5620			
	0.3	6859	0.8 (I)	6250.38	0	2023	1865	5620			
	0.2	6859	0.8 (I)	7614.95	0	2023	1865	5620			
	0.2	6859	0.8 (I)	11253.43	0	2023	1865	5620			
	0.1	6859	0.8 (I)	13750.53	0	2023	1744	5620			
	0.1	6859	0.8 (I)	15817.35	0	2023	1865	5620			
8.2	8.2	1231	4.8 (III)	207.10	1510	2023	2080	4492	SK 33N - 63 SP/4	94.4	C83
	6.8	1477	4.0 (III)	248.17	1506	2023	2077	4717			
	5.0	2017	2.9 (III)	339.15	1494	2023	2068	5103			
	4.0	2505	2.4 (III)	421.32	1480	2023	2058	5407			
	3.2	3116	1.9 (II)	524.08	1458	2023	2043	5620			
	2.9	3483	1.6 (II)	585.41	1443	2023	2032	5620			
	2.6	3941	1.3 (I)	662.81	1421	2023	2016	5620			
	2.3	4405	1.1 (I)	740.37	1395	2023	1998	5620			


Helical gear unit

0.16 hp





P_1 [hp]	n_2 [rpm]	M_2 [lb-in]	f_B (AGMA Class)	i_{ges}	F_R [lb]	F_A	$F_{R VL}$ [lb]	$F_{A VL}$	Type		 inch
0.16	3.1	2178	4.9 (III)	550.73	2599	2698	2407	5705	SK 42/12 - 63 SP/4	129.6	C98
	2.3	2966	3.6 (III)	750.33	2551	2698	2331	6182			
	1.5	4409	2.4 (III)	1114.65	2447	2698	2159	6744			
	1.2	5511	1.9 (II)	1393.38	1421	2698	1995	6744			
	1.1	6172	1.7 (II)	1561.55	0	2698	1877	6744			
	0.8	8548	1.2 (I)	2163.20	0	2698	0	6744			
	0.7	10122	1.0 (I)	2560.21	0	2698	0	6744			
	0.5	13276	0.8 (I)	3428.58	0	2698	0	6744	SK 42/13 - 63 SP/4	140.7	C98
	0.4	13276	0.8 (I)	4209.06	0	2698	0	6744			
	0.3	13276	0.8 (I)	5259.33	0	2698	0	6744			
	0.2	13276	0.8 (I)	6902.85	0	2698	0	6744			
	0.2	13276	0.8 (I)	8625.30	0	2698	0	6744			
	0.2	13276	0.8 (I)	11053.30	0	2698	0	6744			
	0.1	13276	0.8 (I)	13019.24	0	2698	0	6744			
	1.8	3640	4.4 (III)	918.83	3338	5339	4496	8992	SK 52/12 - 63 SP/4	193.6	C98
	1.2	5644	2.9 (III)	1425.44	3301	5339	4496	8992			
	1.0	6784	2.4 (III)	1714.92	3271	5339	4496	8992			
	0.8	8338	1.9 (II)	2107.10	3223	5339	4496	8992			
	0.6	10423	1.6 (II)	2632.78	3140	5339	4496	8992			
	0.5	13253	1.2 (I)	3344.76	2993	5339	4398	8992	SK 52/13 - 63 SP/4	204.6	C98
	0.4	16566	1.0 (I)	4179.48	2761	5339	4244	8992			
	0.3	20246	0.8 (I)	5846.92	2408	5339	4023	8992			
	0.2	20246	0.8 (I)	7183.17	2408	5339	4023	8992			
	0.2	20246	0.8 (I)	8975.11	2408	5339	4023	8992			
	0.1	20246	0.8 (I)	11961.92	2408	5339	4023	8992			
	0.1	20246	0.8 (I)	13163.00	2408	5339	4023	8992			
	0.1	20246	0.8 (I)	13453.37	2408	5339	4023	8992			
	1.0	6635	4.3 (III)	1676.63	3637	10116	5381	10116	SK 63/23 - 63 SP/4	352.3	C99
	0.8	8552	3.3 (III)	2161.10	3458	10116	5222	10116			
	0.6	11140	2.5 (III)	2814.26	3195	10116	4993	10116			
	0.5	13409	2.1 (III)	3389.71	2944	10116	4779	10116			
	0.4	17282	1.6 (II)	4369.06	2466	10116	4386	10116			
	0.3	21333	1.3 (I)	5393.14	1890	10116	3931	10116			
	0.3	26422	1.1 (I)	6683.37	1014	10116	3292	10116			
	0.2	32175	0.9 (I)	8150.78	0	10116	2459	10116			
	0.2	35403	0.8 (I)	11045.44	0	10116	1927	10116			
	0.1	35403	0.8 (I)	13304.45	0	10116	1927	10116			
	0.4	17518	2.5 (III)	4440.18	4804	11240	7372	11240			
	0.3	21687	2.0 (III)	5498.45	4279	11240	6953	11240			
	0.3	26105	1.7 (II)	6623.00	3673	11240	6481	11240			
	0.2	32290	1.4 (II)	8186.29	2725	11240	5767	11240			
	0.1	44704	1.0 (I)	11337.56	325	11240	4123	11240			
	0.1	53134	0.8 (I)	13436.92	0	11240	2809	11240			
	0.4	17989	3.9 (III)	4542.15	8244	14613	12188	14613	SK 83/33N - 63 SP/4	793.2	C99
	0.3	21484	3.3 (III)	5427.09	7960	14613	11934	14613			
	0.2	27411	2.6 (III)	6942.82	7450	14613	11486	14613			
	0.2	33901	2.1 (III)	8575.90	6852	14613	10970	14613			
	0.2	42944	1.6 (II)	10860.37	5945	14613	10204	14613			
	0.1	50573	1.4 (II)	12783.24	5105	14613	9514	14613			

Helical gear unit




0.25 hp

P_1 [hp]	n_2 [rpm]	M_2 [lb-in]	f_B (AGMA Class)	i_{ges}	F_R [lb]	F_A	$F_{R VL}$ [lb]	$F_{A VL}$	Type		
0.25	107	147	4.3 (III)	15.95	561	736	764	1183	SK 02 - 63 LP/4	28.0	C76
	83	190	3.4 (III)	20.59	559	736	764	1279			
	74	214	3.2 (III)	23.13	558	736	764	1313			
	62	254	3.0 (III)	27.52	556	736	764	1383			
	51	308	2.8 (III)	33.42	553	736	764	1405			
	41	384	2.3 (III)	41.58	548	736	764	1405			
	32	496	1.6 (II)	53.68	537	736	758	1405			
	28	566	1.4 (II)	61.27	529	736	752	1405			
	23	675	1.2 (I)	73.06	515	736	742	1405			
26	605	1.6 (II)	65.50	525	736	749	1405	SK 03 - 63 LP/4	36.8	C77	
21	753	1.2 (I)	81.50	502	736	733	1405				
16	969	0.9 (0)	104.77	242	736	703	1405				
14	1153	0.8 (0)	124.62	0	736	671	1405				
58	269	4.1 (III)	29.15	742	877	1084	1641	SK 12 - 63 LP/4	32.4	C78	
49	324	4.1 (III)	35.07	784	877	1083	1727				
40	398	3.6 (III)	43.09	782	877	1081	1826				
40	398	3.6 (III)	43.09	782	877	1081	1826				
32	498	3.1 (III)	53.84	779	877	1079	1939				
28	567	2.4 (III)	61.35	776	877	1076	2004				
23	671	1.8 (II)	72.63	771	877	1073	2090				
18	670	2.2 (III)	92.89	771	877	1073	2253				SK 12/02 - 63 LP/4
16	797	1.8 (II)	109.66	763	877	1067	2350				
13	966	1.5 (II)	133.23	751	877	1059	2459				
10	1203	1.3 (I)	165.77	729	877	1043	2583				
8.0	1548	1.0 (I)	213.39	687	877	1014	2723				
6.5	1915	0.8 (0)	263.96	627	877	975	2836				
25	633	2.7 (III)	68.40	773	877	1074	2055	SK 13 - 63 LP/4	43.4	C79	
20	791	2.0 (III)	85.47	764	877	1068	2175				
16	1005	1.6 (II)	108.72	748	877	1056	2300				
13	1224	1.1 (I)	132.45	727	877	1042	2367				
13	1224	1.1 (I)	132.45	727	877	1042	2367				
11	1471	1.0 (I)	159.36	698	877	1022	2468				
8.7	1809	0.9 (0)	195.78	646	877	987	2578				
14	854	3.5 (III)	117.25	1086	1259	1503	3090	SK 22/02 - 63 LP/4	77.6	C98	
13	980	3.1 (III)	134.94	1081	1259	1499	3203				
10	1213	2.5 (III)	167.21	1071	1259	1492	3381				
7.1	1734	1.7 (II)	239.01	1040	1259	1470	3689				
6.0	2062	1.5 (II)	284.11	1014	1259	1452	3841				
4.9	2501	1.2 (I)	345.17	971	1259	1422	4008				
3.8	3223	0.9 (0)	444.73	875	1259	1358	4223				
22	721	4.2 (III)	78.05	1090	1259	1506	2738				SK 23 - 63 LP/4
19	815	3.7 (III)	88.45	1087	1259	1504	2828				
17	929	3.2 (III)	100.60	1083	1259	1501	2925				
14	1147	2.6 (III)	124.17	1074	1259	1494	3085				
11	1396	1.9 (II)	151.44	1062	1259	1485	3210				
9.5	1660	1.7 (II)	179.50	1045	1259	1474	3352				
7.8	2011	1.5 (II)	217.73	1018	1259	1455	3513				
6.5	2421	1.2 (I)	262.24	980	1259	1428	3669				
5.3	2988	1.0 (I)	323.70	910	1259	1381	3828				


Helical gear unit

0.25 hp





P_1 [hp]	n_2 [rpm]	M_2 [lb-in]	f_B (AGMA Class)	i_{ges}	F_R [lb]	F_A	$F_{R VL}$ [lb]	$F_{A VL}$	Type	lb	inch inches
0.25	10	1213	4.5 (III)	167.16	1510	2023	2080	4188	SK 32/12 - 63 LP/4	106.3	C98
	7.9	1563	3.5 (III)	215.56	1504	2023	2075	4477			
	6.4	1941	2.8 (III)	267.79	1496	2023	2070	4747			
	4.7	2634	2.1 (III)	363.06	1476	2023	2055	5125			
	3.8	3238	1.7 (II)	446.31	1453	2023	2039	5384			
	3.1	4028	1.4 (II)	554.68	1416	2023	2013	5620			
	2.4	5079	1.1 (I)	699.55	1352	2023	1968	5620			
	2.0	6307	0.9 (0)	869.04	0	2023	1901	5620			
	15	1037	4.7 (III)	112.18	1512	2023	2082	3717	SK 33N - 63 LP/4	96.3	C83
	13	1238	4.7 (III)	134.02	1510	2023	2080	3902			
	10	1538	3.9 (III)	166.49	1504	2023	2076	4140			
	8.2	1913	3.1 (III)	207.10	1496	2023	2070	4378			
	6.9	2294	2.6 (III)	248.17	1486	2023	2063	4581			
	5.0	3133	1.8 (II)	339.15	1458	2023	2042	4912			
	4.0	3891	1.5 (II)	421.32	1423	2023	2018	5182			
	3.3	4841	1.2 (I)	524.08	1368	2023	1979	5426			
	2.9	5411	1.0 (I)	585.41	1157	2023	1951	5559			
	2.6	6122	0.8 (0)	662.81	0	2023	1912	5620			
	4.9	2516	4.2 (III)	346.53	2579	2698	2376	4874	SK 42/12 - 63 LP/4	131.6	C98
	3.9	3146	3.4 (III)	433.49	2539	2698	2312	5151			
	3.1	3997	2.7 (III)	550.73	2479	2698	2213	5453			
	2.3	5444	2.0 (III)	750.33	1570	2698	2006	5842			
	1.5	8092	1.3 (I)	1114.65	0	2698	471	6320			
	1.2	10115	1.1 (I)	1393.38	0	2698	0	6563			
	1.1	11327	0.9 (0)	1561.55	0	2698	0	6649			
	3.5	3569	4.5 (III)	491.28	3339	5339	4496	8992	SK 52/12 - 63 LP/4	195.6	C98
	3.1	3937	4.1 (III)	542.09	3334	5339	4496	8992			
	2.5	5010	3.2 (III)	689.41	3314	5339	4496	8992			
	1.9	6680	2.4 (III)	918.83	3274	5339	4496	8992			
	1.2	10359	1.6 (II)	1425.44	3143	5339	4496	8992			
	1.0	12451	1.3 (I)	1714.92	3039	5339	4430	8992			
	0.8	15303	1.1 (I)	2107.10	2858	5339	4308	8992			
	0.6	19129	0.8 (0)	2632.78	2528	5339	4096	8992			
	1.6	7741	3.7 (III)	1064.04	3536	10116	5290	10116	SK 63/23 - 63 LP/4	354.3	C99
	1.2	10240	2.8 (III)	1408.77	3289	10116	5074	10116			
	1.0	12178	2.3 (III)	1676.63	3083	10116	4897	10116			
	0.8	15696	1.8 (II)	2161.10	2670	10116	4552	10116			
	0.6	20445	1.4 (II)	2814.26	2024	10116	4035	10116			
	0.5	24610	1.2 (I)	3389.71	1350	10116	3529	10116			
	0.4	31719	0.9 (0)	4369.06	0	10116	2530	10116			
		0.4	32151	1.4 (II)	4440.18	2747	11240	5784			
0.3		39804	1.1 (I)	5498.45	1374	11240	4809	11240			
0.3		47912	0.9 (0)	6623.00	0	11240	3645	11240			
	0.4	33016	2.1 (III)	4542.15	6936	14613	11042	14613	SK 83/33N - 63 LP/4	795.2	C99
	0.3	39432	1.8 (II)	5427.09	6308	14613	10508	14613			
	0.2	50309	1.4 (II)	6942.82	5135	14613	9539	14613			
	0.2	62221	1.1 (I)	8575.90	3669	14613	8379	14613			
	0.2	78818	0.9 (0)	10860.37	1184	14613	6568	14613			

Helical gear unit




0.33 hp

P_1 [hp]	n_2 [rpm]	M_2 [lb-in]	f_B (AGMA Class)	i_{ges}	F_R [lb]	F_A	$F_{R VL}$ [lb]	$F_{A VL}$	Type		 inch
0.33	174	120	4.7 (III)	9.95	498	736	713	1007	SK 02 - 71 SP/4	31.1	C76
	153	136	4.4 (III)	11.27	517	736	739	1045			
	135	154	4.0 (III)	12.82	538	736	764	1087			
	108	192	3.3 (III)	15.95	559	736	764	1161			
	84	248	2.6 (III)	20.59	557	736	764	1252			
	75	279	2.5 (III)	23.13	555	736	764	1280			
	71	294	2.7 (III)	24.39	554	736	764	1303			
	63	332	2.3 (III)	27.52	552	736	764	1346			
	58	357	2.3 (III)	29.61	550	736	764	1377			
	52	402	2.1 (III)	33.42	546	736	764	1405			
	42	501	1.7 (II)	41.58	537	736	757	1405			
	32	647	1.2 (I)	53.68	519	736	745	1405			
	28	738	1.1 (I)	61.27	505	736	735	1405			
	24	881	0.9 (I)	73.06	429	736	717	1405			
26	789	1.2 (I)	65.50	496	736	729	1405	SK 03 - 71 SP/4	39.9	C77	
21	983	1.0 (I)	81.50	194	736	701	1405				
67	313	3.9 (III)	25.92	701	877	1083	1564	SK 12 - 71 SP/4	35.5	C78	
59	352	3.1 (III)	29.15	724	877	1082	1613				
55	376	3.9 (III)	31.19	739	877	1082	1644				
49	423	3.1 (III)	35.07	763	877	1081	1694				
45	462	3.5 (III)	38.31	780	877	1080	1737				
40	519	2.8 (III)	43.09	778	877	1078	1789				
40	519	2.8 (III)	43.09	778	877	1078	1789				
36	577	2.7 (III)	47.87	775	877	1076	1842				
32	649	2.4 (III)	53.84	772	877	1074	1895				
28	739	1.8 (II)	61.35	767	877	1070	1955				
24	875	1.4 (II)	72.63	758	877	1063	2033				
19	932	1.6 (II)	92.89	754	877	1060	2178	SK 12/02 - 71 SP/4	53.1	C98	
16	1108	1.3 (I)	109.66	738	877	1050	2263				
13	1344	1.1 (I)	133.23	714	877	1032	2354				
10	1674	1.0 (I)	165.77	669	877	1002	2454				
25	825	2.1 (III)	68.40	761	877	1066	1998	SK 13 - 71 SP/4	46.5	C79	
20	1032	1.5 (II)	85.47	745	877	1055	2108				
16	1311	1.2 (I)	108.72	717	877	1035	2216				
13	1597	0.8 (I)	132.45	680	877	1010	2256				
13	1597	0.8 (I)	132.45	680	877	1010	2256				
38	553	4.7 (III)	45.90	1094	1259	1509	2336	SK 22 - 71 SP/4	55.3	C80	
31	666	4.3 (III)	55.28	1092	1259	1507	2457				
25	841	2.8 (III)	69.81	1086	1259	1503	2610				
20	1040	2.1 (III)	86.30	1079	1259	1498	2759				
15	1188	2.5 (III)	117.25	1072	1259	1493	3013	SK 22/02 - 71 SP/4	80.7	C98	
13	1364	2.2 (III)	134.94	1063	1259	1487	3116				
10	1688	1.8 (II)	167.21	1043	1259	1472	3277				
7.2	2412	1.2 (I)	239.01	980	1259	1428	3543				
6.1	2869	1.0 (I)	284.11	926	1259	1392	3669				
5.0	3478	0.9 (I)	345.17	832	1259	1331	3802				
27	781	3.9 (III)	64.80	1088	1259	1504	2557	SK 23 - 71 SP/4	73.0	C81	
22	940	3.2 (III)	78.05	1083	1259	1501	2685				
20	1064	2.8 (III)	88.45	1078	1259	1497	2769				

Helical gear unit

0.33 hp



P_1 [hp]	n_2 [rpm]	M_2 [lb-in]	f_B (AGMA Class)	i_{ges}	F_R [lb]	F_A	$F_{R VL}$ [lb]	$F_{A VL}$	Type	lb	inch B
0.33	17	1212	2.5 (III)	100.60	1071	1259	1492	2859	SK 23 - 71 SP/4	73.0	C81
	14	1496	2.0 (III)	124.17	1056	1259	1481	3006			
	11	1822	1.4 (II)	151.44	1034	1259	1465	3106			
	9.6	2166	1.3 (I)	179.50	1005	1259	1445	3235			
	7.9	2624	1.1 (I)	217.73	957	1259	1412	3377			
	6.6	3158	1.0 (I)	262.24	885	1259	1365	3511			
	21	980	4.7 (III)	81.27	1513	2023	2082	3370	SK 32 - 71 SP/4	79.6	C82
	14	1274	4.3 (III)	126.21	1509	2023	2079	3810	SK 32/12 - 71 SP/4	109.3	C98
	12	1494	3.7 (III)	148.18	1505	2023	2076	3970			
	10	1688	3.3 (III)	167.16	1501	2023	2074	4095			
	8.0	2174	2.5 (III)	215.56	1490	2023	2065	4361			
	6.5	2700	2.0 (III)	267.79	1474	2023	2054	4612			
	4.8	3665	1.5 (II)	363.06	1434	2023	2026	4946			
	3.9	4504	1.2 (I)	446.31	1389	2023	1994	5167			
	3.1	5603	1.0 (I)	554.68	729	2023	1941	5394			
	20	1064	4.5 (III)	88.18	1512	2023	2081	3430	SK 33N - 71 SP/4	99.4	C83
	15	1353	3.6 (III)	112.18	1508	2023	2078	3650			
	13	1615	3.6 (III)	134.02	1503	2023	2075	3827			
	10	2006	3.0 (III)	166.49	1494	2023	2068	4052			
	8.3	2495	2.4 (III)	207.10	1480	2023	2058	4272			
	6.9	2993	2.0 (III)	248.17	1463	2023	2046	4455			
	5.1	4088	1.4 (II)	339.15	1413	2023	2010	4739			
	4.1	5077	1.2 (I)	421.32	1352	2023	1968	4978			
	3.3	6316	0.9 (I)	524.08	0	2023	1900	5176			
	7.5	2319	4.6 (III)	230.05	2590	2698	2393	4273	SK 42/12 - 71 SP/4	134.7	C98
	6.2	2792	3.8 (III)	276.92	2562	2698	2349	4479			
	5.0	3501	3.0 (III)	346.53	2515	2698	2273	4725			
	4.0	4376	2.4 (III)	433.49	2449	2698	2164	4968			
	3.1	5560	1.9 (II)	550.73	1313	2698	1987	5224			
	2.6	6774	1.6 (II)	670.81	0	2698	1766	5428			
	2.3	7573	1.4 (II)	750.33	0	2698	1329	5537			
	1.5	11257	0.9 (I)	1114.65	0	2698	0	5874			
	9.4	2205	4.1 (III)	182.76	2594	2698	2400	3975	SK 43 - 71 SP/4	145.7	C85
	7.9	2644	4.0 (III)	219.32	2570	2698	2362	4166			
	6.5	3183	3.5 (III)	263.93	2536	2698	2308	4360			
	5.8	3601	2.7 (III)	298.80	2506	2698	2259	4476			
	4.8	4336	2.6 (III)	359.59	2452	2698	2169	4671			
	4.1	5079	2.1 (III)	421.11	2394	2698	2067	4841			
	3.3	6367	1.4 (II)	528.37	0	2698	1845	5043			
	2.8	7457	1.3 (I)	618.76	0	2698	1625	5205			
	2.3	9208	1.0 (I)	764.03	0	2698	0	5412			
	4.9	3578	4.5 (III)	354.06	3339	5339	4496	8992	SK 52/12 - 71 SP/4	198.6	C98
	3.5	4965	3.3 (III)	491.28	3315	5339	4496	8992			
	3.2	5476	3.0 (III)	542.09	3304	5339	4496	8992			
	2.5	6970	2.3 (III)	689.41	3266	5339	4496	8992			
	1.9	9293	1.7 (II)	918.83	3187	5339	4496	8992			
	1.5	11549	1.4 (II)	1144.36	3086	5339	4462	8992			
	1.2	14411	1.1 (I)	1425.44	2920	5339	4349	8992			
	1.0	17320	0.9 (I)	1714.92	2698	5339	4203	8992			

Helical gear unit




0.33 hp
0.50 hp

P_1 [hp]	n_2 [rpm]	M_2 [lb-in]	f_B (AGMA Class)	i_{ges}	F_R [lb]	F_A [lb]	$F_{R VL}$ [lb]	$F_{A VL}$ [lb]	Type		inch	
0.33	1.6	10768	2.6 (III)	1064.04	3234	10116	5027	10116	SK 63/23 - 71 SP/4	357.4	C99	
	1.2	14245	2.0 (III)	1408.77	2846	10116	4698	10116				
	1.0	16941	1.7 (II)	1676.63	2511	10116	4422	10116				
	0.8	21835	1.3 (I)	2161.10	1812	10116	3872	10116				
	0.6	28441	1.0 (I)	2814.26	600	10116	3014	10116				
	0.5	34235	0.8 (0)	3389.71	0	10116	2125	10116				
	0.6	28003	1.6 (II)	2775.11	3395	11240	6268	11240	SK 73/22 - 71 SP/4	518.3	C99	
	0.5	34669	1.3 (I)	3436.53	2324	11240	5475	11240				
	0.4	44725	1.0 (I)	4440.18	320	11240	4120	11240	SK 73/23 - 71 SP/4	535.9	C99	
	0.4	45928	1.5 (II)	4542.15	5625	14613	9939	14613	SK 83/33N - 71 SP/4	798.3	C99	
	0.3	54853	1.3 (I)	5427.09	4601	14613	9109	14613				
	0.2	69985	1.0 (I)	6942.82	2584	14613	7562	14613				
	0.2	86556	0.8 (0)	8575.90	0	14613	5634	14613				
	0.2	86096	1.3 (I)	8512.06	4101	17985	10410	17985	SK 93/43 - 71 SP/4	1239.2	C100	
	0.2	113855	0.9 (0)	11264.73	0	17985	7071	17985				
	0.50	310	102	5.0 (III)	5.57	409	736	585	826	SK 02 - 71 LP/4	33.5	C76
		282	112	4.5 (III)	6.10	422	736	603	853			
250		126	4.3 (III)	6.89	436	736	622	880				
221		142	3.9 (III)	7.80	451	736	645	912				
210		150	3.7 (III)	8.19	459	736	656	928				
186		169	3.4 (III)	9.28	475	736	679	961				
174		182	3.1 (III)	9.95	486	736	694	983				
153		205	2.9 (III)	11.27	503	736	718	1018				
135		234	2.6 (III)	12.82	521	736	744	1055				
108		291	2.2 (III)	15.95	554	736	764	1124				
84		376	1.7 (II)	20.59	548	736	764	1205				
75		423	1.6 (II)	23.13	545	736	763	1220				
71		446	1.8 (II)	24.39	542	736	761	1241				
63		503	1.5 (II)	27.52	537	736	757	1276				
58		541	1.5 (II)	29.61	532	736	754	1304				
52		610	1.4 (II)	33.42	524	736	748	1339				
42		759	1.2 (I)	41.58	501	736	732	1405				
32		980	0.8 (0)	53.68	205	736	702	1405				
0.6		44353	4.0 (III)	2722.11	15604	26977	23521	26977	SK 103/53 - 71 LP/4	1797.2	C100	
0.5		56449	3.1 (III)	3462.24	14782	26977	22794	26977				
0.4		68879	2.6 (III)	4220.92	13853	26977	21995	26977				
0.3		94534	1.9 (II)	5797.20	11645	26977	20164	26977				
0.2		116691	1.5 (II)	7149.21	9363	26977	18376	26977				
0.2		138137	1.3 (I)	8459.94	6720	26977	16439	26977				
0.2		184182	1.0 (I)	11277.49	0	26977	11442	26977				
103		306	4.5 (III)	16.73	604	877	1083	1372	SK 12 - 71 LP/4	37.9	C78	
92		343	4.1 (III)	18.79	624	877	1082	1414				
81		389	3.8 (III)	21.28	645	877	1081	1460				
67		474	2.6 (III)	25.92	672	877	1079	1520				
59		533	2.1 (III)	29.15	692	877	1078	1563				
55		569	2.6 (III)	31.19	706	877	1076	1594				
49		640	2.1 (III)	35.07	726	877	1074	1638				
45		700	2.3 (III)	38.31	744	877	1072	1677				


Helical gear unit

0.50 hp



Helical gear unit

P ₁ [hp]	n ₂ [rpm]	M ₂ [lb-in]	f _B (AGMA Class)	i _{ges}	F _R [lb]	F _A	F _{R VL} [lb]	F _{A VL}	Type	lb	inch
0.50	40	787	1.8 (II)	43.09	764	877	1068	1722	SK 12 - 71 LP/4	37.9	C78
	40	787	1.8 (II)	43.09	764	877	1068	1722			
	36	874	1.8 (II)	47.87	758	877	1064	1769			
	32	984	1.6 (II)	53.84	749	877	1058	1814			
	28	1120	1.2 (I)	61.35	737	877	1049	1862			
	24	1326	0.9 (0)	72.63	716	877	1034	1923			
	19	1505	1.0 (I)	92.89	693	877	1018	2034	SK 12/02 - 71 LP/4	55.6	C98
	16	1790	0.8 (0)	109.66	649	877	989	2091			
	25	1251	1.4 (II)	68.40	724	877	1040	1891	SK 13 - 71 LP/4	48.9	C79
	20	1563	1.0 (I)	85.47	685	877	1013	1979			
	38	839	3.1 (III)	45.90	1086	1259	1503	2278	SK 22 - 71 LP/4	57.8	C80
	31	1009	2.8 (III)	55.28	1080	1259	1499	2390			
	25	1274	1.8 (II)	69.81	1068	1259	1490	2526			
	20	1576	1.4 (II)	86.30	1051	1259	1478	2658			
	15	1918	1.6 (II)	117.25	1026	1259	1460	2871	SK 22/02 - 71 LP/4	83.1	C98
	13	2203	1.4 (II)	134.94	1001	1259	1443	2953			
	10	2726	1.1 (I)	167.21	945	1259	1404	3075			
	27	1184	2.5 (III)	64.80	1073	1259	1493	2476	SK 23 - 71 LP/4	75.4	C81
	22	1425	2.1 (III)	78.05	1060	1259	1484	2591			
	20	1612	1.9 (II)	88.45	1048	1259	1476	2663			
	17	1837	1.6 (II)	100.60	1032	1259	1465	2738			
	14	2267	1.3 (I)	124.17	995	1259	1439	2856			
	11	2761	0.9 (0)	151.44	940	1259	1401	2904			
	9.6	3281	0.8 (0)	179.50	866	1259	1352	3003			
	24	1328	3.7 (III)	72.76	1508	2023	2079	3198	SK 32 - 71 LP/4	82.0	C82
	21	1485	3.1 (III)	81.27	1505	2023	2077	3292			
	14	2058	2.7 (III)	126.21	1493	2023	2067	3682	SK 32/12 - 71 LP/4	111.8	C98
	12	2414	2.3 (III)	148.18	1483	2023	2060	3821			
	10	2726	2.0 (III)	167.16	1473	2023	2053	3927			
	8.0	3511	1.6 (II)	215.56	1441	2023	2031	4144			
	6.5	4360	1.3 (I)	267.79	1398	2023	2000	4354			
	4.8	5919	0.9 (0)	363.06	126	2023	1924	4596			
	20	1613	2.9 (III)	88.18	1503	2023	2075	3338	SK 33N - 71 LP/4	101.9	C83
	15	2049	2.4 (III)	112.18	1493	2023	2068	3533			
	13	2447	2.4 (III)	134.02	1482	2023	2059	3692			
	10	3040	2.0 (III)	166.49	1461	2023	2045	3892			
	8.3	3781	1.6 (II)	207.10	1429	2023	2022	4072			
	6.9	4534	1.3 (I)	248.17	1387	2023	1993	4216			
5.1	6194	0.9 (0)	339.15	0	2023	1907	4397				
	12	2290	4.6 (III)	140.40	2591	2698	2395	3648	SK 42/12 - 71 LP/4	137.1	C98
	10	2758	3.9 (III)	169.00	2564	2698	2352	3818			
	7.5	3745	2.8 (III)	230.05	2495	2698	2242	4080			
	6.2	4509	2.4 (III)	276.92	2439	2698	2146	4251			
	5.0	5654	1.9 (II)	346.53	1104	2698	1972	4440			
	4.0	7067	1.5 (II)	433.49	0	2698	1705	4611			
	3.1	8980	1.2 (I)	550.73	0	2698	0	4771			
	2.6	10942	1.0 (I)	670.81	0	2698	0	4875			
	2.3	12231	0.9 (0)	750.33	0	2698	0	4919			



0.50 hp

P_1 [hp]	n_2 [rpm]	M_2 [lb-in]	f_B (AGMA Class)	i_{ges}	F_R [lb]	F_A [lb]	$F_{R VL}$ [lb]	$F_{A VL}$ [lb]	Type	lb	inch C
0.50	13	2362	4.6 (III)	129.38	2588	2698	2390	3547	SK 43 - 71 LP/4	148.2	C85
	9.4	3340	2.7 (III)	182.76	2521	2698	2284	3816			
	7.9	4006	2.7 (III)	219.32	2476	2698	2209	3982			
	6.5	4823	2.3 (III)	263.93	2413	2698	2101	4143			
	5.8	5456	1.8 (II)	298.80	1424	2698	2001	4226			
	4.8	6569	1.7 (II)	359.59	0	2698	1807	4376			
	4.1	7695	1.4 (II)	421.11	0	2698	1276	4502			
	3.3	9646	0.9 (I)	528.37	0	2698	0	4608			
2.8	11299	0.9 (I)	618.76	0	2698	0	4706				
7.8	3586	4.5 (III)	219.56	3339	5339	4496	8992	SK 52/12 - 71 LP/4	201.1	C98	
6.1	4618	3.5 (III)	283.13	3322	5339	4496	8992				
4.9	5779	2.8 (III)	354.06	3297	5339	4496	8992				
3.5	8019	2.0 (III)	491.28	3234	5339	4496	8992				
3.2	8845	1.8 (II)	542.09	3204	5339	4496	8992				
2.5	11257	1.4 (II)	689.41	3101	5339	4472	8992				
1.9	15010	1.1 (I)	918.83	2879	5339	4321	8992				
1.5	18653	0.9 (I)	1144.36	2576	5339	4126	8992				
9.3	3396	4.7 (III)	185.72	3342	5339	4496	8992	SK 53 - 71 LP/4	220.9	C87	
7.3	4322	3.9 (III)	236.21	3327	5339	4496	8992				
4.7	6000	4.7 (III)	368.29	3694	7957	5432	10116	SK 63/22 - 71 LP/4	342.2	C99	
4.0	7016	4.0 (III)	430.19	3603	8288	5350	10116				
3.1	9039	3.1 (III)	552.45	3411	8840	5180	10116				
2.4	11869	2.4 (III)	727.45	3117	9447	4926	10116				
2.0	13879	2.0 (III)	849.73	2889	9800	4734	10116				
1.6	17392	1.6 (II)	1064.04	2452	10116	4374	10116	SK 63/23 - 71 LP/4	359.8	C99	
1.2	23008	1.2 (I)	1408.77	1623	10116	3730	10116				
1.0	27362	1.0 (I)	1676.63	828	10116	3164	10116				
0.8	35267	0.8 (I)	2161.10	0	10116	1950	10116				
3	9238	4.8 (III)	566.77	5727	8123	8130	11240	SK 73/22 - 71 LP/4	520.7	C99	
2.3	12009	3.7 (III)	737.61	5435	8670	7887	11240				
1.9	14456	3.1 (III)	888.16	5164	9063	7664	11240				
1.6	17897	2.5 (III)	1099.84	4759	9517	7335	11240				
1.4	20425	2.2 (III)	1254.07	4443	9797	7083	11240				
0.6	45229	1.0 (I)	2775.11	202	11240	4047	11240				
1.9	14636	4.8 (III)	900.50	8507	14613	12425	14613	SK 83/32 - 71 LP/4	780.9	C99	
1.5	18786	3.8 (III)	1155.49	8180	14613	12131	14613				
1.0	27451	2.6 (III)	1687.12	7446	14613	11483	14613				
0.4	74180	1.0 (I)	4542.15	1945	14613	7099	14613	SK 83/33N - 71 LP/4	800.7	C99	
0.8	35863	3.0 (III)	2204.72	9922	17985	14884	17985	SK 93/43 - 71 LP/4	1241.6	C100	
0.6	44274	2.4 (III)	2713.63	9161	17985	14251	17985				
0.5	60842	1.8 (II)	3724.20	7443	17985	12874	17985				
0.4	70137	1.5 (II)	4302.39	6332	17985	12021	17985				
0.3	94116	1.1 (I)	5782.96	2774	17985	9523	17985				
0.2	113326	1.0 (I)	6961.72	0	17985	7142	17985				


Helical gear unit

0.75 hp



Helical gear unit

P_1 [hp]	n_2 [rpm]	M_2 [lb-in]	f_B (AGMA Class)	i_{ges}	F_R [lb]	F_A	$F_{R VL}$ [lb]	$F_{A VL}$	Type	lb	inch C
0.75	511	92.4	4.9 (III)	3.38	343	613	490	694	SK 02 - 80 SP/4	39.0	C76
	445	106	4.4 (III)	3.89	357	653	510	722			
	409	116	4.0 (III)	4.22	368	673	525	744			
	360	131	3.8 (III)	4.82	380	693	542	767			
	312	152	3.3 (III)	5.57	397	726	567	804			
	284	167	3.0 (III)	6.10	410	736	586	830			
	252	188	2.9 (III)	6.89	421	736	601	852			
	223	212	2.6 (III)	7.80	435	736	621	881			
	212	223	2.5 (III)	8.19	442	736	632	896			
	187	253	2.3 (III)	9.28	457	736	652	926			
	175	271	2.1 (III)	9.95	466	736	666	946			
	154	306	1.9 (II)	11.27	481	736	687	976			
	135	349	1.8 (II)	12.82	496	736	709	1008			
	109	435	1.5 (II)	15.95	524	736	749	1067			
	84	561	1.2 (I)	20.59	530	736	752	1134			
	75	630	1.1 (I)	23.13	521	736	746	1129			
	71	665	1.2 (I)	24.39	516	736	743	1149			
	63	750	1.0 (I)	27.52	503	736	733	1173			
	59	806	1.0 (I)	29.61	493	736	727	1197			
	52	909	0.9 (0)	33.42	381	736	712	1218			
0.6	68796	2.6 (III)	2722.11	13859	26977	22000	26977	SK 103/53 - 80 SP/4	1802.7	C100	
0.5	87558	2.0 (III)	3462.24	12287	26977	20688	26977				
0.4	106837	1.7 (II)	4220.92	10426	26977	19196	26977				
0.3	146631	1.2 (I)	5797.20	5514	26977	15609	26977				
0.2	180999	1.0 (I)	7149.21	0	26977	11831	26977				
0.2	214263	0.8 (0)	8459.94	0	26977	7320	26977				
203	233	4.9 (III)	8.56	482	877	1084	1121	SK 12 - 80 SP/4	43.4	C78	
180	263	4.5 (III)	9.65	499	877	1084	1157				
162	291	4.1 (III)	10.70	514	877	1083	1191				
130	365	3.6 (III)	13.39	545	877	1082	1258				
104	456	3.0 (III)	16.73	578	877	1080	1333				
92	512	2.8 (III)	18.79	595	877	1078	1370				
82	580	2.6 (III)	21.28	613	877	1076	1410				
67	706	1.7 (II)	25.92	630	877	1071	1454				
60	794	1.4 (II)	29.15	644	877	1067	1489				
56	849	1.7 (II)	31.19	657	877	1065	1517				
50	955	1.4 (II)	35.07	670	877	1059	1552				
45	1043	1.6 (II)	38.31	685	877	1054	1587				
40	1173	1.2 (I)	43.09	621	877	1045	1621				
40	1173	1.2 (I)	43.09	621	877	1045	1621				
36	1304	1.2 (I)	47.87	602	877	1036	1661				
32	1467	1.1 (I)	53.84	514	877	1022	1693				
28	1670	0.8 (0)	61.35	398	877	1002	1725				
70	673	3.2 (III)	24.73	950	1259	1507	1883	SK 22 - 80 SP/4	63.3	C80	
59	799	3.2 (III)	29.31	998	1259	1504	1970				
49	969	3.0 (III)	35.55	1051	1259	1500	2068				
41	1166	2.6 (III)	42.82	1073	1259	1494	2164				
38	1251	2.1 (III)	45.90	1069	1259	1491	2192				
31	1505	1.9 (II)	55.28	1055	1259	1481	2289				
25	1900	1.2 (I)	69.81	1028	1259	1461	2399				
20	2350	0.9 (0)	86.30	987	1259	1433	2507				




0.75 hp

P_1 [hp]	n_2 [rpm]	M_2 [lb-in]	f_B (AGMA Class)	i_{ges}	F_R [lb]	F_A	$F_{R VL}$ [lb]	$F_{A VL}$	Type	lb	inch C																																																																																																																																																																																																																																																																																																																																																																																															
0.75	15	2975	1.0 (I)	117.25	912	1259	1382	2660	SK 22/02 - 80 SP/4	88.6	C98																																																																																																																																																																																																																																																																																																																																																																																															
	13	3417	0.9 (0)	134.94	843	1259	1338	2711				27	1765	1.7 (II)	64.80	1038	1259	1468	2355	SK 23 - 80 SP/4	80.9	C81	22	2125	1.4 (II)	78.05	1008	1259	1448	2450	20	2404	1.3 (I)	88.45	981	1259	1429	2503	17	2739	1.1 (I)	100.60	943	1259	1403	2557	14	3381	0.9 (0)	124.17	849	1259	1342	2634	53	899	3.7 (III)	33.05	1275	2023	2083	2525	SK 32 - 80 SP/4	87.5	C82	45	1056	3.7 (III)	38.76	1336	2023	2081	2637	37	1261	3.7 (III)	46.31	1405	2023	2079	2763	30	1566	3.5 (III)	57.53	1493	2023	2075	2924	27	1751	3.2 (III)	64.26	1500	2023	2073	3007	24	1981	2.5 (III)	72.76	1495	2023	2069	3091	21	2214	2.1 (III)	81.27	1489	2023	2064	3175	14	3193	1.7 (II)	126.21	1455	2023	2040	3491	SK 32/12 - 80 SP/4	117.3	C98	12	3744	1.5 (II)	148.18	1430	2023	2023	3598	10	4228	1.3 (I)	167.16	1405	2023	2005	3675	8.1	5446	1.0 (I)	215.56	791	2023	1950	3822	6.5	6763	0.8 (0)	267.79	0	2023	1871	3973	20	2405	2.0 (III)	88.18	1483	2023	2060	3199	SK 33N - 80 SP/4	107.4	C83	15	3056	1.6 (II)	112.18	1461	2023	2044	3358	13	3650	1.6 (II)	134.02	1435	2023	2026	3489	10	4533	1.3 (I)	166.49	1387	2023	1993	3653	8.4	5639	1.1 (I)	207.10	662	2023	1939	3776	7.0	6762	0.9 (0)	248.17	0	2023	1871	3862	20	2221	4.8 (III)	87.73	2312	2698	2403	3136	SK 42/12 - 80 SP/4	142.6	C98	15	2941	3.6 (III)	116.20	2490	2698	2334	3342	12	3553	3.0 (III)	140.40	2509	2698	2265	3471	10	4278	2.5 (III)	169.00	2457	2698	2177	3609	7.6	5808	1.8 (II)	230.05	631	2698	1942	3794	6.3	6994	1.5 (II)	276.92	0	2698	1721	3913	5.0	8770	1.2 (I)	346.53	0	2698	0	4018	4.0	10962	1.0 (I)	433.49	0	2698	0	4085	22	2180	5.0 (III)	79.96	2239	2698	2407	3047	SK 43 - 80 SP/4	153.7	C85	18	2586	4.2 (III)	94.96	2343	2698	2369	3169	16	2925	3.4 (III)	107.51	2415	2698	2334	3250	13	3522	3.1 (III)	129.38	2513	2698	2270	3386	12	3858	2.4 (III)	141.55	2483	2698	2223	3420	10	4627	2.2 (III)	169.86	2427	2698	2126	3557	9.5	4982	1.8 (II)	182.76	2233	2698	2068	3579	8.5	5571	2.0 (III)	204.42	1288	2698	1985	3683	7.9	5974	1.8 (II)	219.32	252	2698	1913	3709	7.5	6302	1.6 (II)	231.43	0	2698	1853	3738	6.6	7193	1.6 (II)	263.93	0	2698	1679	3820	6.2	7588	1.5 (II)	278.51	0	2698	1304	3845	5.8	8137	1.2 (I)	298.80	0	2698	262	3856	4.8	9797	1.2 (I)	359.59	0	2698	0	3938	4.1	11476	0.9 (0)	421.11	0
	27	1765	1.7 (II)	64.80	1038	1259	1468	2355	SK 23 - 80 SP/4	80.9	C81																																																																																																																																																																																																																																																																																																																																																																																															
		22	2125	1.4 (II)	78.05	1008	1259	1448					2450																																																																																																																																																																																																																																																																																																																																																																																													
		20	2404	1.3 (I)	88.45	981	1259	1429					2503																																																																																																																																																																																																																																																																																																																																																																																													
		17	2739	1.1 (I)	100.60	943	1259	1403					2557																																																																																																																																																																																																																																																																																																																																																																																													
		14	3381	0.9 (0)	124.17	849	1259	1342				2634																																																																																																																																																																																																																																																																																																																																																																																														
	53	899	3.7 (III)	33.05	1275	2023	2083	2525	SK 32 - 80 SP/4	87.5	C82																																																																																																																																																																																																																																																																																																																																																																																															
		45	1056	3.7 (III)	38.76	1336	2023	2081				2637																																																																																																																																																																																																																																																																																																																																																																																														
		37	1261	3.7 (III)	46.31	1405	2023	2079				2763																																																																																																																																																																																																																																																																																																																																																																																														
30		1566	3.5 (III)	57.53	1493	2023	2075	2924																																																																																																																																																																																																																																																																																																																																																																																																		
27		1751	3.2 (III)	64.26	1500	2023	2073	3007																																																																																																																																																																																																																																																																																																																																																																																																		
24		1981	2.5 (III)	72.76	1495	2023	2069	3091																																																																																																																																																																																																																																																																																																																																																																																																		
21		2214	2.1 (III)	81.27	1489	2023	2064	3175																																																																																																																																																																																																																																																																																																																																																																																																		
14	3193	1.7 (II)	126.21	1455	2023	2040	3491	SK 32/12 - 80 SP/4	117.3	C98																																																																																																																																																																																																																																																																																																																																																																																																
	12	3744	1.5 (II)	148.18	1430	2023	2023				3598																																																																																																																																																																																																																																																																																																																																																																																															
	10	4228	1.3 (I)	167.16	1405	2023	2005				3675																																																																																																																																																																																																																																																																																																																																																																																															
	8.1	5446	1.0 (I)	215.56	791	2023	1950				3822																																																																																																																																																																																																																																																																																																																																																																																															
	6.5	6763	0.8 (0)	267.79	0	2023	1871				3973																																																																																																																																																																																																																																																																																																																																																																																															
20	2405	2.0 (III)	88.18	1483	2023	2060	3199	SK 33N - 80 SP/4	107.4	C83																																																																																																																																																																																																																																																																																																																																																																																																
	15	3056	1.6 (II)	112.18	1461	2023	2044				3358																																																																																																																																																																																																																																																																																																																																																																																															
	13	3650	1.6 (II)	134.02	1435	2023	2026				3489																																																																																																																																																																																																																																																																																																																																																																																															
	10	4533	1.3 (I)	166.49	1387	2023	1993				3653																																																																																																																																																																																																																																																																																																																																																																																															
	8.4	5639	1.1 (I)	207.10	662	2023	1939				3776																																																																																																																																																																																																																																																																																																																																																																																															
	7.0	6762	0.9 (0)	248.17	0	2023	1871				3862																																																																																																																																																																																																																																																																																																																																																																																															
20	2221	4.8 (III)	87.73	2312	2698	2403	3136	SK 42/12 - 80 SP/4	142.6	C98																																																																																																																																																																																																																																																																																																																																																																																																
	15	2941	3.6 (III)	116.20	2490	2698	2334				3342																																																																																																																																																																																																																																																																																																																																																																																															
	12	3553	3.0 (III)	140.40	2509	2698	2265				3471																																																																																																																																																																																																																																																																																																																																																																																															
	10	4278	2.5 (III)	169.00	2457	2698	2177				3609																																																																																																																																																																																																																																																																																																																																																																																															
	7.6	5808	1.8 (II)	230.05	631	2698	1942				3794																																																																																																																																																																																																																																																																																																																																																																																															
	6.3	6994	1.5 (II)	276.92	0	2698	1721				3913																																																																																																																																																																																																																																																																																																																																																																																															
	5.0	8770	1.2 (I)	346.53	0	2698	0				4018																																																																																																																																																																																																																																																																																																																																																																																															
	4.0	10962	1.0 (I)	433.49	0	2698	0				4085																																																																																																																																																																																																																																																																																																																																																																																															
22	2180	5.0 (III)	79.96	2239	2698	2407	3047	SK 43 - 80 SP/4	153.7	C85																																																																																																																																																																																																																																																																																																																																																																																																
	18	2586	4.2 (III)	94.96	2343	2698	2369				3169																																																																																																																																																																																																																																																																																																																																																																																															
	16	2925	3.4 (III)	107.51	2415	2698	2334				3250																																																																																																																																																																																																																																																																																																																																																																																															
	13	3522	3.1 (III)	129.38	2513	2698	2270				3386																																																																																																																																																																																																																																																																																																																																																																																															
	12	3858	2.4 (III)	141.55	2483	2698	2223				3420																																																																																																																																																																																																																																																																																																																																																																																															
	10	4627	2.2 (III)	169.86	2427	2698	2126				3557																																																																																																																																																																																																																																																																																																																																																																																															
	9.5	4982	1.8 (II)	182.76	2233	2698	2068				3579																																																																																																																																																																																																																																																																																																																																																																																															
	8.5	5571	2.0 (III)	204.42	1288	2698	1985				3683																																																																																																																																																																																																																																																																																																																																																																																															
	7.9	5974	1.8 (II)	219.32	252	2698	1913				3709																																																																																																																																																																																																																																																																																																																																																																																															
	7.5	6302	1.6 (II)	231.43	0	2698	1853				3738																																																																																																																																																																																																																																																																																																																																																																																															
	6.6	7193	1.6 (II)	263.93	0	2698	1679				3820																																																																																																																																																																																																																																																																																																																																																																																															
	6.2	7588	1.5 (II)	278.51	0	2698	1304				3845																																																																																																																																																																																																																																																																																																																																																																																															
	5.8	8137	1.2 (I)	298.80	0	2698	262				3856																																																																																																																																																																																																																																																																																																																																																																																															
	4.8	9797	1.2 (I)	359.59	0	2698	0				3938																																																																																																																																																																																																																																																																																																																																																																																															
	4.1	11476	0.9 (0)	421.11	0	2698	0				4001																																																																																																																																																																																																																																																																																																																																																																																															


Helical gear unit

0.75 hp 1.00 hp



Helical gear unit

P ₁ [hp]	n ₂ [rpm]	M ₂ [lb-in]	f _B (AGMA Class)	i _{ges}	F _R [lb]	F _A	F _{R VL} [lb]	F _{A VL}	Type	lb	inch [in]
0.75	12	3693	4.4 (III)	146.03	3338	5339	4496	8992	SK 52/12 - 80 SP/4	206.6	C98
	8.9	4924	3.3 (III)	194.62	3316	5339	4496	8992			
	7.9	5562	2.9 (III)	219.56	3302	5339	4496	8992			
	6.1	7163	2.3 (III)	283.13	3261	5339	4496	8992			
	4.9	8963	1.8 (II)	354.06	3200	5339	4496	8992			
	3.5	12439	1.3 (I)	491.28	3039	5339	4430	8992			
	3.2	13719	1.2 (I)	542.09	2964	5339	4379	8992			
	2.5	17461	0.9 (I)	689.41	2686	5339	4196	8992			
	9.8	4834	3.5 (III)	177.22	3318	5339	4496	8992	SK 53 - 80 SP/4	226.4	C87
	9.3	5065	3.2 (III)	185.72	3313	5339	4496	8992			
	7.3	6446	2.6 (III)	236.21	3281	5339	4496	8992			
	7.1	6695	2.5 (III)	245.56	3274	5339	4496	8992			
	5.9	8016	2.5 (III)	294.26	3234	5339	4496	8992			
	4.6	10202	1.7 (II)	374.25	3150	5339	4496	8992			
	4.4	10688	1.5 (II)	392.20	3128	5339	4491	8992			
	3.5	13603	1.2 (I)	498.82	2971	5339	4384	8992			
	3.2	14947	1.1 (I)	548.89	2883	5339	4324	8992			
	2.9	16536	1.0 (I)	607.30	2764	5339	4246	8992			
	7.7	5697	5.0 (III)	224.97	3721	6819	5456	10116	SK 63/22 - 80 SP/4	347.7	C99
	6.1	7159	4.0 (III)	282.73	3590	7228	5339	10116			
	4.7	9306	3.0 (III)	368.29	3384	7710	5157	10116			
	4.0	10882	2.6 (III)	430.19	3222	8001	5017	10116			
	3.1	14020	2.0 (III)	552.45	2873	8473	4720	10116			
	2.4	18409	1.5 (II)	727.45	2315	8970	4264	10116			
	2.0	21527	1.3 (I)	849.73	1860	9244	3909	10116			
1.6	26976	1.0 (I)	1064.04	905	9614	3217	10116	SK 63/23 - 80 SP/4	365.3	C99	
	3.8	11573	3.8 (III)	457.68	5482	7435	7926	11240	SK 73/22 - 80 SP/4	526.2	C99
	3.1	14328	3.1 (III)	566.77	5178	7810	7675	11240			
	2.4	18628	2.4 (III)	737.61	4669	8267	7263	11240			
	2.0	22422	2.0 (III)	888.16	4182	8580	6877	11240			
	1.6	27760	1.6 (II)	1099.84	3431	8923	6296	11240			
	1.4	31681	1.4 (II)	1254.07	2824	9120	5840	11240			
	1.0	44849	1.0 (I)	1772.08	292	9556	4102	11240			
	2.4	18280	3.9 (III)	724.73	8221	14566	12167	14613	SK 83/32 - 80 SP/4	786.4	C99
	1.9	22702	3.1 (III)	900.50	7857	14613	11844	14613			
	1.5	29139	2.4 (III)	1155.49	7295	14613	11351	14613			
	1.0	42580	1.7 (II)	1687.12	5984	14613	10236	14613			
	0.9	51579	1.4 (II)	2045.46	4989	14613	9420	14613			
	0.6	72354	1.0 (I)	2866.13	2228	14613	7302	14613			
	0.8	55627	1.9 (II)	2204.72	8017	17985	13326	17985	SK 93/43 - 80 SP/4	1247.2	C100
	0.6	68673	1.6 (II)	2713.63	6515	17985	12159	17985			
	0.5	94371	1.1 (I)	3724.20	2728	17985	9493	17985			
	0.4	108789	1.0 (I)	4302.39	0	17985	7741	17985			
1.00	583	108	3.8 (III)	2.95	324	561	463	655	SK 02 - 80 LP/4	40.1	C76
	510	124	3.7 (III)	3.38	336	595	480	680			
	444	142	3.3 (III)	3.89	349	634	499	706			
	408	154	3.0 (III)	4.22	360	657	514	728			
	359	176	2.9 (III)	4.82	370	673	527	748			
	311	203	2.5 (III)	5.57	387	704	552	783			
	283	223	2.3 (III)	6.10	399	727	569	808			




1.00 hp

P_1 [hp]	n_2 [rpm]	M_2 [lb-in]	f_B (AGMA Class)	i_{ges}	F_R [lb]	F_A [lb]	$F_{R VL}$ [lb]	$F_{A VL}$ [lb]	Type		 inch
1.00	251	251	2.2 (III)	6.89	408	736	582	827	SK 02 - 80 LP/4	40.1	C76
	222	284	2.0 (III)	7.80	420	736	599	852			
	211	299	1.9 (II)	8.19	427	736	609	866			
	187	338	1.7 (II)	9.28	439	736	626	892			
	174	362	1.6 (II)	9.95	448	736	640	911			
	154	410	1.4 (II)	11.27	460	736	657	936			
	135	467	1.3 (I)	12.82	473	736	674	963			
	108	581	1.1 (I)	15.95	495	736	707	1012			
	84	750	0.9 (0)	20.59	495	736	733	1065			
	75	843	0.8 (0)	23.13	273	736	722	1041			
	71	889	0.9 (0)	24.39	280	736	715	1060			
0.6	93764	1.9 (II)	2722.11	11717	26977	20223	26977	SK 103/53 - 80 LP/4	1803.8	C100	
0.5	119336	1.5 (II)	3462.24	9063	26977	18147	26977				
0.4	145613	1.2 (I)	4220.92	5664	26977	15710	26977				
0.3	199849	0.9 (0)	5797.20	0	26977	9403	26977				
265	238	4.7 (III)	6.53	435	833	1084	1025	SK 12 - 80 LP/4	44.5	C78	
237	266	4.1 (III)	7.28	450	864	1084	1059				
220	286	4.1 (III)	7.85	458	877	1083	1076				
202	311	3.7 (III)	8.56	470	877	1083	1102				
179	352	3.4 (III)	9.65	485	877	1082	1136				
162	389	3.0 (III)	10.70	499	877	1081	1168				
129	488	2.7 (III)	13.39	525	877	1079	1228				
103	610	2.2 (III)	16.73	554	877	1075	1297				
92	685	2.1 (III)	18.79	568	877	1072	1330				
81	775	1.9 (II)	21.28	582	877	1068	1364				
67	944	1.3 (I)	25.92	497	877	1060	1391				
59	1062	1.0 (I)	29.15	427	877	1053	1418				
56	1135	1.3 (I)	31.19	429	877	1048	1444				
49	1277	1.0 (I)	35.07	342	877	1038	1470				
45	1395	1.2 (I)	38.31	320	877	1028	1500				
40	1569	0.9 (0)	43.09	209	877	1012	1523				
40	1569	0.9 (0)	43.09	209	877	1012	1523				
36	1744	0.9 (0)	47.87	161	877	994	1556				
103	610	4.9 (III)	16.75	840	1259	1508	1687	SK 22 - 80 LP/4	64.4	C80	
70	899	2.4 (III)	24.73	919	1259	1502	1836				
59	1069	2.4 (III)	29.31	961	1259	1497	1916				
49	1295	2.3 (III)	35.55	1008	1259	1489	2005				
40	1559	1.9 (II)	42.82	1052	1259	1478	2090				
38	1672	1.5 (II)	45.90	1044	1259	1473	2109				
31	2013	1.4 (II)	55.28	1018	1259	1455	2193				
27	2361	1.3 (I)	64.80	954	1259	1432	2238	SK 23 - 80 LP/4	82	C81	
22	2842	1.1 (I)	78.05	792	1259	1394	2313				
20	3215	0.9 (0)	88.45	604	1259	1359	2349				
17	3663	0.8 (0)	100.60	365	1259	1310	2380				
52	1202	2.8 (III)	33.05	1241	2023	2080	2475	SK 32 - 80 LP/4	88.6	C82	
45	1412	2.8 (III)	38.76	1297	2023	2077	2579				
37	1686	2.8 (III)	46.31	1359	2023	2074	2696				
30	2094	2.6 (III)	57.53	1438	2023	2067	2845				
27	2341	2.4 (III)	64.26	1477	2023	2062	2919				
24	2649	1.9 (II)	72.76	1475	2023	2055	2990				
21	2961	1.5 (II)	81.27	1464	2023	2047	3064				


Helical gear unit

1.00 hp





P_1 [hp]	n_2 [rpm]	M_2 [lb-in]	f_B (AGMA Class)	i_{ges}	F_R [lb]	F_A	$F_{R VL}$ [lb]	$F_{A VL}$	Type	lb	inch inches
1.00	14	4352	1.3 (I)	126.21	1398	2023	2000	3307	SK 32/12 - 80 LP/4	118.4	C98
	12	5103	1.1 (I)	148.18	1350	2023	1967	3381			
	10	5763	1.0 (I)	167.16	182	2023	1932	3430			
	20	3216	1.5 (II)	88.18	1454	2023	2040	3066	SK 33N - 80 LP/4	108.5	C83
	15	4087	1.2 (I)	112.18	1413	2023	2010	3189			
	13	4881	1.2 (I)	134.02	1365	2023	1977	3293			
	10	6062	1.0 (I)	166.49	0	2023	1915	3420			
	20	3027	3.5 (III)	87.73	2235	2698	2325	3033	SK 42/12 - 80 LP/4	143.7	C98
	15	4008	2.6 (III)	116.20	2387	2698	2212	3204			
	12	4842	2.2 (III)	140.40	2409	2698	2095	3300			
	10	5830	1.8 (II)	169.00	707	2698	1942	3407			
	7.5	7917	1.3 (I)	230.05	0	2698	632	3514			
	6.3	9532	1.1 (I)	276.92	0	2698	0	3581			
	5.0	11953	0.9 (I)	346.53	0	2698	0	3600			
	30	2121	4.9 (III)	58.27	1997	2698	2410	2750			
	25	2554	4.4 (III)	70.12	2099	2698	2372	2871	SK 43 - 80 LP/4	154.8	C85
	22	2915	3.7 (III)	79.96	2169	2698	2336	2953			
	18	3458	3.2 (III)	94.96	2259	2698	2278	3057			
	16	3911	2.5 (III)	107.51	2319	2698	2221	3120			
	13	4710	2.3 (III)	129.38	2418	2698	2118	3232			
	12	5160	1.8 (II)	141.55	1839	2698	2040	3242			
	10	6187	1.7 (II)	169.86	0	2698	1875	3351			
	9.5	6662	1.4 (II)	182.76	0	2698	1775	3348			
	8.5	7450	1.5 (II)	204.42	0	2698	1529	3438			
	7.9	7988	1.3 (I)	219.32	0	2698	513	3441			
	7.5	8427	1.2 (I)	231.43	0	2698	0	3455			
	6.6	9618	1.2 (I)	263.93	0	2698	0	3503			
	6.2	10147	1.1 (I)	278.51	0	2698	0	3510			
	5.8	10880	0.9 (I)	298.80	0	2698	0	3490			
4.8	13101	0.9 (I)	359.59	0	2698	0	3505				
	18	3373	4.8 (III)	97.80	3342	5339	4496	8992	SK 52/12 - 80 LP/4	207.7	C98
	14	4293	3.8 (III)	124.38	3328	5339	4496	8992			
	12	5034	3.2 (III)	146.03	3314	5339	4496	8992			
	8.9	6712	2.4 (III)	194.62	3274	5339	4496	8992			
	7.9	7580	2.1 (III)	219.56	3248	5339	4496	8992			
	6.1	9763	1.7 (II)	283.13	3168	5339	4496	8992			
	4.9	12216	1.3 (I)	354.06	3052	5339	4438	8992			
	3.5	16953	1.0 (I)	491.28	2730	5339	4223	8992			
	3.2	18699	0.9 (I)	542.09	2571	5339	4123	8992			
	12	5079	3.9 (III)	139.34	3313	5339	4496	8992	SK 53 - 80 LP/4	227.5	C87
	9.7	6465	2.6 (III)	177.22	3280	5339	4496	8992			
	9.3	6772	2.4 (III)	185.72	3272	5339	4496	8992			
	7.3	8619	2.0 (III)	236.21	3213	5339	4496	8992			
	7.0	8952	1.8 (II)	245.56	3200	5339	4496	8992			
	5.9	10719	1.8 (II)	294.26	3126	5339	4490	8992			
	4.6	13642	1.2 (I)	374.25	2969	5339	4382	8992			
	4.4	14292	1.1 (I)	392.20	2928	5339	4354	8992			
	3.5	18190	0.9 (I)	498.82	2620	5339	4154	8992			
	3.2	19987	0.8 (I)	548.89	2437	5339	4041	8992			

Helical gear unit




1.00 hp
1.50 hp

P_1 [hp]	n_2 [rpm]	M_2 [lb-in]	f_B (AGMA Class)	i_{ges}	F_R [lb]	F_A	$F_{R VL}$ [lb]	$F_{A VL}$	Type		 inch
1.00	10	5973	4.7 (III)	172.85	3697	6259	5434	10116	SK 63/22 - 80 LP/4	348.8	C99
	7.7	7765	3.6 (III)	224.97	3533	6680	5288	10116			
	6.1	9757	2.9 (III)	282.73	3339	7052	5117	10116			
	4.7	12684	2.2 (III)	368.29	3026	7480	4849	10116			
	4.0	14832	1.9 (II)	430.19	2776	7732	4639	10116			
	3.1	19108	1.5 (II)	552.45	2217	8124	4186	10116			
	2.4	25091	1.1 (I)	727.45	1263	8509	3467	10116			
2.0	29340	1.0 (I)	849.73	399	8705	2885	10116				
1.00	6.2	9656	4.6 (III)	279.33	5684	6442	8094	11240	SK 73/22 - 80 LP/4	527.3	C99
	5.0	11955	3.7 (III)	345.90	5441	6771	7892	11240			
	3.8	15774	2.8 (III)	457.68	5012	7196	7540	11240			
	3.1	19529	2.3 (III)	566.77	4557	7513	7173	11240			
	2.3	25389	1.7 (II)	737.61	3775	7880	6559	11240			
	2.0	30560	1.4 (II)	888.16	3003	8114	5973	11240			
	1.6	37835	1.2 (I)	1099.84	1754	8343	5070	11240			
	1.4	43179	1.0 (I)	1254.07	670	8458	4342	11240			
1.00	2.4	24914	2.8 (III)	724.73	7669	14230	11677	14613	SK 83/32 - 80 LP/4	787.5	C99
	1.9	30941	2.3 (III)	900.50	7130	14613	11209	14613			
	1.5	39715	1.8 (II)	1155.49	6279	14613	10483	14613			
	1.0	58033	1.2 (I)	1687.12	4209	14613	8799	14613			
	0.8	70299	1.0 (I)	2045.46	2538	14613	7528	14613			
1.00	0.8	75816	1.4 (II)	2204.72	5590	17985	11471	17985	SK 93/43 - 80 LP/4	1248.3	C100
	0.6	93597	1.2 (I)	2713.63	2865	17985	9582	17985			
	0.5	128622	0.8 (I)	3724.20	0	17985	4923	17985			
1.50	586	161	2.5 (III)	2.95	311	529	444	629	SK 02 - 90 SP/4	50.9	C76
	513	184	2.4 (III)	3.38	322	558	459	651			
	447	212	2.2 (III)	3.89	332	589	474	673			
	410	230	2.0 (III)	4.22	342	620	488	694			
	361	262	1.9 (II)	4.82	349	631	497	707			
	312	303	1.7 (II)	5.57	364	659	519	739			
	285	332	1.5 (II)	6.10	375	680	536	764			
	253	374	1.4 (II)	6.89	380	685	541	773			
	223	424	1.3 (I)	7.80	389	699	553	791			
	212	445	1.3 (I)	8.19	395	712	563	805			
	188	504	1.1 (I)	9.28	400	724	574	822			
	175	540	1.0 (I)	9.95	402	736	585	839			
	155	611	1.0 (I)	11.27	353	736	595	855			
	136	696	0.9 (I)	12.82	289	736	604	871			
	1.50	2.1	42845	4.1 (III)	816.55	15702	26977	23608			
1.8		49456	3.6 (III)	943.57	15267	26977	23221	26977			
1.5		60118	2.9 (III)	1148.61	14517	26977	22564	26977			
1.2		74061	2.4 (III)	1412.72	13440	26977	21645	26977			
1.50	0.6	142480	1.2 (I)	2722.11	6116	26977	16020	26977	SK 103/53 - 90 SP/4	1814.6	C100
	0.5	181338	1.0 (I)	3462.24	0	26977	11790	26977			
	0.4	221267	0.8 (I)	4220.92	0	26977	6218	26977			
1.50	438	216	4.7 (III)	3.98	363	677	1084	874	SK 12 - 90 SP/4	55.3	C78
	404	234	4.2 (III)	4.32	373	710	1084	896			
	387	244	4.3 (III)	4.49	374	714	1084	900			
	353	268	3.8 (III)	4.93	386	738	1084	927			
	301	314	3.4 (III)	5.79	402	766	1083	963			


Helical gear unit

1.50 hp





P_1 [hp]	n_2 [rpm]	M_2 [lb-in]	f_B (AGMA Class)	i_{ges}	F_R [lb]	F_A	$F_{R VL}$ [lb]	$F_{A VL}$	Type	lb	inch inches
1.50	266	355	3.1 (III)	6.53	413	788	1082	991	SK 12 - 90 SP/4	55.3	C78
	239	396	2.8 (III)	7.28	428	817	1081	1024			
	222	427	2.7 (III)	7.85	433	825	1080	1038			
	204	464	2.5 (III)	8.56	443	845	1080	1062			
	180	524	2.3 (III)	9.65	455	866	1078	1090			
	163	580	2.0 (III)	10.70	467	877	1076	1119			
	130	728	1.8 (II)	13.39	483	877	1070	1165			
	104	910	1.5 (II)	16.73	432	877	1062	1221			
	93	1022	1.4 (II)	18.79	372	877	1055	1245			
	82	1156	1.3 (I)	21.28	296	877	1047	1269			
	67	1408	0.9 (I)	25.92	0	877	1027	1262			
56	1693	0.9 (I)	31.19	0	877	1000	1295				
	336	282	5.0 (III)	5.18	577	1080	1512	1200	SK 22 - 90 SP/4	75.2	C80
	206	460	5.0 (III)	8.48	666	1245	1510	1370			
	160	592	4.7 (III)	10.89	716	1259	1508	1467			
	143	662	4.4 (III)	12.20	737	1259	1507	1507			
	119	797	3.7 (III)	14.69	774	1259	1504	1578			
	104	910	3.3 (III)	16.75	798	1259	1501	1626			
	87	1087	2.3 (III)	20.03	819	1259	1496	1668			
	73	1292	2.2 (III)	23.74	853	1259	1489	1735			
	70	1341	1.6 (II)	24.73	853	1259	1487	1737			
	60	1565	2.1 (III)	28.80	889	1259	1478	1808			
	59	1594	1.6 (II)	29.31	872	1259	1477	1803			
	50	1884	1.6 (II)	34.69	848	1259	1462	1877			
	49	1932	1.5 (II)	35.55	777	1259	1459	1873			
	41	2325	1.3 (I)	42.82	644	1259	1435	1937			
38	2494	1.0 (I)	45.90	496	1259	1422	1941				
31	3002	0.9 (I)	55.28	292	1259	1380	1996				
	75	1255	4.4 (III)	23.12	1091	2023	2079	2215	SK 32 - 90 SP/4	99.4	C82
	66	1441	2.7 (III)	26.57	1114	2023	2077	2259			
	64	1480	3.6 (III)	27.24	1135	2023	2077	2299			
	57	1654	3.4 (III)	30.43	1167	2023	2074	2362			
	56	1693	2.7 (III)	31.16	1160	2023	2074	2349			
	53	1793	1.9 (II)	33.05	1169	2023	2072	2368			
	47	2022	2.6 (III)	37.23	1211	2023	2068	2449			
	45	2106	1.9 (II)	38.76	1215	2023	2067	2458			
	38	2511	2.4 (III)	46.25	1274	2023	2058	2574			
	38	2515	1.9 (II)	46.31	1265	2023	2058	2557			
	30	3124	1.7 (II)	57.53	1325	2023	2042	2680			
	27	3491	1.6 (II)	64.26	1353	2023	2031	2738			
	24	3950	1.3 (I)	72.76	1372	2023	2016	2782			
21	4416	1.0 (I)	81.27	1394	2023	1997	2835				
14	6613	0.8 (I)	126.21	0	2023	1881	2933	SK 32/12 - 90 SP/4	129.2	C98	
20	4797	1.0 (I)	88.18	1369	2023	1981	2795	SK 33N - 90 SP/4	119.3	C83	
	29	3295	2.7 (III)	60.66	1916	2698	2298	2640	SK 42 - 90 SP/4	132.5	C84
	23	4068	2.3 (III)	74.87	2011	2698	2211	2753			
	20	4624	1.5 (II)	85.10	2054	2698	2133	2795			
	17	5709	1.3 (I)	105.08	1303	2698	1972	2896			
	20	4599	2.3 (III)	87.73	2075	2698	2133	2818	SK 42/12 - 90 SP/4	154.5	C98
	15	6091	1.7 (II)	116.20	113	2698	1896	2922			
	12	7358	1.4 (II)	140.40	0	2698	1556	2954			
	10	8860	1.2 (I)	169.00	0	2698	0	2998			
	7.6	12030	0.9 (I)	230.05	0	2698	0	2951			

Helical gear unit



1.50 hp



P_1 [hp]	n_2 [rpm]	M_2 [lb-in]	f_B (AGMA Class)	i_{ges}	F_R [lb]	F_A	$F_{R VL}$ [lb]	$F_{A VL}$	Type				
1.50	43	2223	4.1 (III)	40.98	1741	2698	2403	2431	SK 43 - 90 SP/4	165.6	C85		
	36	2638	3.5 (III)	48.56	1805	2698	2359	2501					
	30	3163	3.3 (III)	58.27	1889	2698	2308	2604					
	25	3809	2.9 (III)	70.12	1970	2698	2236	2699					
	22	4347	2.5 (III)	79.96	2023	2698	2168	2757					
	18	5157	2.1 (III)	94.96	2087	2698	2051	2825					
	16	5833	1.7 (II)	107.51	575	2698	1938	2854					
	13	7024	1.6 (II)	129.38	0	2698	1715	2919					
	12	7695	1.2 (I)	141.55	0	2698	731	2881					
	10	9227	1.1 (I)	169.86	0	2698	0	2933					
	9.5	9935	0.9 (I)	182.76	0	2698	0	2882					
	8.5	11110	1.0 (I)	204.42	0	2698	0	2945					
	7.9	11913	0.9 (I)	219.32	0	2698	0	2904					
	24	3883	3.6 (III)	71.39	3335	5339	4496	8992				SK 52 - 90 SP/4	196.4
22	4267	3.3 (III)	78.56	3328	5339	4496	8992						
20	4720	3.2 (III)	86.92	3320	5339	4496	8992						
18	5126	3.2 (III)	97.80	3312	5339	4496	8992	SK 52/12 - 90 SP/4	218.5	C98			
14	6523	2.5 (III)	124.38	3279	5339	4496	8992						
12	7649	2.1 (III)	146.03	3246	5339	4496	8992						
8.9	10199	1.6 (II)	194.62	3150	5339	4496	8992						
7.9	11519	1.4 (II)	219.56	3088	5339	4463	8992						
6.1	14835	1.1 (I)	283.13	2891	5339	4330	8992						
4.9	18564	0.9 (I)	354.06	2585	5339	4131	8992						
27	3548	4.8 (III)	65.35	3340	5339	4496	8992	SK 53 - 90 SP/4	238.3	C87			
22	4329	3.8 (III)	79.69	3327	5339	4496	8992						
18	5184	3.8 (III)	95.49	3311	5339	4496	8992						
16	5747	3.4 (III)	105.87	3298	5339	4496	8992						
12	7575	2.6 (III)	139.34	3248	5339	4496	8992						
9.8	9641	1.8 (II)	177.22	3173	5339	4496	8992						
9.4	10100	1.6 (II)	185.72	3154	5339	4496	8992						
7.4	12855	1.3 (I)	236.21	3016	5339	4414	8992						
7.1	13351	1.2 (I)	245.56	2987	5339	4394	8992						
5.9	15986	1.2 (I)	294.26	2807	5339	4274	8992						
4.6	20346	0.8 (I)	374.25	2397	5339	4017	8992						
8.1	11649	2.8 (III)	214.10	3140	6289	4946	10116				SK 63 - 90 SP/4	317.7	C89
6.6	14429	2.2 (III)	265.32	2825	6564	4679	10116						
5.8	16349	1.7 (II)	300.34	2587	6719	4484	10116						
4.7	20250	1.4 (II)	372.21	2053	6967	4057	10116						
11	8043	3.5 (III)	153.31	3507	5864	5265	10116	SK 63/22 - 90 SP/4	359.6	C99			
10	9076	3.1 (III)	172.85	3407	6029	5177	10116						
7.7	11799	2.4 (III)	224.97	3124	6384	4932	10116						
6.1	14826	1.9 (II)	282.73	2777	6683	4640	10116						
4.7	19274	1.5 (II)	368.29	2194	7002	4168	10116						
4.0	22538	1.3 (I)	430.19	1700	7175	3787	10116						
3.1	29036	1.0 (I)	552.45	468	7409	2929	10116						
6.2	14673	3.0 (III)	279.33	5139	6137	7643	11240	SK 73/22 - 90 SP/4	538.1	C99			
5.0	18166	2.4 (III)	345.90	4726	6395	7309	11240						
3.8	23969	1.8 (II)	457.68	3973	6703	6713	11240						
3.1	29675	1.5 (II)	566.77	3141	6906	6077	11240						
2.4	38579	1.1 (I)	737.61	1613	7093	4973	11240						
2.0	46438	1.0 (I)	888.16	0	7169	3868	11240						

Helical gear unit


1.50 hp

2.00 hp





P_1 [hp]	n_2 [rpm]	M_2 [lb-in]	f_B (AGMA Class)	i_{ges}	F_R [lb]	F_A	$F_{R VL}$ [lb]	$F_{A VL}$	Type		 inch																																																																																																																																																																																																																																																																																																																																																																																																																								
1.50	10	8964	4.9 (III)	171.23	5755	5509	8154	11240	SK 73/32 - 90 SP/4	562.4	C99																																																																																																																																																																																																																																																																																																																																																																																																																								
	7.7	11860	3.7 (III)	226.73	5452	5869	7900	11240				2.4	37858	1.9 (II)	724.73	6467	13520	10641	14613	SK 83/32 - 90 SP/4	798.3	C99	1.9	47016	1.5 (II)	900.50	5506	14080	9841	14613	1.5	60350	1.2 (I)	1155.49	3914	14613	8568	14613	1.3	71606	1.0 (I)	1368.62	2342	14613	7385	14613	1.0	88185	0.8 (I)	1687.12	0	14613	5429	14613	6.3	14460	4.9 (III)	275.58	8520	10863	12437	14613	SK 83/42 - 90 SP/4	831.4	C100	4.6	19620	3.6 (III)	374.99	8113	11705	12071	14613	4.0	22943	3.1 (III)	437.84	7837	12142	11826	14613	3.3	27510	2.6 (III)	525.40	7441	12649	11478	14613	3.8	23937	4.5 (III)	457.30	10887	17985	15712	17985	SK 93/42 - 90 SP/4	1226	C100	3.2	28703	3.8 (III)	548.76	10517	17985	15392	17985	2.3	39648	2.7 (III)	756.82	9588	17985	14604	17985	2.1	42538	2.5 (III)	813.46	9324	17985	14385	17985	1.6	57156	1.9 (II)	1091.47	7852	17985	13195	17985	1.3	68062	1.6 (II)	1298.54	6590	17985	12216	17985	0.8	115206	0.9 (I)	2204.72	0	17985	6887	17985	2.00	583	216	1.9 (II)	2.95	299	500	426	606	SK 02 - 90 LP/4	54.5	C76	510	247	1.8 (II)	3.38	308	523	438	624	444	284	1.7 (II)	3.89	316	548	450	642	408	309	1.5 (II)	4.22	326	577	465	663	359	351	1.4 (II)	4.82	329	588	467	668	311	406	1.2 (I)	5.57	342	615	487	698	283	446	1.1 (I)	6.10	353	635	503	721	251	502	1.1 (I)	6.89	272	631	502	721	222	568	1.0 (I)	7.80	217	638	509	732	211	597	0.9 (I)	8.19	224	649	517	745	187	676	0.9 (I)	9.28	158	653	523	755	2.7	45563	3.9 (III)	642.31	15526	26977	23451	26977	SK 103/52 - 90 LP/4	1776.3	C100	2.1	57990	3.1 (III)	816.55	14671	26977	22698	26977	1.8	66937	2.6 (III)	943.57	14003	26977	22123	26977	1.5	81368	2.2 (III)	1148.61	12830	26977	21135	26977	1.2	100239	1.8 (II)	1412.72	11094	26977	19723	26977	584	216	4.3 (III)	2.96	326	575	1084	796	SK 12 - 90 LP/4	58.9	C78	510	247	3.9 (III)	3.39	337	604	1084	822	435	290	3.5 (III)	3.98	350	642	1083	853	402	314	3.2 (III)	4.32	360	673	1083	876	385	327	3.2 (III)	4.49	359	672	1083	877	351	359	2.9 (III)	4.93	371	706	1082	904	299	421	2.6 (III)	5.79	384	728	1081	936	265	476	2.3 (III)	6.53	393	744	1079	960	237	531	2.1 (III)	7.28	406	771	1078	992	220	572	2.0 (III)	7.85	409	774	1076	1002	202	623	1.8 (II)	8.56	418	791	1075	1024	179	703	1.7 (II)	9.65	388	805	1071	1047	162	778	1.5 (II)	10.70	379	824	1068	1073	129	976	1.4 (II)	13.39	233	831	1058	1105	103	1220	1.1 (I)	16.73	122	851	1042	1148	92	1370	1.0 (I)	18.79	24	850	1030	1163	81	1550	1.0 (I)	21.28	0
	2.4	37858	1.9 (II)	724.73	6467	13520	10641	14613	SK 83/32 - 90 SP/4	798.3	C99																																																																																																																																																																																																																																																																																																																																																																																																																								
	1.9	47016	1.5 (II)	900.50	5506	14080	9841	14613																																																																																																																																																																																																																																																																																																																																																																																																																											
	1.5	60350	1.2 (I)	1155.49	3914	14613	8568	14613																																																																																																																																																																																																																																																																																																																																																																																																																											
	1.3	71606	1.0 (I)	1368.62	2342	14613	7385	14613																																																																																																																																																																																																																																																																																																																																																																																																																											
	1.0	88185	0.8 (I)	1687.12	0	14613	5429	14613				6.3	14460	4.9 (III)	275.58	8520	10863	12437	14613	SK 83/42 - 90 SP/4	831.4	C100	4.6	19620	3.6 (III)	374.99	8113	11705	12071	14613	4.0	22943	3.1 (III)	437.84	7837	12142	11826	14613	3.3	27510	2.6 (III)	525.40	7441	12649	11478	14613	3.8	23937	4.5 (III)	457.30	10887	17985	15712	17985	SK 93/42 - 90 SP/4	1226	C100	3.2	28703	3.8 (III)	548.76	10517	17985	15392	17985	2.3	39648	2.7 (III)	756.82	9588	17985	14604	17985	2.1	42538	2.5 (III)	813.46	9324	17985	14385	17985	1.6	57156	1.9 (II)	1091.47	7852	17985	13195	17985	1.3	68062	1.6 (II)	1298.54	6590	17985	12216	17985				0.8	115206	0.9 (I)	2204.72	0	17985	6887	17985	2.00	583	216	1.9 (II)	2.95	299	500	426	606	SK 02 - 90 LP/4	54.5	C76	510	247	1.8 (II)	3.38	308	523	438	624	444	284	1.7 (II)	3.89	316	548	450	642	408	309	1.5 (II)	4.22	326	577	465	663	359	351	1.4 (II)	4.82		329	588	467	668	311	406	1.2 (I)	5.57				342	615	487	698	283	446	1.1 (I)	6.10	353	635	503	721	251	502	1.1 (I)	6.89	272	631	502	721	222	568	1.0 (I)	7.80	217	638	509	732	211	597	0.9 (I)	8.19	224	649	517	745	187	676	0.9 (I)	9.28	158	653	523	755	2.7	45563	3.9 (III)	642.31	15526	26977	23451	26977	SK 103/52 - 90 LP/4	1776.3	C100	2.1	57990	3.1 (III)	816.55	14671	26977	22698	26977	1.8	66937	2.6 (III)	943.57	14003	26977	22123	26977	1.5	81368	2.2 (III)	1148.61	12830	26977	21135	26977	1.2	100239	1.8 (II)	1412.72	11094	26977	19723	26977	584	216	4.3 (III)	2.96	326	575	1084	796	SK 12 - 90 LP/4	58.9	C78	510	247	3.9 (III)	3.39	337	604	1084	822	435	290	3.5 (III)	3.98	350	642	1083	853	402	314	3.2 (III)	4.32	360	673	1083	876	385	327	3.2 (III)	4.49	359	672	1083	877	351				359	2.9 (III)	4.93	371	706	1082	904	299	421	2.6 (III)	5.79	384	728	1081	936	265	476	2.3 (III)	6.53	393	744	1079	960	237	531	2.1 (III)	7.28	406	771	1078	992	220	572	2.0 (III)	7.85	409	774	1076	1002	202	623	1.8 (II)	8.56	418	791	1075	1024	179	703	1.7 (II)	9.65	388	805	1071	1047	162	778	1.5 (II)	10.70	379	824	1068	1073	129	976	1.4 (II)	13.39	233	831	1058	1105	103	1220	1.1 (I)	16.73	122	851	1042	1148	92	1370	1.0 (I)	18.79	24	850	1030	1163	81	1550	1.0 (I)	21.28	0	845	1014	1176																														
	6.3	14460	4.9 (III)	275.58	8520	10863	12437	14613	SK 83/42 - 90 SP/4	831.4	C100																																																																																																																																																																																																																																																																																																																																																																																																																								
	4.6	19620	3.6 (III)	374.99	8113	11705	12071	14613																																																																																																																																																																																																																																																																																																																																																																																																																											
	4.0	22943	3.1 (III)	437.84	7837	12142	11826	14613																																																																																																																																																																																																																																																																																																																																																																																																																											
	3.3	27510	2.6 (III)	525.40	7441	12649	11478	14613				3.8	23937	4.5 (III)	457.30	10887	17985	15712	17985	SK 93/42 - 90 SP/4	1226	C100	3.2	28703	3.8 (III)	548.76	10517	17985	15392	17985	2.3	39648	2.7 (III)	756.82	9588	17985	14604	17985	2.1	42538	2.5 (III)	813.46	9324	17985	14385	17985	1.6	57156	1.9 (II)	1091.47	7852	17985	13195	17985				1.3	68062	1.6 (II)	1298.54	6590	17985	12216	17985	0.8	115206	0.9 (I)	2204.72	0	17985	6887	17985	2.00	583	216	1.9 (II)	2.95	299	500	426	606	SK 02 - 90 LP/4	54.5	C76	510	247	1.8 (II)	3.38	308	523	438	624	444	284	1.7 (II)	3.89	316	548	450	642	408	309	1.5 (II)	4.22	326	577	465		663	359	351	1.4 (II)	4.82	329	588	467				668	311	406	1.2 (I)	5.57	342	615	487	698	283	446	1.1 (I)	6.10	353	635	503	721	251	502	1.1 (I)	6.89	272	631	502	721	222	568	1.0 (I)		7.80	217	638	509	732	211	597	0.9 (I)				8.19	224	649	517	745	187	676	0.9 (I)	9.28	158	653	523	755	2.7	45563	3.9 (III)	642.31	15526	26977	23451	26977	SK 103/52 - 90 LP/4	1776.3	C100	2.1	57990	3.1 (III)	816.55	14671	26977	22698	26977	1.8	66937	2.6 (III)	943.57	14003	26977	22123	26977	1.5	81368	2.2 (III)	1148.61	12830	26977	21135	26977	1.2	100239	1.8 (II)	1412.72				11094	26977	19723	26977	584	216	4.3 (III)	2.96	326	575	1084	796	SK 12 - 90 LP/4	58.9	C78	510	247	3.9 (III)	3.39	337	604	1084	822	435	290	3.5 (III)	3.98	350	642	1083	853	402	314	3.2 (III)	4.32	360	673	1083	876	385				327	3.2 (III)	4.49	359	672	1083	877	351	359	2.9 (III)	4.93	371	706	1082	904	299	421	2.6 (III)	5.79	384	728	1081	936	265	476	2.3 (III)	6.53	393	744	1079	960	237	531				2.1 (III)	7.28	406	771	1078	992	220	572	2.0 (III)	7.85	409	774	1076	1002	202	623	1.8 (II)	8.56	418	791	1075	1024	179	703	1.7 (II)	9.65	388	805	1071	1047	162	778	1.5 (II)	10.70	379	824	1068	1073	129	976	1.4 (II)	13.39	233	831	1058	1105	103	1220	1.1 (I)	16.73	122	851	1042	1148	92	1370	1.0 (I)	18.79	24	850	1030	1163	81	1550	1.0 (I)	21.28	0	845	1014	1176																																																							
	3.8	23937	4.5 (III)	457.30	10887	17985	15712	17985	SK 93/42 - 90 SP/4	1226	C100																																																																																																																																																																																																																																																																																																																																																																																																																								
	3.2	28703	3.8 (III)	548.76	10517	17985	15392	17985																																																																																																																																																																																																																																																																																																																																																																																																																											
	2.3	39648	2.7 (III)	756.82	9588	17985	14604	17985																																																																																																																																																																																																																																																																																																																																																																																																																											
	2.1	42538	2.5 (III)	813.46	9324	17985	14385	17985																																																																																																																																																																																																																																																																																																																																																																																																																											
	1.6	57156	1.9 (II)	1091.47	7852	17985	13195	17985																																																																																																																																																																																																																																																																																																																																																																																																																											
	1.3	68062	1.6 (II)	1298.54	6590	17985	12216	17985																																																																																																																																																																																																																																																																																																																																																																																																																											
	0.8	115206	0.9 (I)	2204.72	0	17985	6887	17985				2.00	583	216	1.9 (II)	2.95	299	500	426	606	SK 02 - 90 LP/4	54.5	C76	510	247	1.8 (II)	3.38	308	523	438	624	444	284	1.7 (II)	3.89	316	548	450	642	408	309	1.5 (II)	4.22	326	577	465	663	359	351	1.4 (II)	4.82	329	588	467	668	311	406	1.2 (I)	5.57	342	615	487	698	283	446	1.1 (I)	6.10	353	635	503	721	251	502		1.1 (I)	6.89	272	631	502	721	222	568				1.0 (I)	7.80	217	638	509	732	211	597	0.9 (I)	8.19	224	649	517	745	187	676	0.9 (I)	9.28	158	653	523	755	2.7		45563	3.9 (III)	642.31	15526	26977	23451	26977	SK 103/52 - 90 LP/4				1776.3	C100	2.1	57990	3.1 (III)	816.55	14671	26977	22698	26977	1.8	66937	2.6 (III)	943.57	14003	26977	22123	26977	1.5	81368	2.2 (III)	1148.61	12830	26977	21135	26977	1.2	100239		1.8 (II)	1412.72	11094	26977	19723	26977	584	216	4.3 (III)	2.96	326	575	1084	796	SK 12 - 90 LP/4	58.9	C78	510	247	3.9 (III)	3.39	337	604	1084	822	435	290	3.5 (III)	3.98	350	642	1083	853	402	314	3.2 (III)	4.32	360	673	1083	876	385	327	3.2 (III)	4.49	359	672	1083	877	351	359	2.9 (III)	4.93	371	706	1082	904	299	421	2.6 (III)	5.79	384	728	1081	936	265	476	2.3 (III)	6.53	393	744	1079	960	237	531	2.1 (III)	7.28	406				771	1078	992	220	572	2.0 (III)	7.85	409	774	1076	1002	202	623	1.8 (II)	8.56	418	791	1075	1024	179	703	1.7 (II)	9.65	388	805				1071	1047	162	778	1.5 (II)	10.70	379	824	1068	1073	129	976	1.4 (II)	13.39	233	831	1058	1105	103	1220	1.1 (I)	16.73	122	851	1042	1148	92	1370	1.0 (I)	18.79	24	850	1030				1163	81	1550	1.0 (I)	21.28	0	845	1014	1176																																																																																																																				
	2.00	583	216	1.9 (II)	2.95	299	500	426	606	SK 02 - 90 LP/4	54.5		C76																																																																																																																																																																																																																																																																																																																																																																																																																						
		510	247	1.8 (II)	3.38	308	523	438	624																																																																																																																																																																																																																																																																																																																																																																																																																										
444		284	1.7 (II)	3.89	316	548	450	642																																																																																																																																																																																																																																																																																																																																																																																																																											
408		309	1.5 (II)	4.22	326	577	465	663																																																																																																																																																																																																																																																																																																																																																																																																																											
359		351	1.4 (II)	4.82	329	588	467	668																																																																																																																																																																																																																																																																																																																																																																																																																											
311		406	1.2 (I)	5.57	342	615	487	698																																																																																																																																																																																																																																																																																																																																																																																																																											
283		446	1.1 (I)	6.10	353	635	503	721																																																																																																																																																																																																																																																																																																																																																																																																																											
251		502	1.1 (I)	6.89	272	631	502	721																																																																																																																																																																																																																																																																																																																																																																																																																											
222		568	1.0 (I)	7.80	217	638	509	732																																																																																																																																																																																																																																																																																																																																																																																																																											
211		597	0.9 (I)	8.19	224	649	517	745																																																																																																																																																																																																																																																																																																																																																																																																																											
187		676	0.9 (I)	9.28	158	653	523	755																																																																																																																																																																																																																																																																																																																																																																																																																											
2.7		45563	3.9 (III)	642.31	15526	26977	23451	26977	SK 103/52 - 90 LP/4					1776.3	C100																																																																																																																																																																																																																																																																																																																																																																																																																				
2.1		57990	3.1 (III)	816.55	14671	26977	22698	26977																																																																																																																																																																																																																																																																																																																																																																																																																											
1.8		66937	2.6 (III)	943.57	14003	26977	22123	26977																																																																																																																																																																																																																																																																																																																																																																																																																											
1.5		81368	2.2 (III)	1148.61	12830	26977	21135	26977																																																																																																																																																																																																																																																																																																																																																																																																																											
1.2		100239	1.8 (II)	1412.72	11094	26977	19723	26977		584	216		4.3 (III)			2.96	326	575	1084	796	SK 12 - 90 LP/4	58.9	C78	510	247	3.9 (III)	3.39	337	604	1084	822	435	290	3.5 (III)	3.98	350	642	1083	853	402	314	3.2 (III)	4.32	360	673	1083	876	385	327	3.2 (III)	4.49	359	672	1083	877	351	359	2.9 (III)	4.93	371	706	1082	904	299	421	2.6 (III)	5.79	384	728	1081	936	265	476	2.3 (III)	6.53	393	744	1079	960	237	531	2.1 (III)	7.28	406	771	1078	992	220	572	2.0 (III)	7.85	409	774	1076	1002	202	623	1.8 (II)	8.56	418	791	1075	1024	179	703	1.7 (II)	9.65	388	805	1071	1047	162	778	1.5 (II)	10.70	379	824	1068	1073	129	976	1.4 (II)	13.39	233	831	1058	1105	103	1220	1.1 (I)	16.73	122	851	1042	1148	92	1370	1.0 (I)	18.79	24	850	1030	1163	81	1550	1.0 (I)	21.28	0	845	1014	1176																																																																																																																																																																																																																																																																												
584		216	4.3 (III)	2.96	326	575	1084	796	SK 12 - 90 LP/4	58.9	C78																																																																																																																																																																																																																																																																																																																																																																																																																								
510		247	3.9 (III)	3.39	337	604	1084	822																																																																																																																																																																																																																																																																																																																																																																																																																											
435		290	3.5 (III)	3.98	350	642	1083	853																																																																																																																																																																																																																																																																																																																																																																																																																											
402		314	3.2 (III)	4.32	360	673	1083	876																																																																																																																																																																																																																																																																																																																																																																																																																											
385	327	3.2 (III)	4.49	359	672	1083	877																																																																																																																																																																																																																																																																																																																																																																																																																												
351	359	2.9 (III)	4.93	371	706	1082	904																																																																																																																																																																																																																																																																																																																																																																																																																												
299	421	2.6 (III)	5.79	384	728	1081	936																																																																																																																																																																																																																																																																																																																																																																																																																												
265	476	2.3 (III)	6.53	393	744	1079	960																																																																																																																																																																																																																																																																																																																																																																																																																												
237	531	2.1 (III)	7.28	406	771	1078	992																																																																																																																																																																																																																																																																																																																																																																																																																												
220	572	2.0 (III)	7.85	409	774	1076	1002																																																																																																																																																																																																																																																																																																																																																																																																																												
202	623	1.8 (II)	8.56	418	791	1075	1024																																																																																																																																																																																																																																																																																																																																																																																																																												
179	703	1.7 (II)	9.65	388	805	1071	1047																																																																																																																																																																																																																																																																																																																																																																																																																												
162	778	1.5 (II)	10.70	379	824	1068	1073																																																																																																																																																																																																																																																																																																																																																																																																																												
129	976	1.4 (II)	13.39	233	831	1058	1105																																																																																																																																																																																																																																																																																																																																																																																																																												
103	1220	1.1 (I)	16.73	122	851	1042	1148																																																																																																																																																																																																																																																																																																																																																																																																																												
92	1370	1.0 (I)	18.79	24	850	1030	1163																																																																																																																																																																																																																																																																																																																																																																																																																												
81	1550	1.0 (I)	21.28	0	845	1014	1176																																																																																																																																																																																																																																																																																																																																																																																																																												

Helical gear unit






2.00 hp


P_1 [hp]	n_2 [rpm]	M_2 [lb-in]	f_B (AGMA Class)	i_{ges}	F_R [lb]	F_A	$F_{R VL}$ [lb]	$F_{A VL}$	Type		
2.00	619	204	5.0 (III)	2.79	475	813	1512	1006	SK 22 - 90 LP/4	78.7	C80
	490	257	4.5 (III)	3.53	507	896	1512	1070			
	434	290	4.2 (III)	3.97	525	943	1512	1104			
	373	338	3.9 (III)	4.62	547	1009	1511	1147			
	334	378	3.7 (III)	5.18	563	1049	1511	1179			
	300	420	4.5 (III)	5.79	585	1093	1511	1222			
	266	474	4.3 (III)	6.51	604	1127	1510	1258			
	252	500	4.5 (III)	6.86	614	1146	1510	1278			
	228	552	3.9 (III)	7.57	628	1169	1509	1305			
	204	617	3.7 (III)	8.48	645	1200	1508	1339			
	159	794	3.5 (III)	10.89	690	1259	1504	1429			
	142	888	3.3 (III)	12.20	708	1259	1502	1464			
	118	1069	2.8 (III)	14.69	739	1259	1497	1528			
	103	1220	2.5 (III)	16.75	759	1259	1492	1569			
	87	1457	1.7 (II)	20.03	670	1259	1483	1592			
	73	1732	1.7 (II)	23.74	589	1259	1470	1648			
	70	1799	1.2 (I)	24.73	492	1259	1467	1643			
	60	2098	1.6 (II)	28.80	462	1259	1449	1705			
	59	2138	1.2 (I)	29.31	371	1259	1447	1694			
	50	2526	1.2 (I)	34.69	293	1259	1420	1756			
49	2590	1.1 (I)	35.55	191	1259	1415	1746				
40	3118	1.0 (I)	42.82	0	1259	1369	1787				
115	1094	4.1 (III)	15.03	941	1988	2081	1941	SK 32 - 90 LP/4	103.0	C82	
107	1183	4.8 (III)	16.25	965	2023	2080	1988				
104	1212	3.9 (III)	16.66	965	2023	2080	1988				
93	1358	4.1 (III)	18.67	997	2023	2078	2050				
84	1506	3.9 (III)	20.70	1021	2023	2076	2098				
75	1683	3.3 (III)	23.12	1048	2023	2074	2154				
65	1933	2.0 (III)	26.57	1059	2023	2070	2178				
64	1985	2.7 (III)	27.24	1084	2023	2069	2226				
57	2219	2.5 (III)	30.43	1110	2023	2064	2280				
56	2270	2.0 (III)	31.16	1097	2023	2063	2257				
52	2404	1.4 (II)	33.05	1101	2023	2060	2267				
46	2712	1.9 (II)	37.23	1138	2023	2053	2342				
45	2824	1.4 (II)	38.76	1137	2023	2050	2343				
37	3368	1.8 (II)	46.25	1186	2023	2035	2446				
37	3373	1.4 (II)	46.31	1173	2023	2035	2423				
30	4189	1.3 (I)	57.53	1215	2023	2007	2520				
27	4682	1.2 (I)	64.26	1231	2023	1986	2562				
70	1798	4.4 (III)	24.67	1485	2698	2440	2113	SK 42 - 90 LP/4	136.0	C84	
57	2220	4.3 (III)	30.46	1569	2698	2407	2219				
29	4418	2.0 (III)	60.66	1811	2698	2161	2499				
23	5455	1.8 (II)	74.87	1853	2698	2013	2584				
20	6201	1.1 (I)	85.10	15	2698	1881	2596				
16	7656	1.0 (I)	105.08	0	2698	1522	2655				
20	6225	1.7 (II)	87.73	0	2698	1872	2608	SK 42/12 - 90 LP/4	158.1	C98	
15	8244	1.3 (I)	116.20	0	2698	216	2643				
12	9959	1.1 (I)	140.40	0	2698	0	2610				
10	11991	0.9 (I)	169.00	0	2698	0	2590				
42	2981	3.1 (III)	40.98	40.98	1670	2698	2330	2336	SK 43 - 90 LP/4	169.1	C85
36	3538	2.6 (III)	48.56	48.56	1716	2698	2261	2380			
30	4242	2.4 (III)	58.27	58.27	1786	2698	2179	2463			

Helical gear unit

2.00 hp



P_1 [hp]	n_2 [rpm]	M_2 [lb-in]	f_B (AGMA Class)	i_{ges}	F_R [lb]	F_A	$F_{R VL}$ [lb]	$F_{A VL}$	Type		 inch
2.00	25	5108	2.2 (III)	70.12	1847	2698	2059	2533	SK 43 - 90 LP/4	169.1	C85
	22	5829	1.9 (II)	79.96	710	2698	1942	2567			
	18	6915	1.6 (II)	94.96	0	2698	1737	2598			
	16	7822	1.3 (I)	107.51	0	2698	790	2592			
	13	9419	1.2 (I)	129.38	0	2698	0	2608			
	12	10319	0.9 (0)	141.55	0	2698	0	2520			
	10	12374	0.8 (0)	169.86	0	2698	0	2516			
	53	2371	4.7 (III)	32.56	3354	5339	4496	8483	SK 52 - 90 LP/4	200.0	C86
	48	2623	4.7 (III)	36.03	3351	5339	4496	8731			
	24	5207	2.7 (III)	71.39	3310	5339	4496	8992			
	22	5722	2.5 (III)	78.56	3299	5339	4496	8992			
	20	6330	2.4 (III)	86.92	3284	5339	4496	8992			
	18	6937	2.3 (III)	97.80	3267	5339	4496	8992	SK 52/12 - 90 LP/4	222.0	C98
	14	8829	1.8 (II)	124.38	3205	5339	4496	8992			
	12	10353	1.6 (II)	146.03	3143	5339	4496	8992			
	8.9	13804	1.2 (I)	194.62	2959	5339	4375	8992			
	7.9	15591	1.0 (I)	219.56	2837	5339	4294	8992			
	6.1	20078	0.8 (0)	283.13	2427	5339	4035	8992			
	29	4292	4.0 (III)	58.94	3328	5339	4496	8992	SK 53 - 90 LP/4	241.8	C87
	26	4758	3.6 (III)	65.35	3319	5339	4496	8992			
	22	5806	2.8 (III)	79.69	3297	5339	4496	8992			
	18	6952	2.8 (III)	95.49	3267	5339	4496	8992			
	16	7707	2.6 (III)	105.87	3244	5339	4496	8992			
	12	10159	1.9 (II)	139.34	3152	5339	4496	8992			
	9.7	12929	1.3 (I)	177.22	3012	5339	4411	8992			
	9.3	13545	1.2 (I)	185.72	2975	5339	4386	8992			
	7.3	17239	1.0 (I)	236.21	2705	5339	4208	8992			
	7.0	17904	0.9 (0)	245.56	2647	5339	4170	8992			
	5.9	21438	0.9 (0)	294.26	2265	5339	3939	8992			
	20	6358	4.5 (III)	87.06	3662	4990	5404	10116	SK 63 - 90 LP/4	321.2	C89
	16	7875	4.1 (III)	107.89	3523	5244	5279	10116			
	8.1	15622	2.1 (III)	214.10	2679	6022	4559	10116			
	6.5	19349	1.7 (II)	265.32	2183	6232	4159	10116			
	5.7	21925	1.3 (I)	300.34	1797	6341	3861	10116			
	4.6	27156	1.0 (I)	372.21	869	6495	3193	10116			
	11	10886	2.6 (III)	153.31	3222	5676	5016	10116	SK 63/22 - 90 LP/4	363.1	C99
	10	12284	2.3 (III)	172.85	3071	5815	4887	10116			
	7.7	15970	1.8 (II)	224.97	2636	6103	4523	10116			
	6.1	20067	1.4 (II)	282.73	2079	6328	4078	10116			
	4.7	26087	1.1 (I)	368.29	1079	6538	3336	10116			
	4.0	30505	0.9 (0)	430.19	117	6630	2714	10116			
	6.2	19860	2.2 (III)	279.33	4515	5846	7140	11240	SK 73/22 - 90 LP/4	541.7	C99
	5.0	24587	1.8 (II)	345.90	3887	6033	6647	11240			
	3.8	32442	1.4 (II)	457.68	2700	6222	5748	11240			
	3.1	40164	1.1 (I)	566.77	1303	6308	4760	11240			
	2.3	52216	0.8 (0)	737.61	0	6312	2961	11240			
	12	10009	4.4 (III)	141.11	5647	5120	8064	11240	SK 73/32 - 90 LP/4	565.9	C99
	10	12132	3.6 (III)	171.23	5422	5334	7876	11240			
	7.6	16052	2.8 (III)	226.73	4979	5635	7513	11240			






2.00 hp
3.00 hp

P_1 [hp]	n_2 [rpm]	M_2 [lb-in]	f_B (AGMA Class)	i_{ges}	F_R [lb]	F_A [lb]	$F_{R VL}$ [lb]	$F_{A VL}$ [lb]	Type	lb	inch C	
2.00	2.4	51240	1.4 (II)	724.73	5028	12842	9452	14613	SK 83/32 - 90 LP/4	801.8	C99	
	1.9	63636	1.1 (I)	900.50	3480	13232	8234	14613				
	1.5	81681	0.9 (I)	1155.49	681	13571	6230	14613				
	8.6	14259	5.0 (III)	200.37	8536	9838	12451	14613	SK 83/42 - 90 LP/4	834.9	C100	
		7.3	16736	4.2 (III)	235.92	8343	10229	12277				14613
		6.3	19571	3.6 (III)	275.58	8117	10613	12074				14613
		4.6	26555	2.7 (III)	374.99	7526	11361	11552				14613
		4.0	31052	2.3 (III)	437.84	7120	11738	11200				14613
		3.3	37235	1.9 (II)	525.40	6529	12160	10693				14613
	5.2	23605	4.6 (III)	333.02	10912	17985	15734	17985	SK 93/42 - 90 LP/4	1229.5	C100	
		3.8	32398	3.3 (III)	457.30	10216	17985	15133				17985
		3.2	38849	2.8 (III)	548.76	9659	17985	14664				17985
		2.3	53662	2.0 (III)	756.82	8226	17985	13491				17985
		2.1	57574	1.9 (II)	813.46	7807	17985	13159				17985
		1.6	77360	1.4 (II)	1091.47	5379	17985	11317				17985
	1.3	92121	1.2 (I)	1298.54	3121	17985	9749	17985				
	3.00	597	317	1.3 (I)	2.95	252	439	388	555	SK 02 - 100 LP/4	79.4	C76
		522	362	1.2 (I)	3.38	214	452	395	566			
454		416	1.1 (I)	3.89	165	464	401	576				
417		453	1.0 (I)	4.22	186	489	414	596				
367		515	1.0 (I)	4.82	69	480	407	588				
318		595	0.8 (I)	5.57	59	513	422	611				
5.2		35787	4.9 (III)	340.13	16143	26207	24005	26977	SK 103/52 - 100 LP/4	1801.2	C100	
		3.8	49119	3.6 (III)	467.81	15289	26977	23241				26977
		2.8	67414	2.6 (III)	642.31	13966	26977	22092				26977
		2.2	85800	2.1 (III)	816.55	12443	26977	20816				26977
		1.9	99038	1.8 (II)	943.57	11212	26977	19817				26977
		1.5	120390	1.5 (II)	1148.61	8942	26977	18056				26977
		1.3	148311	1.2 (I)	1412.72	5262	26977	15441				26977
		1.0	178614	1.0 (I)	1701.72	0	26977	12118				26977
0.9		213870	0.8 (I)	2037.08	0	26977	7380	26977				
598		316	2.9 (III)	2.96	304	521	1083	760	SK 12 - 100 LP/4	83.8	C78	
		522	362	2.7 (III)	3.39	312	542	1082				782
		445	425	2.4 (III)	3.98	310	566	1081				807
	411	460	2.2 (III)	4.32	331	595	1080	830				
	394	480	2.2 (III)	4.49	277	585	1079	826				
	359	527	1.9 (II)	4.93	298	619	1078	851				
	306	618	1.7 (II)	5.79	243	647	1075	875				
	271	698	1.6 (II)	6.53	192	654	1072	892				
	243	779	1.4 (II)	7.28	201	678	1068	922				
	225	839	1.4 (II)	7.85	131	670	1065	924				
	207	913	1.3 (I)	8.56	116	683	1061	943				
	183	1031	1.2 (I)	9.65	36	683	1055	956				
	166	1141	1.0 (I)	10.70	4	694	1048	977				
	132	1431	0.9 (I)	13.39	0	663	1025	981				
633	299	3.4 (III)	2.79	456	767	1512	976	SK 22 - 100 LP/4	103.6	C80		
	501	377	3.1 (III)	3.53	484	837	1511				1033	
	444	426	2.9 (III)	3.97	499	875	1511				1063	
	382	495	2.7 (III)	4.62	517	927	1510				1100	

Helical gear unit

3.00 hp





P_1 [hp]	n_2 [rpm]	M_2 [lb-in]	f_B (AGMA Class)	i_{ges}	F_R [lb]	F_A	$F_{R VL}$ [lb]	$F_{A VL}$	Type		 inch		
3.00	342	553	2.5 (III)	5.18	531	969	1509	1128	SK 22 - 100 LP/4	103.6	C80		
	307	616	3.1 (III)	5.79	552	1024	1508	1170					
	272	695	2.9 (III)	6.51	567	1050	1506	1202					
	258	732	3.1 (III)	6.86	576	1068	1505	1221					
	234	809	2.7 (III)	7.57	585	1081	1504	1240					
	209	904	2.5 (III)	8.48	598	1102	1501	1268					
	162	1165	2.4 (III)	10.89	634	1167	1494	1344					
	145	1302	2.2 (III)	12.20	579	1185	1489	1370					
	121	1567	1.9 (II)	14.69	492	1221	1478	1419					
	106	1788	1.7 (II)	16.75	383	1234	1467	1446					
	89	2136	1.2 (I)	20.03	0	1186	1447	1433					
	74	2539	1.1 (I)	23.74	0	1199	1419	1467					
	61	3076	1.1 (I)	28.80	0	1199	1373	1495					
	51	3703	0.8 (I)	34.69	0	1181	1305	1511					
	122	1552	3.8 (III)	14.55	877	1851	2076	1843				SK 32 - 100 LP/4	127.9
118	1604	2.8 (III)	15.03	877	1848	2075	1844						
109	1734	3.3 (III)	16.25	899	1898	2073	1889						
106	1778	2.6 (III)	16.66	894	1883	2072	1882						
95	1992	2.8 (III)	18.67	920	1941	2069	1937						
86	2208	2.6 (III)	20.70	937	1974	2065	1973						
77	2468	2.3 (III)	23.12	956	2016	2059	2017						
67	2834	1.4 (II)	26.57	944	1974	2050	2005						
65	2910	1.8 (II)	27.24	975	2023	2048	2065						
58	3253	1.7 (II)	30.43	991	2023	2039	2104						
57	3329	1.4 (II)	31.16	967	2021	2036	2062						
48	3975	1.3 (I)	37.23	987	2023	2015	2118						
38	4937	1.2 (I)	46.25	896	2023	1975	2183						
81	2334	4.2 (III)	21.87	1360	2698	2397	1952	SK 42 - 100 LP/4	160.9	C84			
72	2608	2.9 (III)	24.41	1373	2698	2362	1958						
72	2636	3.0 (III)	24.67	1391	2698	2366	1988						
60	3128	2.9 (III)	29.29	1431	2698	2312	2031						
58	3255	2.9 (III)	30.46	1457	2698	2306	2071						
50	3766	2.9 (III)	35.25	1484	2698	2242	2094						
43	4411	2.4 (III)	41.29	1527	2698	2162	2147						
35	5447	1.8 (II)	50.98	1580	2698	2015	2208						
29	6477	1.4 (II)	60.66	0	2698	1829	2211						
24	7998	1.2 (I)	74.87	0	2698	972	2239						
20	9210	1.2 (I)	87.73	0	2698	0	2189	SK 42/12 - 100 LP/4	183	C98			
15	12198	0.9 (I)	116.20	0	2698	0	2093						
43	4370	2.1 (III)	40.98	1519	2698	2165	2133	SK 43 - 100 LP/4	194	C85			
36	5187	1.8 (II)	48.56	1531	2698	2036	2130						
30	6219	1.7 (II)	58.27	0	2698	1869	2176						
25	7489	1.5 (II)	70.12	0	2698	1466	2195						
22	8546	1.3 (I)	79.96	0	2698	0	2183						
19	10138	1.1 (I)	94.96	0	2698	0	2147						
16	11468	0.9 (I)	107.51	0	2698	0	2075						
55	3431	3.6 (III)	32.09	3341	5339	4496	8265	SK 52 - 100 LP/4	224.9	C86			
54	3476	3.2 (III)	32.56	3341	5339	4496	8327						
49	3846	3.2 (III)	36.03	3335	5339	4496	8565						
46	4109	3.6 (III)	38.45	3331	5339	4496	8691						
36	5229	3.2 (III)	48.90	3310	5339	4496	8992						

Helical gear unit



3.00 hp

P_1 [hp]	n_2 [rpm]	M_2 [lb-in]	f_B (AGMA Class)	i_{ges}	F_R [lb]	F_A [lb]	$F_{R VL}$ [lb]	$F_{A VL}$ [lb]	Type		 inch
3.00	33	5746	2.9 (III)	53.81	3298	5339	4496	8992	SK 52 - 100 LP/4	224.9	C86
	30	6356	2.6 (III)	59.54	3283	5339	4496	8992			
	25	7634	1.8 (II)	71.39	3246	5339	4496	8992			
	23	8389	1.7 (II)	78.56	3221	5339	4496	8992			
	20	9280	1.6 (II)	86.92	3188	5339	4496	8992			
18	10264	1.6 (II)	97.80	3147	5339	4496	8992	SK 52/12 - 100 LP/4	246.9	C98	
	14	13064	1.2 (I)	124.38	3004	5339	4406				8992
	12	15318	1.1 (I)	146.03	2857	5339	4307				8992
30	6293	2.7 (III)	58.94	3285	5339	4496	8992	SK 53 - 100 LP/4	266.8	C87	
	27	6976	2.4 (III)	65.35	3266	5339	4496				8992
	22	8512	1.9 (II)	79.69	3217	5339	4496				8992
	19	10192	1.9 (II)	95.49	3150	5339	4496				8992
	17	11299	1.7 (II)	105.87	3099	5339	4471				8992
	13	14894	1.3 (I)	139.34	2887	5339	4327				8992
	10	18955	0.9 (0)	177.22	2546	5339	4107				8992
9.5	19858	0.8 (0)	185.72	2452	5339	4049	8992				
36	5208	4.3 (III)	48.73	3769	4175	5500	8647	SK 62 - 100 LP/4	350.5	C88	
28	6725	4.8 (III)	62.87	3629	4423	5374	9233	SK 63 - 100 LP/4	346.1	C89	
	23	8277	4.0 (III)	77.46	3485	4629	5245				9729
	20	9321	3.0 (III)	87.06	3382	4745	5155				10018
	16	11545	2.8 (III)	107.89	3152	4946	4956				10116
	12	15598	2.1 (III)	145.71	2682	5205	4562				10116
	9.8	19320	1.7 (II)	180.57	2187	5361	4163				10116
	8.3	22904	1.4 (II)	214.10	1640	5461	3742				10116
	6.7	28368	1.1 (I)	265.32	616	5546	3024				10116
12	16106	1.8 (II)	153.31	2618	5265	4509	10116	SK 63/22 - 100 LP/4	388	C99	
	10	18175	1.6 (II)	172.85	2347	5356	4289				10116
	7.9	23628	1.2 (I)	224.97	1519	5515	3653				10116
	6.3	29690	1.0 (I)	282.73	317	5598	2835				10116
19	9756	4.8 (III)	91.38	5674	4402	8086	11240	SK 73 - 100 LP/4	524.7	C91	
	18	10732	3.3 (III)	100.46	5572	4489	8001				11240
	14	13287	3.3 (III)	124.41	5295	4678	7771				11240
	11	17740	2.8 (III)	166.03	4778	4912	7351				11240
	8.6	21962	2.1 (III)	205.61	4243	5059	6925				11240
6.3	29384	1.5 (II)	279.33	3186	5242	6110	11240	SK 73/22 - 100 LP/4	566.6	C99	
	5.1	36379	1.2 (I)	345.90	2022	5293	5259				11240
	3.9	48000	0.9 (0)	457.68	0	5257	3632				11240
14	13078	3.4 (III)	124.65	5318	4694	7790	11240	SK 73/32 - 100 LP/4	590.8	C99	
	13	14809	3.0 (III)	141.11	5123	4800	7631				11240
	10	17951	2.5 (III)	171.23	4752	4953	7330				11240
	7.8	23750	1.9 (II)	226.73	4003	5140	6737				11240
13	14600	4.5 (III)	136.78	8509	8597	12427	14613	SK 83 - 100 LP/4	760.6	C93	
	8.2	23126	3.4 (III)	216.61	7822	9534	11812				14613
2.4	75813	0.9 (0)	724.73	1684	11440	6914	14613	SK 83/32 - 100 LP/4	826.7	C99	

Helical gear unit


3.00 hp

4.00 hp



P_1 [hp]	n_2 [rpm]	M_2 [lb-in]	f_B (AGMA Class)	i_{ges}	F_R [lb]	F_A	$F_{R VL}$ [lb]	$F_{A VL}$	Type	lb	inch		
3.00	12	15633	4.5 (III)	148.94	8430	8789	12355	14613	SK 83/42 - 100 LP/4	859.8	C100		
	8.8	21097	3.4 (III)	200.37	7992	9405	11963	14613					
	7.5	24763	2.9 (III)	235.92	7682	9730	11689	14613					
	6.4	28956	2.4 (III)	275.58	7312	10039	11365	14613					
	4.7	39290	1.8 (II)	374.99	6322	10603	10520	14613					
	4.0	45944	1.5 (II)	437.84	5623	10861	9937	14613					
	3.4	55091	1.3 (I)	525.40	4572	11123	9086	14613					
	7.4	25251	4.3 (III)	239.74	10787	16197	15625	17985	SK 93/42 - 100 LP/4	1254.4	C100		
	6.1	30212	3.6 (III)	287.83	10395	16931	15288	17985					
	5.3	34925	3.1 (III)	333.02	10002	17531	14952	17985					
	3.9	47936	2.3 (III)	457.30	8807	17985	13962	17985					
	3.2	57480	1.9 (II)	548.76	7817	17985	13167	17985					
	2.3	79397	1.4 (II)	756.82	5095	17985	11111	17985					
	2.2	85184	1.3 (I)	813.46	4243	17985	10508	17985					
1.6	114459	0.9 (I)	1091.47	0	17985	6989	17985						
4.00	6.0	41791	4.2 (III)	296.69	15769	24857	23669	26977	SK 103/52 - 100 AP/4	1801.2	C100		
	5.2	48068	3.7 (III)	340.13	15360	25746	23304	26977					
	3.8	65976	2.7 (III)	467.81	14077	26977	22186	26977					
	2.7	90550	2.0 (III)	642.31	12015	26977	20465	26977					
	2.2	115246	1.5 (III)	816.55	9524	26977	18499	26977					
	1.9	133028	1.3 (II)	943.57	7396	26977	16920	26977					
	1.5	161707	1.1 (II)	1148.61	3058	26977	14043	26977					
	1.2	199211	0.9 (I)	1412.72	0	26977	9490	26977					
	596	423	2.2 (III)	2.96	235	473	1069	730	SK 12 - 100 AP/4	83.8	C78		
	520	484	2.0 (III)	3.39	195	486	1079	747					
	444	568	1.8 (II)	3.98	135	499	1076	766					
	410	615	1.6 (II)	4.32	159	526	1075	789					
	393	642	1.6 (II)	4.49	79	507	1074	779					
	358	705	1.5 (II)	4.93	98	537	1071	804					
305	826	1.3 (I)	5.79	9	547	1066	820						
270	933	1.2 (I)	6.53	0	552	1060	830						
242	1041	1.1 (I)	7.28	0	587	1054	857						
225	1122	1.0 (I)	7.85	0	569	1049	851						
207	1221	0.9 (I)	8.56	0	576	1042	866						
183	1379	0.9 (I)	9.65	0	562	1030	870						
631	399	2.5 (III)	2.79	441	730	1511	953	SK 22 - 100 AP/4				103.6	C80
500	504	2.3 (III)	3.53	465	788	1509	1003						
443	569	2.2 (III)	3.97	477	819	1508	1029						
381	662	2.0 (III)	4.62	491	859	1507	1061						
341	740	1.9 (II)	5.18	502	890	1505	1083						
306	824	2.3 (III)	5.79	523	957	1503	1127						
271	930	2.2 (III)	6.51	522	981	1501	1152						
257	979	2.3 (III)	6.86	533	997	1499	1171						
233	1082	2.0 (III)	7.57	449	1000	1496	1183						
209	1209	1.9 (II)	8.48	382	1011	1492	1203						
162	1557	1.8 (II)	10.89	287	1058	1478	1267						
145	1741	1.7 (II)	12.20	186	1062	1470	1284						
120	2095	1.4 (II)	14.69	34	1077	1450	1318						
105	2391	1.3 (I)	16.75	0	1070	1430	1330						

Helical gear unit





4.00 hp

P_1 [hp]	n_2 [rpm]	M_2 [lb-in]	f_B (AGMA Class)	i_{ges}	F_R [lb]	F_A [lb]	$F_{R VL}$ [lb]	$F_{A VL}$ [lb]	Type		 inch
4.00	250	1007	3.9 (III)	7.05	692	1375	2082	1484	SK 32 - 100 AP/4	127.9	C82
	212	1191	4.4 (III)	8.36	728	1498	2080	1559			
	180	1399	4.1 (III)	9.80	756	1592	2078	1618			
	151	1670	3.8 (III)	11.71	786	1655	2074	1683			
	122	2075	2.9 (III)	14.55	822	1732	2067	1763			
	118	2144	2.1 (III)	15.03	818	1718	2066	1758			
	109	2319	2.4 (III)	16.25	838	1766	2062	1802			
	106	2377	2.0 (III)	16.66	829	1740	2061	1786			
	95	2663	2.1 (III)	18.67	850	1787	2055	1834			
	85	2952	2.0 (III)	20.70	859	1804	2047	1860			
	76	3299	1.7 (II)	23.12	870	1827	2037	1892			
	65	3891	1.4 (II)	27.24	872	1825	2018	1915			
	58	4349	1.3 (I)	30.43	789	1835	2000	1939			
		123	2053	5.0 (III)	14.38	1178	2357	2419			
100		2527	4.2 (III)	17.71	1230	2459	2377	1783			
81		3120	3.1 (III)	21.87	1286	2569	2320	1854			
72		3488	2.2 (III)	24.41	1285	2550	2267	1837			
72		3525	2.2 (III)	24.67	1307	2604	2273	1875			
60		4182	2.2 (III)	29.29	1327	2634	2187	1891			
58		4352	2.2 (III)	30.46	1355	2698	2174	1934			
50		5036	2.2 (III)	35.25	1360	2695	2070	1928			
43		5898	1.8 (II)	41.29	701	2698	1934	1956			
35		7283	1.3 (I)	50.98	0	2698	1671	1978			
29		8661	1.0 (I)	60.66	0	2698	0	1929			
24		10694	0.9 (I)	74.87	0	2676	0	1901			
	43	5843	1.6 (II)	40.98	678	2698	1940	1940	SK 43 - 100 AP/4	194	C85
	36	6935	1.3 (I)	48.56	0	2648	1719	1888			
	30	8316	1.2 (I)	58.27	0	2664	0	1895			
	25	10013	1.1 (I)	70.12	0	2621	0	1863			
	22	11428	1.0 (I)	79.96	0	2537	0	1804			
	19	13556	0.8 (I)	94.96	0	2381	0	1697			
	74	3413	5.0 (III)	23.92	3208	5339	4496	7575	SK 52 - 100 AP/4	224.9	C86
	67	3776	4.4 (III)	26.46	3304	5339	4496	7790			
	55	4588	2.7 (III)	32.09	3323	5339	4496	8160			
	54	4648	2.4 (III)	32.56	3321	5339	4496	8232			
	49	5142	2.4 (III)	36.03	3312	5339	4496	8460			
	46	5494	2.7 (III)	38.45	3304	5339	4496	8569			
	36	6992	2.4 (III)	48.90	3266	5339	4496	8992			
	33	7683	2.2 (III)	53.81	3245	5339	4496	8992			
	30	8499	2.0 (III)	59.54	3217	5339	4496	8992			
	25	10208	1.4 (II)	71.39	3149	5339	4496	8992			
	22	11217	1.3 (I)	78.56	3103	5339	4474	8992			
20	12409	1.2 (I)	86.92	3041	5339	4431	8992				
	18	13787	1.2 (I)	97.80	2960	5339	4376	8992	SK 52/12 - 100 AP/4	246.9	C98
	14	17547	0.9 (I)	124.38	2679	5339	4191	8992			
	30	8415	2.0 (III)	58.94	3220	5339	4496	8992	SK 53 - 100 AP/4	266.8	C87
	27	9328	1.8 (II)	65.35	3186	5339	4496	8992			
	22	11382	1.4 (II)	79.69	3095	5339	4468	8992			
	18	13628	1.4 (II)	95.49	2970	5339	4383	8992			
	17	15107	1.3 (I)	105.87	2872	5339	4317	8992			
	13	19914	1.0 (I)	139.34	2445	5339	4046	8992			


Helical gear unit

4.00 hp





P_1 [hp]	n_2 [rpm]	M_2 [lb-in]	f_B (AGMA Class)	i_{ges}	F_R [lb]	F_A	$F_{R VL}$ [lb]	$F_{A VL}$	Type				
4.00	36	6963	3.2 (III)	48.73	3615	4057	5362	8505	SK 62 - 100 AP/4	350.5	C88		
	35	7260	4.5 (III)	50.73	3580	4085	5330	8584	SK 63 - 100 AP/4	346.1	C89		
	33	7690	4.3 (III)	53.82	3540	4135	5295	8707					
	28	8992	3.6 (III)	62.87	3415	4268	5184	9045					
	23	11067	3.0 (III)	77.46	3203	4437	5000	9496					
	20	12463	2.3 (III)	87.06	3051	4528	4870	9755					
	16	15437	2.1 (III)	107.89	2702	4677	4578	10116					
	12	20857	1.6 (II)	145.71	1962	4841	3987	10116					
	9.8	25833	1.3 (I)	180.57	1127	4909	3370	10116					
	8.2	30625	1.1 (I)	214.10	87	4925	2696	10116					
	6.6	37931	0.8 (0)	265.32	0	4880	1469	10116					
	11	21634	1.3 (I)	153.31	1843	4882	3896	10116	SK 63/22 - 100 AP/4	388	C99		
	10	24413	1.2 (I)	172.85	1384	4923	3554	10116					
	7.8	31737	0.9 (0)	224.97	0	4952	2527	10116					
	24	10685	4.4 (III)	74.87	5577	4063	8005	11172	SK 73 - 100 AP/4	524.7	C91		
	19	13045	3.6 (III)	91.38	5322	4214	7793	11240					
	18	14350	2.5 (III)	100.46	5176	4282	7673	11240					
	14	17766	2.5 (III)	124.41	4774	4421	7348	11240					
	11	23720	2.1 (III)	166.03	4007	4568	6740	11240					
8.6	29366	1.6 (II)	205.61	3189	4632	6112	11240						
6.3	39469	1.1 (I)	279.33	1441	4658	4854	11240	SK 73/22 - 100 AP/4	566.6	C99			
5.1	48864	0.9 (0)	345.90	0	4570	3498	11240						
14	17567	2.5 (III)	124.65	4799	4436	7368	11240	SK 73/32 - 100 AP/4	590.8	C99			
13	19892	2.2 (III)	141.11	4511	4508	7137	11240						
10	24111	1.8 (II)	171.23	3953	4598	6698	11240						
7.8	31901	1.4 (II)	226.73	2788	4670	5814	11240						
13	19522	3.3 (III)	136.78	8121	8345	12078	14613	SK 83 - 100 AP/4	760.6	C93			
8.2	30922	2.5 (III)	216.61	7132	9132	11210	14613						
14	17890	4.0 (III)	126.50	8252	8226	12195	14613	SK 83/42 - 100 AP/4	859.8	C100			
12	20998	3.4 (III)	148.94	8000	8514	11970	14613						
8.8	28337	2.5 (III)	200.37	7367	9032	11414	14613						
7.5	33261	2.1 (III)	235.92	6913	9291	11022	14613						
6.4	38894	1.8 (II)	275.58	6362	9525	10553	14613						
4.7	52774	1.3 (I)	374.99	4849	9903	9308	14613						
4.0	61712	1.1 (I)	437.84	3736	10041	8431	14613						
3.4	73998	1.0 (I)	525.40	1973	10138	7119	14613						
9.7	25647	4.2 (III)	181.16	10756	14798	15599	17985				SK 93/42 - 100 AP/4	1254.4	C100
7.3	33916	3.2 (III)	239.74	10088	15819	15025	17985						
6.1	40580	2.7 (III)	287.83	9503	16476	14534	17985						
5.3	46911	2.3 (III)	333.02	8907	17003	14043	17985						
3.9	64387	1.7 (II)	457.30	7033	17985	12556	17985						
3.2	77206	1.4 (II)	548.76	5400	17985	11332	17985						
2.3	106646	1.0 (I)	756.82	246	17985	8015	17985						
2.2	114419	0.9 (0)	813.46	0	17985	6995	17985						
11	22669	4.8 (III)	161.32	10982	14353	15795	17985	SK 93/52 - 100 AP/4	1318.4	C100			

Helical gear unit




5.00 hp

P_1 [hp]	n_2 [rpm]	M_2 [lb-in]	f_B (AGMA Class)	i_{ges}	F_R [lb]	F_A [lb]	$F_{R VL}$ [lb]	$F_{A VL}$ [lb]	Type		 inch
5.00	7.2	43460	4.1 (III)	244.77	15662	23348	23573	26977	SK 103/52 - 112 MP/4	1817.7	C100
	5.9	52679	3.4 (III)	296.69	15046	24474	23027	26977			
	5.1	60592	2.9 (III)	340.13	14482	25300	22534	26977			
	3.7	83166	2.1 (III)	467.81	12674	26977	21007	26977			
	2.7	114142	1.6 (II)	642.31	9646	26977	18592	26977			
	2.1	145272	1.2 (I)	816.55	5714	26977	15744	26977			
	1.9	167687	1.1 (I)	943.57	1929	26977	13382	26977			
	1.5	203838	0.9 (I)	1148.61	0	26977	8849	26977			
593	532	1.7 (II)	2.96	103	426	1028	699	SK 12 - 112 MP/4	100.3	C78	
517	609	1.6 (II)	3.39	43	431	1048	712				
441	714	1.4 (II)	3.98	0	433	1069	725				
407	773	1.3 (I)	4.32	0	458	1068	747				
391	807	1.3 (I)	4.49	0	432	1067	732				
356	886	1.2 (I)	4.93	0	458	1063	757				
303	1039	1.0 (I)	5.79	0	453	1054	764				
269	1173	1.0 (I)	6.53	0	443	1045	766				
241	1309	0.8 (I)	7.28	0	469	1035	791				
223	1410	0.8 (I)	7.85	0	440	1027	778				
628	502	2.0 (III)	2.79	425	694	1510	930				SK 22 - 112 MP/4
497	634	1.8 (II)	3.53	445	740	1507	974				
440	716	1.7 (II)	3.97	428	764	1506	996				
379	832	1.6 (II)	4.62	363	792	1503	1022				
339	930	1.5 (II)	5.18	304	813	1501	1040				
304	1036	1.8 (II)	5.79	366	878	1498	1084				
270	1169	1.7 (II)	6.51	294	905	1494	1103				
256	1231	1.8 (II)	6.86	301	926	1491	1121				
232	1360	1.6 (II)	7.57	183	918	1487	1125				
207	1520	1.5 (II)	8.48	85	920	1480	1139				
161	1958	1.4 (II)	10.89	0	947	1458	1189				
144	2188	1.3 (I)	12.20	0	939	1444	1197				
120	2634	1.1 (I)	14.69	0	931	1411	1216				
105	3006	1.0 (I)	16.75	0	903	1379	1214				
320	986	4.0 (III)	5.50	631	1200	2082	1370	SK 32 - 112 MP/4	144.4	C82	
261	1207	4.4 (III)	6.74	668	1311	2080	1448				
249	1265	3.1 (III)	7.05	661	1290	2079	1437				
222	1417	4.1 (III)	7.90	692	1392	2077	1502				
211	1497	3.5 (III)	8.36	695	1402	2076	1509				
179	1758	3.3 (III)	9.80	717	1489	2073	1561				
150	2100	3.0 (III)	11.71	740	1554	2067	1616				
121	2608	2.3 (III)	14.55	767	1611	2056	1684				
117	2696	1.7 (II)	15.03	759	1589	2054	1672				
108	2915	1.9 (II)	16.25	777	1633	2048	1714				
105	2988	1.6 (II)	16.66	764	1596	2046	1691				
94	3348	1.7 (II)	18.67	779	1632	2036	1732				
85	3711	1.6 (II)	20.70	730	1632	2024	1746				
76	4148	1.3 (I)	23.12	624	1637	2008	1767				
64	4892	1.1 (I)	27.24	333	1598	1977	1764				
58	5468	1.0 (I)	30.43	170	1584	1948	1772				


Helical gear unit

5.00 hp



P_1 [hp]	n_2 [rpm]	M_2 [lb-in]	f_B (AGMA Class)	i_{ges}	F_R [lb]	F_A	$F_{R VL}$ [lb]	$F_{A VL}$	Type	lb	inch inches
5.00	143	2204	4.8 (III)	12.28	1091	2180	2404	1603	SK 42 - 112 MP/4	177.5	C84
	122	2581	4.0 (III)	14.38	1129	2254	2372	1651			
	116	2712	4.1 (III)	15.12	1135	2263	2357	1657			
	99	3177	3.3 (III)	17.71	1170	2332	2311	1702			
	98	3219	2.7 (III)	17.92	1154	2290	2298	1673			
	82	3860	2.7 (III)	21.50	1192	2364	2228	1721			
	80	3923	2.5 (III)	21.87	1213	2415	2229	1756			
	72	4385	1.7 (II)	24.41	1196	2359	2154	1716			
	71	4431	1.8 (II)	24.67	1222	2424	2160	1761			
	68	4648	2.4 (III)	25.88	1220	2415	2126	1754			
	60	5257	1.7 (II)	29.29	1223	2413	2032	1750			
	58	5471	1.7 (II)	30.46	1252	2481	2011	1797			
	50	6331	1.7 (II)	35.25	0	2432	1852	1761			
	42	7415	1.4 (II)	41.29	0	2437	1635	1763			
	34	9156	1.1 (I)	50.98	0	2413	0	1746			
	29	10888	0.8 (I)	60.66	0	2266	0	1645			
	43	7346	1.3 (I)	40.98	0	2411	1645	1745	SK 43 - 112 MP/4	210.5	C85
	36	8718	1.1 (I)	48.56	0	2265	0	1643			
	30	10454	1.0 (I)	58.27	0	2219	0	1612			
	25	12588	0.9 (I)	70.12	0	2092	0	1527			
	90	3514	4.8 (III)	19.60	2985	5339	4496	7122	SK 52 - 112 MP/4	241.4	C86
	81	3888	4.3 (III)	21.68	3073	5339	4496	7322			
	73	4290	3.9 (III)	23.92	3154	5339	4496	7512			
	73	4326	3.5 (III)	24.07	3134	5339	4496	7488			
	66	4746	3.5 (III)	26.46	3244	5339	4496	7720			
	61	5180	3.5 (III)	28.85	3295	5339	4496	7862			
	55	5768	2.1 (III)	32.09	3298	5339	4496	8062			
	54	5843	1.9 (II)	32.56	3296	5339	4496	8142			
	49	6464	1.9 (II)	36.03	3280	5339	4496	8362			
	48	6592	2.6 (III)	36.69	3277	5339	4496	8389			
	46	6906	2.1 (III)	38.45	3268	5339	4496	8452			
	44	7244	2.3 (III)	40.37	3258	5339	4496	8596			
	36	8790	1.9 (II)	48.90	3207	5339	4496	8992			
	33	9658	1.8 (II)	53.81	3173	5339	4496	8992			
	29	10685	1.6 (II)	59.54	3128	5339	4491	8992			
	25	12833	1.1 (I)	71.39	3017	5339	4415	8992			
	22	14101	1.0 (I)	78.56	2940	5339	4362	8992	SK 53 - 112 MP/4	283.3	C87
	17	18992	1.0 (I)	105.87	2542	5339	4105	8992			
	30	10578	1.6 (II)	58.94	3133	5339	4495	8992			
	27	11726	1.4 (II)	65.35	3077	5339	4456	8992			
	22	14308	1.2 (I)	79.69	2927	5339	4353	8992	SK 62 - 112 MP/4	367.1	C88
	18	17133	1.2 (I)	95.49	2714	5339	4214	8992			
	17	18992	1.0 (I)	105.87	2542	5339	4105	8992			
	36	8754	2.5 (III)	48.73	3448	3941	5214	8369			
	40	7805	4.2 (III)	43.43	3529	3844	5285	8130	SK 63 - 112 MP/4	362.7	C89
	35	9127	3.6 (III)	50.73	3402	3962	5172	8438			
	33	9667	3.4 (III)	53.82	3348	4004	5125	8552			
	28	11304	2.9 (III)	62.87	3178	4114	4978	8861			
	23	13913	2.4 (III)	77.46	2885	4246	4730	9268			
	20	15668	1.8 (II)	87.06	2673	4312	4554	9496			
	16	19250	1.7 (II)	106.95	2197	4405	4171	9878			

Helical gear unit



5.00 hp 7.50 hp

P_1 [hp]	n_2 [rpm]	M_2 [lb-in]	f_B (AGMA Class)	i_{ges}	F_R [lb]	F_A	$F_{R VL}$ [lb]	$F_{A VL}$	Type		
5.00	16	19406	1.7 (II)	107.89	2175	4408	4153	9892	SK 63 - 112 MP/4	362.7	C89
	13	23842	1.4 (II)	132.54	1483	4464	3626	10116			
	12	26219	1.2 (I)	145.71	1053	4475	3319	10116			
	9.7	32475	1.0 (I)	180.57	0	4454	2411	10116			
	8.2	38499	0.8 (0)	214.10	0	4383	1361	10116	SK 63/22 - 112 MP/4	404.5	C99
	11	27270	1.0 (I)	153.31	846	4497	3177	10116			
	10	30774	0.9 (0)	172.85	47	4487	2674	10116	SK 73 - 112 MP/4	541.2	C91
	29	10849	4.6 (III)	60.46	5559	3769	7990	10435			
	23	13432	3.5 (III)	74.87	5279	3910	7758	10981			
	19	16399	2.9 (III)	91.38	4939	4026	7480	11240			
	17	18040	2.0 (III)	100.46	4741	4075	7321	11240			
	14	22334	2.0 (III)	124.41	4194	4163	6886	11240			
	11	29819	1.7 (II)	166.03	3119	4221	6060	11240			
	8.5	36916	1.3 (I)	205.61	1924	4201	5190	11240	SK 73/32 - 112 MP/4	607.4	C99
14	22144	2.0 (III)	124.65	4219	4178	6906	11240				
12	25074	1.8 (II)	141.11	3819	4215	6593	11240				
10	30393	1.5 (II)	171.23	3029	4241	5993	11240				
7.8	40213	1.1 (I)	226.73	1293	4195	4754	11240	SK 83 - 112 MP/4	777.1	C93	
13	24541	2.7 (III)	136.78	7701	8097	11705	14613				
8.1	38873	2.0 (III)	216.61	6365	8731	10555	14613	SK 83/42 - 112 MP/4	876.3	C100	
14	22550	3.1 (III)	126.50	7871	7996	11856	14613				
12	26469	2.7 (III)	148.94	7533	8242	11558	14613				
8.7	35720	2.0 (III)	200.37	6677	8661	10820	14613				
7.4	41927	1.7 (II)	235.92	6052	8853	10293	14613				
6.4	49027	1.4 (II)	275.58	5282	9010	9657	14613				
4.7	66524	1.1 (I)	374.99	3082	9200	7932	14613				
4.0	77790	0.9 (0)	437.84	1358	9216	6688	14613				SK 93/42 - 112 MP/4
9.6	32329	3.3 (III)	181.16	10222	14522	15138	17985				
7.3	42753	2.5 (III)	239.74	9304	15447	14368	17985				
6.1	51153	2.1 (III)	287.83	8485	16028	13700	17985				
5.3	59133	1.8 (II)	333.02	7635	16482	13024	17985				
3.8	81163	1.3 (I)	457.30	4842	17392	10929	17985				
3.2	97322	1.1 (I)	548.76	2190	17839	9152	17985				
2.3	134432	0.8 (0)	756.82	0	17985	3980	17985	SK 93/52 - 112 MP/4	1334.9	C100	
14	22621	4.8 (III)	127.50	10985	13338	15799	17985				
11	28575	3.8 (III)	161.32	10527	14111	15401	17985	SK 103 - 132 SP/4	1697.6	C97	
7.50	8.5	55377	3.7 (III)	207.47	14858	21604	22862				26977
	11	41041	4.3 (III)	154.63	15817	20172	23711				26977
	9.6	48992	3.6 (III)	184.62	15298	21047	23249				26977
	7.2	64872	2.7 (III)	244.77	14161	22441	22258				26977
	6.0	78632	2.3 (III)	296.69	13062	23383	21328				26977
	5.2	90444	2.0 (III)	340.13	12025	24052	20473				26977
	3.8	124139	1.4 (II)	467.81	8501	25477	17727				26977
	2.8	170376	1.0 (I)	642.31	1382	26681	13079				26977
	2.2	216842	0.8 (0)	816.55	0	26977	6921				26977

Helical gear unit

7.50 hp





P_1 [hp]	n_2 [rpm]	M_2 [lb-in]	f_B (AGMA Class)	i_{ges}	F_R [lb]	F_A	$F_{R VL}$ [lb]	$F_{A VL}$	Type	lb	inch C
7.50	633	747	1.4 (II)	2.79	256	601	1426	868	SK 22 - 132 SP/4	163.1	C80
	501	943	1.2 (I)	3.53	129	619	1479	896			
	444	1064	1.2 (I)	3.97	45	625	1497	908			
	382	1238	1.1 (I)	4.62	0	628	1491	921			
	342	1384	1.0 (I)	5.18	0	627	1486	927			
	307	1541	1.2 (I)	5.79	0	685	1479	972			
	272	1739	1.2 (I)	6.51	0	683	1470	978			
	258	1831	1.2 (I)	6.86	0	702	1465	993			
	234	2022	1.1 (I)	7.57	0	671	1454	979			
	209	2260	1.0 (I)	8.48	0	656	1439	976			
	162	2912	1.0 (I)	10.89	0	662	1388	994			
	145	3255	0.9 (I)	12.20	0	626	1355	979			
		596	792	4.9 (III)	2.96	513	909	1836			
472		1001	4.1 (III)	3.75	536	962	1926	1195			
400		1182	3.5 (III)	4.43	551	998	1988	1230			
334		1413	4.0 (III)	5.28	584	1087	2077	1302			
322		1466	2.7 (III)	5.50	567	1040	2063	1273			
311		1519	3.5 (III)	5.70	586	1092	2076	1310			
263		1794	3.0 (III)	6.74	597	1127	2072	1342			
251		1882	2.1 (III)	7.05	580	1078	2071	1314			
224		2108	2.8 (III)	7.90	612	1175	2066	1382			
212		2226	2.4 (III)	8.36	607	1164	2064	1378			
181		2615	2.2 (III)	9.80	599	1208	2056	1413			
151		3123	2.0 (III)	11.71	483	1250	2042	1445			
122		3879	1.5 (II)	14.55	313	1301	2018	1482			
118		4009	1.1 (I)	15.03	159	1248	2013	1453			
109		4336	1.3 (I)	16.25	185	1300	2001	1492			
106		4444	1.1 (I)	16.66	0	1234	1996	1449			
95		4979	1.1 (I)	18.67	0	1245	1973	1473			
86	5519	1.1 (I)	20.70	0	1204	1946	1460				
77	6169	0.9 (I)	23.12	0	1166	1909	1452				
	244	1941	4.9 (III)	7.28	896	1650	2423	1344	SK 42 - 132 SP/4	220.5	C84
	208	2270	4.2 (III)	8.50	921	1727	2394	1375			
	174	2722	3.8 (III)	10.20	955	1840	2354	1420			
	144	3278	3.2 (III)	12.28	982	1948	2298	1455			
	123	3839	2.7 (III)	14.38	1003	1988	2236	1483			
	117	4034	2.7 (III)	15.12	1001	1979	2208	1477			
	100	4725	2.2 (III)	17.71	1016	2006	2119	1495			
	99	4788	1.8 (II)	17.92	989	1938	2097	1448			
	82	5741	1.8 (II)	21.50	784	1956	1953	1461			
	81	5834	1.7 (II)	21.87	1027	2024	1951	1509			
	72	6521	1.2 (I)	24.41	0	1882	1803	1411			
	72	6590	1.2 (I)	24.67	0	1973	1807	1474			
	68	6913	1.6 (II)	25.88	0	1933	1738	1447			
	60	7819	1.2 (I)	29.29	0	1860	795	1398			
	58	8137	1.2 (I)	30.46	0	1937	746	1453			
	50	9415	1.2 (I)	35.25	0	1777	0	1345			
	43	11028	1.0 (I)	41.29	0	1685	0	1287			
	131	3595	4.6 (III)	13.45	2591	5228	4496	6304	SK 52 - 132 SP/4	284.4	C86
	126	3737	4.5 (III)	14.00	2605	5258	4496	6351			
	99	4756	3.6 (III)	17.81	2788	5339	4496	6782			
	90	5226	3.2 (III)	19.60	2859	5339	4496	6953			
	82	5782	2.9 (III)	21.68	2935	5339	4496	7139			

Helical gear unit




7.50 hp

P_1 [hp]	n_2 [rpm]	M_2 [lb-in]	f_B (AGMA Class)	i_{ges}	F_R [lb]	F_A [lb]	$F_{R VL}$ [lb]	$F_{A VL}$ [lb]	Type	 lb	 inch
7.50	74	6381	2.7 (III)	23.92	3000	5339	4496	7309	SK 52 - 132 SP/4	284.4	C86
	73	6434	2.3 (III)	24.07	2965	5339	4496	7264			
	67	7059	2.4 (III)	26.46	3077	5339	4496	7500			
	61	7704	2.3 (III)	28.85	3100	5339	4496	7604			
	55	8578	1.4 (II)	32.09	3151	5339	4496	7768			
	54	8690	1.3 (I)	32.56	3210	5339	4496	7871			
	49	9614	1.3 (I)	36.03	3175	5339	4496	8067			
	48	9805	1.7 (II)	36.69	3167	5339	4496	8081			
	46	10271	1.4 (II)	38.45	3147	5339	4496	8115			
	44	10773	1.6 (II)	40.37	3124	5339	4488	8264			
	36	13073	1.3 (I)	48.90	3003	5339	4405	8599			
	33	14364	1.2 (I)	53.81	2923	5339	4351	8780			
	30	15891	1.1 (I)	59.54	2814	5339	4279	8974			
48	9903	2.7 (III)	37.05	3335	3493	5115	7531	SK 62 - 132 SP/4	410.1	C88	
	36	13019	1.7 (II)	48.73	3003	3635	4831				7982
81	5868	4.8 (III)	21.98	3692	3143	5429	6631	SK 63 - 132 SP/4	405.7	C89	
	67	7031	4.0 (III)	26.28	3601	3275	5349				6948
	57	8253	3.8 (III)	30.91	3487	3375	5247				7214
	49	9651	3.4 (III)	36.11	3349	3466	5126				7474
	41	11609	2.8 (III)	43.43	3145	3565	4950				7778
	35	13574	2.4 (III)	50.73	2925	3637	4763				8030
	33	14378	2.3 (III)	53.82	2831	3661	4684				8120
	28	16813	1.9 (II)	62.87	2528	3714	4435				8360
	23	20693	1.6 (II)	77.46	1987	3756	4006				8655
	20	23303	1.2 (I)	87.06	1574	3762	3693				8808
	17	28630	1.1 (I)	106.95	559	3731	2987				9036
	16	28862	1.1 (I)	107.89	507	3729	2954				9044
	13	35460	0.9 (I)	132.54	0	3632	1917				9208
12	38996	0.8 (I)	145.71	0	3561	1263	9258				
53	8836	3.2 (III)	33.04	5756	3140	8154	8691	SK 72 - 132 SP/4	562.2	C90	
	41	11670	3.1 (III)	43.71	5502	3327	7945				9331
53	8886	5.0 (III)	33.24	5763	3153	8160	8715	SK 73 - 132 SP/4	584.2	C91	
	47	10062	4.4 (III)	37.63	5642	3224	8059				8981
	39	12196	3.9 (III)	45.66	5415	3326	7870				9396
	34	13962	3.5 (III)	52.24	5220	3390	7709				9689
	29	16136	3.1 (III)	60.46	4970	3449	7505				9999
	24	19977	2.4 (III)	74.87	4500	3516	7128				10447
	19	24391	1.9 (II)	91.38	3914	3547	6668				10847
	18	26831	1.3 (I)	100.46	3568	3548	6400				11029
	14	33218	1.3 (I)	124.41	2571	3513	5654				11240
	14	33262	1.5 (II)	124.57	2564	3513	5649				11240
	11	44349	1.1 (I)	166.03	407	3357	4175				11240
8.6	54905	0.9 (I)	205.61	0	3133	2506	11240				
14	33053	1.3 (I)	124.65	2599	3527	5674	11240	SK 73/32 - 132 SP/4	650.4	C99	
	13	37428	1.2 (I)	141.11	1830	3478	5123				11240
	10	45367	1.0 (I)	171.23	169	3351	4027				11240
44	10798	3.4 (III)	40.45	8795	5931	12687	13606	SK 82 - 132 SP/4	802.5	C92	
	36	13022	3.6 (III)	48.82	8644	6202	12550				14302


Helical gear unit

7.50 hp 10.0 hp



P_1 [hp]	n_2 [rpm]	M_2 [lb-in]	f_B (AGMA Class)	i_{ges}	F_R [lb]	F_A	$F_{R VL}$ [lb]	$F_{A VL}$	Type		 inch		
7.50	29	16501	4.8 (III)	61.89	8362	6512	12294	14613	SK 83 - 132 SP/4	820.1	C93		
	25	18744	4.2 (III)	70.24	8184	6681	12134	14613					
	22	21533	3.7 (III)	80.62	7956	6860	11931	14613					
	17	27765	2.9 (III)	104.00	7419	7165	11458	14613					
	13	36500	1.8 (II)	136.78	6601	7443	10755	14613					
	11	43979	1.8 (II)	164.70	5836	7587	10113	14613					
	8.2	57815	1.4 (II)	216.61	4236	7705	8820	14613	SK 83/42 - 132 SP/4	919.3	C100		
	14	33660	2.1 (III)	126.50	6875	7387	10990	14613					
	12	39509	1.8 (II)	148.94	6300	7530	10501	14613					
	8.8	53318	1.3 (I)	200.37	4785	7706	9256	14613					
	7.5	62583	1.1 (I)	235.92	3621	7736	8342	14613					
	6.4	73181	1.0 (I)	275.58	2101	7707	7210	14613	SK 93 - 132 SP/4	1214.7	C95		
	19	24952	5.0 (III)	93.34	10809	11925	15645	17985					
	16	29176	3.5 (III)	109.14	10479	12361	15359	17985					
9.4	50205	2.5 (III)	187.89	8581	13826	13777	17985	SK 93/42 - 132 SP/4	1314	C100			
9.7	48257	2.2 (III)	181.16	8775	13759	13936	17985						
7.4	63816	1.7 (II)	239.74	7100	14448	12608	17985						
6.1	76354	1.4 (II)	287.83	5517	14838	11417	17985						
5.3	88265	1.2 (I)	333.02	3759	15111	10176	17985						
3.9	121149	0.9 (I)	457.30	0	15524	6049	17985	SK 93/52 - 132 SP/4	1377.9	C100			
14	33766	3.2 (III)	127.50	10101	12796	15036	17985						
11	42653	2.5 (III)	161.32	9313	13433	14376	17985	SK 103 - 132 MP/4	1713	C97			
10.00	8.5	74046	2.8 (III)	207.47	13441	20888	21646				26977		
	11	54975	3.2 (III)	154.63	14886	19641	22887				26977		
	9.6	65626	2.7 (III)	184.62	14104	20411	22209				26977		
	7.2	86897	2.0 (III)	244.77	12346	21593	20736				26977		
	6.0	105329	1.7 (II)	296.69	10582	22353	19318				26977		
	5.2	121151	1.5 (II)	340.13	8854	22866	17990				26977		
3.8	166286	1.1 (I)	467.81	2203	23842	13539	26977				SK 22 - 132 MP/4	178.6	C80
631	998	1.0 (I)	2.79	0	511	1338	808						
500	1261	0.9 (I)	3.53	0	504	1367	820						
443	1423	0.9 (I)	3.97	0	493	1376	823						
381	1655	0.8 (I)	4.62	0	473	1380	821						
306	2060	0.9 (I)	5.79	0	506	1449	861						
271	2325	0.9 (I)	6.51	0	478	1435	853						
257	2449	0.9 (I)	6.86	0	491	1426	866						
233	2704	0.8 (I)	7.57	0	430	1406	834	SK 32 - 132 MP/4	202.8	C82			
595	1060	3.6 (III)	2.96	480	831	1762	1090						
471	1338	3.0 (III)	3.75	494	862	1833	1131						
399	1580	2.6 (III)	4.43	501	878	1877	1155						
333	1890	3.0 (III)	5.28	531	958	1985	1224						
321	1960	2.0 (III)	5.50	432	887	1925	1179						
310	2032	2.6 (III)	5.70	527	947	1988	1222						
263	2399	2.2 (III)	6.74	423	953	2022	1239						
250	2516	1.6 (II)	7.05	197	877	1961	1193						
224	2818	2.1 (III)	7.90	324	972	2051	1264						
212	2977	1.8 (II)	8.36	202	942	2046	1250						
180	3497	1.6 (II)	9.80	60	948	2031	1267						

Helical gear unit






10.0 hp

P_1 [hp]	n_2 [rpm]	M_2 [lb-in]	f_B (AGMA Class)	i_{ges}	F_R [lb]	F_A	$F_{R VL}$ [lb]	$F_{A VL}$	Type		 inch
10.00	151	4176	1.5 (II)	11.71	0	940	2007	1276	SK 32 - 132 MP/4	202.8	C82
	122	5186	1.1 (I)	14.55	0	917	1963	1281			
	118	5360	0.8 (I)	15.03	0	839	1954	1236			
	109	5797	1.0 (I)	16.25	0	882	1931	1270			
	95	6657	0.8 (I)	18.67	0	769	1878	1215			
10.00	583	1082	4.9 (III)	3.02	697	1167	2194	1073	SK 42 - 132 MP/4	235.9	C84
	549	1148	4.8 (III)	3.21	706	1185	2220	1085			
	504	1250	4.7 (III)	3.50	719	1212	2257	1102			
	452	1394	4.4 (III)	3.89	734	1245	2304	1122			
	385	1636	4.2 (III)	4.58	756	1293	2369	1150			
	346	1821	4.8 (III)	5.10	788	1373	2433	1199			
	329	1913	3.8 (III)	5.35	775	1338	2416	1174			
	306	2058	4.9 (III)	5.75	810	1430	2416	1230			
	285	2211	4.3 (III)	6.19	813	1437	2399	1231			
	265	2378	4.3 (III)	6.65	828	1478	2387	1254			
	243	2596	3.7 (III)	7.28	830	1486	2363	1254			
	208	3035	3.1 (III)	8.50	844	1529	2318	1270			
	173	3640	2.8 (III)	10.20	864	1600	2254	1298			
	144	4382	2.4 (III)	12.28	874	1653	2163	1310			
	123	5133	2.0 (III)	14.38	879	1695	2059	1317			
	117	5394	2.0 (III)	15.12	868	1673	2014	1298			
	100	6318	1.7 (II)	17.71	0	1682	1859	1290			
	98	6402	1.4 (II)	17.92	0	1576	1826	1224			
	82	7676	1.3 (I)	21.50	0	1549	1033	1202			
	81	7801	1.2 (I)	21.87	0	1633	1291	1262			
	72	8812	0.9 (I)	24.67	0	1521	0	1188			
	68	9243	1.2 (I)	25.88	0	1450	0	1141			
	58	10881	0.9 (I)	30.46	0	1392	0	1108			
10.00	200	3154	4.7 (III)	8.83	2234	4345	4496	5536	SK 52 - 132 MP/4	299.8	C86
	167	3777	4.1 (III)	10.58	2348	4731	4496	5813			
	131	4807	3.4 (III)	13.45	2509	5078	4496	6203			
	126	4997	3.4 (III)	14.00	2516	5093	4496	6239			
	99	6360	2.7 (III)	17.81	2679	5339	4496	6647			
	90	6988	2.4 (III)	19.60	2740	5339	4496	6806			
	82	7731	2.2 (III)	21.68	2806	5339	4496	6977			
	74	8532	2.0 (III)	23.92	2856	5339	4496	7129			
	73	8602	1.7 (II)	24.07	2805	5339	4496	7061			
	67	9439	1.8 (II)	26.46	2918	5339	4496	7302			
	61	10301	1.7 (II)	28.85	2914	5339	4496	7369			
	54	11620	1.0 (I)	32.56	3017	5339	4460	7623			
	49	12855	1.0 (I)	36.03	3016	5339	4414	7795			
	48	13110	1.3 (I)	36.69	3001	5339	4404	7797			
	44	14405	1.2 (I)	40.37	2920	5339	4349	7955			
10.00	112	5644	4.7 (III)	15.80	3732	2847	5466	6009	SK 62 - 132 MP/4	425.5	C88
	97	6484	4.2 (III)	18.14	3658	2927	5400	6213			
	48	13242	2.0 (III)	37.05	2978	3266	4810	7254			
10.00	102	6201	4.6 (III)	17.37	3662	2878	5402	6118	SK 63 - 132 MP/4	421.1	C89
	85	7430	3.8 (III)	20.77	3565	2993	5316	6404			
	80	7846	3.6 (III)	21.98	3507	3001	5264	6459			
	67	9402	3.0 (III)	26.28	3374	3112	5148	6749			
	57	11036	2.9 (III)	30.91	3206	3183	5003	6980			
	49	12904	2.5 (III)	36.11	3001	3241	4828	7199			


Helical gear unit

10.0 hp



P_1 [hp]	n_2 [rpm]	M_2 [lb-in]	f_B (AGMA Class)	i_{ges}	F_R [lb]	F_A	$F_{R VL}$ [lb]	$F_{A VL}$	Type		
10.00	41	15522	2.1 (III)	43.43	2691	3294	4569	7447	SK 63 - 132 MP/4	421.1	C89
	35	18151	1.8 (II)	50.73	2350	3320	4292	7642			
	33	19225	1.7 (II)	53.82	2201	3324	4173	7709			
	28	22481	1.4 (II)	62.87	1709	3320	3794	7877			
	23	27669	1.2 (I)	77.46	764	3270	3122	8060			
	20	31158	0.9 (I)	87.06	0	3214	2616	8137			
	16	38281	0.9 (I)	106.95	0	3058	1402	8211			
16	38592	0.8 (I)	107.89	0	3050	1342	8212				
81	7755	4.6 (III)	21.72	5897	2797	8274	7700	SK 72 - 132 MP/4	577.6	C90	
53	11814	2.4 (III)	33.04	5440	2966	7890	8465				
40	15603	2.3 (III)	43.71	5072	3108	7592	9047				
62	10124	4.4 (III)	28.32	5636	2912	8054	8186	SK 73 - 132 MP/4	599.7	C91	
53	11881	3.7 (III)	33.24	5449	2981	7898	8492				
47	13454	3.3 (III)	37.63	5277	3029	7756	8728				
39	16307	2.9 (III)	45.66	4949	3089	7489	9089				
34	18669	2.6 (III)	52.24	4664	3118	7259	9336				
29	21576	2.3 (III)	60.46	4294	3135	6965	9590				
24	26712	1.8 (II)	74.87	3585	3126	6413	9939				
19	32613	1.4 (II)	91.38	2672	3070	5728	10225				
18	35876	1.0 (I)	100.46	2112	3024	5323	10344				
14	44416	1.0 (I)	124.41	392	2864	4165	10554				
14	44475	1.1 (I)	124.57	378	2862	4157	10555				
14	44275	1.0 (I)	124.65	424	2876	4186	10574	SK 73/32 - 132 MP/4	665.8	C99	
13	50135	0.9 (I)	141.11	0	2741	3298	10655				
44	14438	2.5 (III)	40.45	8522	5744	12438	13377	SK 82 - 132 MP/4	817.9	C92	
36	17412	2.7 (III)	48.82	8310	5981	12248	14030				
40	15834	5.0 (III)	44.38	8414	5853	12341	13687	SK 83 - 132 MP/4	835.6	C93	
34	18397	4.3 (III)	51.51	8212	6026	12159	14195				
29	22064	3.6 (III)	61.89	7911	6225	11892	14613				
25	25062	3.2 (III)	70.24	7656	6355	11666	14613				
22	28793	2.8 (III)	80.62	7327	6484	11378	14613				
17	37124	2.2 (III)	104.00	6539	6679	10703	14613				
11	58805	1.3 (I)	164.70	4112	6814	8722	14613				
14	45089	1.6 (II)	126.50	5716	6792	10015	14613	SK 83/42 - 132 MP/4	934.8	C100	
12	52923	1.3 (I)	148.94	4832	6831	9293	14613				
8.8	71420	1.0 (I)	200.37	2370	6761	7406	14613				
7.5	83831	0.8 (I)	235.92	283	6624	5970	14613				
24	25860	4.6 (III)	72.47	10740	10933	15585	17985	SK 93 - 132 MP/4	1230.2	C95	
19	33364	3.7 (III)	93.34	10135	11554	15065	17985				
16	39012	2.6 (III)	109.14	9645	11926	14652	17985				
9.4	67129	1.8 (II)	187.89	6704	13072	12303	17985				
9.7	64641	1.7 (II)	181.16	7003	13029	12533	17985	SK 93/42 - 132 MP/4	1329.4	C100	
7.3	85483	1.3 (I)	239.74	4197	13479	10476	17985				
6.1	102278	1.1 (I)	287.83	1210	13678	8558	17985				
5.3	118233	0.9 (I)	333.02	0	13768	6467	17985				
14	45230	2.4 (III)	127.50	9070	12288	14176	17985	SK 93/52 - 132 MP/4	1393.3	C100	
11	57135	1.9 (II)	161.32	7855	12789	13197	17985				

Helical gear unit




15.0 hp



P ₁ [hp]	n ₂ [rpm]	M ₂ [lb-in]	f _B (AGMA Class)	i _{ges}	F _R [lb]	F _A	F _{R VL} [lb]	F _{A VL}	Type	lb	inch inch
15.00	25	37611	4.7 (III)	70.38	16032	15721	23904	26540	SK 103 - 160 MP/4	1781.3	C97
	22	43511	4.2 (III)	81.40	15659	16258	23570	26977			
	13	72917	2.8 (III)	136.51	13532	18109	21723	26977			
	8.5	110755	1.9 (II)	207.47	10014	19421	18875	26977			
	17	56144	3.2 (III)	105.36	14803	17209	22813	26977	SK 103/52 - 160 MP/4	1944.5	C100
	14	65328	2.7 (III)	122.42	14127	17750	22229	26977			
	11	82378	2.1 (III)	154.63	12744	18542	21063	26977			
	9.6	98337	1.8 (II)	184.62	11281	19102	19872	26977			
	7.2	130211	1.4 (II)	244.77	7756	19865	17179	26977			
	6.0	157831	1.1 (I)	296.69	3735	20261	14458	26977			
	5.2	181539	1.0 (I)	340.13	0	20462	11765	26977			
	584	1618	3.3 (III)	3.02	636	1031	2042	988	SK 42 - 160 MP/4	304.2	C84
	551	1717	3.2 (III)	3.21	641	1041	2059	994			
	506	1869	3.1 (III)	3.50	648	1053	2082	1003			
	453	2085	3.0 (III)	3.89	655	1067	2109	1012			
	386	2447	2.8 (III)	4.58	663	1081	2141	1021			
	347	2724	3.2 (III)	5.10	694	1158	2236	1071			
	330	2861	2.5 (III)	5.35	667	1086	2161	1024			
	307	3079	3.3 (III)	5.75	707	1191	2283	1091			
	286	3308	2.9 (III)	6.19	699	1170	2266	1077			
266	3557	2.9 (III)	6.65	709	1197	2264	1093				
244	3882	2.5 (III)	7.28	697	1167	2220	1072				
208	4540	2.1 (III)	8.50	688	1149	2132	1058				
174	5444	1.9 (II)	10.20	683	1148	2003	1053				
144	6555	1.6 (II)	12.28	0	1104	1809	1021				
123	7678	1.3 (I)	14.38	0	1050	1303	984				
117	8068	1.4 (II)	15.12	0	982	512	942				
100	9450	1.1 (I)	17.71	0	888	0	881				
81	11668	0.8 (I)	21.87	0	706	0	771				
548	1727	4.9 (III)	3.23	1622	2784	4496	4130	SK 52 - 160 MP/4	368.2	C86	
522	1812	4.9 (III)	3.40	1644	2833	4496	4184				
483	1956	4.8 (III)	3.67	1678	2910	4496	4270				
434	2177	4.6 (III)	4.08	1727	3022	4496	4392				
383	2466	4.3 (III)	4.61	1783	3157	4496	4537				
347	2726	4.4 (III)	5.08	1851	3318	4496	4687				
316	2988	3.5 (III)	5.60	1871	3378	4496	4766				
306	3088	4.1 (III)	5.79	1911	3473	4496	4841				
290	3264	4.0 (III)	6.09	1945	3561	4496	4921				
275	3437	3.9 (III)	6.42	1963	3612	4496	4975				
243	3892	3.6 (III)	7.27	2022	3781	4496	5133				
230	4116	3.4 (III)	7.70	2058	3882	4496	5218				
200	4718	3.1 (III)	8.83	2114	4060	4496	5380				
167	5649	2.8 (III)	10.58	2209	4378	4496	5633				
131	7190	2.3 (III)	13.45	2340	4767	4496	5987				
126	7474	2.3 (III)	14.00	2332	4753	4496	6002				
99	9513	1.8 (II)	17.81	2457	5024	4496	6361				
90	10453	1.6 (II)	19.60	2499	5120	4496	6497				
82	11564	1.4 (II)	21.68	2542	5217	4462	6641				
74	12762	1.3 (I)	23.92	2562	5270	4418	6752				
67	14119	1.2 (I)	26.46	2393	5339	4362	6892				
168	5621	4.9 (III)	10.55	3714	2453	5450	5235	SK 62 - 160 MP/4	493.8	C88	
153	6197	4.4 (III)	11.59	3684	2520	5423	5382				
127	7431	3.7 (III)	13.92	3573	2599	5324	5608				
112	8441	3.1 (III)	15.80	3478	2651	5240	5765				
97	9698	2.8 (III)	18.14	3355	2702	5133	5934				
48	19807	1.3 (I)	37.05	2139	2809	4129	6689				


Helical gear unit

15.0 hp



Helical gear unit

P_1 [hp]	n_2 [rpm]	M_2 [lb-in]	f_B (AGMA Class)	i_{ges}	F_R [lb]	F_A	$F_{R VL}$ [lb]	$F_{A VL}$	Type		 inch
15.00	102	9274	3.1 (III)	17.37	3365	2651	5138	5837	SK 63 - 160 MP/4	489.4	C89
	85	11113	2.5 (III)	20.77	3198	2731	4996	6079			
	81	11736	2.4 (III)	21.98	3104	2715	4912	6104			
	67	14063	2.0 (III)	26.28	2868	2781	4716	6339			
	57	16507	1.9 (II)	30.91	2567	2795	4468	6500			
	49	19302	1.7 (II)	36.11	2190	2788	4165	6639			
	41	23217	1.4 (II)	43.43	1588	2749	3704	6773			
	35	27149	1.2 (I)	50.73	871	2683	3194	6855			
	33	28756	1.1 (I)	53.82	531	2650	2969	6876			
	28	33626	1.0 (I)	62.87	0	2532	2226	6905			
	123	7656	4.7 (III)	14.33	5906	2421	8282	6731	SK 72 - 160 MP/4	646	C90
	105	8991	4.0 (III)	16.86	5775	2486	8172	6992			
	82	11559	3.4 (III)	21.64	5468	2540	7913	7355			
	81	11600	3.1 (III)	21.72	5510	2577	7951	7407			
	62	15267	2.3 (III)	28.63	5110	2647	7623	7844			
	53	17671	1.6 (II)	33.04	4762	2615	7336	7999			
	41	23339	1.5 (II)	43.71	4120	2668	6834	8464			
	98	9622	4.6 (III)	18.00	5688	2493	8097	7078	SK 73 - 160 MP/4	668	C91
	86	11033	4.0 (III)	20.62	5540	2538	7974	7297			
	76	12493	3.5 (III)	23.34	5383	2574	7843	7494			
	62	15143	2.9 (III)	28.32	5085	2615	7599	7793			
	53	17771	2.5 (III)	33.24	4774	2634	7348	8031			
	47	20123	2.2 (III)	37.63	4482	2636	7113	8207			
	39	24392	1.9 (II)	45.66	3914	2613	6668	8459			
	34	27925	1.8 (II)	52.24	3407	2574	6277	8615			
	29	32272	1.5 (II)	60.46	2728	2506	5769	8758			
	24	39954	1.2 (I)	74.87	1345	2348	4789	8911			
19	48781	1.0 (I)	91.38	0	2121	3511	8971				
	66	14218	4.0 (III)	26.62	8539	4984	12453	11691	SK 82 - 160 MP/4	886.3	C92
	55	17146	3.4 (III)	32.12	8330	5179	12266	12249			
	44	21596	1.7 (II)	40.45	7950	5361	11926	12890			
	36	26044	1.8 (II)	48.82	7600	5529	11619	13456			
	63	14952	4.8 (III)	28.03	8482	5033	12403	11835	SK 83 - 160 MP/4	903.9	C93
	54	17372	4.4 (III)	32.52	8293	5173	12232	12265			
	45	20835	3.8 (III)	39.08	8013	5332	11982	12787			
	40	23684	3.3 (III)	44.38	7774	5434	11770	13154			
	34	27518	2.9 (III)	51.51	7441	5539	11478	13578			
	29	33002	2.4 (III)	61.89	6938	5642	11043	14078			
	25	37487	2.1 (III)	70.24	6504	5693	10672	14414			
	22	43067	1.8 (II)	80.62	5932	5725	10193	14613			
	17	55529	1.5 (II)	104.00	4519	5701	9044	14613			
11	87958	0.9 (I)	164.70	0	5268	5458	14613				
	14	67563	1.0 (I)	126.50	2935	5599	7822	14613	SK 83/42 - 160 MP/4	1003.1	C100
	12	79303	0.9 (I)	148.94	1101	5431	6511	14613			
	50	18947	4.5 (III)	35.47	11272	8922	16052	17985	SK 92 - 160 MP/4	1274.3	C94
	38	24906	4.3 (III)	46.57	10813	9470	15648	17985	SK 93 - 160 MP/4	1298.5	C95
	33	28711	3.8 (III)	53.80	10516	9759	15391	17985			
	29	32936	3.4 (III)	61.63	10171	10032	15095	17985			
	24	38681	3.1 (III)	72.47	9674	10341	14677	17985			




15.0 hp
20.0 hp

P_1 [hp]	n_2 [rpm]	M_2 [lb-in]	f_B (AGMA Class)	i_{ges}	F_R [lb]	F_A [lb]	$F_{R VL}$ [lb]	$F_{A VL}$ [lb]	Type			
15.00	19	49905	2.5 (III)	93.34	8611	10793	13802	17985	SK 93 - 160 MP/4	1298.5	C95	
	16	58353	1.8 (II)	109.14	7721	11037	13092	17985				
	14	65681	1.9 (II)	123.05	6879	11199	12438	17985				
	9.4	100410	1.2 (I)	187.89	1592	11549	8785	17985				
	9.7	96861	1.1 (I)	181.16	2276	11554	9206	17985	SK 93/42 - 160 MP/4	1397.7	C100	
		7.4	128092	0.8 (0)	239.74	0	11532	5005				17985
	17	56415	1.9 (II)	106.25	7933	11002	13258	17985	SK 93/52 - 160 MP/4	1461.7	C100	
		14	67775	1.6 (II)	127.50	6626	11253	12243				17985
		11	85613	1.3 (I)	161.32	4177	11485	10462				17985
	20.00	33	37639	4.7 (III)	52.98	16030	14301	23903	24200	SK 103 - 160 LP/4	1845.3	C97
29		43143	4.1 (III)	60.71	15683	14744	23591	25021				
25		50007	3.5 (III)	70.38	15229	15218	23188	25916				
22		57851	3.1 (III)	81.40	14681	15677	22707	26802				
13		96949	2.1 (III)	136.51	11415	17144	19979	26977				
8.6		147257	1.4 (II)	207.47	5421	17962	15547	26977				
17		74715	2.4 (III)	105.36	13387	16460	21600	26977	SK 103/52 - 160 LP/4	2008.4	C100	
		14	86937	2.0 (III)	122.42	12342	16881	20734				26977
		11	109626	1.6 (II)	154.63	10134	17450	18968				26977
		9.6	130864	1.4 (II)	184.62	7674	17800	17120				26977
		7.3	173280	1.0 (I)	244.77	758	18145	12746				26977
		6.0	210037	0.8 (0)	296.69	0	18180	7955				26977
586		2151	2.5 (III)	3.02	575	898	1891	903	SK 42 - 160 LP/4	368.2	C84	
		552	2283	2.4 (III)	3.21	577	899	1900				904
		507	2486	2.4 (III)	3.50	578	898	1909				905
		455	2772	2.2 (III)	3.89	577	893	1915				903
		387	3253	2.1 (III)	4.58	572	875	1914				893
		348	3622	2.4 (III)	5.10	601	949	2011				944
	331	3804	1.9 (II)	5.35	560	844	1896	874				
	308	4093	2.5 (III)	5.75	605	960	2036	953				
	287	4398	2.2 (III)	6.19	586	914	1992	923				
	267	4729	2.2 (III)	6.65	591	928	2017	934				
	244	5162	1.8 (II)	7.28	507	863	1954	892				
	209	6036	1.6 (II)	8.50	0	792	1892	847				
	174	7238	1.4 (II)	10.20	0	728	1664	809				
	145	8715	1.2 (I)	12.28	0	603	0	733				
	123	10208	1.0 (I)	14.38	0	472	0	654				
	118	10727	1.0 (I)	15.12	0	367	0	587				
	100	12564	0.8 (0)	17.71	0	182	0	475				
	639	1973	4.0 (III)	2.78	1513	2558	4315	3908				SK 52 - 160 LP/4
549		2296	3.7 (III)	3.23	1573	2689	4405	4065				
523		2410	3.7 (III)	3.40	1592	2732	4431	4116				
485		2601	3.6 (III)	3.67	1623	2800	4469	4197				
435		2895	3.4 (III)	4.08	1665	2898	4496	4311				
385		3278	3.2 (III)	4.61	1714	3015	4496	4445				
348		3624	3.3 (III)	5.08	1781	3175	4496	4596				
317		3973	2.6 (III)	5.60	1788	3202	4496	4655				
307		4106	3.1 (III)	5.79	1832	3307	4496	4738				
290		4340	3.0 (III)	6.09	1865	3389	4496	4816				
276		4570	2.9 (III)	6.42	1875	3424	4496	4861				

Helical gear unit

20.0 hp



P_1 [hp]	n_2 [rpm]	M_2 [lb-in]	f_B (AGMA Class)	i_{ges}	F_R [lb]	F_A	$F_{R VL}$ [lb]	$F_{A VL}$	Type	lb	inch C
20.00	244	5175	2.7 (III)	7.27	1924	3563	4496	5004	SK 52 - 160 LP/4	432.1	C86
	230	5472	2.6 (III)	7.70	1957	3656	4496	5086			
	201	6273	2.4 (III)	8.83	1994	3785	4496	5225			
	168	7511	2.1 (III)	10.58	2071	4042	4496	5454			
	132	9560	1.7 (II)	13.45	2173	4438	4496	5771			
	127	9938	1.7 (II)	14.00	2150	4400	4447	5767			
	100	12648	1.3 (I)	17.81	1927	4616	4256	6078			
	91	13898	1.2 (I)	19.60	1675	4677	4104	6190			
	82	15375	1.1 (I)	21.68	1361	4734	3905	6306			
	74	16968	1.0 (I)	23.92	822	4731	3506	6379			
67	18772	0.9 (I)	26.46	400	4766	3217	6484				
	335	3759	4.4 (III)	5.29	3844	2019	5521	4287	SK 62 - 160 LP/4	557.8	C88
	280	4508	3.8 (III)	6.35	3774	2088	5502	4472			
	202	6232	4.3 (III)	8.78	3659	2254	5400	4871			
	169	7473	3.7 (III)	10.55	3543	2316	5296	5063			
	153	8239	3.3 (III)	11.59	3497	2376	5257	5203			
	128	9881	2.8 (III)	13.92	3337	2428	5117	5394			
	112	11224	2.4 (III)	15.80	3199	2456	4997	5523			
	98	12894	2.1 (III)	18.14	3017	2478	4843	5657			
	48	26335	1.0 (I)	37.05	1060	2355	3332	6127			
		102	12331	2.3 (III)	17.37	3037	2425	4855			
85		14776	1.9 (II)	20.77	2783	2471	4645	5756			
81		15605	1.8 (II)	21.98	2645	2430	4526	5752			
67		18698	1.5 (II)	26.28	2275	2452	4232	5931			
57		21947	1.4 (II)	30.91	1794	2409	3859	6022			
49		25664	1.3 (I)	36.11	1158	2338	3392	6081			
41		30869	1.1 (I)	43.43	24	2208	2659	6104			
35		36097	0.9 (I)	50.73	0	2051	1805	6073			
33		38233	0.9 (I)	53.82	0	1980	1412	6048			
		142	8873	4.0 (III)	12.52	5787	2235	8102	6340	SK 72 - 160 LP/4	709.9
	142	8873	4.0 (III)	12.52	5787	2235	8102	6340			
	124	10179	3.5 (III)	14.33	5656	2276	8072	6537			
	105	11954	3.0 (III)	16.86	5472	2317	7919	6765			
	82	15369	2.6 (III)	21.64	5038	2311	7560	7050			
	82	15423	2.3 (III)	21.72	5093	2358	7608	7116			
	62	20298	1.8 (II)	28.63	4512	2361	7142	7463			
	54	23495	1.2 (I)	33.04	4005	2265	6735	7535			
	41	31031	1.2 (I)	43.71	3009	2231	5989	7883			
		99	12793	3.5 (III)	18.00	5350	2305	7816	6827		
86		14669	3.0 (III)	20.62	5139	2323	7644	7011			
76		16610	2.7 (III)	23.34	4913	2331	7460	7170			
63		20134	2.2 (III)	28.32	4480	2321	7112	7401			
53		23628	1.9 (II)	33.24	4019	2289	6749	7573			
47		26755	1.7 (II)	37.63	3579	2245	6409	7689			
39		32431	1.5 (II)	45.66	2702	2140	5750	7831			
34		37128	1.3 (I)	52.24	1885	2033	5162	7898			
29		42909	1.2 (I)	60.46	730	1881	4381	7930			
24		53122	0.9 (I)	74.87	0	1575	2810	7888			
	107	11759	5.0 (III)	16.56	8737	4360	12635	10183	SK 82 - 160 LP/4	950.2	C92
	67	18904	3.0 (III)	26.62	8171	4732	12122	11370			
	55	22797	2.6 (III)	32.12	7876	4881	11862	11870			
	44	28714	1.3 (I)	40.45	7334	4981	11384	12407			
	36	34627	1.4 (II)	48.82	6822	5079	10948	12885			

Helical gear unit




20.0 hp
25.0 hp



P_1 [hp]	n_2 [rpm]	M_2 [lb-in]	f_B (AGMA Class)	i_{ges}	F_R [lb]	F_A	$F_{R VL}$ [lb]	$F_{A VL}$	Type						
20.00	85	14902	4.8 (III)	21.04	8486	4549	12406	10766	SK 83 - 160 LP/4	967.8	C93				
	73	17315	4.1 (III)	24.42	8298	4667	12236	11147							
	63	19880	3.6 (III)	28.03	8092	4768	12052	11498							
	55	23098	3.3 (III)	32.52	7824	4866	11814	11874							
	46	27701	2.9 (III)	39.08	7424	4965	11463	12321							
	40	31489	2.5 (III)	44.38	7079	5017	11165	12625							
	34	36587	2.2 (III)	51.51	6592	5055	10748	12964							
	29	43879	1.8 (II)	61.89	5846	5062	10122	13343							
	25	49842	1.6 (II)	70.24	5189	5035	9582	13581							
	22	57261	1.4 (II)	80.62	4306	4969	8875	13807							
	17	73830	1.1 (I)	104.00	2000	4729	7138	14105							
	20.00	50	25192	3.4 (III)	35.47	10816	8636	15653				17985	SK 92 - 160 LP/4	1338.2	C94
		57	22184	4.9 (III)	31.25	11018	8385	15827				17487			
		45	28023	3.9 (III)	39.54	10571	8802	15438				17985			
		38	33114	3.3 (III)	46.57	10156	9088	15082				17985			
		33	38173	2.8 (III)	53.80	9719	9320	14715				17985			
		29	43791	2.6 (III)	61.63	9207	9530	14288				17985			
25		51429	2.3 (III)	72.47	8457	9753	13677	17985							
19		66352	1.9 (II)	93.34	6798	10036	12375	17985							
16		77585	1.3 (I)	109.14	5348	10153	11294	17985							
14		87327	1.4 (II)	123.05	3909	10205	10278	17985							
9.4		133502	0.9 (I)	187.89	0	10034	4135	17985							
20.00		17	75075	1.4 (II)	106.25	5690	10144	11544	17985	SK 93/52 - 160 LP/4	1525.6	C100			
		14	90193	1.2 (I)	127.50	3445	10225	9964	17985						
	11	113932	0.9 (I)	161.32	0	10187	7061	17985							
25.00	39	40122	4.4 (III)	45.25	15874	13467	23763	22865	SK 103 - 180 MP/4	1918	C97				
	34	46917	3.8 (III)	52.98	15436	13922	23372	23728							
	29	53777	3.3 (III)	60.71	14970	14311	22960	24483							
	25	62333	2.8 (III)	70.38	14352	14718	22422	25295							
	22	72110	2.5 (III)	81.40	13597	15100	21778	26087							
25.00	17	93181	1.9 (II)	105.36	11772	15716	20267	26977	SK 103/52 - 180 MP/4	2081.2	C100				
	15	108424	1.6 (II)	122.42	10261	16017	19067	26977							
	11	136722	1.3 (I)	154.63	6910	16363	16573	26977							
	9.6	163209	1.1 (I)	184.62	2784	16505	13878	26977							
	7.3	216108	0.8 (I)	244.77	0	16436	7036	26977							
25.00	588	2682	2.0 (III)	3.02	514	753	1742	818	SK 42 - 180 MP/4	440.9	C84				
	554	2845	1.9 (II)	3.21	512	749	1741	815							
	509	3098	1.9 (II)	3.50	508	740	1736	807							
	456	3455	1.8 (II)	3.89	499	722	1723	794							
	389	4055	1.7 (II)	4.58	398	675	1688	766							
	349	4514	1.9 (II)	5.10	508	746	1786	818							
	332	4742	1.5 (II)	5.35	86	608	1632	725							
	309	5102	2.0 (III)	5.75	406	736	1791	816							
	287	5482	1.7 (II)	6.19	144	666	1720	770							
	267	5894	1.7 (II)	6.65	97	669	1734	775							
	245	6434	1.5 (II)	7.28	0	572	1635	712							
	209	7524	1.3 (I)	8.50	0	451	1019	638							
	175	9022	1.1 (I)	10.20	0	332	0	567							
	145	10864	1.0 (I)	12.28	0	135	0	446							
	124	12725	0.8 (I)	14.38	0	0	0	325							


Helical gear unit

25.0 hp





Helical gear unit

P_1 [hp]	n_2 [rpm]	M_2 [lb-in]	f_B (AGMA Class)	i_{ges}	F_R [lb]	F_A	$F_{R VL}$ [lb]	$F_{A VL}$	Type		 inch
25.00	641	2459	3.2 (III)	2.78	1471	2478	4078	3852	SK 52 - 180 MP/4	504.9	C86
	551	2862	3.0 (III)	3.23	1524	2594	4129	4000			
	525	3004	3.0 (III)	3.40	1541	2632	4142	4048			
	486	3242	2.9 (III)	3.67	1568	2692	4157	4124			
	437	3608	2.8 (III)	4.08	1604	2777	4168	4230			
	386	4086	2.6 (III)	4.61	1645	2876	4163	4354			
	349	4518	2.7 (III)	5.08	1712	3033	4379	4506			
	318	4953	2.1 (III)	5.60	1704	3029	4111	4545			
	308	5118	2.5 (III)	5.79	1754	3145	4363	4636			
	291	5409	2.4 (III)	6.09	1784	3221	4429	4712			
	277	5697	2.3 (III)	6.42	1789	3240	4330	4748			
	244	6451	2.1 (III)	7.27	1826	3351	4265	4876			
	231	6821	2.1 (III)	7.70	1857	3436	4326	4955			
	202	7819	1.9 (II)	8.83	1876	3519	4097	5071			
	168	9363	1.7 (II)	10.58	1933	3720	3990	5276			
	132	11916	1.4 (II)	13.45	1640	4020	3794	5558			
	127	12387	1.4 (II)	14.00	1199	3943	3430	5532			
	100	15766	1.1 (I)	17.81	554	4210	3032	5797			
	91	17324	1.0 (I)	19.60	187	4236	2778	5885			
	82	19165	0.9 (I)	21.68	0	4253	2458	5973			
439	3593	4.6 (III)	4.05	4.05	3859	1853	5065	3943	SK 62 - 180 MP/4	630.5	C88
	391	4032	4.6 (III)	4.56	3819	1892	5172	4050			
	336	4685	3.6 (III)	5.29	3758	1941	5304	4189			
	280	5619	3.0 (III)	6.35	3668	1995	5405	4356			
	236	6685	4.1 (III)	7.56	3617	2100	5362	4587			
	203	7768	3.4 (III)	8.78	3515	2140	5271	4728			
	169	9316	2.9 (III)	10.55	3361	2179	5135	4893			
	153	10270	2.7 (III)	11.59	3298	2233	5083	5026			
	128	12316	2.2 (III)	13.92	3081	2257	4897	5182			
	113	13990	1.9 (II)	15.80	2892	2263	4738	5283			
	98	16072	1.7 (II)	18.14	2640	2256	4530	5380			
103	15371	1.8 (II)	17.37	17.37	2674	2201	4550	5279	SK 63 - 180 MP/4	626.1	C89
	86	18417	1.5 (II)	20.77	2313	2212	4263	5435			
	81	19451	1.5 (II)	21.98	2123	2146	4104	5400			
	68	23307	1.2 (I)	26.28	1573	2125	3693	5526			
	58	27356	1.2 (I)	30.91	829	2025	3165	5548			
	49	31989	1.0 (I)	36.11	0	1889	2488	5527			
41	38478	0.8 (I)	43.43	0	1669	1365	5438				
277	5685	4.3 (III)	6.42	6.42	4963	1850	6675	5219	SK 72 - 180 MP/4	782.6	C90
	188	8374	5.0 (III)	9.46	5421	2016	7381	5778			
	164	9606	4.3 (III)	10.84	5522	2048	7598	5952			
	142	11060	3.2 (III)	12.52	5566	2109	7874	6171			
	142	11060	3.2 (III)	12.52	5566	2109	7874	6171			
	124	12688	2.8 (III)	14.33	5395	2132	7855	6344			
	106	14901	2.4 (III)	16.86	5152	2148	7656	6540			
	82	19224	1.9 (II)	21.72	4645	2141	7248	6826			
99	15946	2.8 (III)	18.00	18.00	4992	2118	7524	6578	SK 73 - 180 MP/4	804.7	C91
	86	18285	2.4 (III)	20.62	4711	2109	7297	6726			
	76	20705	2.1 (III)	23.34	4407	2088	7054	6848			
	63	25097	1.8 (II)	28.32	3816	2028	6591	7012			
	53	29452	1.5 (II)	33.24	3175	1945	6102	7117			
	47	33350	1.3 (I)	37.63	2549	1857	5638	7174			
	39	40425	1.2 (I)	45.66	1250	1669	4725	7208			
	34	46279	1.1 (I)	52.24	0	1494	3891	7185			
	29	53485	0.9 (I)	60.46	0	1259	2749	7107			




25.0 hp
30.0 hp



P_1 [hp]	n_2 [rpm]	M_2 [lb-in]	f_B (AGMA Class)	i_{ges}	F_R [lb]	F_A [lb]	$F_{R VL}$ [lb]	$F_{A VL}$ [lb]	Type																																																																																																																																																																																																																																																																																																																																																																																																													
25.00	125	12646	4.6 (III)	14.29	8672	4096	12576	9642	SK 82 - 180 MP/4	1022.9	C92																																																																																																																																																																																																																																																																																																																																																																																																											
	107	14657	4.0 (III)	16.56	8521	4206	12439	9985				85	18576	3.8 (III)	21.04	8197	4351	12146	10513	SK 83 - 180 MP/4	1040.6	C93	73	21583	3.3 (III)	24.42	7952	4438	11927	10854	64	24780	2.9 (III)	28.03	7680	4505	11687	11162	55	28791	2.6 (III)	32.52	7327	4561	11378	11486	46	34529	2.3 (III)	39.08	6792	4599	10918	11857	40	39251	2.0 (III)	44.38	6326	4602	10523	12098	35	45605	1.7 (II)	51.51	5660	4574	9968	12354	29	54694	1.5 (II)	61.89	4620	4485	9125	12613	25	62127	1.3 (I)	70.24	3681	4381	8389	12754	22	71375	1.1 (I)	80.62	2377	4218	7411	12858	66	23988	4.5 (III)	27.05	10883	7903	15709	16587	SK 93 - 180 MP/4	1435.2	C95	57	27653	3.9 (III)	31.25	10600	8129	15464	17162	45	34931	3.1 (III)	39.54	10002	8480	14952	17985	38	41277	2.6 (III)	46.57	9440	8709	14481	17985	33	47583	2.3 (III)	53.80	8842	8884	13990	17985	29	54585	2.1 (III)	61.63	8129	9031	13414	17985	25	64106	1.9 (II)	72.47	7066	9168	12581	17985	19	82707	1.5 (II)	93.34	4616	9283	10769	17985	17	93631	1.2 (I)	106.25	2859	9291	9578	17985	SK 93/52 - 180 MP/4	1598.4	C100	14	112485	1.0 (I)	127.50	0	9201	7255	17985	30.00	47	40333	4.4 (III)	37.90	15861	12680	23751	21572	SK 103 - 180 LP/4	1918	C97	39	48147	3.7 (III)	45.25	15355	13151	23299	22477	34	56301	3.1 (III)	52.98	14792	13552	22803	23274	29	64533	2.7 (III)	60.71	14187	13887	22280	23962	25	74799	2.4 (III)	70.38	13380	14226	21594	24692	22	86533	2.1 (III)	81.40	12378	14531	20763	25389	17	111858	1.6 (II)	105.36	9896	14980	18784	26547	SK 103/52 - 180 LP/4	2081.2	C100	15	130155	1.4 (II)	122.42	7763	15160	17185	26977	11	164125	1.1 (I)	154.63	2614	15283	13778	26977	9.6	195921	0.9 (I)	184.62	0	15216	9935	26977	588	3218	1.7 (II)	3.02	454	610	1592	734	SK 42 - 180 LP/4	440.9	C84	554	3414	1.6 (II)	3.21	448	596	1582	725	509	3718	1.6 (II)	3.50	382	572	1563	710	456	4146	1.5 (II)	3.89	190	533	1531	686	389	4866	1.4 (II)	4.58	0	456	1462	638	349	5417	1.6 (II)	5.10	0	540	1561	692	332	5690	1.3 (I)	5.35	0	356	1368	576	309	6123	1.6 (II)	5.75	0	516	1546	678	287	6578	1.4 (II)	6.19	0	416	1447	617	267	7073	1.5 (II)	6.65	0	413	1451	616	245	7721	1.2 (I)	7.28	0	276	687	533	209	9029	1.1 (I)	8.50	0	101	0	427	175	10827	1.0 (I)	10.20	0	0	0	324	145	13036	0.8 (I)	12.28	0	0	0	158	641	2951	2.7 (III)	2.78	1430	2401	3842	3799	SK 52 - 180 LP/4	504.9	C86	551	3434	2.5 (III)	3.23	1477	2503	3855	3938	525	3604	2.5 (III)	3.40	1491
	85	18576	3.8 (III)	21.04	8197	4351	12146	10513	SK 83 - 180 MP/4	1040.6	C93																																																																																																																																																																																																																																																																																																																																																																																																											
	73	21583	3.3 (III)	24.42	7952	4438	11927	10854																																																																																																																																																																																																																																																																																																																																																																																																														
	64	24780	2.9 (III)	28.03	7680	4505	11687	11162																																																																																																																																																																																																																																																																																																																																																																																																														
	55	28791	2.6 (III)	32.52	7327	4561	11378	11486																																																																																																																																																																																																																																																																																																																																																																																																														
	46	34529	2.3 (III)	39.08	6792	4599	10918	11857																																																																																																																																																																																																																																																																																																																																																																																																														
	40	39251	2.0 (III)	44.38	6326	4602	10523	12098																																																																																																																																																																																																																																																																																																																																																																																																														
	35	45605	1.7 (II)	51.51	5660	4574	9968	12354																																																																																																																																																																																																																																																																																																																																																																																																														
	29	54694	1.5 (II)	61.89	4620	4485	9125	12613																																																																																																																																																																																																																																																																																																																																																																																																														
	25	62127	1.3 (I)	70.24	3681	4381	8389	12754																																																																																																																																																																																																																																																																																																																																																																																																														
	22	71375	1.1 (I)	80.62	2377	4218	7411	12858																																																																																																																																																																																																																																																																																																																																																																																																														
	66	23988	4.5 (III)	27.05	10883	7903	15709	16587	SK 93 - 180 MP/4	1435.2	C95																																																																																																																																																																																																																																																																																																																																																																																																											
	57	27653	3.9 (III)	31.25	10600	8129	15464	17162																																																																																																																																																																																																																																																																																																																																																																																																														
	45	34931	3.1 (III)	39.54	10002	8480	14952	17985																																																																																																																																																																																																																																																																																																																																																																																																														
	38	41277	2.6 (III)	46.57	9440	8709	14481	17985																																																																																																																																																																																																																																																																																																																																																																																																														
	33	47583	2.3 (III)	53.80	8842	8884	13990	17985																																																																																																																																																																																																																																																																																																																																																																																																														
	29	54585	2.1 (III)	61.63	8129	9031	13414	17985																																																																																																																																																																																																																																																																																																																																																																																																														
25	64106	1.9 (II)	72.47	7066	9168	12581	17985																																																																																																																																																																																																																																																																																																																																																																																																															
19	82707	1.5 (II)	93.34	4616	9283	10769	17985																																																																																																																																																																																																																																																																																																																																																																																																															
17	93631	1.2 (I)	106.25	2859	9291	9578	17985	SK 93/52 - 180 MP/4	1598.4	C100																																																																																																																																																																																																																																																																																																																																																																																																												
14	112485	1.0 (I)	127.50	0	9201	7255	17985																																																																																																																																																																																																																																																																																																																																																																																																															
30.00	47	40333	4.4 (III)	37.90	15861	12680	23751	21572	SK 103 - 180 LP/4	1918	C97																																																																																																																																																																																																																																																																																																																																																																																																											
	39	48147	3.7 (III)	45.25	15355	13151	23299	22477																																																																																																																																																																																																																																																																																																																																																																																																														
	34	56301	3.1 (III)	52.98	14792	13552	22803	23274																																																																																																																																																																																																																																																																																																																																																																																																														
	29	64533	2.7 (III)	60.71	14187	13887	22280	23962																																																																																																																																																																																																																																																																																																																																																																																																														
	25	74799	2.4 (III)	70.38	13380	14226	21594	24692																																																																																																																																																																																																																																																																																																																																																																																																														
	22	86533	2.1 (III)	81.40	12378	14531	20763	25389																																																																																																																																																																																																																																																																																																																																																																																																														
	17	111858	1.6 (II)	105.36	9896	14980	18784	26547	SK 103/52 - 180 LP/4	2081.2	C100																																																																																																																																																																																																																																																																																																																																																																																																											
	15	130155	1.4 (II)	122.42	7763	15160	17185	26977																																																																																																																																																																																																																																																																																																																																																																																																														
	11	164125	1.1 (I)	154.63	2614	15283	13778	26977																																																																																																																																																																																																																																																																																																																																																																																																														
	9.6	195921	0.9 (I)	184.62	0	15216	9935	26977																																																																																																																																																																																																																																																																																																																																																																																																														
	588	3218	1.7 (II)	3.02	454	610	1592	734	SK 42 - 180 LP/4	440.9	C84																																																																																																																																																																																																																																																																																																																																																																																																											
	554	3414	1.6 (II)	3.21	448	596	1582	725																																																																																																																																																																																																																																																																																																																																																																																																														
	509	3718	1.6 (II)	3.50	382	572	1563	710																																																																																																																																																																																																																																																																																																																																																																																																														
	456	4146	1.5 (II)	3.89	190	533	1531	686																																																																																																																																																																																																																																																																																																																																																																																																														
	389	4866	1.4 (II)	4.58	0	456	1462	638																																																																																																																																																																																																																																																																																																																																																																																																														
	349	5417	1.6 (II)	5.10	0	540	1561	692																																																																																																																																																																																																																																																																																																																																																																																																														
	332	5690	1.3 (I)	5.35	0	356	1368	576																																																																																																																																																																																																																																																																																																																																																																																																														
	309	6123	1.6 (II)	5.75	0	516	1546	678																																																																																																																																																																																																																																																																																																																																																																																																														
287	6578	1.4 (II)	6.19	0	416	1447	617																																																																																																																																																																																																																																																																																																																																																																																																															
267	7073	1.5 (II)	6.65	0	413	1451	616																																																																																																																																																																																																																																																																																																																																																																																																															
245	7721	1.2 (I)	7.28	0	276	687	533																																																																																																																																																																																																																																																																																																																																																																																																															
209	9029	1.1 (I)	8.50	0	101	0	427																																																																																																																																																																																																																																																																																																																																																																																																															
175	10827	1.0 (I)	10.20	0	0	0	324																																																																																																																																																																																																																																																																																																																																																																																																															
145	13036	0.8 (I)	12.28	0	0	0	158																																																																																																																																																																																																																																																																																																																																																																																																															
641	2951	2.7 (III)	2.78	1430	2401	3842	3799	SK 52 - 180 LP/4				504.9	C86																																																																																																																																																																																																																																																																																																																																																																																																									
551	3434	2.5 (III)	3.23	1477	2503	3855	3938																																																																																																																																																																																																																																																																																																																																																																																																															
525	3604	2.5 (III)	3.40	1491	2535	3854	3983																																																																																																																																																																																																																																																																																																																																																																																																															


Helical gear unit

30.0 hp



Helical gear unit

P_1 [hp]	n_2 [rpm]	M_2 [lb-in]	f_B (AGMA Class)	i_{ges}	F_R [lb]	F_A	$F_{R VL}$ [lb]	$F_{A VL}$	Type		
30.00	486	3890	2.4 (III)	3.67	1514	2587	3846	4053	SK 52 - 180 LP/4	504.9	C86
	437	4330	2.3 (III)	4.08	1544	2658	3821	4152			
	386	4903	2.2 (III)	4.61	1577	2740	3771	4266			
	349	5421	2.2 (III)	5.08	1644	2897	3993	4418			
	318	5943	1.7 (II)	5.60	1622	2861	3636	4438			
	308	6142	2.1 (III)	5.79	1677	2987	3926	4537			
	291	6491	2.0 (III)	6.09	1705	3058	3983	4610			
	277	6836	1.9 (II)	6.42	1703	3062	3843	4638			
	244	7741	1.8 (II)	7.27	1729	3145	3713	4751			
	231	8186	1.7 (II)	7.70	1757	3223	3764	4828			
	202	9383	1.6 (II)	8.83	1540	3262	3428	4920			
	168	11235	1.4 (II)	10.58	1174	3412	3217	5101			
	132	14299	1.1 (I)	13.45	595	3625	2864	5347			
	127	14865	1.1 (I)	14.00	50	3513	2408	5301			
	100	18919	0.9 (0)	17.81	0	3681	1803	5517			
	91	20788	0.8 (0)	19.60	0	3712	1446	5582			
		537	3523	5.0 (III)	3.30	3865	1732	4735			
479		3948	4.6 (III)	3.72	3826	1767	4831	3795			
455		4155	4.3 (III)	3.91	3807	1783	4872	3838			
439		4311	3.9 (III)	4.05	3793	1794	4901	3870			
391		4839	3.8 (III)	4.56	3743	1826	4988	3968			
336		5622	3.0 (III)	5.29	3668	1864	5090	4095			
280		6742	2.5 (III)	6.35	3556	1902	5191	4243			
236		8022	3.4 (III)	7.56	3490	2002	5248	4467			
203		9321	2.9 (III)	8.78	3360	2027	5134	4589			
169		11179	2.4 (III)	10.55	3165	2043	4964	4726			
153		12323	2.2 (III)	11.59	3080	2092	4896	4851			
128		14779	1.8 (II)	13.92	2799	2087	4660	4973			
113		16788	1.6 (II)	15.80	2550	2069	4456	5044			
98		19287	1.4 (II)	18.14	2213	2034	4187	5107			
	103	18445	1.5 (II)	17.37	2267	1977	4218	5003	SK 63 - 180 LP/4	626.1	C89
	86	22101	1.3 (I)	20.77	1770	1953	3840	5116			
	81	23341	1.2 (I)	21.98	1513	1863	3636	5052			
	68	27968	1.0 (I)	26.28	702	1797	3081	5123			
	58	32828	1.0 (I)	30.91	0	1641	2355	5074			
	49	38387	0.9 (0)	36.11	0	1440	1382	4973			
	367	5158	5.0 (III)	4.85	4576	1706	6146	4805	SK 72 - 180 LP/4	782.6	C90
	318	5947	4.2 (III)	5.60	4682	1742	6346	4964			
	277	6822	3.6 (III)	6.42	4776	1773	6537	5117			
	217	8717	4.7 (III)	8.19	5095	1890	7000	5482			
	188	10049	4.1 (III)	9.46	5179	1916	7204	5647			
	164	11528	3.6 (III)	10.84	5245	1934	7395	5802			
	142	13272	2.7 (III)	12.52	5331	1984	7651	6007			
	142	13272	2.7 (III)	12.52	5331	1984	7651	6007			
	124	15225	2.4 (III)	14.33	5115	1989	7627	6156			
	106	17881	2.0 (III)	16.86	4807	1980	7378	6319			
	82	23069	1.6 (II)	21.72	4155	1924	6862	6540			
	99	19135	2.3 (III)	18.00	4606	1932	7212	6333	SK 73 - 180 LP/4	804.7	C91
	86	21942	2.0 (III)	20.62	4246	1895	6927	6444			
	76	24846	1.8 (II)	23.34	3851	1846	6618	6530			
	63	30116	1.5 (II)	28.32	3073	1734	6025	6626			
	53	35343	1.3 (I)	33.24	2207	1601	5391	6664			
	47	40021	1.1 (I)	37.63	1332	1467	4780	6660			
	39	48510	1.0 (I)	45.66	0	1197	3553	6586			
	34	55535	0.9 (0)	52.24	0	953	2396	6473			





30.0 hp
40.0 hp

P_1 [hp]	n_2 [rpm]	M_2 [lb-in]	f_B (AGMA Class)	i_{ges}	F_R [lb]	F_A [lb]	$F_{R VL}$ [lb]	$F_{A VL}$ [lb]	Type																																																																																																																																																																																																																																																																																																																																																																																																																																											
30.00	125	15175	3.8 (III)	14.29	8482	3965	12403	9478	SK 82 - 180 LP/4	1022.9	C92																																																																																																																																																																																																																																																																																																																																																																																																																																									
	107	17589	3.3 (III)	16.56	8296	4055	12235	9794				30.00	85	22291	3.2 (III)	21.04	7892	4155	11875	10267	SK 83 - 180 LP/4	1040.6	C93	73	25899	2.7 (III)	24.42	7583	4210	11602	10568	64	29736	2.4 (III)	28.03	7241	4244	11304	10834	55	34550	2.2 (III)	32.52	6790	4257	10916	11105	46	41435	1.9 (II)	39.08	6103	4235	10335	11399	40	47102	1.7 (II)	44.38	5496	4188	9833	11578	35	54727	1.4 (II)	51.51	4616	4093	9121	11750	29	65633	1.2 (I)	61.89	3206	3909	8026	11888	25	74553	1.1 (I)	70.24	1886	3726	7057	11930	22	85650	0.9 (I)	80.62	0	3466	5747	11912	30.00	78	24360	4.4 (III)	22.97	10855	7447	15684	15690	SK 93 - 180 LP/4	1435.2	C95	66	28785	3.8 (III)	27.05	10510	7686	15386	16316	57	33183	3.3 (III)	31.25	10150	7878	15077	16848	45	41917	2.6 (III)	39.54	9381	8163	14433	17714	38	49532	2.2 (III)	46.57	8649	8335	13832	17985	33	57099	1.9 (II)	53.80	7858	8452	13200	17985	29	65502	1.7 (II)	61.63	6900	8536	12454	17985	25	76927	1.5 (II)	72.47	5439	8586	11360	17985	19	99249	1.2 (I)	93.34	1821	8533	8924	17985	40.00	70	35777	4.9 (III)	25.30	16143	11217	24006	19085	SK 103 - 225 RP/4	2270.8	C97	60	41837	4.2 (III)	29.62	15766	11585	23666	19792	47	53627	3.3 (III)	37.90	14980	12144	22970	20908	39	64016	2.8 (III)	45.25	14226	12512	22314	21688	34	74857	2.4 (III)	52.98	13375	12807	21590	22354	29	85803	2.1 (III)	60.71	12443	13035	20816	22910	25	99453	1.8 (II)	70.38	11172	13240	19785	23474	22	115054	1.6 (II)	81.40	9545	13392	18516	23982	40.00	642	3924	2.0 (III)	2.78	1348	2245	3371	3690	SK 52 - 225 RP/4	857.6	C86	552	4566	1.9 (II)	3.23	1381	2320	3308	3812	526	4792	1.9 (II)	3.40	1391	2343	3279	3851	487	5172	1.8 (II)	3.67	1405	2378	3226	3911	438	5757	1.7 (II)	4.08	1424	2424	3132	3994	387	6519	1.6 (II)	4.61	1441	2472	2990	4087	350	7208	1.7 (II)	5.08	1508	2626	3224	4242	319	7902	1.3 (I)	5.60	1007	2530	2690	4222	309	8166	1.6 (II)	5.79	1398	2676	3055	4337	292	8631	1.5 (II)	6.09	1408	2737	3094	4406	277	9089	1.5 (II)	6.42	1128	2712	2874	4416	245	10292	1.3 (I)	7.27	759	2744	2617	4500	232	10883	1.3 (I)	7.70	754	2808	2645	4572	202	12476	1.2 (I)	8.83	49	2766	2100	4616	169	14938	1.0 (I)	10.58	0	2822	1683	4750	133	19012	0.9 (I)	13.45	0	2884	1020	4925	40.00	601	4191	4.1 (III)	2.97	3767	1609	4396	3493	SK 62 - 225 RP/4	983.3	C88	538	4684	3.7 (III)	3.30	3758	1635	4465	3576	480	5250	3.4 (III)	3.72	3704	1659	4529	3660	456	5525	3.2 (III)	3.91	3677	1669	4555	3697	440	5732	2.9 (III)	4.05	3657	1675	4572	3723	392	6433	2.9 (III)	4.56	3587	1693	4619	3804	337	7475	2.2 (III)	5.29	3481	1710	4661	3904	281	8965	1.9 (II)	6.35	3323
	30.00	85	22291	3.2 (III)	21.04	7892	4155	11875	10267	SK 83 - 180 LP/4	1040.6		C93																																																																																																																																																																																																																																																																																																																																																																																																																																							
		73	25899	2.7 (III)	24.42	7583	4210	11602	10568																																																																																																																																																																																																																																																																																																																																																																																																																																											
		64	29736	2.4 (III)	28.03	7241	4244	11304	10834																																																																																																																																																																																																																																																																																																																																																																																																																																											
		55	34550	2.2 (III)	32.52	6790	4257	10916	11105																																																																																																																																																																																																																																																																																																																																																																																																																																											
		46	41435	1.9 (II)	39.08	6103	4235	10335	11399																																																																																																																																																																																																																																																																																																																																																																																																																																											
		40	47102	1.7 (II)	44.38	5496	4188	9833	11578																																																																																																																																																																																																																																																																																																																																																																																																																																											
		35	54727	1.4 (II)	51.51	4616	4093	9121	11750																																																																																																																																																																																																																																																																																																																																																																																																																																											
		29	65633	1.2 (I)	61.89	3206	3909	8026	11888																																																																																																																																																																																																																																																																																																																																																																																																																																											
		25	74553	1.1 (I)	70.24	1886	3726	7057	11930																																																																																																																																																																																																																																																																																																																																																																																																																																											
		22	85650	0.9 (I)	80.62	0	3466	5747	11912			30.00		78	24360	4.4 (III)	22.97	10855	7447	15684	15690	SK 93 - 180 LP/4	1435.2	C95	66	28785	3.8 (III)	27.05	10510	7686	15386	16316	57	33183	3.3 (III)	31.25	10150	7878	15077	16848	45	41917	2.6 (III)	39.54	9381	8163	14433	17714	38	49532	2.2 (III)	46.57	8649	8335	13832	17985	33	57099	1.9 (II)	53.80	7858	8452	13200	17985	29	65502	1.7 (II)	61.63	6900	8536	12454	17985	25	76927	1.5 (II)	72.47	5439	8586	11360	17985	19	99249	1.2 (I)	93.34	1821	8533	8924	17985	40.00	70	35777	4.9 (III)	25.30	16143	11217	24006	19085	SK 103 - 225 RP/4	2270.8	C97	60	41837	4.2 (III)	29.62	15766	11585	23666	19792	47	53627	3.3 (III)	37.90	14980	12144	22970	20908	39	64016	2.8 (III)	45.25	14226	12512	22314	21688	34	74857	2.4 (III)	52.98	13375	12807	21590	22354	29	85803	2.1 (III)	60.71	12443	13035	20816	22910	25	99453	1.8 (II)	70.38	11172	13240	19785	23474	22	115054	1.6 (II)	81.40	9545	13392	18516	23982	40.00	642	3924	2.0 (III)	2.78	1348	2245	3371	3690	SK 52 - 225 RP/4	857.6	C86	552	4566	1.9 (II)		3.23	1381	2320	3308	3812	526	4792	1.9 (II)	3.40	1391	2343	3279	3851	487	5172	1.8 (II)	3.67	1405	2378	3226	3911	438	5757	1.7 (II)	4.08	1424	2424	3132	3994	387	6519	1.6 (II)	4.61	1441	2472	2990	4087	350	7208	1.7 (II)	5.08	1508	2626	3224	4242	319	7902	1.3 (I)	5.60	1007	2530	2690	4222	309	8166	1.6 (II)	5.79	1398	2676	3055	4337	292	8631	1.5 (II)	6.09	1408	2737		3094	4406	277	9089	1.5 (II)	6.42	1128	2712				2874	4416	245	10292	1.3 (I)	7.27	759	2744	2617	4500	232	10883	1.3 (I)	7.70	754	2808	2645	4572	202	12476	1.2 (I)	8.83	49	2766	2100	4616	169	14938	1.0 (I)	10.58	0	2822	1683	4750	133	19012	0.9 (I)	13.45	0	2884	1020	4925	40.00	601	4191	4.1 (III)	2.97	3767	1609	4396	3493	SK 62 - 225 RP/4	983.3	C88	538	4684	3.7 (III)	3.30	3758	1635	4465	3576	480	5250	3.4 (III)	3.72	3704	1659	4529	3660	456	5525	3.2 (III)	3.91	3677	1669	4555	3697	440	5732	2.9 (III)	4.05	3657	1675	4572	3723	392	6433	2.9 (III)	4.56	3587	1693	4619	3804	337	7475	2.2 (III)	5.29	3481	1710	4661	3904	281	8965	1.9 (II)	6.35	3323	1718	4678	4015																																																																											
	30.00	78	24360	4.4 (III)	22.97	10855	7447	15684	15690	SK 93 - 180 LP/4	1435.2		C95																																																																																																																																																																																																																																																																																																																																																																																																																																							
		66	28785	3.8 (III)	27.05	10510	7686	15386	16316																																																																																																																																																																																																																																																																																																																																																																																																																																											
		57	33183	3.3 (III)	31.25	10150	7878	15077	16848																																																																																																																																																																																																																																																																																																																																																																																																																																											
45		41917	2.6 (III)	39.54	9381	8163	14433	17714																																																																																																																																																																																																																																																																																																																																																																																																																																												
38		49532	2.2 (III)	46.57	8649	8335	13832	17985																																																																																																																																																																																																																																																																																																																																																																																																																																												
33		57099	1.9 (II)	53.80	7858	8452	13200	17985																																																																																																																																																																																																																																																																																																																																																																																																																																												
29		65502	1.7 (II)	61.63	6900	8536	12454	17985																																																																																																																																																																																																																																																																																																																																																																																																																																												
25		76927	1.5 (II)	72.47	5439	8586	11360	17985																																																																																																																																																																																																																																																																																																																																																																																																																																												
19		99249	1.2 (I)	93.34	1821	8533	8924	17985	40.00					70	35777	4.9 (III)	25.30	16143	11217	24006	19085				SK 103 - 225 RP/4	2270.8	C97	60	41837	4.2 (III)	29.62	15766	11585	23666	19792	47	53627	3.3 (III)	37.90	14980	12144	22970	20908	39	64016	2.8 (III)	45.25	14226	12512	22314	21688	34	74857	2.4 (III)	52.98	13375	12807	21590	22354	29	85803	2.1 (III)	60.71	12443	13035	20816	22910	25	99453	1.8 (II)	70.38	11172	13240	19785	23474	22	115054	1.6 (II)	81.40	9545	13392	18516	23982	40.00	642	3924	2.0 (III)	2.78		1348	2245	3371	3690	SK 52 - 225 RP/4	857.6	C86	552	4566	1.9 (II)	3.23	1381	2320	3308	3812	526	4792	1.9 (II)	3.40	1391	2343	3279	3851	487	5172	1.8 (II)	3.67	1405	2378	3226	3911	438	5757	1.7 (II)	4.08	1424	2424	3132	3994	387	6519	1.6 (II)	4.61	1441	2472	2990	4087	350	7208	1.7 (II)	5.08	1508	2626	3224	4242	319	7902	1.3 (I)	5.60	1007	2530	2690	4222	309	8166	1.6 (II)	5.79		1398	2676	3055	4337	292	8631	1.5 (II)	6.09				1408	2737	3094	4406	277	9089	1.5 (II)	6.42	1128	2712	2874	4416	245	10292	1.3 (I)	7.27	759	2744	2617	4500	232	10883	1.3 (I)	7.70	754	2808	2645	4572	202	12476	1.2 (I)	8.83	49	2766	2100	4616	169	14938	1.0 (I)	10.58	0	2822	1683	4750	133	19012	0.9 (I)	13.45	0	2884	1020	4925	40.00	601	4191	4.1 (III)	2.97	3767	1609	4396	3493	SK 62 - 225 RP/4	983.3	C88	538	4684	3.7 (III)	3.30	3758	1635	4465	3576	480	5250	3.4 (III)	3.72	3704	1659	4529	3660	456	5525	3.2 (III)	3.91	3677	1669	4555	3697	440	5732	2.9 (III)	4.05	3657	1675	4572	3723	392	6433	2.9 (III)	4.56	3587	1693	4619	3804	337	7475	2.2 (III)	5.29	3481	1710	4661	3904	281	8965	1.9 (II)	6.35	3323	1718	4678	4015																																																																																																																																																				
40.00		70	35777	4.9 (III)	25.30	16143	11217	24006				19085		SK 103 - 225 RP/4	2270.8	C97																																																																																																																																																																																																																																																																																																																																																																																																																																				
	60	41837	4.2 (III)	29.62	15766	11585	23666	19792																																																																																																																																																																																																																																																																																																																																																																																																																																												
	47	53627	3.3 (III)	37.90	14980	12144	22970	20908																																																																																																																																																																																																																																																																																																																																																																																																																																												
	39	64016	2.8 (III)	45.25	14226	12512	22314	21688																																																																																																																																																																																																																																																																																																																																																																																																																																												
	34	74857	2.4 (III)	52.98	13375	12807	21590	22354																																																																																																																																																																																																																																																																																																																																																																																																																																												
	29	85803	2.1 (III)	60.71	12443	13035	20816	22910																																																																																																																																																																																																																																																																																																																																																																																																																																												
	25	99453	1.8 (II)	70.38	11172	13240	19785	23474																																																																																																																																																																																																																																																																																																																																																																																																																																												
	22	115054	1.6 (II)	81.40	9545	13392	18516	23982		40.00	642	3924	2.0 (III)				2.78	1348	2245	3371	3690	SK 52 - 225 RP/4	857.6	C86	552	4566	1.9 (II)	3.23	1381	2320	3308	3812	526	4792	1.9 (II)	3.40	1391	2343	3279	3851	487	5172	1.8 (II)	3.67	1405	2378	3226	3911	438	5757	1.7 (II)	4.08	1424	2424	3132	3994	387	6519	1.6 (II)	4.61	1441	2472	2990	4087	350	7208	1.7 (II)	5.08	1508	2626	3224	4242	319	7902	1.3 (I)	5.60	1007	2530	2690	4222	309	8166	1.6 (II)		5.79	1398	2676	3055	4337	292	8631	1.5 (II)	6.09				1408	2737	3094	4406	277	9089	1.5 (II)	6.42	1128	2712	2874	4416	245	10292	1.3 (I)	7.27	759	2744	2617	4500	232	10883	1.3 (I)	7.70	754	2808	2645	4572	202	12476	1.2 (I)	8.83	49	2766	2100	4616	169	14938	1.0 (I)	10.58	0	2822	1683	4750	133	19012	0.9 (I)	13.45	0	2884	1020	4925	40.00	601	4191	4.1 (III)	2.97	3767	1609	4396	3493	SK 62 - 225 RP/4	983.3	C88	538	4684	3.7 (III)	3.30	3758	1635	4465	3576	480	5250	3.4 (III)	3.72	3704	1659	4529	3660	456	5525	3.2 (III)	3.91	3677	1669	4555	3697	440	5732	2.9 (III)	4.05	3657	1675	4572	3723	392	6433	2.9 (III)	4.56	3587	1693	4619	3804	337	7475	2.2 (III)	5.29	3481	1710	4661	3904	281	8965	1.9 (II)	6.35	3323	1718	4678	4015																																																																																																																																																																																																																												
	40.00	642	3924	2.0 (III)	2.78	1348	2245	3371			3690	SK 52 - 225 RP/4	857.6	C86																																																																																																																																																																																																																																																																																																																																																																																																																																						
		552	4566	1.9 (II)	3.23	1381	2320	3308			3812																																																																																																																																																																																																																																																																																																																																																																																																																																									
		526	4792	1.9 (II)	3.40	1391	2343	3279			3851																																																																																																																																																																																																																																																																																																																																																																																																																																									
		487	5172	1.8 (II)	3.67	1405	2378	3226			3911																																																																																																																																																																																																																																																																																																																																																																																																																																									
		438	5757	1.7 (II)	4.08	1424	2424	3132			3994																																																																																																																																																																																																																																																																																																																																																																																																																																									
		387	6519	1.6 (II)	4.61	1441	2472	2990			4087																																																																																																																																																																																																																																																																																																																																																																																																																																									
		350	7208	1.7 (II)	5.08	1508	2626	3224	4242																																																																																																																																																																																																																																																																																																																																																																																																																																											
319		7902	1.3 (I)	5.60	1007	2530	2690	4222																																																																																																																																																																																																																																																																																																																																																																																																																																												
309		8166	1.6 (II)	5.79	1398	2676	3055	4337																																																																																																																																																																																																																																																																																																																																																																																																																																												
292		8631	1.5 (II)	6.09	1408	2737	3094	4406																																																																																																																																																																																																																																																																																																																																																																																																																																												
277		9089	1.5 (II)	6.42	1128	2712	2874	4416																																																																																																																																																																																																																																																																																																																																																																																																																																												
245		10292	1.3 (I)	7.27	759	2744	2617	4500																																																																																																																																																																																																																																																																																																																																																																																																																																												
232		10883	1.3 (I)	7.70	754	2808	2645	4572																																																																																																																																																																																																																																																																																																																																																																																																																																												
202		12476	1.2 (I)	8.83	49	2766	2100	4616																																																																																																																																																																																																																																																																																																																																																																																																																																												
169		14938	1.0 (I)	10.58	0	2822	1683	4750																																																																																																																																																																																																																																																																																																																																																																																																																																												
133		19012	0.9 (I)	13.45	0	2884	1020	4925	40.00		601				4191	4.1 (III)	2.97	3767	1609	4396	3493				SK 62 - 225 RP/4	983.3	C88	538	4684	3.7 (III)	3.30	3758	1635	4465	3576	480	5250	3.4 (III)	3.72	3704	1659	4529	3660	456	5525	3.2 (III)	3.91	3677	1669	4555	3697	440	5732	2.9 (III)	4.05	3657	1675	4572	3723	392	6433	2.9 (III)	4.56	3587	1693	4619	3804	337	7475	2.2 (III)	5.29	3481	1710	4661	3904	281	8965	1.9 (II)	6.35	3323	1718	4678	4015																																																																																																																																																																																																																																																																																																																																																																	
40.00		601	4191	4.1 (III)	2.97	3767	1609	4396		3493	SK 62 - 225 RP/4				983.3	C88																																																																																																																																																																																																																																																																																																																																																																																																																																				
	538	4684	3.7 (III)	3.30	3758	1635	4465	3576																																																																																																																																																																																																																																																																																																																																																																																																																																												
	480	5250	3.4 (III)	3.72	3704	1659	4529	3660																																																																																																																																																																																																																																																																																																																																																																																																																																												
	456	5525	3.2 (III)	3.91	3677	1669	4555	3697																																																																																																																																																																																																																																																																																																																																																																																																																																												
	440	5732	2.9 (III)	4.05	3657	1675	4572	3723																																																																																																																																																																																																																																																																																																																																																																																																																																												
	392	6433	2.9 (III)	4.56	3587	1693	4619	3804																																																																																																																																																																																																																																																																																																																																																																																																																																												
	337	7475	2.2 (III)	5.29	3481	1710	4661	3904																																																																																																																																																																																																																																																																																																																																																																																																																																												
	281	8965	1.9 (II)	6.35	3323	1718	4678	4015																																																																																																																																																																																																																																																																																																																																																																																																																																												


Helical gear unit

40.0 hp



P_1 [hp]	n_2 [rpm]	M_2 [lb-in]	f_B (AGMA Class)	i_{ges}	F_R [lb]	F_A	$F_{R VL}$ [lb]	$F_{A VL}$	Type		
40.00	236	10666	2.6 (III)	7.56	3220	1807	4906	4225	SK 62 - 225 RP/4	983.3	C88
	203	12393	2.2 (III)	8.78	3030	1801	4849	4309			
	170	14863	1.8 (II)	10.55	2737	1772	4602	4391			
	154	16385	1.7 (II)	11.59	2601	1809	4498	4500			
	128	19651	1.4 (II)	13.92	2162	1748	4146	4553			
40.00	646	3902	4.8 (III)	2.76	3934	1470	5239	4094	SK 72 - 225 RP/4	1135.4	C90
	520	4851	4.4 (III)	3.43	4087	1523	5510	4309			
	434	5804	4.1 (III)	4.12	4200	1560	5732	4486			
	368	6859	3.8 (III)	4.85	4291	1589	5935	4648			
	319	7907	3.2 (III)	5.60	4355	1607	6103	4784			
	278	9070	2.7 (III)	6.42	4401	1617	6259	4911			
	257	9808	3.9 (III)	6.95	4622	1706	6491	5091			
	218	11590	3.6 (III)	8.19	4675	1717	6688	5252			
	189	13361	3.1 (III)	9.46	4697	1717	6846	5382			
	164	15327	2.7 (III)	10.84	4692	1706	6984	5499			
	143	17647	2.0 (III)	12.52	4784	1735	7165	5676			
	143	17647	2.0 (III)	12.52	4784	1735	7165	5676			
	125	20243	1.8 (II)	14.33	4519	1703	7138	5777			
	106	23774	1.5 (II)	16.86	4061	1644	6788	5874			
40.00	99	25442	1.7 (II)	18.00	3767	1561	6553	5841	SK 73 - 225 RP/4	1157.4	C91
	86	29173	1.5 (II)	20.62	3218	1470	6135	5881			
	76	33035	1.3 (I)	23.34	2602	1365	5677	5893			
	63	40042	1.1 (I)	28.32	1327	1152	4777	5855			
	54	46992	0.9 (0)	33.24	0	917	3785	5760			
	47	53211	0.8 (0)	37.63	0	693	2795	5638			
40.00	288	8764	4.3 (III)	6.19	7838	3171	10077	7484	SK 82 - 225 RP/4	1375.7	C92
	202	12482	4.7 (III)	8.82	8540	3451	11067	8225			
	173	14596	4.2 (III)	10.33	8510	3537	11457	8520			
	151	16731	3.8 (III)	11.84	8344	3604	11793	8775			
	125	20176	2.9 (III)	14.29	8090	3702	12052	9144			
	108	23386	2.5 (III)	16.56	7826	3751	11817	9409			
40.00	85	29638	2.4 (III)	21.04	7250	3763	11312	9770	SK 83 - 225 RP/4	1393.3	C93
	73	34436	2.1 (III)	24.42	6801	3755	10925	9992			
	64	39537	1.8 (II)	28.03	6297	3722	10499	10174			
	55	45937	1.6 (II)	32.52	5624	3652	9938	10339			
	46	55092	1.4 (II)	39.08	4572	3509	9086	10482			
	40	62626	1.3 (I)	44.38	3615	3363	8338	10537			
	35	72764	1.1 (I)	51.51	2165	3136	7257	10542			
	29	87266	0.9 (0)	61.89	0	2762	5545	10442			
40.00	230	10977	4.9 (III)	7.78	11718	5611	14823	11622	SK 92 - 225 RP/4	1763.7	C94
	124	20278	4.7 (III)	14.36	11178	6523	15969	13693			
	108	23254	4.0 (III)	16.47	10961	6702	15779	14149			
40.00	93	27072	4.0 (III)	19.12	10645	6870	15503	14628	SK 93 - 225 RP/4	1787.9	C95
	78	32389	3.3 (III)	22.97	10217	7076	15134	15221			
	66	38273	2.8 (III)	27.05	9711	7248	14707	15763			
	57	44120	2.4 (III)	31.25	9176	7374	14263	16214			
	45	55733	1.9 (II)	39.54	8006	7528	13317	16915			
	38	65857	1.6 (II)	46.57	6858	7585	12421	17372			
	33	75919	1.4 (II)	53.80	5576	7590	11460	17722			
	29	87091	1.3 (I)	61.63	3946	7547	10303	17985			
	25	102282	1.2 (I)	72.47	1210	7426	8558	17985			

Helical gear unit



50.0 hp

P_1 [hp]	n_2 [rpm]	M_2 [lb-in]	f_B (AGMA Class)	i_{ges}	F_R [lb]	F_A [lb]	$F_{R VL}$ [lb]	$F_{A VL}$ [lb]	Type		 inch
50.00	84	37464	4.7 (III)	21.19	16041	10498	22544	17926	SK 103 - 225 SP/4	2303.8	C97
	70	44722	4.0 (III)	25.30	15580	10865	23441	18652			
	60	52296	3.4 (III)	29.62	15073	11173	23051	19286			
	47	67033	2.6 (III)	37.90	13996	11615	22117	20259			
	39	80020	2.2 (III)	45.25	12945	11882	21231	20913			
	34	93571	1.9 (II)	52.98	11735	12070	20237	21447			
	29	107253	1.7 (II)	60.71	10383	12189	19163	21870			
	25	124316	1.4 (II)	70.38	8479	12260	17711	22270			
22	143817	1.3 (I)	81.40	5925	12258	15888	22590				
50.00	642	4905	1.6 (II)	2.78	1266	2070	2900	3584	SK 52 - 225 SP/4	890.7	C86
	552	5707	1.5 (II)	3.23	1286	2141	2760	3689			
	526	5990	1.5 (II)	3.40	1291	2154	2704	3721			
	487	6466	1.4 (II)	3.67	1153	2173	2606	3771			
	438	7197	1.4 (II)	4.08	910	2194	2441	3838			
	387	8149	1.3 (I)	4.61	578	2209	2208	3911			
	350	9010	1.3 (I)	5.08	797	2362	2454	4067			
	319	9878	1.0 (I)	5.60	0	2208	1743	4008			
	309	10207	1.2 (I)	5.79	417	2374	2182	4140			
	292	10789	1.2 (I)	6.09	408	2426	2204	4205			
	277	11362	1.2 (I)	6.42	36	2373	1903	4196			
	245	12865	1.1 (I)	7.27	0	2356	1517	4252			
	232	13604	1.0 (I)	7.70	0	2408	1522	4318			
	202	15595	1.0 (I)	8.83	0	2290	767	4314			
169	18673	0.8 (I)	10.58	0	2261	143	4401				
50.00	601	5239	3.3 (III)	2.97	3580	1523	4157	3387	SK 62 - 225 SP/4	1016.3	C88
	538	5855	3.0 (III)	3.30	3622	1539	4198	3458			
	480	6562	2.7 (III)	3.72	3574	1551	4229	3528			
	456	6906	2.6 (III)	3.91	3540	1555	4239	3558			
	440	7166	2.3 (III)	4.05	3513	1558	4245	3579			
	392	8042	2.3 (III)	4.56	3422	1561	4252	3642			
	337	9344	1.8 (II)	5.29	3281	1557	4235	3716			
	281	11206	1.5 (II)	6.35	3069	1534	4166	3789			
	236	13333	2.1 (III)	7.56	2921	1613	4362	3986			
	203	15492	1.7 (II)	8.78	2659	1575	4247	4031			
	170	18579	1.5 (II)	10.55	2248	1501	4032	4058			
	154	20482	1.3 (I)	11.59	2041	1526	4052	4152			
128	24563	1.1 (I)	13.92	1385	1409	3561	4135				
50.00	646	4878	3.9 (III)	2.76	3774	1404	5122	4007	SK 72 - 225 SP/4	1168.4	C90
	520	6064	3.5 (III)	3.43	3887	1440	5364	4200			
	434	7255	3.3 (III)	4.12	3961	1461	5557	4356			
	368	8573	3.0 (III)	4.85	4009	1472	5728	4495			
	319	9883	2.5 (III)	5.60	4029	1472	5864	4607			
	278	11338	2.2 (III)	6.42	4028	1463	5985	4708			
	257	12261	3.1 (III)	6.95	4269	1560	6230	4899			
	218	14488	2.8 (III)	8.19	4258	1545	6375	5025			
	189	16701	2.5 (III)	9.46	4216	1518	6358	5121			
	164	19159	2.2 (III)	10.84	4141	1478	6299	5198			
	143	22058	1.6 (II)	12.52	4181	1486	6384	5348			
	143	22058	1.6 (II)	12.52	4181	1486	6384	5348			
	125	25304	1.4 (II)	14.33	3853	1417	6242	5401			
	106	29718	1.2 (I)	16.86	3212	1309	5990	5432			

Helical gear unit

50.0 hp



60.0 hp


Helical gear unit

P_1 [hp]	n_2 [rpm]	M_2 [lb-in]	f_B (AGMA Class)	i_{ges}	F_R [lb]	F_A	$F_{R VL}$ [lb]	$F_{A VL}$	Type		
50.00	99	31802	1.4 (II)	18.00	2804	1189	5664	5352	SK 73 - 225 SP/4	1190.5	C91
	86	36467	1.2 (I)	20.62	2006	1044	5247	5320			
	76	41293	1.1 (I)	23.34	1073	882	4606	5258			
	63	50052	0.9 (0)	28.32	0	567	3311	5085			
	402	7848	4.9 (III)	4.43	7103	2874	9126	6777	SK 82 - 225 SP/4	1408.8	C92
	336	9369	4.5 (III)	5.29	7342	2965	9509	7065			
	288	10955	3.5 (III)	6.19	7540	3040	9846	7319			
	241	13071	4.2 (III)	7.39	7950	3207	10379	7718			
	202	15603	3.7 (III)	8.82	8165	3286	10775	8019			
	173	18246	3.3 (III)	10.33	8224	3344	11116	8279			
	151	20913	3.0 (III)	11.84	8007	3383	11403	8499			
	125	25220	2.3 (III)	14.29	7671	3441	11681	8816			
	108	29233	2.0 (III)	16.56	7320	3449	11375	9029			
		85	37047	1.9 (II)	21.04	6547	3372	10709			
73		43045	1.6 (II)	24.42	5935	3301	10195	9422			
64		49421	1.5 (II)	28.03	5237	3201	9621	9519			
55		57421	1.3 (I)	32.52	4285	3046	8859	9578			
46		68865	1.2 (I)	39.08	2748	2783	7683	9570			
40		78283	1.0 (I)	44.38	1275	2538	6631	9500			
35		90955	0.9 (0)	51.51	0	2177	5074	9337			
	230	13722	3.9 (III)	7.78	11519	5469	14427	11446	SK 92 - 225 SP/4	1796.8	C94
	170	18537	4.8 (III)	10.50	11300	5935	15630	12462			
	144	21875	4.3 (III)	12.39	11062	6131	15868	12964			
	124	25347	3.8 (III)	14.36	10804	6298	15643	13412			
	108	29068	3.2 (III)	16.47	10516	6444	15394	13827			
	93	33840	3.2 (III)	19.12	10094	6563	15031	14245	SK 93 - 225 SP/4	1821	C95
	78	40486	2.7 (III)	22.97	9512	6709	14541	14762			
	66	47841	2.3 (III)	27.05	8816	6814	13969	15222			
	57	55150	2.0 (III)	31.25	8069	6874	13366	15589			
	45	69666	1.5 (II)	39.54	6391	6896	12066	16126			
	38	82322	1.3 (I)	46.57	4673	6838	10809	16440			
	33	94899	1.1 (I)	53.80	2635	6729	9433	16648			
	29	108864	1.0 (I)	61.63	0	6559	7731	16783			
	25	127852	0.9 (0)	72.47	0	6266	5043	16842			
	60.00	84	44957	3.9 (III)	21.19	15565	10202	22065			
70		53666	3.3 (III)	25.30	14978	10512	22869	18219			
60		62755	2.8 (III)	29.62	14321	10761	22395	18779			
47		80440	2.2 (III)	37.90	12910	11087	21201	19610			
39		96024	1.8 (II)	45.25	11503	11251	20050	20137			
34		112286	1.6 (II)	52.98	9849	11332	18748	20541			
29		128704	1.4 (II)	60.71	7945	11343	17317	20832			
25		149180	1.2 (I)	70.38	5130	11280	15353	21066			
	601	6287	2.8 (III)	2.97	3392	1437	3918	3282	SK 62 - 225 MP/4	1093.5	C88
	538	7026	2.5 (III)	3.30	3413	1443	3931	3340			
	480	7875	2.3 (III)	3.72	3423	1444	3929	3395			
	456	8288	2.1 (III)	3.91	3395	1442	3924	3418			
	440	8599	1.9 (II)	4.05	3362	1440	3917	3434			
	392	9650	1.9 (II)	4.56	3247	1429	3884	3480			
	337	11212	1.5 (II)	5.29	3068	1403	3808	3527			
	236	16000	1.7 (II)	7.56	2594	1419	3817	3747			
	203	18590	1.4 (II)	8.78	2246	1349	3614	3753			
	154	24578	1.1 (I)	11.59	1382	1243	3286	3804			




60.0 hp

P_1 [hp]	n_2 [rpm]	M_2 [lb-in]	f_B (AGMA Class)	i_{ges}	F_R [lb]	F_A	$F_{R VL}$ [lb]	$F_{A VL}$	Type		
60.00	646	5853	3.2 (III)	2.76	3613	1337	5004	3919	SK 72 - 225 MP/4	1245.6	C90
	547	6910	3.0 (III)	3.26	3673	1354	5167	4052			
	520	7277	2.9 (III)	3.43	3687	1357	5217	4092			
	462	8178	2.8 (III)	3.86	3713	1362	5325	4180			
	434	8706	2.7 (III)	4.12	3722	1362	5381	4226			
	368	10288	2.5 (III)	4.85	3727	1354	5520	4342			
	319	11860	2.1 (III)	5.60	3704	1337	5577	4430			
	278	13605	1.8 (II)	6.42	3655	1308	5547	4505			
	257	14713	2.6 (III)	6.95	3916	1414	5890	4707			
	218	17385	2.4 (III)	8.19	3841	1373	5836	4799			
	189	20041	2.1 (III)	9.46	3735	1319	5736	4859			
	164	22991	1.8 (II)	10.84	3589	1250	5586	4899			
	143	26470	1.4 (II)	12.52	3578	1237	5602	5020			
	143	26470	1.4 (II)	12.52	3578	1237	5602	5020			
	125	30365	1.2 (I)	14.33	3113	1132	5345	5024			
	99	38163	1.2 (I)	18.00	1692	817	4500	4863			
86	43760	1.0 (I)	20.62	541	618	3957	4759				
76	49552	0.9 (I)	23.34	0	400	3352	4622				
616	6143	4.5 (III)	2.89	6352	2574	8108	6019	SK 82 - 225 MP/4	1485.9	C92	
491	7705	4.5 (III)	3.62	6645	2687	8560	6358				
402	9418	4.1 (III)	4.43	6889	2780	8960	6660				
336	11242	3.8 (III)	5.29	7087	2853	9311	6925				
288	13146	2.9 (III)	6.19	7242	2909	9615	7155				
241	15685	3.5 (III)	7.39	7636	3069	10135	7545				
202	18724	3.1 (III)	8.82	7790	3122	10484	7812				
173	21895	2.8 (III)	10.33	7892	3152	10775	8037				
151	25096	2.5 (III)	11.84	7653	3163	11012	8222				
125	30264	1.9 (II)	14.29	7227	3180	11295	8488				
108	35079	1.7 (II)	16.56	6779	3146	10910	8648				
85	44457	1.6 (II)	21.04	5784	2981	10071	8789				SK 83 - 225 MP/4
73	51654	1.4 (II)	24.42	4980	2847	9413	8852				
64	59305	1.2 (I)	28.03	4048	2680	8673	8864				
55	68906	1.1 (I)	32.52	2742	2441	7679	8818				
40	93939	0.8 (I)	44.38	0	1713	4680	8463				
266	14210	4.8 (III)	6.70	11483	5177	13647	10881	SK 92 - 225 MP/4	1873.9	C94	
230	16466	3.3 (III)	7.78	11314	5327	14030	11269				
170	22244	4.0 (III)	10.50	11035	5771	15164	12256				
144	26250	3.6 (III)	12.39	10735	5937	15576	12721				
124	30416	3.1 (III)	14.36	10408	6072	15302	13130				
108	34881	2.7 (III)	16.47	10040	6185	14988	13504				
93	40608	2.7 (III)	19.12	9501	6255	14532	13862	SK 93 - 225 MP/4	1898.2	C95	
78	48584	2.2 (III)	22.97	8743	6341	13910	14304				
66	57410	1.9 (II)	27.05	7825	6380	13173	14680				
57	66180	1.6 (II)	31.25	6819	6374	12391	14965				
45	83599	1.3 (I)	39.54	4483	6264	10675	15337				
38	98786	1.1 (I)	46.57	1911	6092	8979	15508				
33	113879	1.0 (I)	53.80	0	5868	7068	15573				
29	130637	0.9 (I)	61.63	0	5572	4603	15551				

Helical gear unit

75.0 hp





P_1 [hp]	n_2 [rpm]	M_2 [lb-in]	f_B (AGMA Class)	i_{ges}	F_R [lb]	F_A	$F_{R VL}$ [lb]	$F_{A VL}$	Type	lb	inch inches				
75.00	204	23123	5.0 (III)	8.73	16768	8161	17471	13881	SK 102 - 250 WP/4	2438.3	C96				
	151	31382	4.4 (III)	11.88	16452	8864	19007	15112							
	125	37830	3.9 (III)	14.29	16075	9200	19817	15767							
	107	43997	3.5 (III)	16.63	15694	9459	20464	16293							
	92	51254	2.9 (III)	19.37	15222	9705	21103	16814							
75.00	84	56196	3.1 (III)	21.19	14800	9759	21346	17019	SK 103 - 250 WP/4	2458.2	C97				
	70	67083	2.6 (III)	25.30	13992	9984	21605	17569							
	60	78443	2.3 (III)	29.62	13078	10142	21342	18019							
	47	100550	1.8 (II)	37.90	11063	10294	19699	18636							
	39	120030	1.5 (II)	45.25	8983	10304	18087	18976							
	34	140357	1.3 (I)	52.98	6414	10226	16226	19182							
	29	160880	1.1 (I)	60.71	3205	10075	14132	19274							
	25	186475	0.9 (0)	70.38	0	9810	11157	19260							
75.00	616	7679	3.6 (III)	2.89	6143	2482	7946	5904	SK 82 - 250 WP/4	1563.1	C92				
	491	9632	3.6 (III)	3.62	6383	2572	8356	6213							
	402	11772	3.3 (III)	4.43	6569	2639	8712	6483							
	336	14053	3.0 (III)	5.29	6705	2685	9015	6714							
	288	16433	2.3 (III)	6.19	6795	2712	9268	6909							
	241	19606	2.8 (III)	7.39	7165	2862	9768	7285							
	202	23405	2.5 (III)	8.82	7227	2875	10046	7502							
	173	27368	2.2 (III)	10.33	7233	2863	10264	7674							
	151	31370	2.0 (III)	11.84	7090	2832	10426	7806							
	125	37830	1.5 (II)	14.29	6512	2789	10398	7996							
	108	43849	1.3 (I)	16.56	5899	2693	10162	8079							
	75.00	314	15052	4.2 (III)	5.68	10792	4847	12764				10256	SK 92 - 250 WP/4	1951.1	C94
		266	17763	3.9 (III)	6.70	11135	4994	13133				10653			
230		20583	2.6 (III)	7.78	10993	5115	13436	11005							
170		27805	3.2 (III)	10.50	10615	5523	14466	11947							
144		32812	2.9 (III)	12.39	10213	5645	14751	12357							
124		38021	2.5 (III)	14.36	9770	5734	14761	12708							
108		43602	2.2 (III)	16.47	9267	5798	14344	13020							
75.00	93	50760	2.1 (III)	19.12	8525	5795	13732	13287	SK 93 - 250 WP/4	1975.3	C95				
	78	60730	1.8 (II)	22.97	7456	5790	12883	13616							
	66	71762	1.5 (II)	27.05	6125	5729	11866	13868							
	57	82726	1.3 (I)	31.25	4613	5623	10767	14028							
	45	104499	1.0 (I)	39.54	734	5316	8285	14154							
	38	123483	0.9 (0)	46.57	0	4971	5707	14110							


Helical gear unit



UNICASE™ Helical Inline Gear Units



SK 02 SK 03




Helical gear unit

	i_{ges}	n_2 $n_1 =$ 1750 rpm [rpm]	M_{2max} $f_B = 1$ [lb-in]	W				NEMA						
				P_{1max}		$f_B \geq 1$		$f_B \Rightarrow$ C4 - 52						
				$n_1 =$ 1750 [hp]	$n_1 =$ 1150 [hp]	$n_1 =$ 875 [hp]	$n_1 =$ 580 [hp]	56C	140TC	180TC	210TC	250TC	280TC	
SK 02	73.06	24	788	0.30	0.20	0.15	0.10	*						
W	61.27	29	788	0.36	0.24	0.18	0.12	*						
$\frac{W}{in}$	53.68	33	788	0.41	0.27	0.21	0.14	*						
\Rightarrow C102	41.58	42	876	0.58	0.39	0.29	0.19	*						
	33.42	52	850	0.70	0.46	0.35	0.23	*						
	29.61	59	814	0.76	0.50	0.38	0.25	*	*					
NEMA	27.52	64	770	0.78	0.52	0.39	0.26	*						
$\frac{W}{in}$	24.39	72	788	0.90	0.59	0.45	0.30	*	*					
\Rightarrow C108	23.13	76	690	0.83	0.55	0.42	0.27	*						
	20.59	85	655	0.88	0.58	0.44	0.29	*	*					
	15.95	110	637	1.11	0.73	0.56	0.37		*					
	12.82	137	620	1.35	0.89	0.67	0.44		*					
	11.27	155	593	1.46	0.96	0.73	0.48		*					
	9.95	176	566	1.58	1.04	0.79	0.52		*					
	9.28	189	575	1.73	1.14	0.86	0.57		*					
	8.19	214	558	1.89	1.25	0.95	0.62		*					
	7.80	224	558	1.98	1.31	0.99	0.65		*					
	6.89	254	540	2.00	1.32	1.00	0.66							
	6.10	287	504	2.00	1.32	1.00	0.66							
	5.57	314	504	2.00	1.32	1.00	0.66							
	4.82	363	504	2.00	1.32	1.00	0.66							
	4.22	415	460	2.00	1.32	1.00	0.66							
	3.89	450	469	2.00	1.32	1.00	0.66							
	3.38	518	451	2.00	1.32	1.00	0.66							
	2.95	593	407	2.00	1.32	1.00	0.66							
SK 03	313.11	5.6	788	0.07	0.05	0.03	0.02	*						
W	274.28	6.4	788	0.08	0.05	0.04	0.03	*						
$\frac{W}{in}$	212.47	8.2	938	0.12	0.08	0.06	0.04	*						
\Rightarrow C102	170.75	10	956	0.15	0.10	0.08	0.05	*						
	151.33	12	974	0.19	0.12	0.09	0.06	*						
	124.62	14	938	0.21	0.14	0.10	0.07	*						
NEMA	104.77	17	841	0.23	0.15	0.11	0.07	*						
$\frac{W}{in}$	81.50	21	938	0.31	0.21	0.16	0.10	*						
\Rightarrow C109	65.50	27	974	0.33	0.22	0.17	0.11	*						

* **Caution:** do not exceed the maximum drive power P_{1max} according to the Type W column.
The italicized power values shown are not the mechanical limit and may be increased through discussion with NORD engineering.

Gear Unit	Total Weight [lbs]		
	W	56C	140TC
SK 02	26	29	37
SK 03	35	37	-



SK 12


	i_{ges}	n_2 $n_1 =$ 1750 rpm [rpm]	M_{2max} $f_B = 1$ [lb-in]	W				NEMA						
				P_{1max}		$f_B \geq 1$		$f_B \Rightarrow$ C4 - 52						
				$n_1 =$ 1750 [hp]	$n_1 =$ 1150 [hp]	$n_1 =$ 875 [hp]	$n_1 =$ 580 [hp]	56C	140TC	180TC	210TC	250TC	280TC	
SK 12	72.63	24	1230	0.47	0.31	0.23	0.15	*						
	61.35	29	1363	0.63	0.41	0.31	0.21	*						
W	53.84	33	1558	0.82	0.54	0.41	0.27	*						
$\frac{H}{in}$	47.87	37	1566	0.92	0.61	0.46	0.30	*	*					
\Rightarrow C102	43.09	41	1434	0.93	0.62	0.47	0.31	*						
	38.31	46	1628	1.19	0.78	0.59	0.39		*					
NEMA	35.07	50	1319	1.05	0.69	0.52	0.35							
$\frac{H}{in}$	31.19	56	1460	1.30	0.86	0.65	0.43		*					
\Rightarrow C108	29.15	60	1097	1.04	0.69	0.52	0.34							
	25.92	68	1212	1.31	0.86	0.65	0.43		*					
	21.28	82	1478	1.92	1.27	0.96	0.63		*					
	18.79	93	1425	2.10	1.39	1.05	0.69							
	16.73	105	1363	2.27	1.50	1.14	0.75			*				
	13.39	131	1319	2.74	1.81	1.37	0.90			*				
	10.70	164	1186	3.09	2.04	1.54	1.02			*				
	9.65	181	1195	3.43	2.26	1.72	1.13			*				
	7.85	223	1159	4.10	2.71	2.05	1.35			*				
	7.28	240	1097	4.18	2.76	2.09	1.38			*				
	6.53	268	1115	4.74	3.13	2.37	1.56			*				
	5.79	302	1080	<i>5.00</i>	<i>3.30</i>	<i>2.50</i>	<i>1.65</i>							
	4.93	355	1027	<i>5.00</i>	<i>3.30</i>	<i>2.50</i>	<i>1.65</i>							
	4.49	390	1044	<i>5.00</i>	<i>3.30</i>	<i>2.50</i>	<i>1.65</i>							
	4.32	405	991	<i>5.00</i>	<i>3.30</i>	<i>2.50</i>	<i>1.65</i>							
	3.98	440	1009	<i>5.00</i>	<i>3.30</i>	<i>2.50</i>	<i>1.65</i>							
	3.39	516	965	<i>5.00</i>	<i>3.30</i>	<i>2.50</i>	<i>1.65</i>							
	2.96	591	929	<i>5.00</i>	<i>3.30</i>	<i>2.50</i>	<i>1.65</i>							

* Caution: do not exceed the maximum drive power P_{1max} according to the Type W column.
The italicized power values shown are not the mechanical limit and may be increased through discussion with NORD engineering.

Helical gear unit

Gear Unit	Total Weight [lbs]			
	W	56C	140TC	180TC
SK 12	31	33	42	57

SK 13 SK 12/02



	i_{ges}	n_2 $n_1 =$ 1750 rpm [rpm]	M_{2max} $f_B = 1$ [lb-in]	W				NEMA							
				P_{1max}		$f_B \geq 1$		$f_B \Rightarrow$ C4 – 52							
				$n_1 =$ 1750 [hp]	$n_1 =$ 1150 [hp]	$n_1 =$ 875 [hp]	$n_1 =$ 580 [hp]	56C	140TC	180TC	210TC	250TC	280TC		
SK 13	420.83	4.2	1478	0.10	0.07	0.05	0.03	*							
W	369.34	4.7	1558	0.12	0.08	0.06	0.04	*							
$\frac{H}{in}$	313.48	5.6	1478	0.13	0.09	0.07	0.04	*							
\Rightarrow C102	275.12	6.4	1558	0.16	0.10	0.08	0.05	*							
	244.62	7.2	1566	0.18	0.12	0.09	0.06	*							
	195.78	8.9	1717	0.24	0.16	0.12	0.08	*							
NEMA	159.36	11	1478	0.26	0.17	0.13	0.09	*							
$\frac{H}{in}$	132.45	13	1310	0.27	0.18	0.14	0.09	*							
\Rightarrow C109	108.72	16	1566	0.40	0.26	0.20	0.13	*							
	85.47	20	1558	0.49	0.33	0.25	0.16	*							
	68.40	26	1735	0.50	0.33	0.25	0.17	*							
SK 12/02	2798.93	0.63	1593	0.07	0.05	0.03	0.02	*							
W	2056.68	0.85	1593	0.08	0.05	0.04	0.02	*							
$\frac{H}{in}$	1592.93	1.1	1593	0.08	0.05	0.04	0.03	*							
\Rightarrow C102	1280.32	1.4	1593	0.09	0.06	0.04	0.03	*							
	1054.29	1.7	1593	0.10	0.06	0.05	0.03	*							
	886.11	2.0	1593	0.10	0.07	0.05	0.03	*							
NEMA	619.86	2.8	1593	0.12	0.08	0.06	0.04	*							
$\frac{H}{in}$	537.49	3.3	1593	0.14	0.09	0.07	0.05	*	*						
\Rightarrow C108	431.75	4.1	1593	0.16	0.10	0.08	0.05	*	*						
	339.81	5.1	1593	0.18	0.12	0.09	0.06	*	*						
	263.96	6.6	1593	0.22	0.15	0.11	0.07	*	*						
	213.39	8.2	1593	0.26	0.17	0.13	0.09	*	*						
	165.77	11	1593	0.33	0.22	0.17	0.11	*	*						
	133.23	13	1451	0.35	0.23	0.18	0.12	*	*						
	109.66	16	1451	0.42	0.28	0.21	0.14	*	*						
	92.89	19	1451	0.49	0.32	0.25	0.16	*	*						

* Caution: do not exceed the maximum drive power P_{1max} according to the Type W column.
The italicized power values shown are not the mechanical limit and may be increased through discussion with NORD engineering.

Helical gear unit

Total Weight [lbs]

Gear Unit	W	56C	140TC
SK 13	42	44	-
SK 12/02	49	51	60



SK 22


	i_{ges}	n_2 $n_1 =$ 1750 rpm [rpm]	M_{2max} $f_B = 1$ [lb-in]	W				NEMA						
				P_{1max}		$f_B \geq 1$		$f_B \Rightarrow$ C4 – 52						
				$n_1 =$ 1750 [hp]	$n_1 =$ 1150 [hp]	$n_1 =$ 875 [hp]	$n_1 =$ 580 [hp]	56C	140TC	180TC	210TC	250TC	280TC	
SK 22	86.30	20	2213	0.70	0.46	0.35	0.23	*	*					
W	55.28	32	2832	1.44	0.95	0.72	0.47	*	*					
$\frac{W}{in}$	45.90	38	2584	1.56	1.03	0.78	0.51		*					
\Rightarrow C103	42.82	41	3009	1.96	1.29	0.98	0.65		*					
	35.55	49	2921	2.27	1.50	1.14	0.75		*					
	34.69	50	3009	2.39	1.58	1.19	0.79			*				
NEMA	29.31	60	2584	2.46	1.62	1.23	0.81							
$\frac{NEMA}{in}$	28.80	61	3310	3.20	2.11	1.60	1.06			*				
\Rightarrow C110	24.73	71	2177	2.45	1.62	1.23	0.81							
	23.74	74	2885	3.39	2.24	1.69	1.12			*				
	20.03	87	2522	3.48	2.30	1.74	1.15			*				
	16.75	104	3000	4.95	3.27	2.48	1.63			*				
	14.69	119	2982	5.00	3.30	2.50	1.65							
	12.20	143	2912	5.00	3.30	2.50	1.65							
	10.89	161	2805	5.00	3.30	2.50	1.65							
	8.48	206	2292	5.00	3.30	2.50	1.65							
	7.57	231	2177	5.00	3.30	2.50	1.65							
	6.86	255	2257	5.00	3.30	2.50	1.65							
	6.51	269	2018	5.00	3.30	2.50	1.65							
	5.79	302	1903	5.00	3.30	2.50	1.65							
	5.18	338	1407	5.00	3.30	2.50	1.65							
	4.62	379	1328	5.00	3.30	2.50	1.65							
	3.97	441	1230	5.00	3.30	2.50	1.65							
	3.53	496	1159	5.00	3.30	2.50	1.65							
	2.79	627	1018	5.00	3.30	2.50	1.65							

* Caution: do not exceed the maximum drive power P_{1max} according to the Type W column.
The italicized power values shown are not the mechanical limit and may be increased through discussion with NORD engineering.

Helical gear unit

Gear Unit	Total Weight [lbs]			
	W	56C	140TC	180TC
SK 22	64	60	69	77

SK 23 SK 22/02



Helical gear unit

	i_{ges}	n_2 $n_1 =$ 1750 rpm [rpm]	M_{2max} $f_B = 1$ [lb-in]	W				NEMA						
				P_{1max}		$f_B \geq 1$		$f_B \Rightarrow$ C4 - 52						
				$n_1 =$ 1750 [hp]	$n_1 =$ 1150 [hp]	$n_1 =$ 875 [hp]	$n_1 =$ 580 [hp]	56C	140TC	180TC	210TC	250TC	280TC	
SK 23	516.65	3.4	2425	0.13	0.09	0.07	0.04	*						
W	417.95	4.2	3009	0.20	0.13	0.10	0.07	*						
$\frac{W}{in}$	323.70	5.4	3009	0.26	0.17	0.13	0.09	*						
\Rightarrow C102	262.24	6.7	3009	0.32	0.21	0.16	0.11	*						
	217.73	8.0	3009	0.38	0.25	0.19	0.13	*						
	179.50	9.7	2761	0.42	0.28	0.21	0.14	*						
NEMA	151.44	12	2602	0.50	0.33	0.25	0.16	*						
$\frac{W}{in}$	124.17	14	3009	0.67	0.44	0.33	0.22	*	*					
\Rightarrow C111	100.60	17	3009	0.81	0.54	0.41	0.27	*	*					
	88.45	20	3009	0.95	0.63	0.48	0.32	*	*					
	78.05	22	3009	<i>1.00</i>	<i>0.66</i>	<i>0.50</i>	<i>0.33</i>		*					
	64.80	27	3009	<i>1.00</i>	<i>0.66</i>	<i>0.50</i>	<i>0.33</i>		*					
SK 22/02	2534.45	0.69	3009	0.09	0.06	0.04	0.03	*						
W	2125.46	0.82	3009	0.09	0.06	0.05	0.03	*						
$\frac{W}{in}$	1780.46	0.98	3009	0.10	0.07	0.05	0.03	*						
\Rightarrow C102	1442.41	1.2	3009	0.11	0.07	0.06	0.04	*						
	1159.34	1.5	3009	0.13	0.08	0.06	0.04	*						
	881.66	2.0	3009	0.15	0.10	0.07	0.05	*	*					
NEMA	682.98	2.6	3009	0.18	0.12	0.09	0.06	*	*					
$\frac{W}{in}$	553.31	3.2	3009	0.21	0.14	0.10	0.07	*	*					
\Rightarrow C108	444.73	3.9	3009	0.24	0.16	0.12	0.08	*	*					
	345.17	5.1	3009	0.30	0.20	0.15	0.10	*	*					
	284.11	6.2	3009	0.35	0.23	0.17	0.12	*	*					
	239.01	7.3	3009	0.40	0.27	0.20	0.13	*	*					
	167.21	10	3009	0.53	0.35	0.27	0.18	*	*					
	134.94	13	3009	0.67	0.45	0.34	0.22	*	*					
	117.25	15	3009	0.75	0.50	0.38	0.25	*	*					

* Caution: do not exceed the maximum drive power P_{1max} according to the Type W column.
The italicized power values shown are not the mechanical limit and may be increased through discussion with NORD engineering.

Gear Unit	Total Weight [lbs]		
	W	56C	140TC
SK 23	68	71	79
SK 22/02	77	79	88



SK 32


	i_{ges}	n_2 $n_1 =$ 1750 rpm [rpm]	M_{2max} $f_B = 1$ [lb-in]	W				NEMA							
				P_{1max}		$f_B \geq 1$		$f_B \Rightarrow C4 - 52$							
				$n_1 =$ 1750 [hp]	$n_1 =$ 1150 [hp]	$n_1 =$ 875 [hp]	$n_1 =$ 580 [hp]	56C	140TC	180TC	210TC	250TC	280TC		
SK 32	81.27	22	4558	1.59	1.05	0.80	0.53		*						
	72.76	24	4959	1.89	1.25	0.94	0.62		*						
W	64.26	27	5664	2.43	1.60	1.21	0.80								
$\frac{W}{in}$	57.53	30	5425	2.58	1.70	1.29	0.85								
\Rightarrow C103	46.31	38	4717	2.84	1.88	1.42	0.94								
	46.25	38	5947	3.59	2.37	1.79	1.18			*					
NEMA	38.76	45	3947	2.82	1.86	1.41	0.93								
$\frac{NEMA}{in}$	37.23	47	5213	3.89	2.57	1.94	1.28			*					
\Rightarrow C110	33.05	53	3363	2.83	1.87	1.41	0.93								
	31.16	56	4531	4.03	2.66	2.01	1.33			*					
	30.43	58	5655	5.20	3.43	2.60	1.72								
	27.24	64	5328	5.41	3.57	2.71	1.79								
	26.57	66	3859	4.04	2.67	2.02	1.33			*					
	23.12	76	5576	6.72	4.44	3.36	2.22				*				
	20.70	85	5823	7.85	5.18	3.93	2.59				*				
	18.67	94	5584	8.33	5.50	4.16	2.75				*				
	16.66	105	4691	7.81	5.16	3.91	2.58				*				
	16.25	108	5655	9.69	6.40	4.85	3.20				*				
	15.03	116	4496	8.27	5.46	4.14	2.73				*				
	14.55	120	5947	<i>10.00</i>	<i>6.60</i>	<i>5.00</i>	<i>3.30</i>								
	11.71	149	6284	<i>10.00</i>	<i>6.60</i>	<i>5.00</i>	<i>3.30</i>								
	9.80	179	5726	<i>10.00</i>	<i>6.60</i>	<i>5.00</i>	<i>3.30</i>								
	7.90	222	5797	<i>10.00</i>	<i>6.60</i>	<i>5.00</i>	<i>3.30</i>								
	6.74	260	5345	<i>10.00</i>	<i>6.60</i>	<i>5.00</i>	<i>3.30</i>								
	5.70	307	5345	<i>10.00</i>	<i>6.60</i>	<i>5.00</i>	<i>3.30</i>								
	5.50	318	3965	<i>10.00</i>	<i>6.60</i>	<i>5.00</i>	<i>3.30</i>								
	5.28	331	5655	<i>10.00</i>	<i>6.60</i>	<i>5.00</i>	<i>3.30</i>								
	4.43	395	4098	<i>10.00</i>	<i>6.60</i>	<i>5.00</i>	<i>3.30</i>								
	3.75	467	4062	<i>10.00</i>	<i>6.60</i>	<i>5.00</i>	<i>3.30</i>								
	2.96	591	3859	<i>10.00</i>	<i>6.60</i>	<i>5.00</i>	<i>3.30</i>								

* Caution: do not exceed the maximum drive power P_{1max} according to the Type W column.
The italicized power values shown are not the mechanical limit and may be increased through discussion with NORD engineering.

Helical gear unit

Total Weight [lbs]					
Gear Unit	W	56C	140TC	180TC	210TC
SK 32	88	84	93	101	101

SK 33N SK 32/12




	i_{ges}	n_2 $n_1 =$ 1750 rpm [rpm]	M_{2max} $f_B = 1$ [lb-in]	W				NEMA						
				P_{1max}		$f_B \geq 1$		$f_B \Rightarrow$ C4 - 52						
				$n_1 =$ 1750 [hp]	$n_1 =$ 1150 [hp]	$n_1 =$ 875 [hp]	$n_1 =$ 580 [hp]	56C	140TC	180TC	210TC	250TC	280TC	
SK 33N	740.37	2.4	5045	0.19	0.13	0.10	0.06	*						
	662.81	2.6	4956	0.20	0.13	0.10	0.07	*						
W	585.41	3.0	5611	0.27	0.18	0.13	0.09	*						
$\frac{W}{in}$	524.08	3.3	5947	0.31	0.21	0.16	0.10	*						
\Rightarrow C102	421.32	4.2	5947	0.40	0.26	0.20	0.13	*						
	339.15	5.2	5761	0.48	0.31	0.24	0.16	*						
NEMA	248.17	7.1	5947	0.67	0.44	0.33	0.22	*						
$\frac{W}{in}$	207.10	8.5	5947	0.80	0.53	0.40	0.26	*	*					
\Rightarrow C111	166.49	11	5947	1.04	0.69	0.52	0.34	*	*					
	134.02	13	5761	1.19	0.78	0.59	0.39		*					
	112.18	16	4850	1.23	0.81	0.62	0.41		*					
	88.18	20	4752	<i>1.50</i>	<i>0.99</i>	<i>0.75</i>	<i>0.50</i>		*					
SK 32/12	2704.02	0.65	5487	0.11	0.07	0.06	0.04	*						
	2004.46	0.87	5487	0.13	0.09	0.06	0.04	*						
W	1604.24	1.1	5487	0.15	0.10	0.07	0.05	*						
$\frac{W}{in}$	1305.66	1.3	5487	0.17	0.11	0.08	0.06	*						
\Rightarrow C102	1080.05	1.6	5487	0.19	0.13	0.10	0.06	*	*					
	869.04	2.0	5487	0.23	0.15	0.11	0.08	*	*					
NEMA	699.55	2.5	5487	0.27	0.18	0.14	0.09	*	*					
$\frac{W}{in}$	554.68	3.2	5487	0.33	0.22	0.17	0.11	*	*	*				
\Rightarrow C108	446.31	3.9	5487	0.39	0.26	0.20	0.13	*	*	*				
	363.06	4.8	5487	0.47	0.31	0.24	0.16	*	*	*				
	267.79	6.5	5487	0.62	0.41	0.31	0.20	*	*	*				
	215.56	8.1	5487	0.76	0.50	0.38	0.25	*	*	*				
	167.16	10	5487	0.92	0.61	0.46	0.31		*	*				
	148.18	12	5487	1.04	0.69	0.52	0.34		*	*				
	126.21	14	5487	1.22	0.80	0.61	0.40		*	*				
	82.39													

Helical gear unit

* **Caution:** do not exceed the maximum drive power P_{1max} according to the Type W column.
The italicized power values shown are not the mechanical limit and may be increased through discussion with NORD engineering.

Gear Unit	Total Weight [lbs]			
	W	56C	140TC	180TC
SK 33N	60	97	106	-
SK 32/12	88	108	117	132



SK 42


	i_{ges}	n_2 $n_1 =$ 1750 rpm [rpm]	M_{2max} $f_B = 1$ [lb-in]	W				NEMA												
				P_{1max}		$f_B \geq 1$		$f_B \Rightarrow C4 - 52$												
				$n_1 =$ 1750 [hp]	$n_1 =$ 1150 [hp]	$n_1 =$ 875 [hp]	$n_1 =$ 580 [hp]	56C	140TC	180TC	210TC	250TC	280TC							
SK 42	105.08	17	7629	2.06	1.36	1.03	0.68													
	85.10	21	7045	2.35	1.55	1.17	0.77													
W	74.87	23	9558	3.49	2.30	1.74	1.15			*										
$\frac{W}{in}$	60.66	29	8885	4.09	2.70	2.04	1.35			*										
\Rightarrow C104	50.98	34	9717	5.24	3.46	2.62	1.73				*									
	41.29	42	10496	6.99	4.62	3.50	2.31				*									
NEMA	35.25	50	10868	8.62	5.69	4.31	2.85				*									
$\frac{NEMA}{in}$	30.46	57	9540	8.63	5.69	4.31	2.85				*									
\Rightarrow C112	29.29	60	9036	8.60	5.68	4.30	2.84				*									
	25.88	68	11001	11.87	7.83	5.93	3.92													
	24.67	71	7885	8.88	5.86	4.44	2.93				*									
	24.41	72	7593	8.67	5.73	4.34	2.86				*									
	21.87	80	9700	12.31	8.13	6.16	4.06						*							
	21.50	81	10293	13.23	8.79	6.61	4.37													
	17.92	98	8832	13.73	9.06	6.87	4.53													
	17.71	99	10496	16.49	10.88	8.24	5.44							*						
	15.12	116	11009	<i>20.00</i>	<i>13.20</i>	<i>10.00</i>	<i>6.60</i>													
	14.38	122	10248	19.84	13.09	9.92	6.55							*						
	12.28	143	10585	<i>20.00</i>	<i>13.20</i>	<i>10.00</i>	<i>6.60</i>													
	10.20	172	10328	<i>20.00</i>	<i>13.20</i>	<i>10.00</i>	<i>6.60</i>													
	8.50	206	9523	<i>20.00</i>	<i>13.20</i>	<i>10.00</i>	<i>6.60</i>													
	7.28	240	9523	<i>20.00</i>	<i>13.20</i>	<i>10.00</i>	<i>6.60</i>													
	6.65	263	10293	<i>20.00</i>	<i>13.20</i>	<i>10.00</i>	<i>6.60</i>													
	6.19	283	9514	<i>20.00</i>	<i>13.20</i>	<i>10.00</i>	<i>6.60</i>													
	5.35	327	7230	<i>20.00</i>	<i>13.20</i>	<i>10.00</i>	<i>6.60</i>													
	5.10	343	8708	<i>20.00</i>	<i>13.20</i>	<i>10.00</i>	<i>6.60</i>													
	4.58	382	6832	<i>20.00</i>	<i>13.20</i>	<i>10.00</i>	<i>6.60</i>													
	3.89	450	6195	<i>20.00</i>	<i>13.20</i>	<i>10.00</i>	<i>6.60</i>													
	3.50	500	5885	<i>20.00</i>	<i>13.20</i>	<i>10.00</i>	<i>6.60</i>													
	3.21	545	5487	<i>20.00</i>	<i>13.20</i>	<i>10.00</i>	<i>6.60</i>													
	3.02	579	5345	<i>20.00</i>	<i>13.20</i>	<i>10.00</i>	<i>6.60</i>													

Helical gear unit

* **Caution:** do not exceed the maximum drive power P_{1max} according to the Type W column.
The italicized power values shown are not the mechanical limit and may be increased through discussion with NORD engineering.

Total Weight [lbs]						
Gear Unit	W	56C	140TC	180TC	210TC	250TC
SK 42	143	132	148	148	179	201

SK 43 SK 42/12




Helical gear unit

	i_{ges}	n_2 $n_1 =$ 1750 rpm [rpm]	M_{2max} $f_B = 1$ [lb-in]	W				NEMA							
				P_{1max}		$f_B \geq 1$		$f_B \Rightarrow$ C4 - 52							
				$n_1 =$ 1750 [hp]	$n_1 =$ 1150 [hp]	$n_1 =$ 875 [hp]	$n_1 =$ 580 [hp]	56C	140TC	180TC	210TC	250TC	280TC		
SK 43	1071.82	1.6	8496	0.22	0.14	0.11	0.07	*	*						
	868.02	2.0	7611	0.24	0.16	0.12	0.08	*	*						
W	764.03	2.3	9124	0.33	0.22	0.17	0.11	*	*						
$\frac{H}{in}$	618.76	2.8	9841	0.44	0.29	0.22	0.14	*	*						
\Rightarrow C103	528.37	3.3	8762	0.46	0.30	0.23	0.15	*	*						
	421.11	4.2	10496	0.70	0.46	0.35	0.23	*	*						
NEMA	359.59	4.9	11381	0.88	0.58	0.44	0.29	*	*						
$\frac{H}{in}$	298.80	5.9	9894	0.93	0.61	0.46	0.31	*	*						
\Rightarrow C113	278.51	6.3	11319	1.13	0.75	0.57	0.37		*						
	263.93	6.6	11213	1.17	0.77	0.59	0.39		*						
	231.43	7.6	9877	1.19	0.79	0.60	0.39		*						
	219.32	8.0	10620	1.35	0.89	0.67	0.44		*						
	204.42	8.6	11408	1.56	1.03	0.78	0.51								
	182.76	9.6	9000	1.37	0.90	0.69	0.45		*						
	169.86	10	10319	1.64	1.08	0.82	0.54								
	141.55	12	9319	1.77	1.17	0.89	0.59								
	129.38	14	10974	2.44	1.61	1.22	0.80			*					
	107.51	16	9877	2.51	1.65	1.25	0.83			*					
	94.96	18	10974	3.13	2.07	1.57	1.03			*					
	79.96	22	10886	3.80	2.51	1.90	1.25			*					
	70.12	25	11151	4.42	2.92	2.21	1.46			*					
	58.27	30	10319	4.91	3.24	2.46	1.62			*					
	48.56	36	9248	<i>5.00</i>	<i>3.30</i>	<i>2.50</i>	<i>1.65</i>								
	40.98	43	9213	<i>5.00</i>	<i>3.30</i>	<i>2.50</i>	<i>1.65</i>								
SK 42/12	2560.21	0.68	10620	0.17	0.11	0.08	0.06	*							
	2163.20	0.81	10620	0.19	0.13	0.10	0.06	*							
W	1561.55	1.1	10620	0.24	0.16	0.12	0.08	*							
$\frac{H}{in}$	1393.38	1.3	10620	0.27	0.18	0.14	0.09	*							
\Rightarrow C102	1114.65	1.6	10620	0.32	0.21	0.16	0.11	*							
	750.33	2.3	10620	0.44	0.29	0.22	0.15	*	*						
NEMA	670.81	2.6	10620	0.49	0.32	0.25	0.16	*	*						
$\frac{H}{in}$	550.73	3.2	10620	0.59	0.39	0.30	0.20	*	*						
\Rightarrow C108	433.49	4.0	10620	0.73	0.48	0.36	0.24	*	*	*					
	346.53	5.1	10620	0.91	0.60	0.46	0.30	*	*	*					
	276.92	6.3	10620	1.06	0.70	0.53	0.35		*	*					
	230.05	7.6	10620	1.28	0.85	0.64	0.42		*	*					
	169.00	10	10620	1.69	1.11	0.84	0.56		*	*					
	140.40	12	10620	2.02	1.33	1.01	0.67			*					
	116.20	15	10620	2.53	1.67	1.26	0.83			*					
	87.73	20	10620	3.00	1.98	1.50	0.99			*					

* Caution: do not exceed the maximum drive power P_{1max} according to the Type W column.
The italicized power values shown are not the mechanical limit and may be increased through discussion with NORD engineering.

Total Weight [lbs]				
Gear Unit	W	56C	140TC	180TC
SK 43	154	150	159	168
SK 42/12	143	148	154	170



SK 52


	i_{ges}	n_2 $n_1 =$ 1750 rpm [rpm]	M_{2max} $f_B = 1$ [lb-in]	W				NEMA						
				P_{1max}		$f_B \geq 1$		$f_B \Rightarrow C4 - 52$						
				$n_1 =$ 1750 [hp]	$n_1 =$ 1150 [hp]	$n_1 =$ 875 [hp]	$n_1 =$ 580 [hp]	56C	140TC	180TC	210TC	250TC	280TC	
SK 52	86.92	20	15231	4.83	3.19	2.42	1.59			*				
	78.56	22	14125	4.93	3.25	2.47	1.63			*				
W	71.39	25	14054	5.57	3.68	2.79	1.84							
$\frac{H}{in}$	59.54	29	16753	7.71	5.09	3.85	2.54				*			
\Rightarrow C104	53.81	33	16912	8.86	5.84	4.43	2.92				*			
	48.90	36	16992	9.71	6.41	4.85	3.20				*			
NEMA	40.37	43	16912	11.54	7.62	5.77	3.81							
$\frac{H}{in}$	38.45	46	14762	10.77	7.11	5.39	3.56							
\Rightarrow C112	36.69	48	16992	12.94	8.54	6.47	4.27							
	36.03	49	12337	9.59	6.33	4.80	3.17				*			
	32.56	54	11151	9.55	6.31	4.78	3.15				*			
	32.09	55	12328	10.76	7.10	5.38	3.55							
	28.85	61	17912	17.34	11.44	8.67	5.72							
	26.46	66	16753	17.54	11.58	8.77	5.79					*		
	24.07	73	14943	17.31	11.43	8.66	5.71						*	
	23.92	73	16912	19.59	12.93	9.79	6.46					*		
	21.68	81	16753	21.53	14.21	10.77	7.11							*
	19.60	89	16912	23.88	15.76	11.94	7.88							*
	17.81	98	16992	26.42	17.44	13.21	8.72							*
	14.00	125	16992	<i>30.00</i>	<i>19.80</i>	<i>15.00</i>	<i>9.90</i>							
	13.45	130	16381	<i>30.00</i>	<i>19.80</i>	<i>15.00</i>	<i>9.90</i>							
	10.58	165	15585	<i>30.00</i>	<i>19.80</i>	<i>15.00</i>	<i>9.90</i>							
	8.83	198	14833	<i>30.00</i>	<i>19.80</i>	<i>15.00</i>	<i>9.90</i>							
	7.27	241	13850	<i>30.00</i>	<i>19.80</i>	<i>15.00</i>	<i>9.90</i>							
	6.42	273	13257	<i>30.00</i>	<i>19.80</i>	<i>15.00</i>	<i>9.90</i>							
	5.60	312	10355	<i>30.00</i>	<i>19.80</i>	<i>15.00</i>	<i>9.90</i>							
	4.61	380	10576	<i>30.00</i>	<i>19.80</i>	<i>15.00</i>	<i>9.90</i>							
	4.08	429	9974	<i>30.00</i>	<i>19.80</i>	<i>15.00</i>	<i>9.90</i>							
	3.67	477	9354	<i>30.00</i>	<i>19.80</i>	<i>15.00</i>	<i>9.90</i>							
	3.40	515	8930	<i>30.00</i>	<i>19.80</i>	<i>15.00</i>	<i>9.90</i>							
	3.23	542	8487	<i>30.00</i>	<i>19.80</i>	<i>15.00</i>	<i>9.90</i>							
	2.78	629	7859	<i>30.00</i>	<i>19.80</i>	<i>15.00</i>	<i>9.90</i>							

* Caution: do not exceed the maximum drive power P_{1max} according to the Type W column.
The italicized power values shown are not the mechanical limit and may be increased through discussion with NORD engineering.

Helical gear unit

Gear Unit	Total Weight [lbs]						
	W	56C	140TC	180TC	210TC	250TC	280TC
SK 52	207	196	196	212	212	265	285

SK 53 SK 52/12




Helical gear unit

	i_{ges}	n_2 $n_1 =$ 1750 rpm [rpm]	M_{2max} $f_B = 1$ [lb-in]	W				NEMA							
				P_{1max}		$f_B \geq 1$		$f_B \Rightarrow$ C4 - 52							
				$n_1 =$ 1750 [hp]	$n_1 =$ 1150 [hp]	$n_1 =$ 875 [hp]	$n_1 =$ 580 [hp]	56C	140TC	180TC	210TC	250TC	280TC		
SK 53	728.20	2.4	14116	0.54	0.35	0.27	0.18	*	*						
	607.30	2.9	16656	0.77	0.51	0.38	0.25	*	*						
W	548.89	3.2	16912	0.86	0.57	0.43	0.28	*	*						
$\frac{H}{in}$	498.82	3.5	16992	0.94	0.62	0.47	0.31	*	*						
\Rightarrow C103	392.20	4.5	16134	1.15	0.76	0.58	0.38		*						
	374.25	4.7	16992	1.27	0.84	0.63	0.42		*						
NEMA	294.26	5.9	19709	1.85	1.22	0.92	0.61		*						
$\frac{H}{in}$	245.56	7.1	16452	1.85	1.22	0.93	0.61		*						
\Rightarrow C113	236.21	7.4	16992	2.00	1.32	1.00	0.66		*	*					
	185.72	9.4	16107	2.40	1.59	1.20	0.79			*	*				
	177.22	9.9	16992	2.67	1.76	1.33	0.88			*	*				
	139.34	13	19753	4.07	2.69	2.04	1.34			*	*				
	105.87	17	19682	5.00	3.30	2.50	1.65								
	95.49	18	19744	5.00	3.30	2.50	1.65								
	79.69	22	16479	5.00	3.30	2.50	1.65								
	65.35	27	16992	5.00	3.30	2.50	1.65								
	58.94	30	14470	5.00	3.30	2.50	1.65								
SK 52/12	2632.78	0.66	16196	0.22	0.15	0.11	0.07	*							
	2107.10	0.83	16196	0.27	0.18	0.13	0.09	*							
W	1714.92	1.0	16196	0.31	0.21	0.16	0.10	*							
$\frac{H}{in}$	1425.44	1.2	16196	0.36	0.24	0.18	0.12	*							
\Rightarrow C102	1144.36	1.5	16196	0.44	0.29	0.22	0.14	*	*						
	918.83	1.9	16196	0.54	0.36	0.27	0.18	*	*						
NEMA	689.41	2.5	16196	0.70	0.46	0.35	0.23	*	*						
$\frac{H}{in}$	542.09	3.2	16196	0.88	0.58	0.44	0.29	*	*						
\Rightarrow C108	491.28	3.6	16196	0.98	0.65	0.49	0.32	*	*	*					
	354.06	4.9	16196	1.26	0.83	0.63	0.42		*	*	*				
	283.13	6.2	16196	1.59	1.05	0.80	0.53		*	*	*				
	219.56	8.0	16196	2.06	1.36	1.03	0.68			*	*				
	194.62	9.0	16196	2.31	1.53	1.16	0.76			*	*				
	146.03	12	16196	3.08	2.04	1.54	1.02			*	*				
	124.38	14	16196	3.60	2.37	1.80	1.19			*	*				
	97.80	18	16196	4.63	3.05	2.31	1.53			*	*				

* **Caution:** do not exceed the maximum drive power P_{1max} according to the Type W column.
The italicized power values shown are not the mechanical limit and may be increased through discussion with NORD engineering.

Total Weight [lbs]				
Gear Unit	W	56C	140TC	180TC
SK 53	227	223	231	240
SK 52/12	207	212	218	234



SK 62
SK 63

	i_{ges}	n_2 $n_1 =$ 1750 rpm [rpm]	M_{2max} $f_B = 1$ [lb-in]	W				NEMA												
				P_{1max}		$f_B \geq 1$		$f_B \Rightarrow C4 - 52$												
				$n_1 =$ 1750 [hp]	$n_1 =$ 1150 [hp]	$n_1 =$ 875 [hp]	$n_1 =$ 580 [hp]	180TC	210TC	250TC	280TC	320TC	360TC							
SK 62	48.73	36	22214	12.69	8.37	6.34	4.19													
	37.05	47	26639	19.87	13.11	9.93	6.56			*	*									
W	18.14	96	27231	41.48	27.38	20.74	13.69													
$\frac{W}{in}$	15.80	111	26585	46.82	30.90	23.41	15.45													
$\Rightarrow C105$	13.92	126	27258	54.49	35.97	27.25	17.98													*
	11.59	151	27231	<i>60.00</i>	<i>39.60</i>	<i>30.00</i>	<i>19.80</i>													*
NEMA	10.55	166	27373	<i>60.00</i>	<i>39.60</i>	<i>30.00</i>	<i>19.80</i>													*
$\frac{NEMA}{in}$	8.78	199	26656	<i>60.00</i>	<i>39.60</i>	<i>30.00</i>	<i>19.80</i>													*
$\Rightarrow C114$	7.56	231	27612	<i>60.00</i>	<i>39.60</i>	<i>30.00</i>	<i>19.80</i>													*
	6.35	276	17081	<i>60.00</i>	<i>39.60</i>	<i>30.00</i>	<i>19.80</i>													*
	5.29	331	16656	<i>60.00</i>	<i>39.60</i>	<i>30.00</i>	<i>19.80</i>													*
	4.56	384	18417	<i>60.00</i>	<i>39.60</i>	<i>30.00</i>	<i>19.80</i>													*
	4.05	432	16682	<i>60.00</i>	<i>39.60</i>	<i>30.00</i>	<i>19.80</i>													*
	3.91	448	17780	<i>60.00</i>	<i>39.60</i>	<i>30.00</i>	<i>19.80</i>													*
	3.72	470	17966	<i>60.00</i>	<i>39.60</i>	<i>30.00</i>	<i>19.80</i>													*
	3.30	530	17523	<i>60.00</i>	<i>39.60</i>	<i>30.00</i>	<i>19.80</i>													*
	2.97	589	17346	<i>60.00</i>	<i>39.60</i>	<i>30.00</i>	<i>19.80</i>													*
SK 63	372.21	4.7	28320	2.11	1.39	1.06	0.70		56C	140TC	180TC	210TC	250TC	280TC						
	300.34	5.8	28320	2.61	1.72	1.30	0.86													
W	265.32	6.6	32214	3.37	2.23	1.69	1.11				*									
$\frac{W}{in}$	214.10	8.2	32214	4.19	2.77	2.10	1.38				*									
$\Rightarrow C105$	180.57	9.7	32391	4.99	3.29	2.49	1.65				*	*								
	145.71	12	32745	6.23	4.11	3.12	2.06				*	*								
NEMA	132.54	13	32745	6.75	4.46	3.38	2.23				*	*								
$\frac{NEMA}{in}$	107.89	16	32303	8.20	5.41	4.10	2.71				*	*								
$\Rightarrow C115$	106.95	16	32745	8.31	5.49	4.16	2.74				*	*								
	87.06	20	28320	8.99	5.93	4.49	2.97				*	*								
	77.46	23	32745	11.95	7.89	5.97	3.94						*							
	62.87	28	32480	14.43	9.52	7.21	4.76						*	*						
	53.82	33	32745	17.15	11.32	8.57	5.66						*	*						
	50.73	34	32745	17.66	11.66	8.83	5.83						*	*						
	43.43	40	32568	20.67	13.64	10.33	6.82													*
	36.11	48	32657	24.87	16.42	12.44	8.21													*
	30.91	57	31772	28.73	18.96	14.37	9.48													*
	26.28	67	28320	<i>30.00</i>	<i>19.80</i>	<i>15.00</i>	<i>9.90</i>													
	21.98	80	28320	<i>30.00</i>	<i>19.80</i>	<i>15.00</i>	<i>9.90</i>													
	20.77	84	28320	<i>30.00</i>	<i>19.80</i>	<i>15.00</i>	<i>9.90</i>													
	17.37	101	28320	<i>30.00</i>	<i>19.80</i>	<i>15.00</i>	<i>9.90</i>													

Helical gear unit

* Caution: do not exceed the maximum drive power P_{1max} according to the Type W column.
The italicized power values shown are not the mechanical limit and may be increased through discussion with NORD engineering.

Total Weight [lbs]

Gear Unit	W	56C	140TC	180TC	210TC	250TC	280TC	320TC	360TC
SK 62	377	-	-	351	379	434	434	465	498
SK 63	328	317	317	333	364	386	386	-	-

SK 63/22

SK 63/23



	i_{ges}	n_2 $n_1 =$ 1750 rpm [rpm]	M_{2max} $f_B = 1$ [lb-in]	W				NEMA						
				P_{1max}		$f_B \geq 1$		$f_B \Rightarrow$ C4 - 52						
				$n_1 =$ 1750 [hp]	$n_1 =$ 1150 [hp]	$n_1 =$ 875 [hp]	$n_1 =$ 580 [hp]	56C	140TC	180TC	210TC	250TC	280TC	
SK 63/22	849.73	2.1	28320	1.00	0.66	0.50	0.33		*	*				
W	727.45	2.4	28320	1.08	0.71	0.54	0.36		*	*				
$\frac{W}{in}$	552.45	3.2	28320	1.44	0.95	0.72	0.47		*	*				
\Rightarrow C103	430.19	4.1	28320	1.84	1.22	0.92	0.61		*	*				
	368.29	4.8	28320	2.16	1.42	1.08	0.71			*				
NEMA	282.73	6.2	28320	2.79	1.84	1.39	0.92			*				
$\frac{NEMA}{in}$	224.97	7.8	28320	3.50	2.31	1.75	1.16			*				
\Rightarrow C110	172.85	10	28320	4.49	2.97	2.25	1.48			*				
	153.31	11	28320	4.94	3.23	2.47	1.63			*				
SK 63/23	13304.45	0.13	28320	0.11	0.07	0.06	0.04	*						
W	11045.44	0.16	28320	0.13	0.08	0.06	0.04	*						
$\frac{W}{in}$	8150.78	0.21	28320	0.15	0.10	0.07	0.05	*						
\Rightarrow C102	6683.37	0.26	28320	0.17	0.11	0.09	0.06	*	*					
	5393.14	0.32	28320	0.20	0.13	0.10	0.07	*	*					
	4369.06	0.40	28320	0.23	0.15	0.12	0.08	*	*					
NEMA	3389.71	0.52	28320	0.29	0.19	0.14	0.09	*	*					
$\frac{NEMA}{in}$	2814.26	0.62	28320	0.33	0.22	0.17	0.11	*	*					
\Rightarrow C111	2161.10	0.81	28320	0.42	0.28	0.21	0.14	*	*					
	1676.63	1.0	28320	0.50	0.33	0.25	0.17	*	*					
	1408.77	1.2	28320	0.59	0.39	0.30	0.20	*	*					
	1064.04	1.6	28320	0.75	0.50	0.38	0.25	*	*					

* Caution: do not exceed the maximum drive power P_{1max} according to the Type W column.
The italicized power values shown are not the mechanical limit and may be increased through discussion with NORD engineering.

Total Weight [lbs]

Gear Unit	W	56C	140TC	180TC
SK 63/22	348	344	353	361
SK 63/23	353	357	364	-



SK 72
SK 73

	i_{ges}	n_2 $n_1 =$ 1750 rpm [rpm]	M_{2max} $f_B = 1$ [lb-in]	W				NEMA						
				P_{1max}		$f_B \geq 1$		$f_B \Rightarrow$ C4 - 52						
				$n_1 =$ 1750 [hp]	$n_1 =$ 1150 [hp]	$n_1 =$ 875 [hp]	$n_1 =$ 580 [hp]	180TC	210TC	250TC	280TC	320TC	360TC	
SK 72	43.71	40	35843	22.75	15.01	11.37	7.51				*			
	33.04	53	28470	23.94	15.80	11.97	7.90				*			
W	28.63	61	35869	34.72	22.91	17.36	11.46							
$\frac{H}{in}$	21.64	81	35869	46.10	30.43	23.05	15.21							
\Rightarrow C105	21.72	81	39754	51.09	33.72	25.55	16.86							
	16.86	104	35869	59.19	39.06	29.59	19.53							*
NEMA	14.33	122	35869	69.43	45.83	34.72	22.91							*
$\frac{H}{in}$	12.52	140	35869	<i>75.00</i>	<i>49.50</i>	<i>37.50</i>	<i>24.75</i>							
\Rightarrow C114	10.84	161	41391	<i>75.00</i>	<i>49.50</i>	<i>37.50</i>	<i>24.75</i>							
	9.46	185	41666	<i>75.00</i>	<i>49.50</i>	<i>37.50</i>	<i>24.75</i>							
	8.19	214	41214	<i>75.00</i>	<i>49.50</i>	<i>37.50</i>	<i>24.75</i>							
	6.95	252	37984	<i>75.00</i>	<i>49.50</i>	<i>37.50</i>	<i>24.75</i>							
	6.42	273	24515	<i>75.00</i>	<i>49.50</i>	<i>37.50</i>	<i>24.75</i>							
	5.60	312	25054	<i>75.00</i>	<i>49.50</i>	<i>37.50</i>	<i>24.75</i>							
	4.85	361	25754	<i>75.00</i>	<i>49.50</i>	<i>37.50</i>	<i>24.75</i>							
	4.12	425	23656	<i>75.00</i>	<i>49.50</i>	<i>37.50</i>	<i>24.75</i>							
	3.86	453	22913	<i>75.00</i>	<i>49.50</i>	<i>37.50</i>	<i>24.75</i>							
	3.43	510	21444	<i>75.00</i>	<i>49.50</i>	<i>37.50</i>	<i>24.75</i>							
	3.26	537	20647	<i>75.00</i>	<i>49.50</i>	<i>37.50</i>	<i>24.75</i>							
	2.76	634	18895	<i>75.00</i>	<i>49.50</i>	<i>37.50</i>	<i>24.75</i>							
SK 73	205.61	8.5	47171	6.36	4.20	3.18	2.10		*					
	166.03	11	49826	8.70	5.74	4.35	2.87		*					
W	124.57	14	49737	11.05	7.29	5.52	3.65			*	*			
$\frac{H}{in}$	124.41	14	44250	9.83	6.49	4.91	3.24		*					
\Rightarrow C105	100.46	17	35400	9.55	6.30	4.77	3.15		*					
	91.38	19	47171	14.22	9.39	7.11	4.69			*				
NEMA	74.87	23	47171	17.21	11.36	8.61	5.68			*	*			
$\frac{H}{in}$	60.46	29	50003	23.01	15.19	11.50	7.59				*			
\Rightarrow C115	52.24	33	49206	25.76	17.00	12.88	8.50				*			
	45.66	38	47525	28.65	18.91	14.33	9.46				*	*	*	
	37.63	47	44250	33.00	21.78	16.50	10.89					*	*	
	33.24	53	44250	37.21	24.56	18.61	12.28					*	*	*
	28.32	62	44250	43.53	28.73	21.77	14.37					*	*	*
	23.34	75	44250	52.66	34.75	26.33	17.38							*
	20.62	85	44250	59.68	39.39	29.84	19.69							*
	18.00	97	44250	60.00	39.60	30.00	19.80							*


Helical gear unit

* Caution: do not exceed the maximum drive power P_{1max} according to the Type W column.
The italicized power values shown are not the mechanical limit and may be increased through discussion with NORD engineering.

Gear Unit	Total Weight [lbs]						
	W	180TC	210TC	250TC	280TC	320TC	360TC
SK 72	529	503	503	531	583	617	650
SK 73	551	525	525	553	608	639	672

SK 73/22

SK 73/32




	i_{ges}	n_2 $n_1 =$ 1750 rpm [rpm]	M_{2max} $f_B = 1$ [lb-in]	W				NEMA						
				P_{1max}		$f_B \geq 1$		$f_B \Rightarrow$ C4 – 52						
				$n_1 =$ 1750 [hp]	$n_1 =$ 1150 [hp]	$n_1 =$ 875 [hp]	$n_1 =$ 580 [hp]	56C	140TC	180TC	210TC	250TC	280TC	
SK 73/22	3436.53	0.51	44250	0.41	0.27	0.21	0.14	*	*					
	2775.11	0.63	44250	0.50	0.33	0.25	0.16	*	*					
W	2194.44	0.8	44250	0.62	0.41	0.31	0.20	*	*					
$\frac{H}{in}$	1772.08	0.99	44250	0.75	0.49	0.37	0.25	*	*					
\Rightarrow C103	1254.07	1.4	44250	1.04	0.68	0.52	0.34		*	*				
	1099.84	1.6	44250	1.12	0.74	0.56	0.37		*	*				
NEMA	888.16	2.0	44250	1.40	0.93	0.70	0.46		*	*				
$\frac{H}{in}$	737.61	2.4	44250	1.69	1.11	0.84	0.56		*	*				
\Rightarrow C110	566.77	3.1	44250	2.18	1.44	1.09	0.72			*				
	457.68	3.8	44250	2.67	1.76	1.33	0.88			*				
	345.90	5.1	44250	3.58	2.36	1.79	1.18			*				
	279.33	6.3	44250	4.42	2.92	2.21	1.46			*				
SK 73/32	226.73	7.7	44250	5.41	3.57	2.07	1.78				*			
W + NEMA	171.23	10	44250	7.02	4.63	3.51	2.32				*			
$\frac{H}{in}$	141.11	12	44250	8.43	5.56	4.21	2.78				*			
\Rightarrow C103, 110	124.65	14	44250	9.83	6.49	4.91	3.24				*			

* **Caution:** do not exceed the maximum drive power P_{1max} according to the Type W column.
The italicized power values shown are not the mechanical limit and may be increased through discussion with NORD engineering.

Helical gear unit

Total Weight [lbs]

Gear Unit	W	56C	140TC	180TC	210TC
SK 73/22	527	522	531	540	-
SK 73/32	551	556	556	564	584



SK 82
SK 83

	i_{ges}	n_2 $n_1 =$ 1750 rpm [rpm]	M_{2max} $f_B = 1$ [lb-in]	W				NEMA								
				P_{1max}		$f_B \geq 1$		$f_B \Rightarrow C4 - 52$								
				$n_1 =$ 1750 [hp]	$n_1 =$ 1150 [hp]	$n_1 =$ 875 [hp]	$n_1 =$ 580 [hp]	180TC	210TC	250TC	280TC	320TC	360TC			
SK 82	48.82	36	47082	26.89	17.75	13.45	8.87				*					
W	40.45	43	36674	25.02	16.51	12.51	8.26				*					
$\frac{H}{in}$	32.12	54	58330	49.98	32.99	24.99	16.49									
\Rightarrow C106	26.62	66	56259	58.92	38.88	29.46	19.44									
	26.48	66	58330	61.08	40.32	30.54	20.16									*
	21.94	80	64127	81.40	53.72	40.70	26.86									
NEMA	16.56	106	58224	97.93	64.63	48.96	32.32									
$\frac{H}{in}$	14.29	122	58242	100.00	66.00	50.00	33.00									
\Rightarrow C116	11.84	148	63145	100.00	66.00	50.00	33.00									
	10.33	169	60764	100.00	66.00	50.00	33.00									
	8.82	198	58136	100.00	66.00	50.00	33.00									
	7.39	237	55366	100.00	66.00	50.00	33.00									
	6.19	283	38090	100.00	66.00	50.00	33.00									
	5.29	331	42338	100.00	66.00	50.00	33.00									
	4.43	395	38444	100.00	66.00	50.00	33.00									
	3.62	483	34958	100.00	66.00	50.00	33.00									
	2.89	606	27674	100.00	66.00	50.00	33.00									
SK 83	216.61	8.1	78677	10.11	6.67	5.06	3.34									
W	164.70	11	79031	13.79	9.10	6.90	4.55			*	*					
$\frac{H}{in}$	136.78	13	65313	13.47	8.89	6.74	4.45									
\Rightarrow C106	104.00	17	81243	21.91	14.46	10.96	7.23				*					
	80.62	22	79473	27.74	18.31	13.87	9.15				*					
	70.24	25	79296	31.45	20.76	15.73	10.38									
NEMA	61.89	28	79650	35.39	23.35	17.69	11.68						*	*		
$\frac{H}{in}$	51.51	34	79031	42.63	28.14	21.32	14.07						*	*		
\Rightarrow C117	44.38	39	78677	48.69	32.13	24.34	16.07								*	
	39.08	45	79650	56.87	37.53	28.44	18.77								*	
	32.52	54	75668	60.00	39.60	30.00	19.80								*	
	28.03	62	71951	60.00	39.60	30.00	19.80								*	
	24.42	72	70800	60.00	39.60	30.00	19.80								*	
	21.04	83	70800	60.00	39.60	30.00	19.80								*	


Helical gear unit

* Caution: do not exceed the maximum drive power P_{1max} according to the Type W column.
The italicized power values shown are not the mechanical limit and may be increased through discussion with NORD engineering.

Gear Unit	Total Weight [lbs]						
	W	180TC	210TC	250TC	280TC	320TC	360TC
SK 82	935	761	772	827	827	891	1012
SK 83	787	778	789	844	844	908	1049

SK 83/32

SK 83/42




	i_{ges}	n_2 $n_1 =$ 1750 rpm [rpm]	M_{2max} $f_B = 1$ [lb-in]	W				NEMA							
				P_{1max}		$f_B \geq 1$		$f_B \Rightarrow$ C4 - 52							
				$n_1 =$ 1750 [hp]	$n_1 =$ 1150 [hp]	$n_1 =$ 875 [hp]	$n_1 =$ 580 [hp]	56C	140TC	180TC	210TC	250TC	280TC		
SK 83/32	3560.53	0.49	70800	0.60	0.40	0.30	0.20	*	*						
W	2866.13	0.61	70800	0.74	0.49	0.37	0.24	*	*						
$\frac{H}{in}$	2045.46	0.86	70800	1.02	0.67	0.51	0.34		*						
\Rightarrow C103	1687.12	1.0	70800	1.12	0.74	0.56	0.37		*	*					
	1368.62	1.3	70800	1.46	0.96	0.73	0.48		*	*					
NEMA	1155.49	1.5	70800	1.69	1.11	0.84	0.56		*	*	*				
$\frac{H}{in}$	900.50	1.9	70800	2.13	1.41	1.07	0.70			*	*				
\Rightarrow C110	724.73	2.4	70800	2.70	1.78	1.35	0.89			*	*				
SK 83/42	525.40	3.3	70800	3.71	2.45	1.85	1.22			*	*	*			
W	437.84	4.0	70800	4.49	2.97	2.25	1.48			*	*	*			
$\frac{H}{in}$	374.99	4.7	70800	5.28	3.48	2.64	1.74				*	*			
\Rightarrow C104	275.58	6.4	70800	7.19	4.75	3.59	2.37				*	*			
	235.92	7.4	70800	8.31	5.49	4.16	2.74				*	*			
NEMA	200.37	8.7	70800	9.77	6.45	4.89	3.23				*	*			
$\frac{H}{in}$	148.94	12	70800	13.48	8.90	6.74	4.45					*	*		
\Rightarrow C112	126.50	14	70800	15.00	9.90	7.50	4.95						*		

* **Caution:** do not exceed the maximum drive power P_{1max} according to the Type W column.
The italicized power values shown are not the mechanical limit and may be increased through discussion with NORD engineering.

Helical gear unit

Total Weight [lbs]

Gear Unit	W	56C	140TC	180TC	210TC	250TC
SK 83/32	787	783	791	800	800	-
SK 83/42	842	823	831	847	847	899



SK 92 SK 93

	i_{ges}	n_2 $n_1 =$ 1750 rpm [rpm]	M_{2max} $f_B = 1$ [lb-in]	W				NEMA												
				P_{1max}		$f_B \geq 1$		$f_B \Rightarrow C4 - 52$												
				$n_1 =$ 1750 [hp]	$n_1 =$ 1150 [hp]	$n_1 =$ 875 [hp]	$n_1 =$ 580 [hp]	180TC	210TC	250TC	280TC	320TC	360TC							
SK 92	35.47	49	85313	66.33	43.78	33.16	21.89													
W	29.30	60	95359	90.78	59.92	45.39	29.96													*
$\frac{H}{in}$	16.47	106	93925	157.97	104.26	78.99	52.13													
\Rightarrow C106	14.36	122	95350	184.57	121.82	92.29	60.91													
	12.39	141	93739	<i>200.00</i>	<i>132.00</i>	<i>100.00</i>	<i>66.00</i>													
	10.50	167	89491	<i>200.00</i>	<i>132.00</i>	<i>100.00</i>	<i>66.00</i>													
NEMA	7.78	225	53852	192.25	126.89	96.13	63.44													
$\frac{H}{in}$	6.70	261	68605	<i>200.00</i>	<i>132.00</i>	<i>100.00</i>	<i>66.00</i>													
\Rightarrow C116	5.68	308	63826	<i>200.00</i>	<i>132.00</i>	<i>100.00</i>	<i>66.00</i>													
	3.51	499	49312	<i>200.00</i>	<i>132.00</i>	<i>100.00</i>	<i>66.00</i>													
SK 93	187.89	9.3	123723	18.26	12.05	9.13	6.02			*	*									
W	123.05	14	123458	27.42	18.10	13.71	9.05													
$\frac{H}{in}$	109.14	16	102306	25.97	17.14	12.99	8.57				*									
\Rightarrow C106	93.34	19	123900	37.35	24.65	18.68	12.33													
	72.47	24	118590	45.16	29.81	22.58	14.90										*	*		
	61.63	28	112395	49.93	32.96	24.97	16.48										*	*		
NEMA	53.80	33	108413	56.77	37.47	28.38	18.73													*
$\frac{H}{in}$	46.57	38	107970	65.10	42.97	32.55	21.48													*
\Rightarrow C117	39.54	44	107970	75.38	49.75	37.69	24.87													
	31.25	56	107970	95.94	63.32	47.97	31.66													
	27.05	65	107970	<i>100.00</i>	<i>66.00</i>	<i>50.00</i>	<i>33.00</i>													
	22.97	76	107970	<i>100.00</i>	<i>66.00</i>	<i>50.00</i>	<i>33.00</i>													
	19.12	92	107970	<i>100.00</i>	<i>66.00</i>	<i>50.00</i>	<i>33.00</i>													


Helical gear unit

* Caution: do not exceed the maximum drive power P_{1max} according to the Type W column.
The italicized power values shown are not the mechanical limit and may be increased through discussion with NORD engineering.

Gear Unit	Total Weight [lbs]						
	W	180TC	210TC	250TC	280TC	320TC	360TC
SK 92	1268	1160	1212	1215	1246	1279	1400
SK 93	1182	1184	1239	1239	1270	1303	1424

SK 93/42

SK 93/52



	i_{ges}	n_2 $n_1 =$ 1750 rpm [rpm]	M_{2max} $f_B = 1$ [lb-in]	W				NEMA							
				P_{1max}		$f_B \geq 1$		$f_B \Rightarrow$ C4 - 52							
				$n_1 =$ 1750 [hp]	$n_1 =$ 1150 [hp]	$n_1 =$ 875 [hp]	$n_1 =$ 580 [hp]	56C	140TC	180TC	210TC	250TC	280TC		
SK 93/42	1641.59	1.1	107970	1.88	1.24	0.94	0.62			*	*				
	1298.54	1.3	107970	2.23	1.47	1.11	0.73			*	*				
W	1091.47	1.6	107970	2.74	1.81	1.37	0.90			*	*	*			
$\frac{H}{in}$	813.46	2.2	107970	3.77	2.49	1.88	1.24			*	*	*	*		
\Rightarrow C104	756.82	2.3	107970	3.94	2.60	1.97	1.30			*	*	*	*		
	548.76	3.2	107970	5.48	3.62	2.74	1.81				*	*			
NEMA	457.30	3.8	107970	6.51	4.30	3.25	2.15				*	*			
$\frac{H}{in}$	333.02	5.3	107970	9.08	5.99	4.54	3.00				*	*			
\Rightarrow C112	287.83	6.1	107970	10.45	6.90	5.23	3.45					*	*		
	239.74	7.3	107970	12.51	8.25	6.25	4.13					*	*		
	181.16	9.7	107970	15.00	9.90	7.50	4.95					*	*		


SK 93/52	161.32	11	107970	18.84	12.44	9.42	6.22					*	*		
W + NEMA	127.50	14	107970	23.98	15.83	11.99	7.91						*	*	
$\frac{H}{in}$	106.25	16	107970	25.00	16.50	12.50	8.25						*	*	

\Rightarrow C104, 112

* Caution: do not exceed the maximum drive power P_{1max} according to the Type W column.

The italicized power values shown are not the mechanical limit and may be increased through discussion with NORD engineering.

Gear Unit	Total Weight [lbs]						
	W	56C	140TC	180TC	210TC	250TC	280TC
SK 93/42	1237	1217	1226	1241	1241	1294	-
SK 93/52	1301	-	-	1305	1305	1358	1358



SK 102 SK 103

	i_{ges}	n_2 $n_1 =$ 1750 rpm [rpm]	M_{2max} $f_B = 1$ [lb-in]	W				NEMA										
				P_{1max}		$f_B \geq 1$		$f_B \Rightarrow C4 - 52$										
				$n_1 =$ 1750 [hp]	$n_1 =$ 1150 [hp]	$n_1 =$ 875 [hp]	$n_1 =$ 580 [hp]	180TC	210TC	250TC	280TC	320TC	360TC					
SK 102	38.81	45	148751	107.00	70.00	53.00	35.00											
W	19.37	90	148751	212.42	140.20	106.21	70.10											
$\frac{W}{in}$	16.63	105	153698	256.06	169.00	128.03	84.50											
\Rightarrow C106	14.29	122	147087	<i>268.00</i>	<i>176.88</i>	<i>134.00</i>	<i>88.44</i>											
	11.88	147	139591	<i>268.00</i>	<i>176.88</i>	<i>134.00</i>	<i>88.44</i>											
	9.96	176	132785	<i>268.00</i>	<i>176.88</i>	<i>134.00</i>	<i>88.44</i>											
NEMA	7.50	233	99740	<i>268.00</i>	<i>176.88</i>	<i>134.00</i>	<i>88.44</i>											
$\frac{W}{in}$	6.24	280	101695	<i>268.00</i>	<i>176.88</i>	<i>134.00</i>	<i>88.44</i>											
\Rightarrow C118	5.23	335	93828	<i>268.00</i>	<i>176.88</i>	<i>134.00</i>	<i>88.44</i>											
	4.28	409	83075	<i>268.00</i>	<i>176.88</i>	<i>134.00</i>	<i>88.44</i>											
SK 103	207.47	8.4	204966	27.32	18.03	13.66	9.01				*							
W	136.51	13	203550	41.99	27.71	20.99	13.86											
$\frac{W}{in}$	112.53	16	204966	52.03	34.34	26.02	17.17											
\Rightarrow C106	81.40	21	181425	60.45	39.90	30.23	19.95											*
	70.38	25	177000	70.21	46.34	35.11	23.17											
	60.71	29	177000	81.44	53.75	40.72	26.88											
NEMA	52.98	33	177000	92.68	61.17	46.34	30.58											
$\frac{W}{in}$	45.25	39	177000	109.53	72.29	54.76	36.14											
\Rightarrow C119	37.90	46	177000	129.19	85.26	64.59	42.63											
	29.62	59	177000	<i>150.00</i>	<i>99.00</i>	<i>75.00</i>	<i>49.50</i>											
	25.30	69	177000	<i>150.00</i>	<i>99.00</i>	<i>75.00</i>	<i>49.50</i>											
	21.19	83	177000	<i>150.00</i>	<i>99.00</i>	<i>75.00</i>	<i>49.50</i>											


* Caution: do not exceed the maximum drive power P_{1max} according to the Type W column.
The italicized power values shown are not the mechanical limit and may be increased through discussion with NORD engineering.

Helical gear unit

Total Weight [lbs]

Gear Unit	W	180TC	210TC	250TC	280TC	320TC	360TC
SK 102	1810	-	-	-	-	-	2064
SK 103	1830	1667	1722	1753	1887	1887	2083

SK 103/52



	i_{ges}	n_2 $n_1 =$ 1750 rpm [rpm]	M_{2max} $f_B = 1$ [lb-in]	W				NEMA					
				P_{1max}		$f_B \geq 1$		$f_B \Rightarrow$ C4 - 52					
				$n_1 =$ 1750 [hp]	$n_1 =$ 1150 [hp]	$n_1 =$ 875 [hp]	$n_1 =$ 580 [hp]	56C	140TC	180TC	210TC	250TC	280TC
SK 103/52	2037.08	0.86	177000	2.42	1.59	1.21	0.80			*	*		
	1701.72	1.0	177000	2.81	1.85	1.40	0.93			*	*		
W	1412.72	1.2	177000	3.37	2.22	1.69	1.11			*	*		
$\frac{H}{in}$	1148.61	1.5	177000	4.21	2.78	2.11	1.39			*	*	*	*
\Rightarrow C104	943.57	1.9	177000	5.34	3.52	2.67	1.76				*	*	*
	816.55	2.1	177000	5.90	3.89	2.95	1.95				*	*	*
NEMA	642.31	2.7	177000	7.58	5.00	3.79	2.50				*	*	*
$\frac{H}{in}$	467.81	3.7	177000	10.39	6.86	5.20	3.43					*	*
\Rightarrow C112	340.13	5.1	177000	14.32	9.45	7.16	4.73					*	*
	296.69	5.9	177000	16.57	10.94	8.28	5.47					*	*
	244.77	7.1	177000	19.94	13.16	9.97	6.58					*	*
	184.62	9.5	177000	26.68	17.61	13.34	8.80						*
	154.63	11	177000	<i>30.00</i>	<i>19.80</i>	<i>15.00</i>	<i>9.90</i>						
	122.42	14	177000	<i>30.00</i>	<i>19.80</i>	<i>15.00</i>	<i>9.90</i>						
	105.36	17	177000	<i>30.00</i>	<i>19.80</i>	<i>15.00</i>	<i>9.90</i>						

* Caution: do not exceed the maximum drive power P_{1max} according to the Type W column.
The italicized power values shown are not the mechanical limit and may be increased through discussion with NORD engineering.

Helical gear unit

Total Weight [lbs]


Gear Unit	W	56C	140TC	180TC	210TC	250TC	280TC
SK 103/52	1784	1764	1773	1788	1788	1841	1841



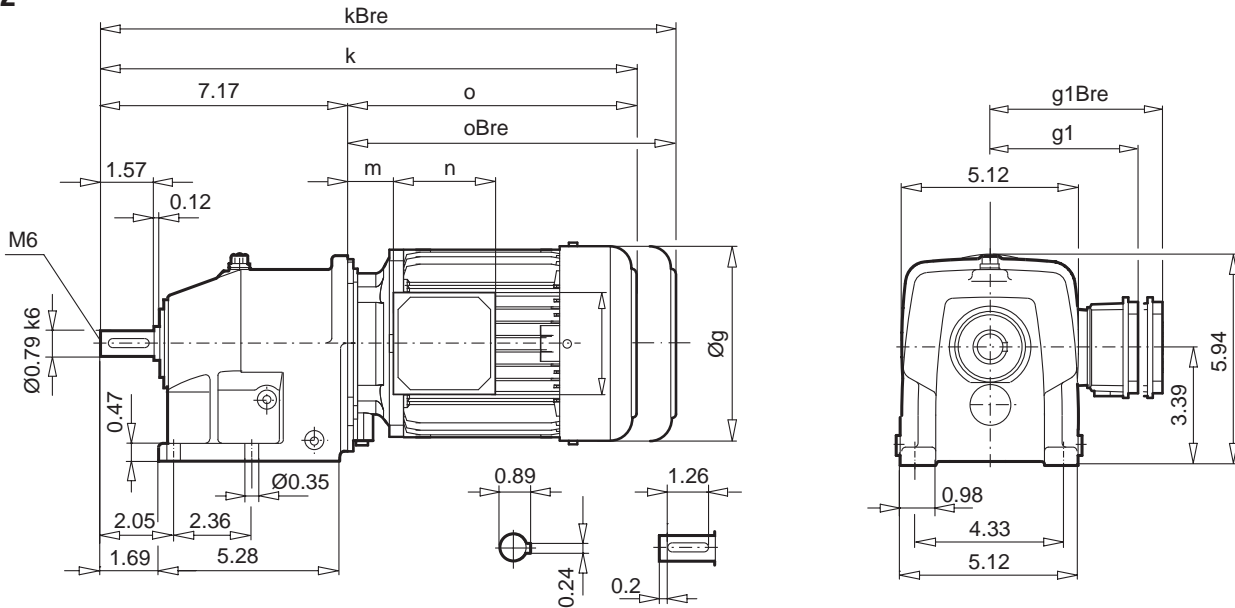
Notes

Large grid area for notes.

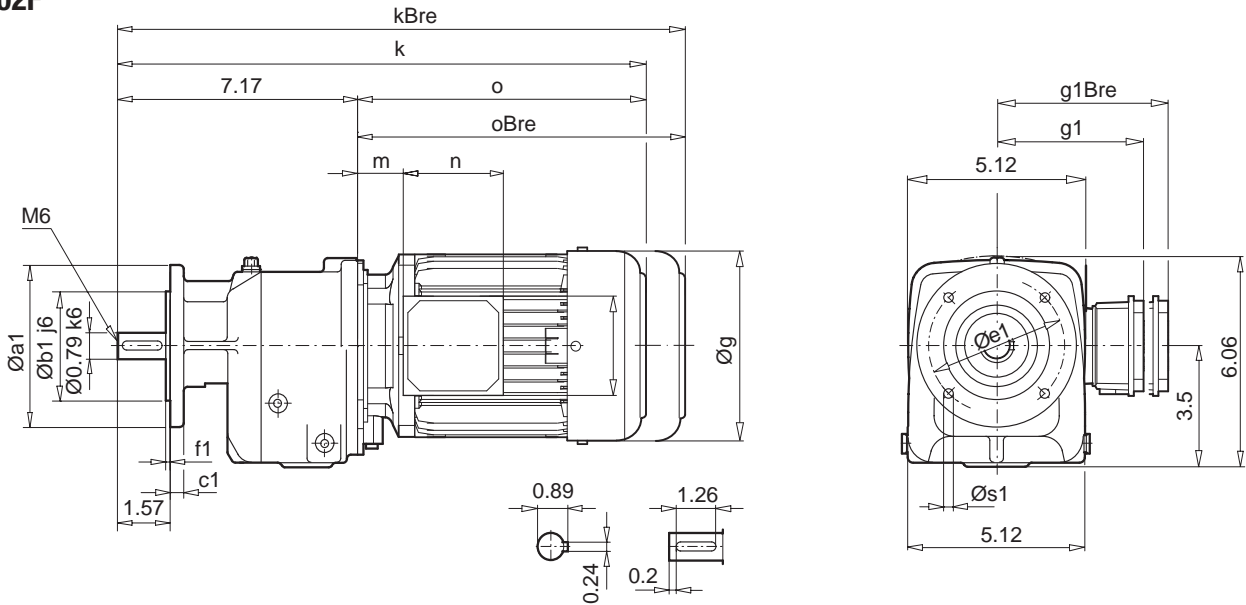
SK 02 SK 02F



SK 02






SK 02F



a1	b1	c1	e1	f1	s1
4.72	3.15	0.39	3.94	0.12	4 x 0.28
5.51	3.74	0.39	4.53	0.12	4 x 0.35
6.30	4.33	0.39	5.12	0.12	4 x 0.35

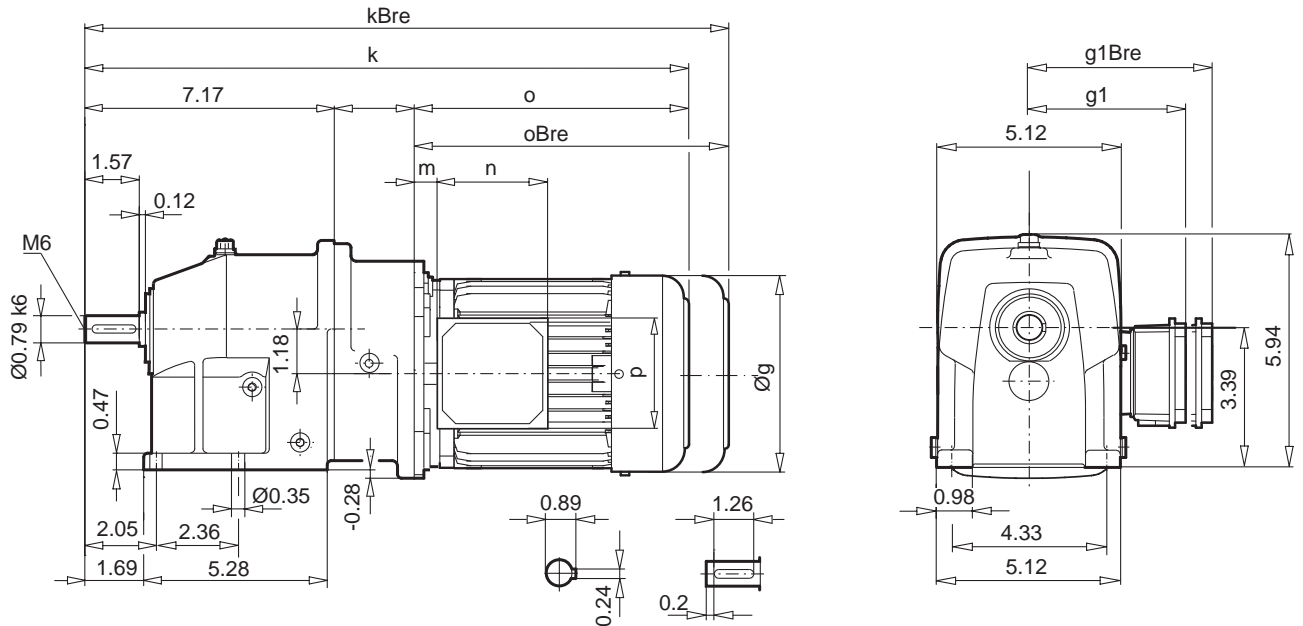
± ⇒ A58	63 SP/LP	71 SP/LP	80 SP/LP	90 SP/LP	100 LP
g	5.12	5.71	6.50	7.20	7.91
g1 / g1Bre	4.53 / 4.84	4.88 / 5.20	5.59 / 5.59	5.79 / 5.79	6.65 / 6.81
k / kBre	14.88 / 17.09	16.46 / 18.74	17.44 / 19.96	19.06 / 22.01	20.24 / 23.82
o / oBre	7.72 / 9.92	9.29 / 11.57	10.28 / 12.80	11.89 / 14.84	13.07 / 16.65
m / mBre	0.63 / 0.87	1.65 / 1.85	1.85 / 2.01	2.05 / 2.20	2.28 / 2.44
n / nBre	3.94 / 5.28	3.94 / 5.28	4.49 / 6.02	4.49 / 6.02	4.49 / 6.02
p / pBre	3.94 / 3.50	3.94 / 3.50	4.49 / 4.25	4.49 / 4.25	4.49 / 4.25



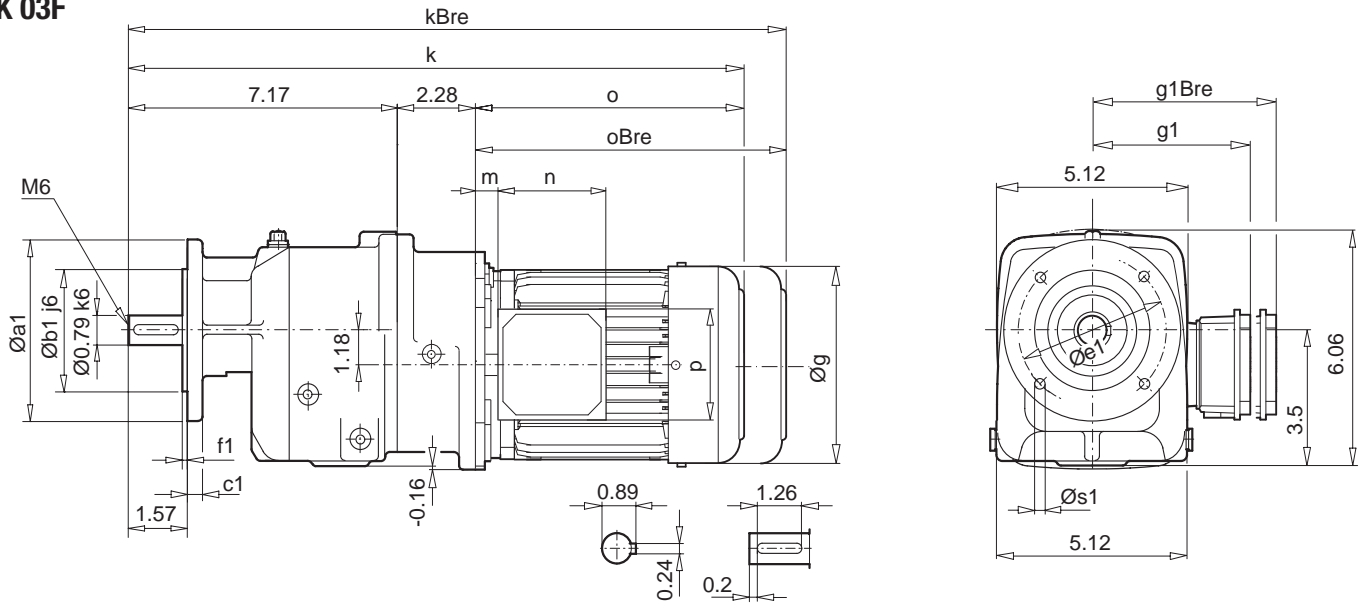


SK 03
SK 03F

SK 03



SK 03F




a1	b1	c1	e1	f1	s1
4.72	3.15	0.39	3.94	0.12	4 x 0.28
5.51	3.74	0.39	4.53	0.12	4 x 0.35
6.30	4.33	0.39	5.12	0.12	4 x 0.35

± ⇒ A58	63 SP/LP	71 SP
g	5.12	5.71
g1 / g1Bre	4.53 / 4.84	4.88 / 5.20
k / kBre	17.17 / 19.37	18.74 / 21.02
o / oBre	7.72 / 9.92	9.29 / 11.57
m / mBre	0.63 / 0.87	1.65 / 1.85
n / nBre	3.94 / 5.28	3.94 / 5.28
p / pBre	3.94 / 3.50	3.94 / 3.50

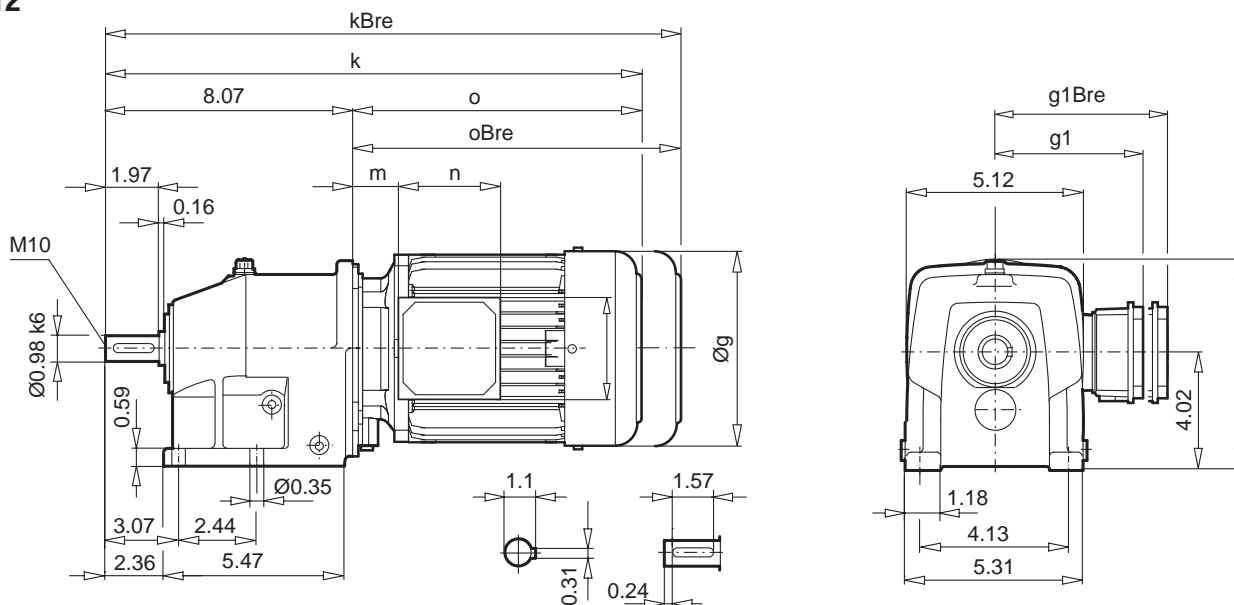


Helical gear unit

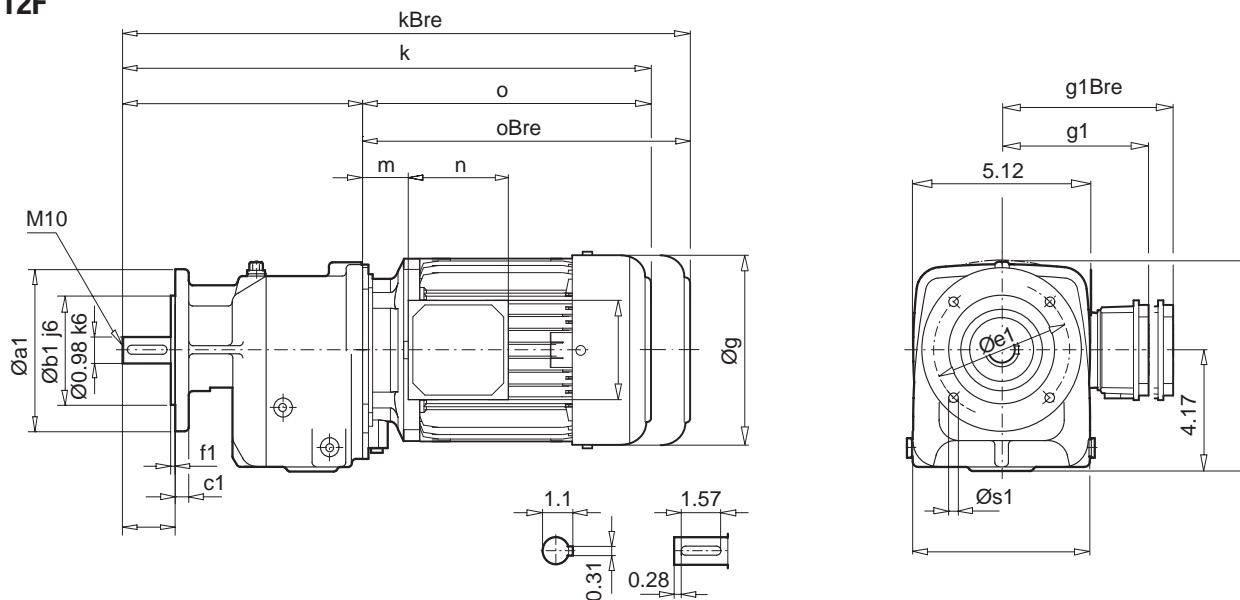
SK 12 SK 12F



SK 12



SK 12F




a1	b1	c1	e1	f1	s1
4.72	3.15	0.39	3.94	0.12	4 x 0.28
5.51	3.74	0.39	4.53	0.12	4 x 0.35
6.30	4.33	0.39	5.12	0.12	4 x 0.35

± ⇒ A58	63 SP/LP	71 SP/LP	80 SP/LP	90 SP/LP	100 LP/AP	112 MP
g	5.12	5.71	6.50	7.20	7.91	8.98
g1 / g1Bre	4.53 / 4.84	4.88 / 5.20	5.59 / 5.59	5.79 / 5.79	6.65 / 6.81	7.05 / 7.17
k / kBre	15.79 / 17.99	17.36 / 19.65	18.35 / 20.87	19.96 / 22.91	21.14 / 24.72	23.03 / 26.69
o / oBre	7.72 / 9.92	9.29 / 11.57	10.28 / 12.80	11.89 / 14.84	13.07 / 16.65	14.96 / 18.62
m / mBre	0.63 / 0.87	1.65 / 1.85	1.85 / 2.01	2.05 / 2.2058	2.28 / 2.44	2.52 / 2.64
n / nBre	3.94 / 5.28	3.94 / 5.28	4.49 / 6.02	4.49 / 6.02	4.49 / 6.02	4.49 / 6.02
p / pBre	3.94 / 3.50	3.94 / 3.50	4.49 / 4.25	4.49 / 4.25	4.49 / 4.25	4.49 / 4.25

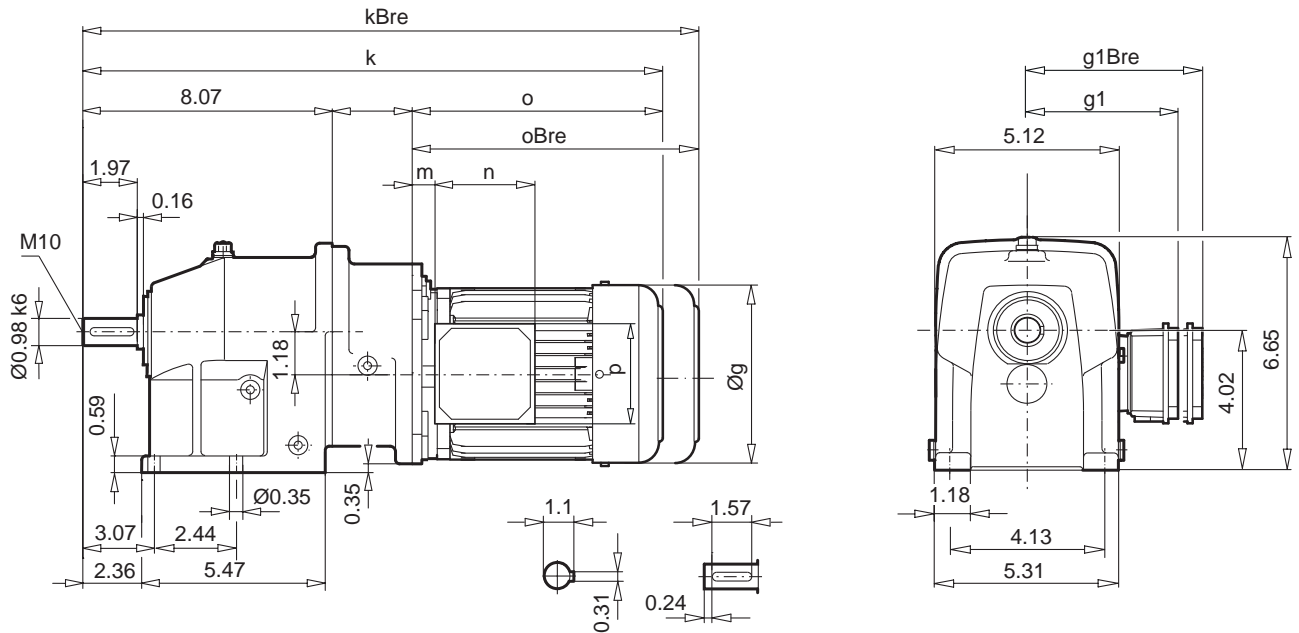


Helical gear unit

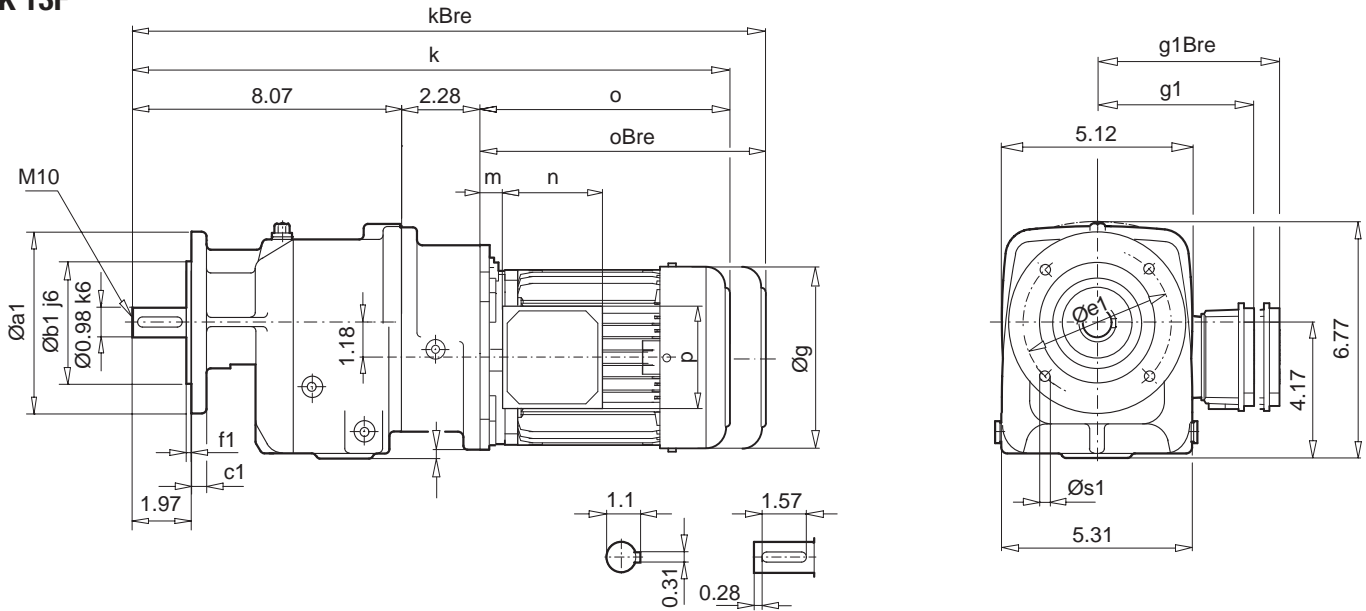


SK 13 SK 13F

SK 13




SK 13F




a1	b1	c1	e1	f1	s1
4.72	3.15	0.39	3.94	0.12	4 x 0.28
5.51	3.74	0.39	4.53	0.12	4 x 0.35
6.30	4.33	0.39	5.12	0.12	4 x 0.35

± ⇒ A58	63 SP/LP	71 SP/LP
g	5.12	5.71
g1 / g1Bre	4.53 / 4.84	4.88 / 5.20
k / kBre	18.07 / 20.28	19.65 / 21.93
o / oBre	7.72 / 9.92	9.29 / 11.57
m / mBre	0.63 / 0.87	1.65 / 1.85
n / nBre	3.94 / 5.28	3.94 / 5.28
p / pBre	3.94 / 3.50	3.94 / 3.50

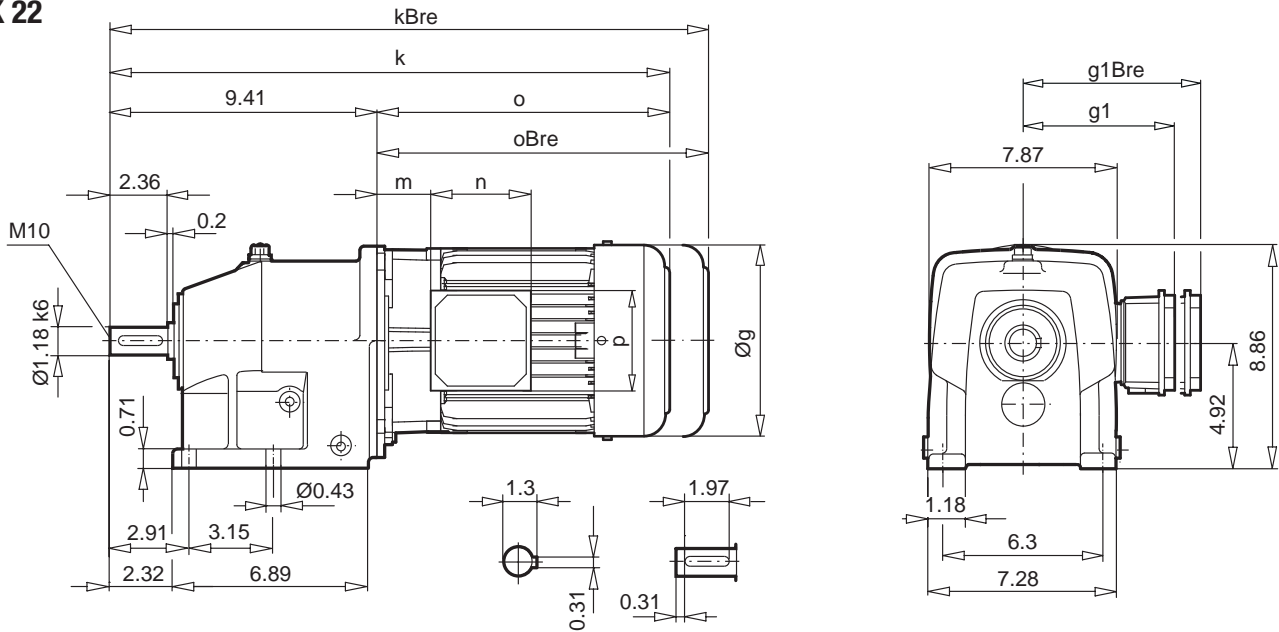


Helical gear unit

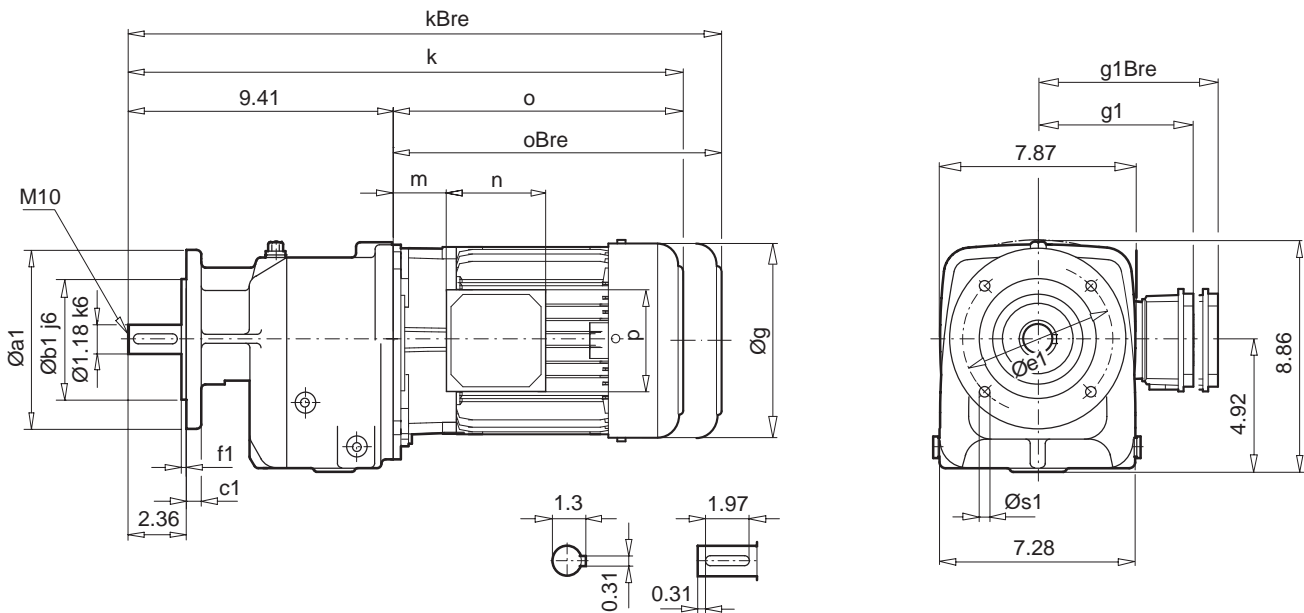
SK 22 SK 22F



SK 22

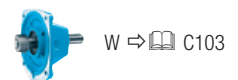



SK 22F



a1	b1	c1	e1	f1	s1
6.30	4.33	0.39	5.12	0.14	4 x 0.35
7.87	5.12	0.47	6.50	0.14	4 x 0.43

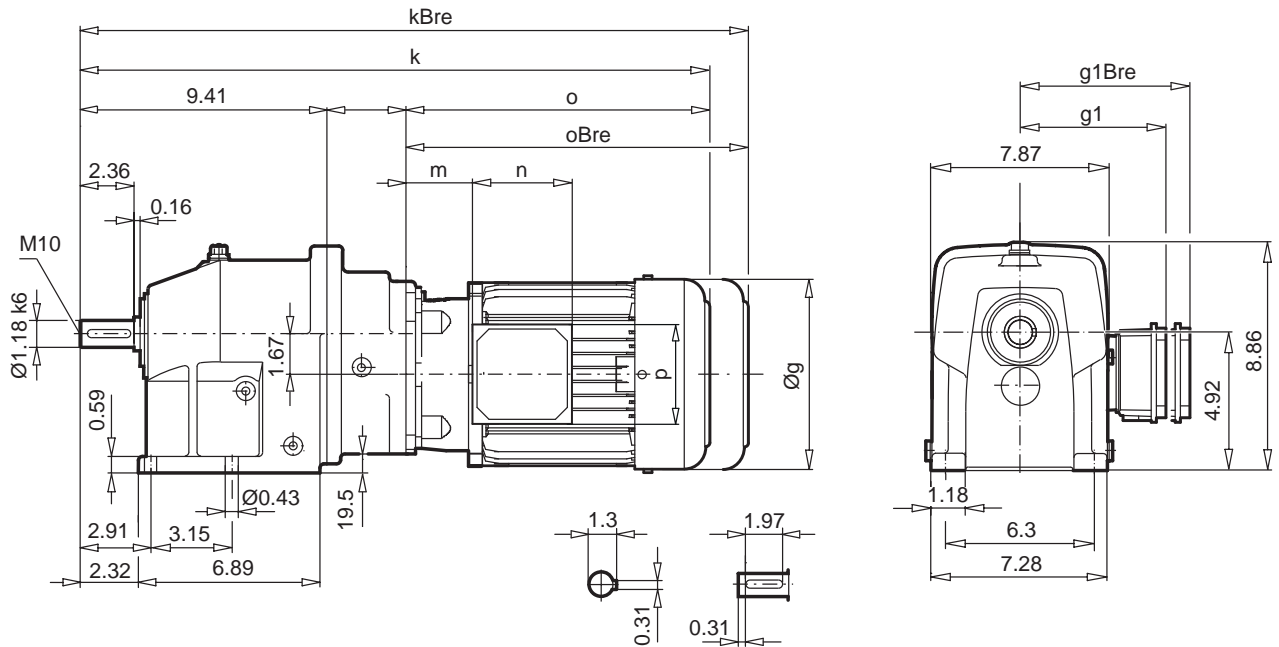
± ⇒ A58	71 SP/LP	80 SP/LP	90 SP/LP	100 LP/AP	112 MP	132 SP/MP
g	5.71	6.50	7.20	7.91	8.98	10.47
g1 / g1Bre	4.88 / 5.20	5.59 / 5.59	5.79 / 5.79	6.65 / 6.81	7.05 / 7.17	8.03 / 7.91
k / kBre	18.46 / 20.75	19.45 / 22.01	21.06 / 24.02	22.24 / 25.83	24.13 / 27.80	26.54 / 30.75
o / oBre	9.06 / 11.34	10.04 / 12.56	11.65 / 14.61	12.83 / 16.42	14.72 / 18.39	17.13 / 21.34
m / mBre	1.42 / 1.65	1.61 / 1.77	1.81 / 1.97	2.05 / 2.20	2.28 / 2.40	2.80 / 2.44
n / nBre	3.94 / 5.28	3.94 / 5.28	3.94 / 5.28	3.94 / 5.28	3.94 / 5.28	4.80 / 7.28
p / pBre	3.94 / 3.50	4.49 / 4.25	4.49 / 4.25	4.49 / 4.25	4.49 / 4.25	4.80 / 5.47



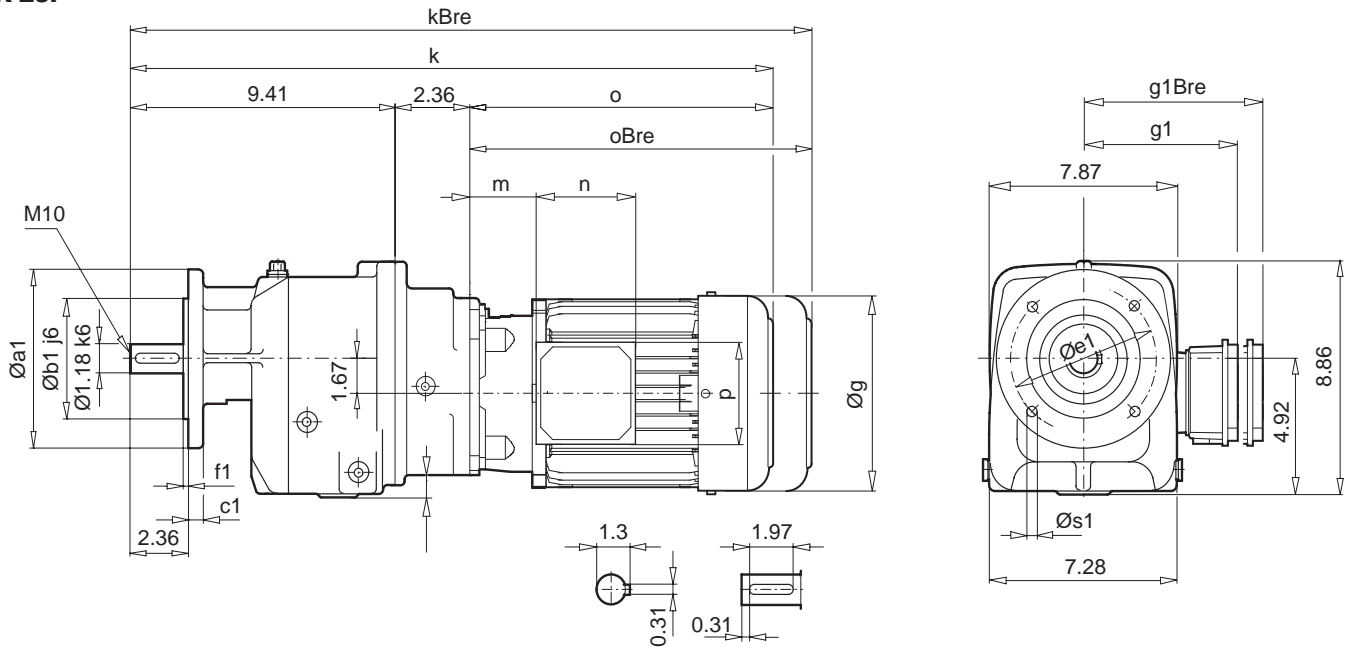


SK 23 SK 23F

SK 23




SK 23F




a1	b1	c1	e1	f1	s1
6.30	4.33	0.39	5.12	0.14	4 x 0.35
7.87	5.12	0.47	6.50	0.14	4 x 0.43

± → A58	63 SP/LP	71 SP/LP	80 SP/LP
g	5.12	5.71	6.50
g1 / g1Bre	4.53 / 4.84	4.88 / 5.20	5.59 / 5.59
k / kBre	19.49 / 21.69	21.06 / 23.35	22.05 / 24.57
o / oBre	7.72 / 9.92	9.29 / 11.57	10.28 / 12.80
m / mBre	0.63 / 0.87	1.65 / 1.85	1.85 / 2.01
n / nBre	3.94 / 5.28	3.94 / 5.28	4.49 / 6.02
p / pBre	3.94 / 3.50	3.94 / 3.50	4.49 / 4.25

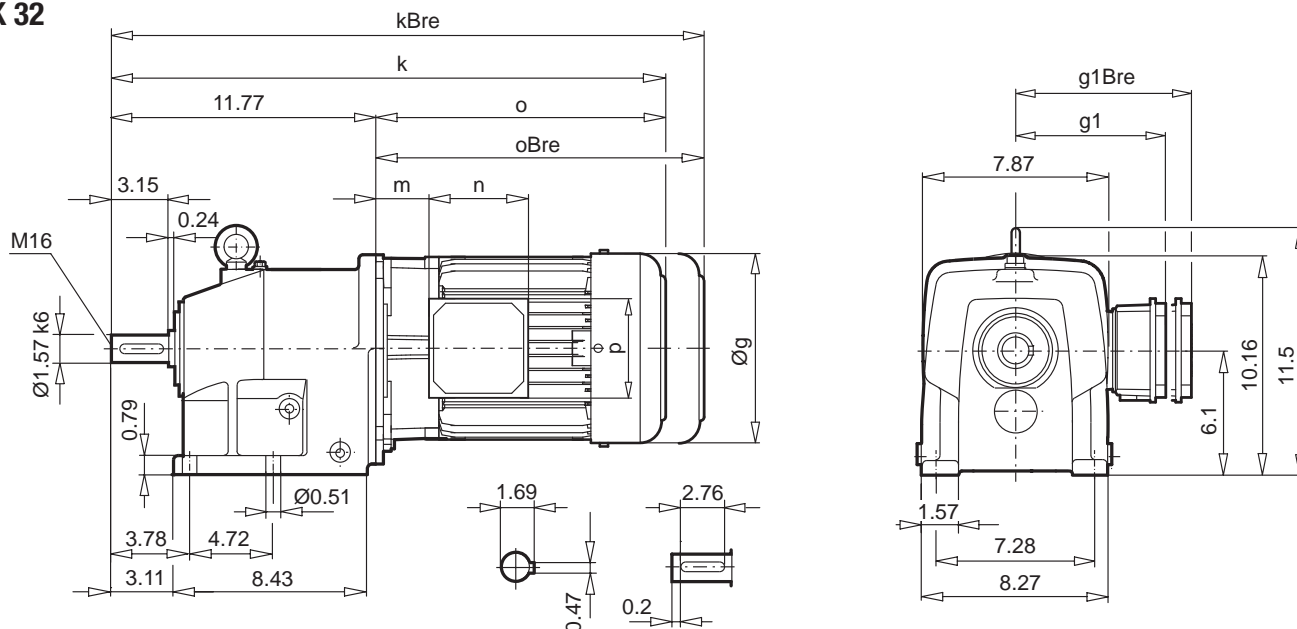


Helical gear unit

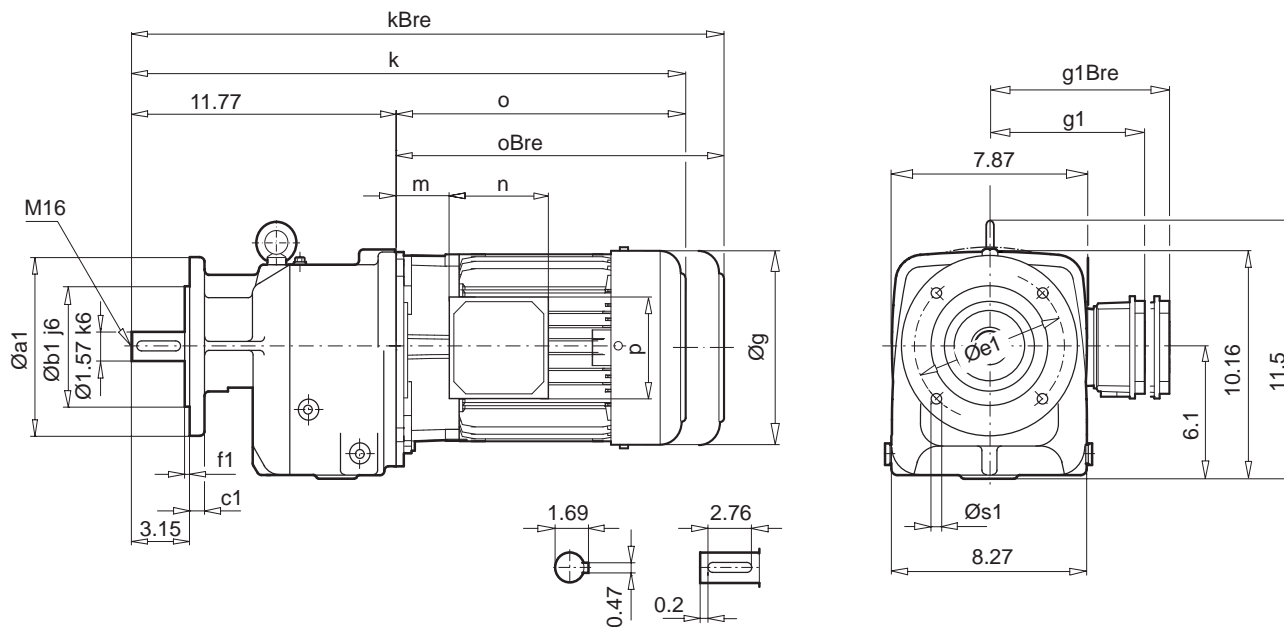
SK 32 SK 32F



SK 32




SK 32F



a1	b1	c1	e1	f1	s1
7.87	5.12	0.47	6.50	0.14	4 x 0.43
9.84	7.09	0.63	8.46	0.16	4 x 0.55

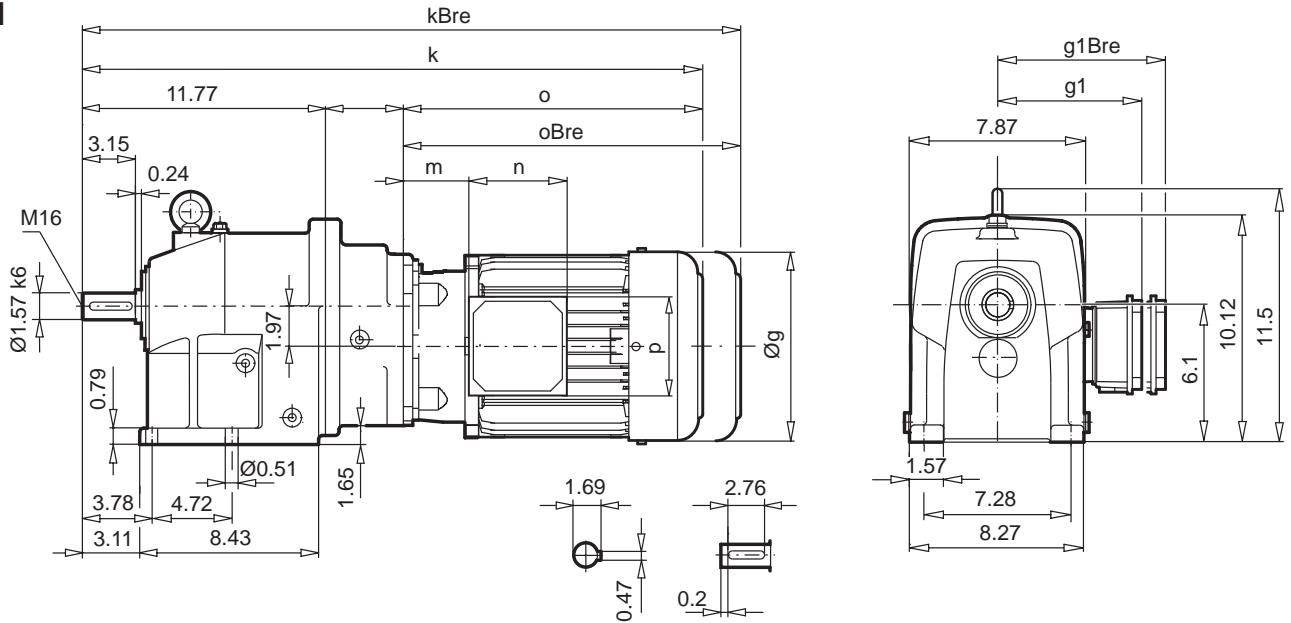
± ⇄ A58	71 SP/LP	80 SP/SP	90 SP/LP	100 LP/AP	112 MP	132 SP/MP	
g	5.71	6.50	7.20	7.91	8.98	10.47	
g1 / g1Bre	4.88 / 5.20	5.59 / 5.59	5.79 / 5.79	6.65 / 6.81	7.05 / 7.17	8.03 / 7.91	W ⇄ C103
k / kBre	20.83 / 23.11	21.81 / 24.33	23.43 / 26.38	24.61 / 28.19	26.50 / 30.16	28.90 / 33.11	
o / oBre	9.06 / 11.34	10.04 / 12.56	11.65 / 14.61	12.83 / 16.42	14.72 / 18.39	17.13 / 21.34	
m / mBre	1.42 / 1.65	1.61 / 1.77	1.81 / 1.97	2.05 / 2.20	2.28 / 2.40	2.80 / 2.44	
n / nBre	3.94 / 5.28	4.49 / 6.02	4.49 / 6.02	4.49 / 6.02	4.49 / 6.02	4.80 / 7.28	
p / pBre	3.94 / 3.50	4.49 / 4.25	4.49 / 4.25	4.49 / 4.25	4.49 / 4.25	4.80 / 5.47	IEC, NEMA ⇄ C110

Helical gear unit

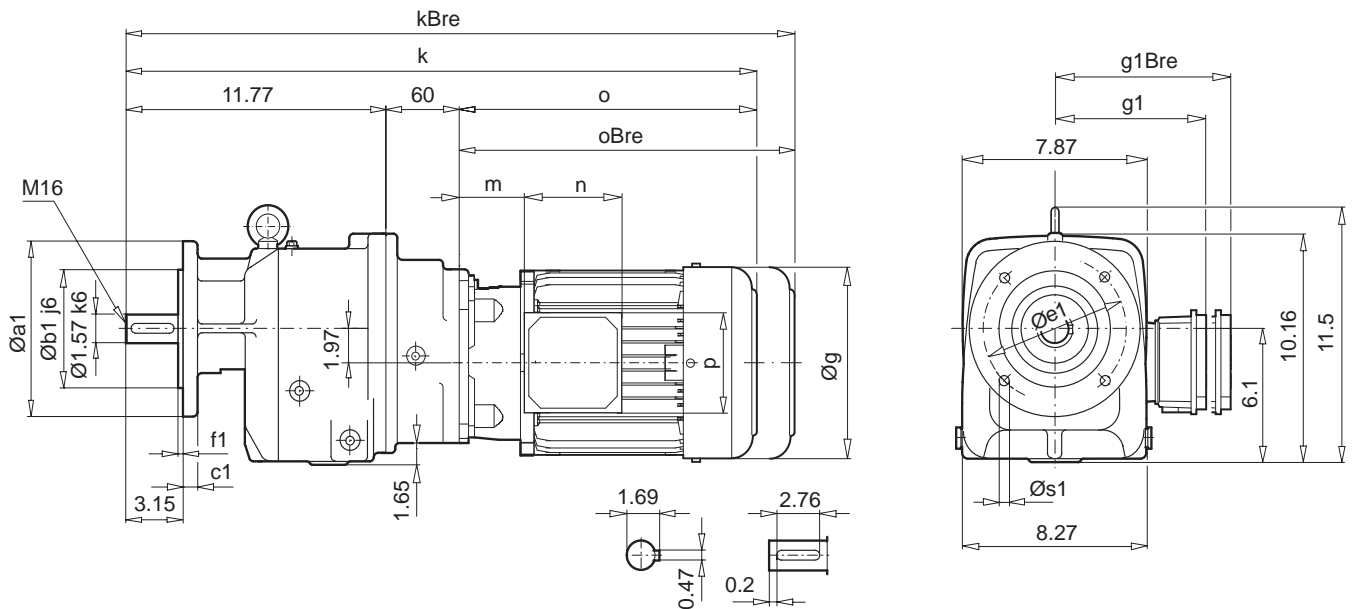


SK 33N SK 33NF

SK 33N



SK 33NF




a1	b1	c1	e1	f1	s1
7.87	5.12	0.47	6.50	0.14	4 x 0.43
9.84	7.09	0.63	8.46	0.16	4 x 0.55

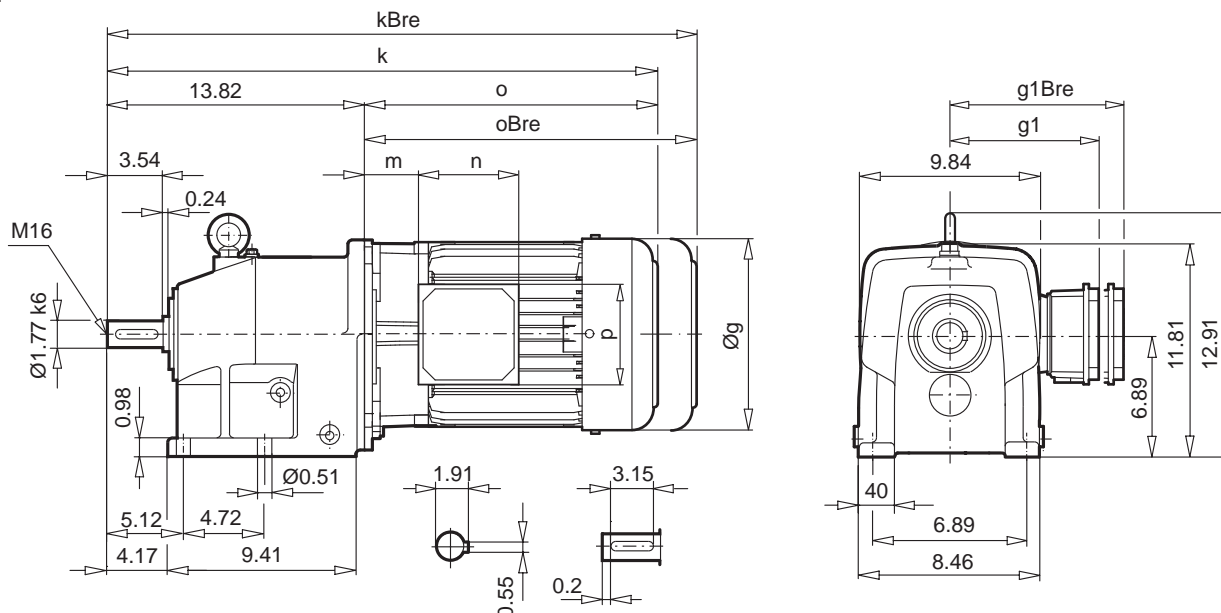
± ⇒ A58	63 SP/LP	71 SP/LP	80 SP/LP	90 SP	
g	5.12	5.71	6.50	7.20	
g1 / g1Bre	4.53 / 4.84	4.88 / 5.20	5.59 / 5.59	5.79 / 5.79	W ⇒ C102
k / kBre	21.85 / 24.06	23.43 / 25.71	24.41 / 26.93	26.02 / 28.98	
o / oBre	7.72 / 9.92	9.29 / 11.57	10.28 / 12.80	11.89 / 14.84	
m / mBre	0.63 / 0.87	1.65 / 1.85	1.85 / 2.01	2.05 / 2.20	
n / nBre	3.94 / 5.28	3.94 / 5.28	4.49 / 6.02	4.49 / 6.02	
p / pBre	3.94 / 3.50	3.94 / 3.50	4.49 / 4.25	4.49 / 4.25	IEC, NEMA ⇒ C111

Helical gear unit

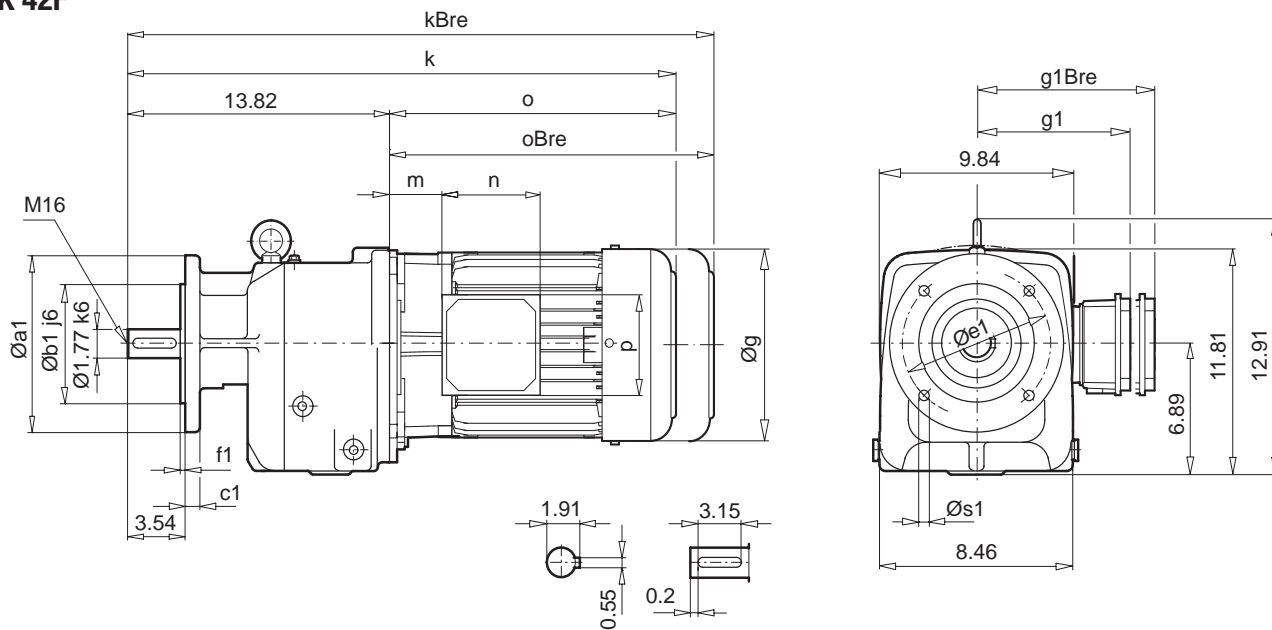
SK 42 SK 42F



SK 42

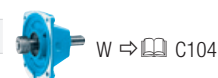


SK 42F




a1	b1	c1	e1	f1	s1
7.87	5.12	0.47	6.50	0.14	4 x 0.43
9.84	7.09	0.63	8.46	0.16	4 x 0.55

± ⇒ A58	90 SP/LP	100 LP/AP	112 MP	132 SP/MP	160 SP/MP	160 LP	180 MP/LP
g	7.20	7.91	8.98	10.47	12.60	12.60	13.70
g1 / g1Bre	5.79 / 5.79	6.65 / 6.81	7.05 / 7.17	8.03 / 7.91	9.53 / 9.53	9.53 / 9.53	10.16 / 10.16
k / kBre	24.69 / 27.64	25.87 / 29.45	27.76 / 31.42	30.16 / 34.37	33.19 / 38.50	34.92 / 40.24	38.78 / 43.82
o / oBre	10.87 / 13.82	12.05 / 15.63	13.94 / 17.60	16.34 / 20.55	19.37 / 24.69	21.10 / 26.42	24.96 / 30.00
m / mBre	1.02 / 1.18	1.26 / 1.42	1.50 / 1.61	2.01 / 1.65	2.05 / 2.05	2.05 / 2.05	2.91 / 2.91
n / nBre	4.49 / 6.02	4.49 / 6.02	4.49 / 6.02	4.80 / 7.28	7.32 / 7.32	7.32 / 7.32	7.32 / 7.32
p / pBre	4.49 / 4.25	4.49 / 4.25	4.49 / 4.25	4.80 / 5.47	7.32 / 7.32	7.32 / 7.32	7.32 / 7.32

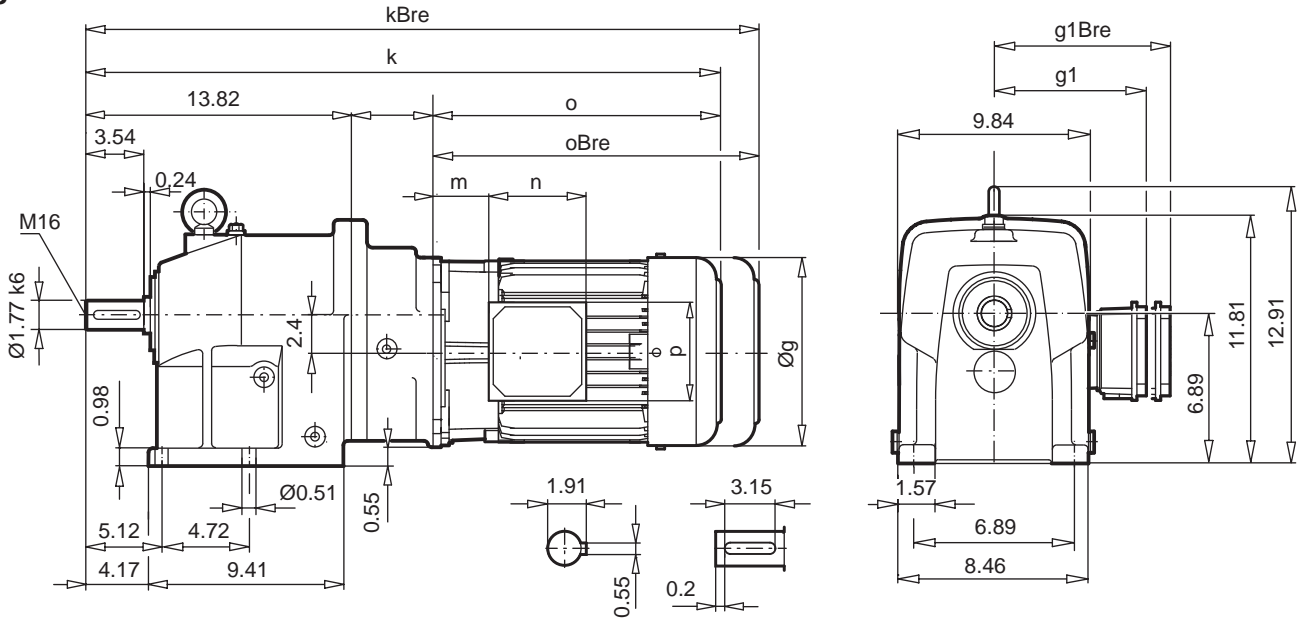


Helical gear unit

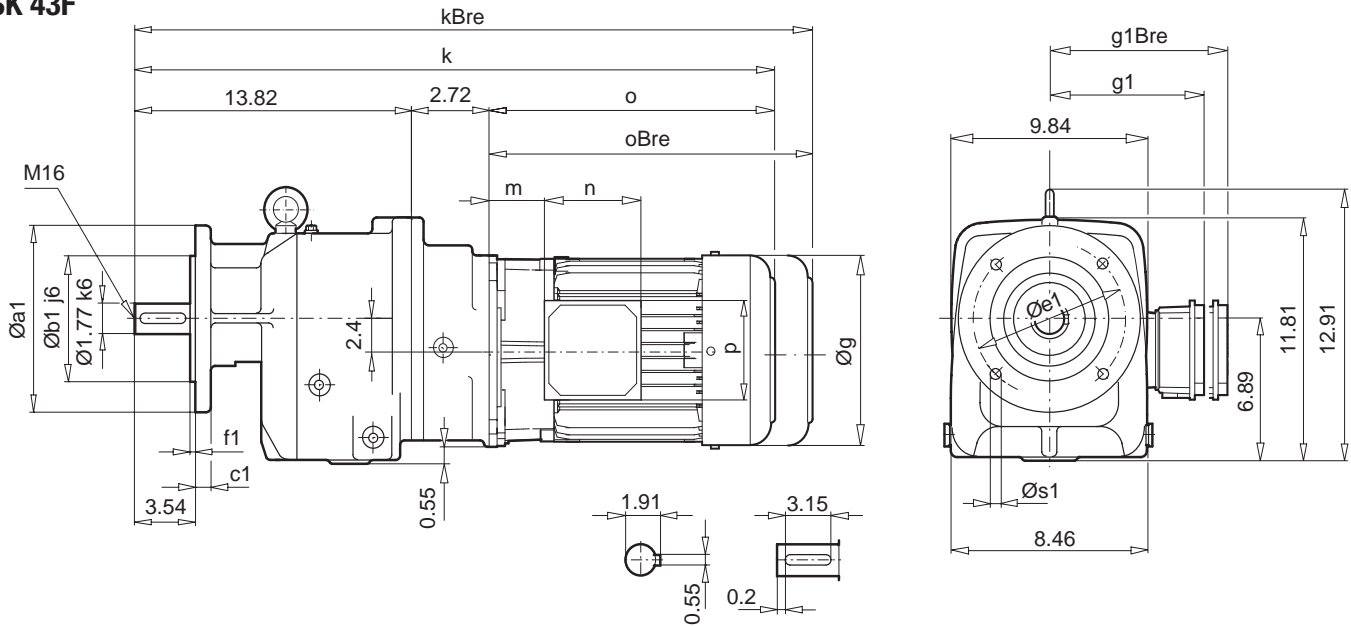


SK 43 SK 43F

SK 43

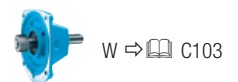


SK 43F



a1	b1	c1	e1	f1	s1
7.87	5.12	0.47	6.50	0.14	4 x 0.43
9.84	7.09	0.63	8.46	0.16	4 x 0.55

± → A58	71 SP/LP	80 SP/LP	90 SP/LP	100 LP/AP	112 MP
g	5.71	6.50	7.20	7.91	8.98
g1 / g1Bre	4.88 / 5.20	5.59 / 5.59	5.79 / 5.79	6.65 / 6.81	7.05 / 7.17
k / kBre	25.59 / 27.87	26.57 / 29.09	28.19 / 31.14	29.37 / 32.95	31.26 / 34.92
o / oBre	9.06 / 11.34	10.04 / 12.56	11.65 / 14.61	12.83 / 16.42	14.72 / 18.39
m / mBre	1.42 / 1.65	1.61 / 1.77	1.81 / 1.97	2.05 / 2.20	2.68 / 2.83
n / nBre	3.94 / 5.28	4.49 / 6.02	4.49 / 6.02	4.49 / 6.02	4.49 / 6.02
p / pBre	3.94 / 3.50	4.49 / 4.25	4.49 / 4.25	4.49 / 4.25	4.49 / 4.25

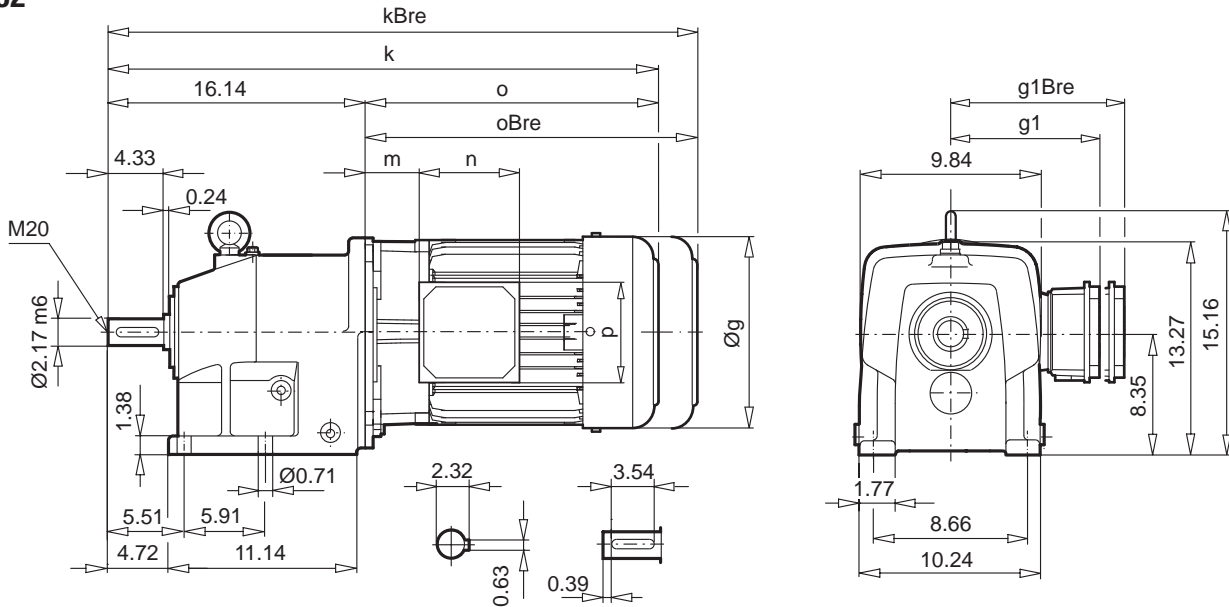


Helical gear unit

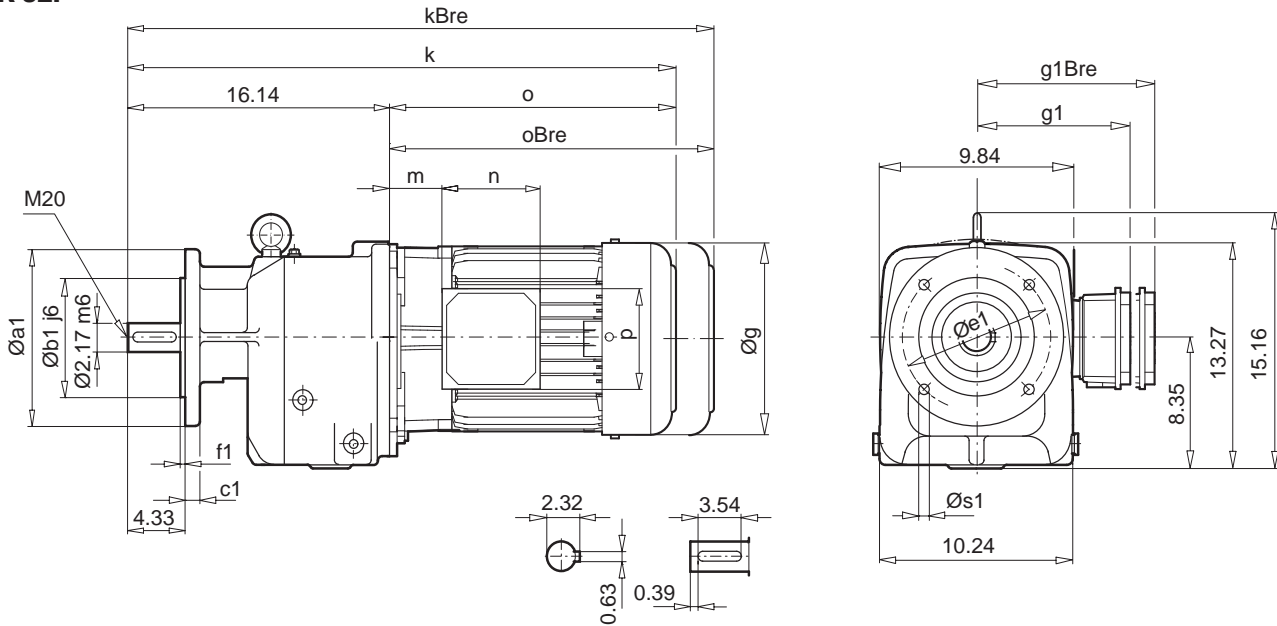
SK 52 SK 52F



SK 52

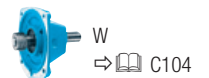



SK 52F



a1	b1	c1	e1	f1	s1
9.84	7.09	0.63	8.46	0.16	4 x 0.55
11.81	9.06	0.79	10.43	0.16	4 x 0.55

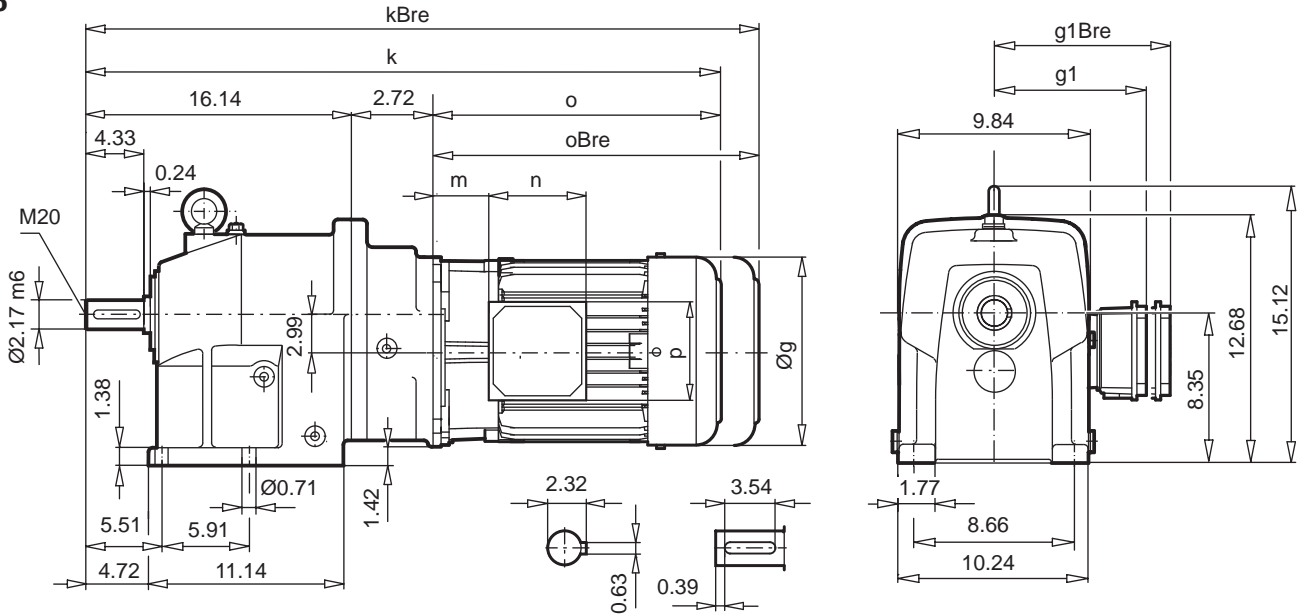
± ⇄ A58	90 SP/LP	100 LP/AP	112 MP	132 SP/MP	160 SP/MP	160 LP	180 MP/LP	225 RP/SP
g	7.20	7.91	8.98	10.47	12.60	12.60	13.70	17.52
g1 / g1Bre	5.79 / 5.79	6.65 / 6.81	7.05 / 7.17	8.03 / 7.91	9.53 / 9.53	9.53 / 9.53	10.16 / 10.16	13.78 / 13.70
k / kBre	27.01 / 29.96	28.19 / 31.77	30.08 / 33.74	32.48 / 36.69	35.51 / 40.83	37.13 / 42.56	41.10 / 46.14	45.31 / 52.40
o / oBre	10.87 / 13.82	12.05 / 15.63	13.94 / 17.60	16.34 / 20.55	19.37 / 24.69	21.10 / 26.42	24.96 / 30.00	29.21 / 26.30
m / mBre	1.02 / 1.18	1.26 / 1.42	2.28 / 2.40	2.01 / 1.65	2.05 / 2.05	2.05 / 2.05	2.91 / 2.91	3.70 / 3.70
n / nBre	4.49 / 6.02	4.49 / 6.02	4.49 / 6.02	4.80 / 7.28	7.32 / 7.32	7.32 / 7.32	7.32 / 7.32	9.65 / 9.65
p / pBre	4.49 / 4.25	4.49 / 4.25	4.49 / 4.25	4.80 / 5.47	7.32 / 7.32	7.32 / 7.32	7.32 / 7.32	9.65 / 9.65



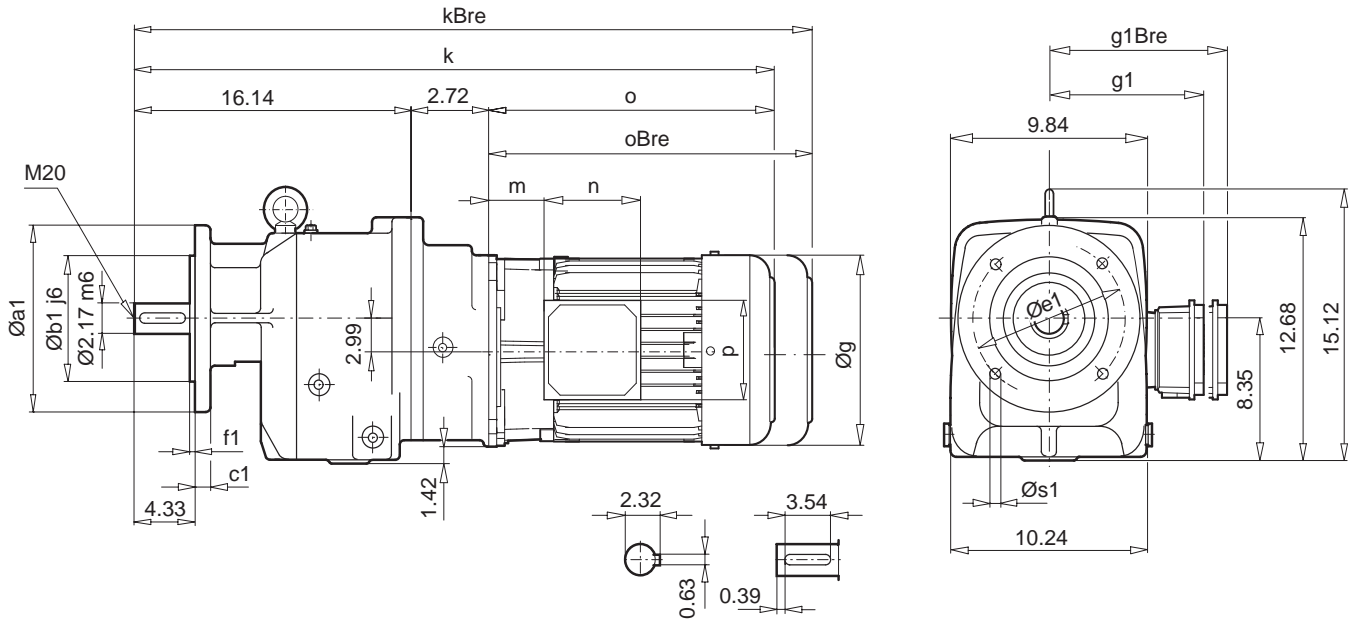


SK 53
SK 53F

SK 53




SK 53F




a1	b1	c1	e1	f1	s1
9.84	7.09	0.63	8.46	0.16	4 x 0.55
11.81	9.06	0.79	10.43	0.16	4 x 0.55

± → A58	71 LP	80 SP/LP	90 SP/LP	100 LP/AP	112 MP
g	5.71	6.50	7.20	7.91	8.98
g1 / g1Bre	4.88 / 5.20	5.59 / 5.59	5.79 / 5.79	6.65 / 6.81	7.05 / 7.17
k / kBre	27.91 / 30.20	28.90 / 31.42	30.51 / 33.46	31.69 / 35.28	33.58 / 37.24
o / oBre	9.06 / 11.34	10.04 / 12.56	11.65 / 14.61	12.83 / 16.42	14.72 / 18.39
m / mBre	1.42 / 1.65	1.61 / 1.77	1.81 / 1.97	2.05 / 2.20	2.68 / 2.83
n / nBre	3.94 / 5.28	4.49 / 6.02	4.49 / 6.02	4.49 / 6.02	4.49 / 6.02
p / pBre	3.94 / 3.50	4.49 / 4.25	4.49 / 4.25	4.49 / 4.25	4.49 / 4.25

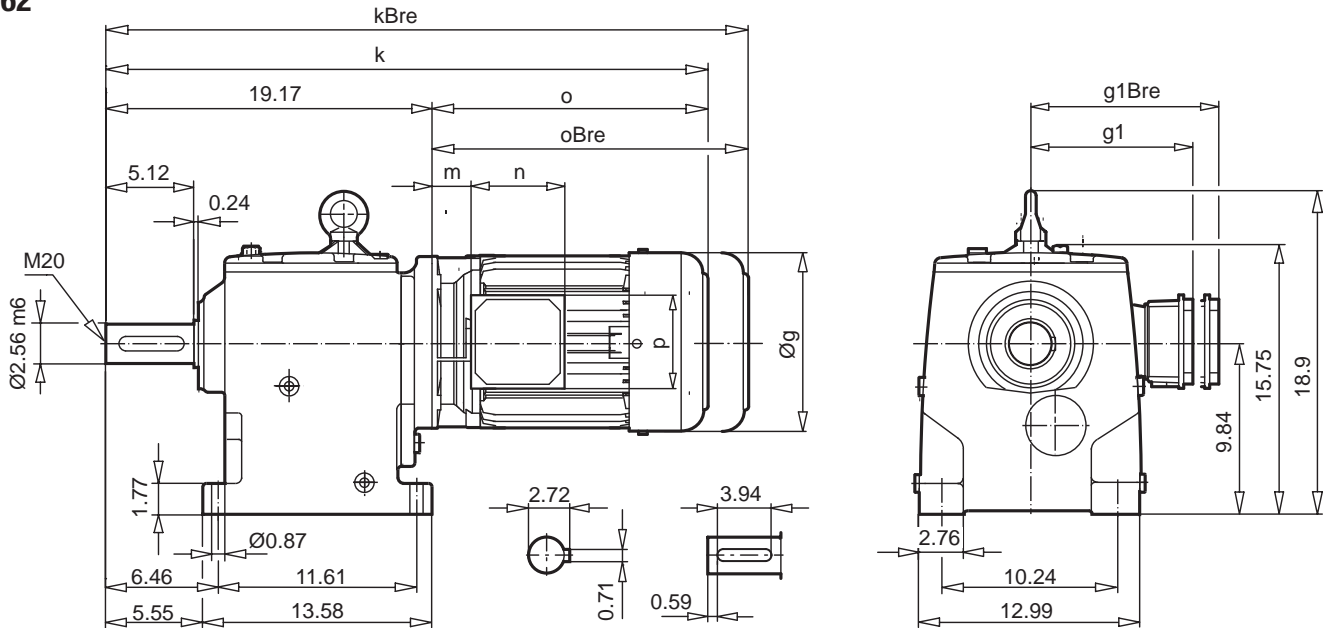


Helical gear unit

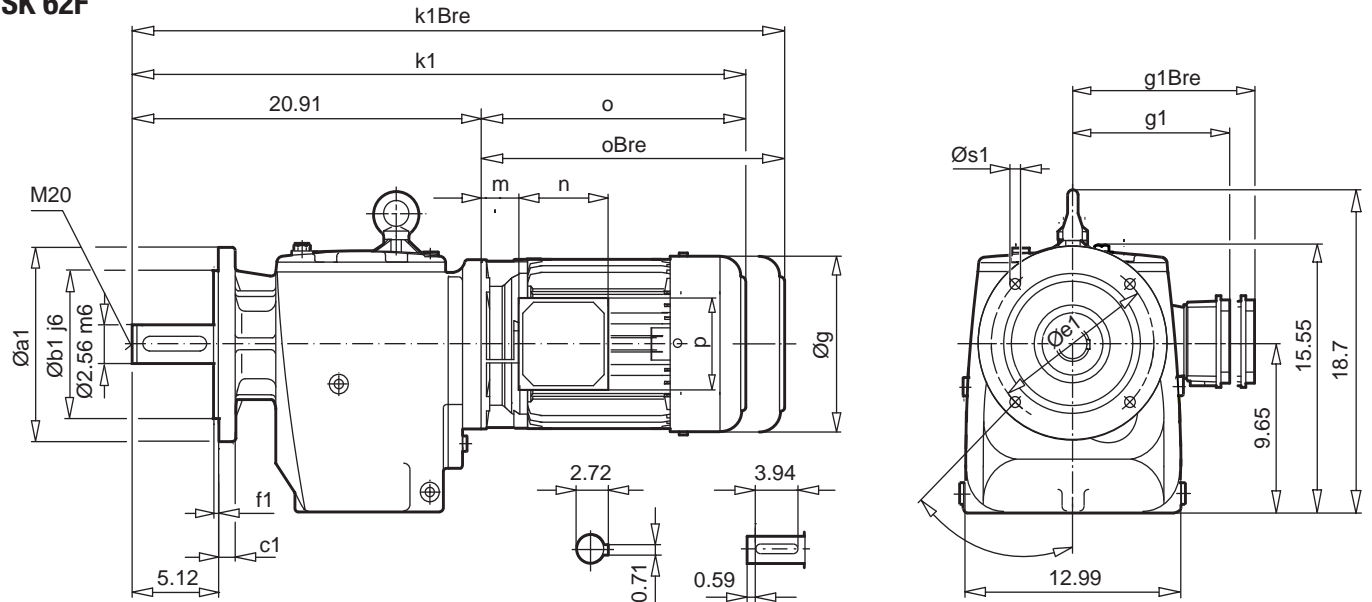
SK 62 SK 62F



SK 62



SK 62F



a1	b1	c1	e1	f1	s1
11.81	9.06	0.94	10.43	0.16	4 x 0.55

± ⇒ A58	100 LP/AP	112 MP	132 SP/MP	160 SP/MP	160 LP	180 MP/LP	225 RP	225 SP/MP
g	7.91	8.98	10.47	12.60	12.60	13.70	17.52	17.52
g1 / g1Bre	6.65 / 6.81	7.05 / 7.17	8.03 / 7.91	9.53 / 9.53	9.53 / 9.53	10.16 / 10.16	13.78 / 13.70	13.78 / 13.70
k / kBre	31.18 / 34.76	32.99 / 36.65	36.30 / 40.51	38.54 / 43.86	40.28 / 45.59	43.43 / 48.46	48.39 / 55.47	48.39 / 55.47
k1 / kBre	32.91 / 36.50	34.72 / 38.39	38.03 / 42.24	40.28 / 45.59	42.01 / 47.32	45.08 / 50.12	50.12 / 57.20	50.12 / 57.20
o / oBre	12.05 / 15.63	13.82 / 17.48	17.13 / 21.34	19.37 / 24.69	21.10 / 26.42	24.17 / 29.21	29.21 / 36.30	29.21 / 36.30
m / mBre	1.26 / 1.42	1.38 / 1.50	2.80 / 2.44	2.05 / 2.05	2.05 / 2.05	2.13 / 2.13	3.70 / 3.70	3.70 / 3.70
n / nBre	4.49 / 6.02	4.49 / 6.02	4.80 / 7.28	7.32 / 7.32	7.32 / 7.32	7.32 / 7.32	9.65 / 9.65	9.65 / 9.65
p / pBre	4.49 / 4.25	4.49 / 4.25	4.80 / 5.47	7.32 / 7.32	7.32 / 7.32	7.32 / 7.32	9.65 / 9.65	9.65 / 9.65




W ⇒ C105



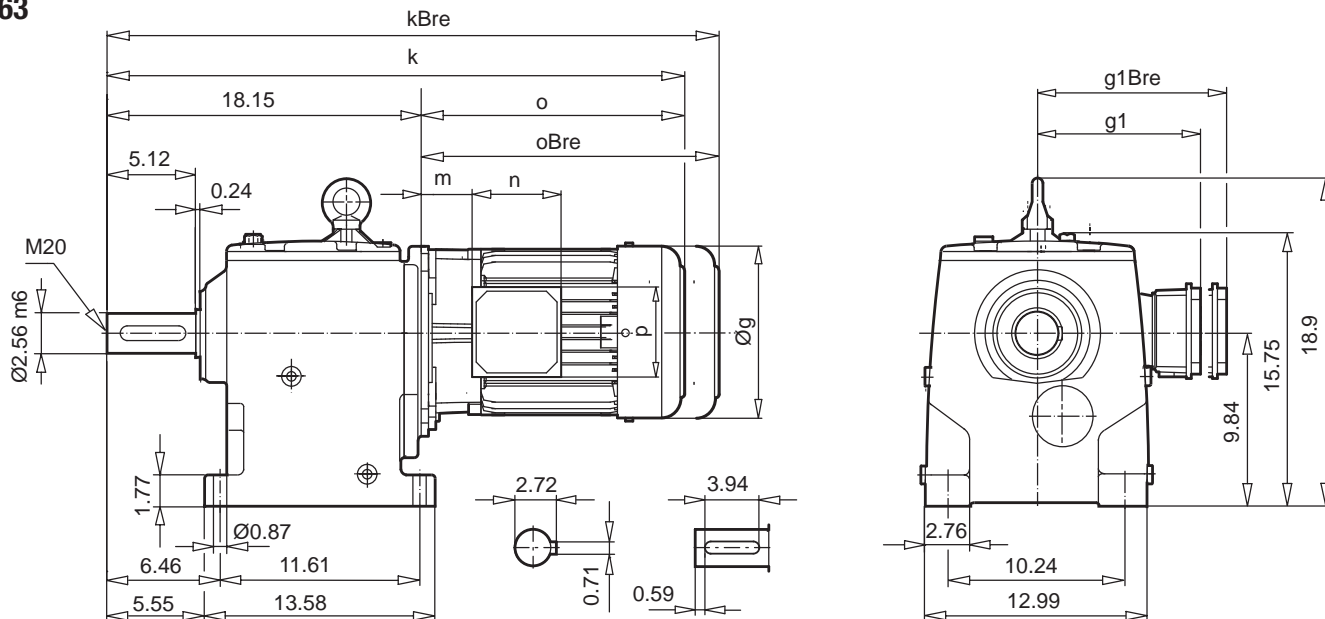
IEC, AI, NEMA
⇒ C114

Helical gear unit

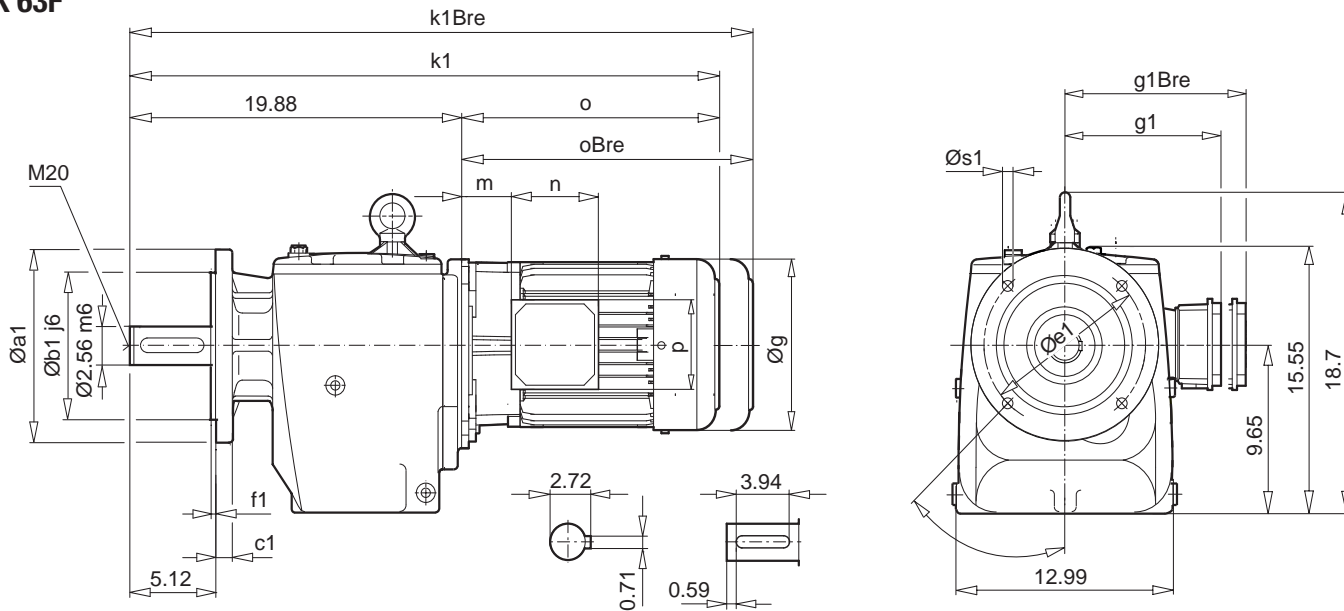


SK 63 SK 63F

SK 63




SK 63F




a1	b1	c1	e1	f1	s1
11.81	9.06	0.94	10.43	0.16	4 x 0.55

± → A58	90 SP/LP	100 LP/AP	112 MP	132 SP/MP	160 SP/MP	160 LP	180 MP/LP
g	7.20	7.91	8.98	10.47	12.60	12.60	13.70
g1 / g1Bre	5.79 / 5.79	6.65 / 6.81	7.05 / 7.17	8.03 / 7.91	9.53 / 9.53	9.53 / 9.53	10.16 / 10.16
k / kBre	29.02 / 31.97	30.20 / 33.78	32.09 / 35.75	34.49 / 38.70	37.52 / 42.83	39.25 / 44.57	43.19 / 48.23
k1 / kBre	30.75 / 33.70	31.93 / 35.51	33.82 / 37.48	36.22 / 40.43	39.25 / 44.57	40.98 / 46.30	44.84 / 49.88
o / oBre	10.87 / 13.82	12.05 / 15.63	13.94 / 17.60	16.34 / 20.55	19.37 / 24.69	21.10 / 26.42	24.96 / 30.00
m / mBre	1.02 / 1.18	1.26 / 1.42	1.89 / 2.05	2.01 / 1.65	2.05 / 2.05	2.05 / 2.05	2.91 / 2.91
n / nBre	4.49 / 6.02	4.49 / 6.02	4.49 / 6.02	4.80 / 7.28	7.32 / 7.32	7.32 / 7.32	7.32 / 7.32
p / pBre	4.49 / 4.25	4.49 / 4.25	4.49 / 4.25	4.80 / 5.47	7.32 / 7.32	7.32 / 7.32	7.32 / 7.32

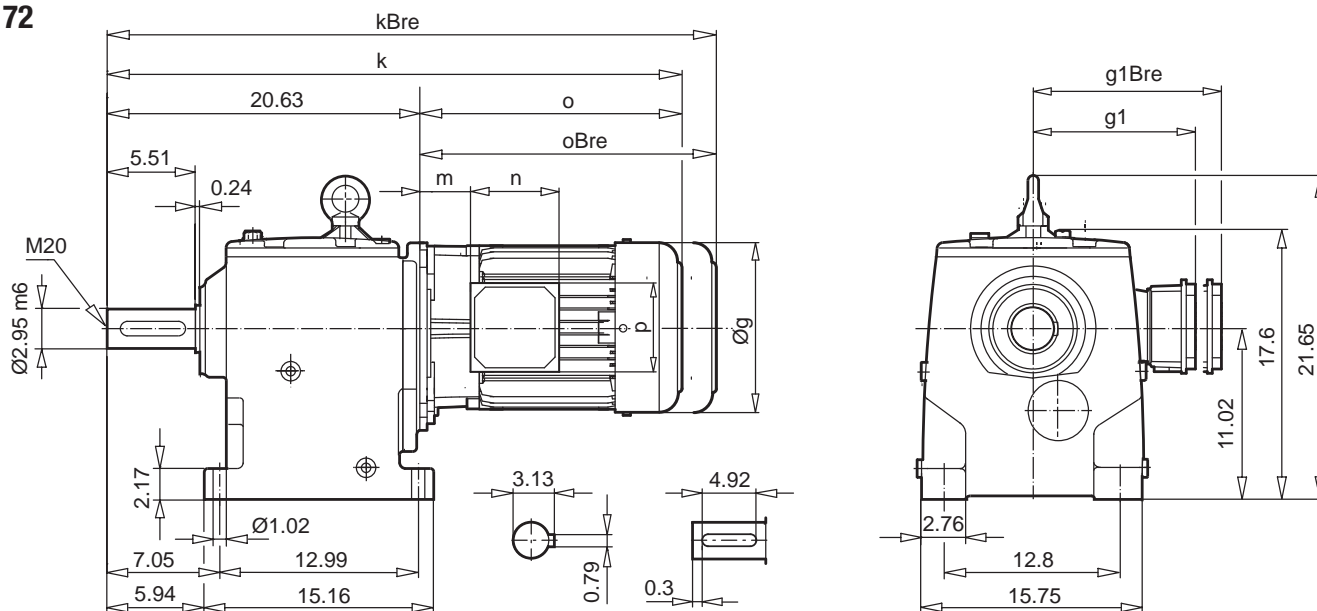


Helical gear unit

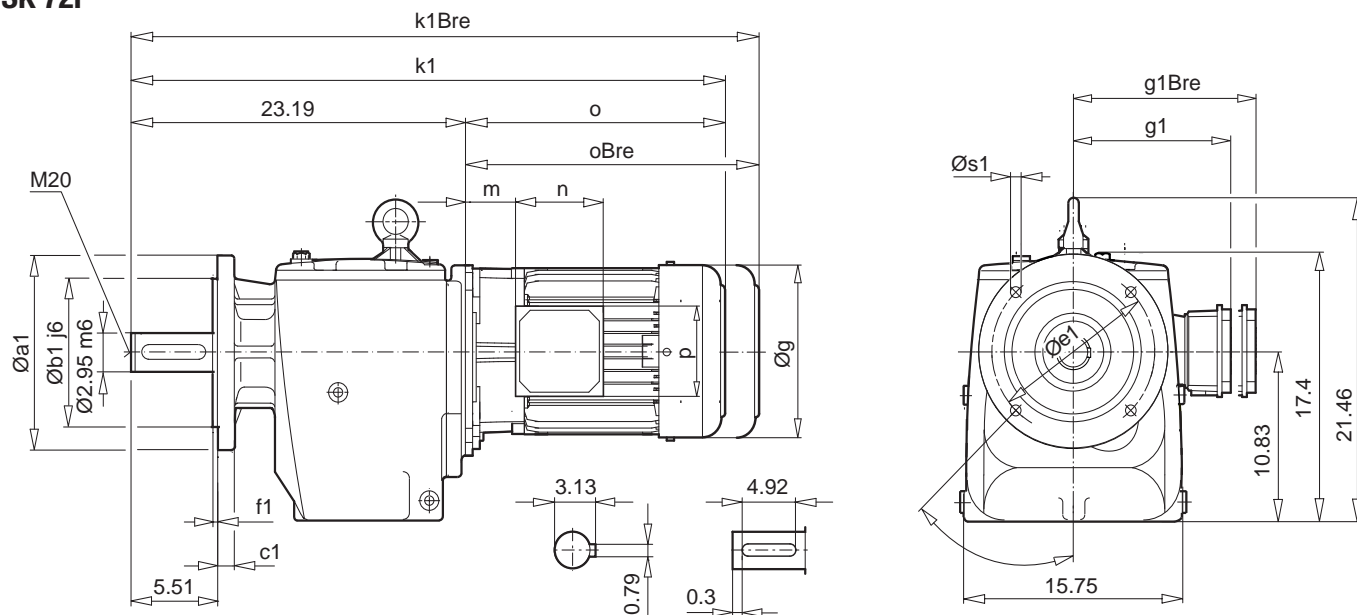
SK 72 SK 72F



SK 72



SK 72F




a1	b1	c1	e1	f1	s1
13.78	9.84	0.94	11.81	0.20	4 x 0.71

± ⇄ A58	132 MP	160 SP/MP	160 LP	180 MP/LP	225 RP	225 SP/MP
g	10.47	12.60	12.60	14.09	17.52	17.52
g1 / g1Bre	8.03 / 7.91	9.53 / 9.53	9.53 / 9.53	10.16 / 10.16	13.78 / 13.70	13.78 / 13.70
k / kBre	37.76 / 41.97	40.00 / 45.31	41.73 / 47.05	44.80 / 49.84	49.84 / 56.93	49.84 / 56.93
k1 / kBre	40.31 / 44.53	42.56 / 47.87	40.35 / 49.61	47.36 / 52.40	52.40 / 59.49	52.40 / 59.49
o / oBre	17.13 / 21.34	19.37 / 24.69	21.10 / 26.42	24.17 / 29.21	29.21 / 36.30	29.21 / 36.30
m / mBre	2.80 / 2.52	2.05 / 2.05	2.05 / 2.05	2.13 / 2.13	3.70 / 3.70	3.70 / 3.70
n / nBre	4.80 / 7.28	7.32 / 7.32	7.32 / 7.32	7.32 / 7.32	9.65 / 9.65	9.65 / 9.65
p / pBre	4.80 / 5.47	7.32 / 7.32	7.32 / 7.32	7.32 / 7.32	9.65 / 9.65	9.65 / 9.65

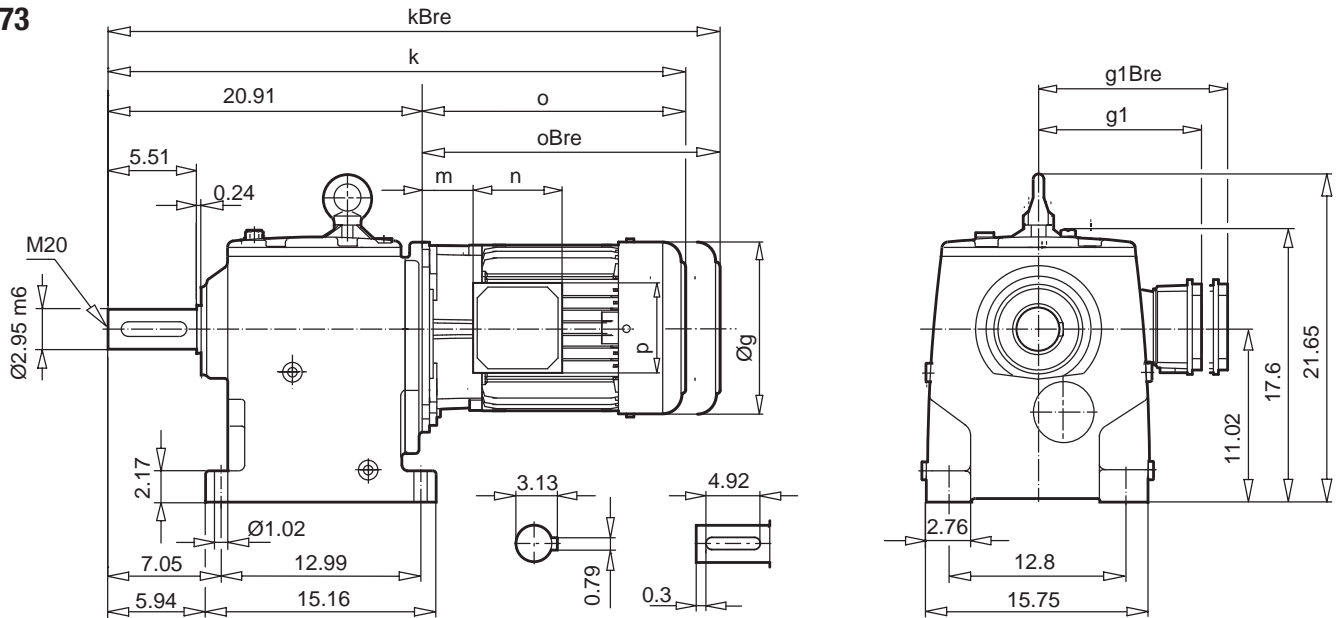


Helical gear unit

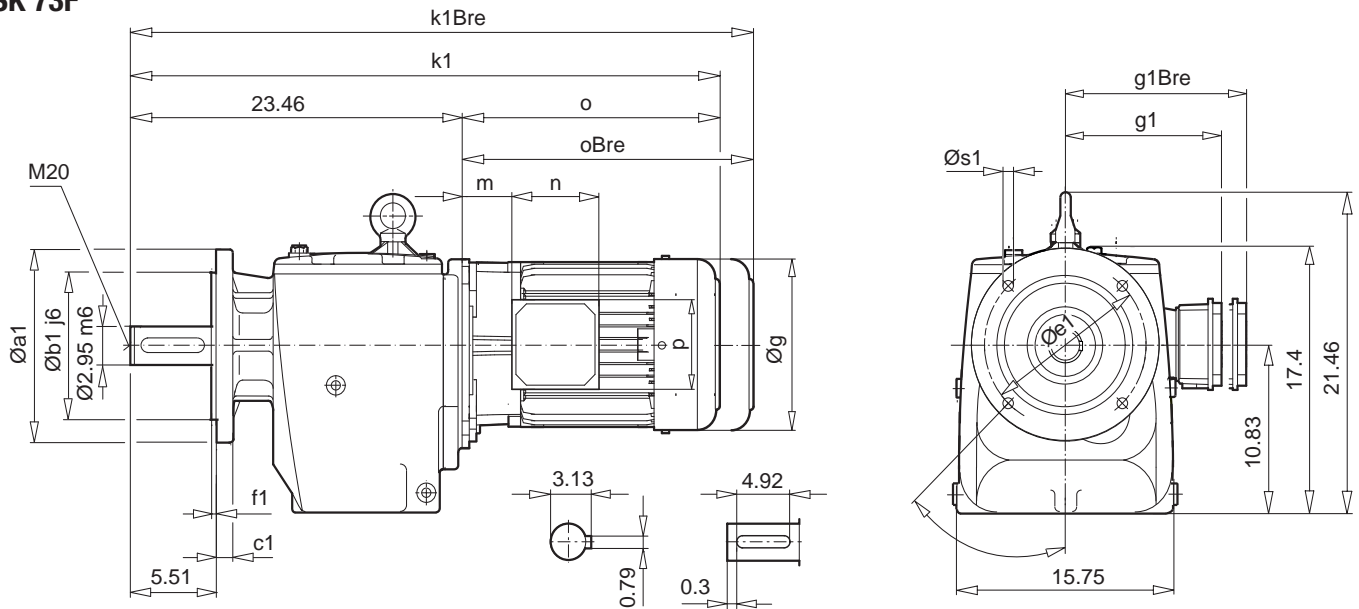


SK 73 SK 73F

SK 73




SK 73F




a1	b1	c1	e1	f1	s1
13.78	9.84	0.94	11.81	0.20	4 x 0.71

± ⇨ A58	100 LP/AP	112 MP	132 SP/MP	160 SP/MP	160 LP	180 MP/LP	225 RP	225 SP/MP
g	7.91	8.98	10.47	12.60	12.60	13.70	17.52	17.52
g1 / g1Bre	6.65 / 6.81	7.05 / 7.17	8.03 / 7.91	9.53 / 9.53	9.53 / 9.53	10.16 / 10.16	13.78 / 13.70	13.78 / 13.70
k / kBre	32.95 / 36.54	34.72 / 38.39	38.03 / 42.24	40.28 / 45.59	42.01 / 47.32	45.08 / 50.12	50.12 / 57.20	50.12 / 57.20
k1 / k1Bre	35.51 / 39.09	37.28 / 40.94	40.59 / 40.87	42.83 / 48.15	44.57 / 49.88	47.64 / 52.68	52.68 / 59.76	52.68 / 59.76
o / oBre	12.05 / 15.63	13.82 / 17.48	17.13 / 21.34	19.37 / 24.69	21.10 / 26.42	24.17 / 29.21	29.21 / 36.30	29.21 / 36.30
m / mBre	1.26 / 1.42	1.38 / 1.50	2.80 / 2.44	2.05 / 2.05	2.05 / 2.05	2.13 / 2.13	3.70 / 3.70	3.70 / 3.70
n / nBre	4.49 / 6.02	4.49 / 6.02	4.80 / 7.28	7.32 / 7.32	7.32 / 7.32	7.32 / 7.32	9.65 / 9.65	9.65 / 9.65
p / pBre	4.49 / 4.25	4.49 / 4.25	4.80 / 5.47	7.32 / 7.32	7.32 / 7.32	7.32 / 7.32	9.65 / 9.65	9.65 / 9.65

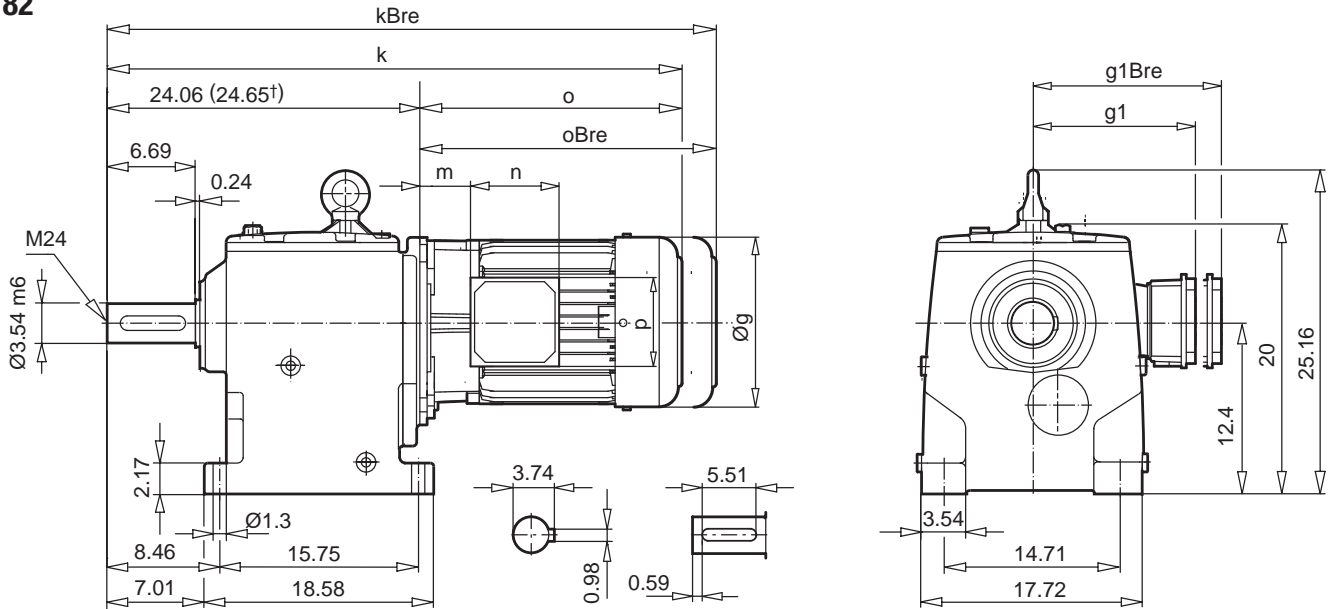


Helical gear unit

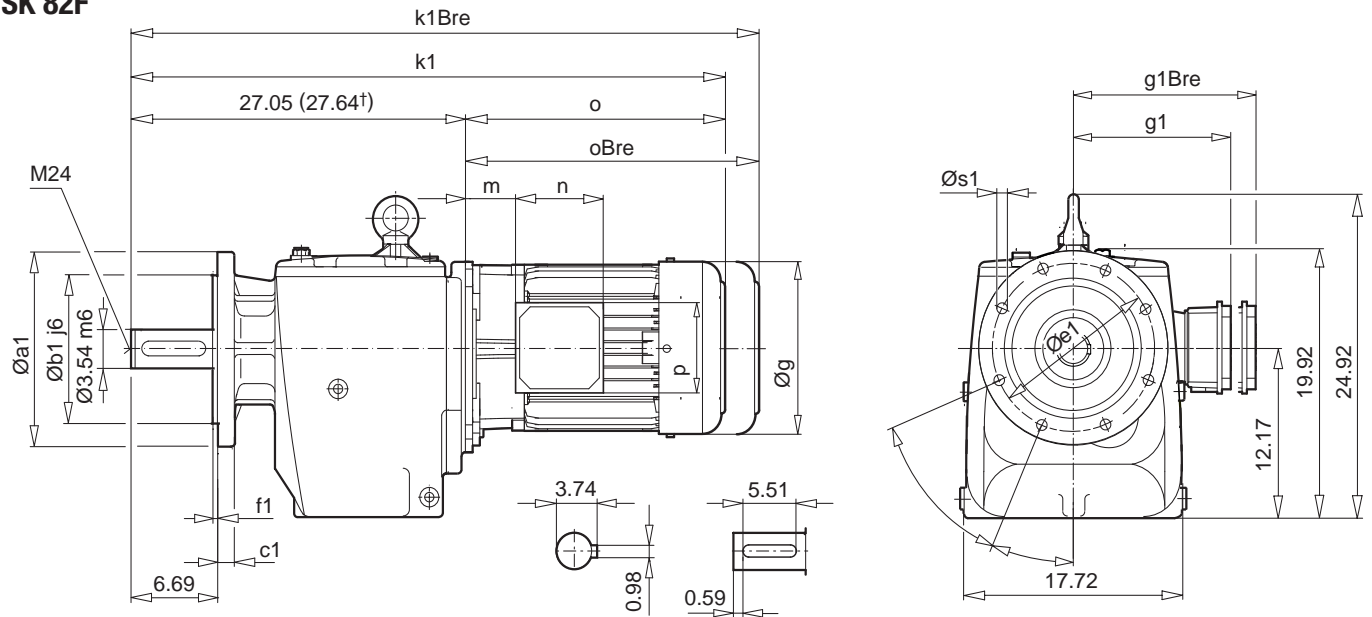
SK 82 SK 82F



SK 82

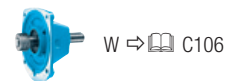


SK 82F




a1	b1	c1	e1	f1	s1
17.72	13.78	1.02	15.75	0.20	4 x 0.71

± ⇒ A58	160 SP/MP	160 LP	180 MP/LP	225 RP	225 SP/MP	250 WP†
g	12.60	12.60	14.09	17.52	17.52	17.52
g1 / g1Bre	9.53 / 9.53	9.53 / 9.53	10.16 / 10.16	13.78 / 13.70	13.78 / 13.70	13.78 / 13.70
k / kBre	43.43 / 48.74	45.16 / 50.47	48.31 / 53.35	53.27 / 60.35	53.27 / 60.35	53.86 / 60.94
k1 / kBre	46.42 / 51.73	48.15 / 53.46	51.22 / 56.26	56.26 / 63.35	56.26 / 63.35	56.85 / 63.94
o / oBre	19.37 / 24.69	21.10 / 26.42	24.17 / 29.21	29.21 / 36.30	29.21 / 36.30	29.21 / 36.30
m / mBre	2.05 / 2.05	2.05 / 2.05	2.13 / 2.13	3.70 / 3.70	3.70 / 3.70	3.70 / 3.70
n / nBre	7.32 / 7.32	7.32 / 7.32	7.32 / 7.32	9.65 / 9.65	9.65 / 9.65	9.65 / 9.65
p / pBre	7.32 / 7.32	7.32 / 7.32	7.32 / 7.32	9.65 / 9.65	9.65 / 9.65	9.65 / 9.65

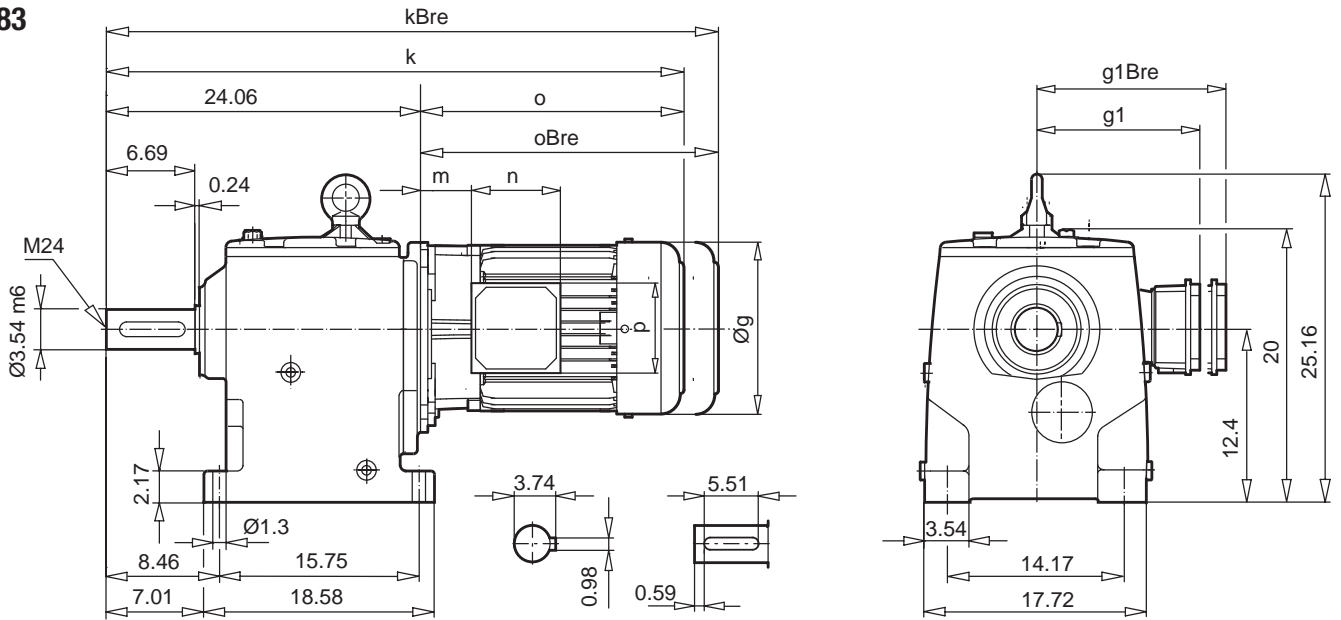


Helical gear unit

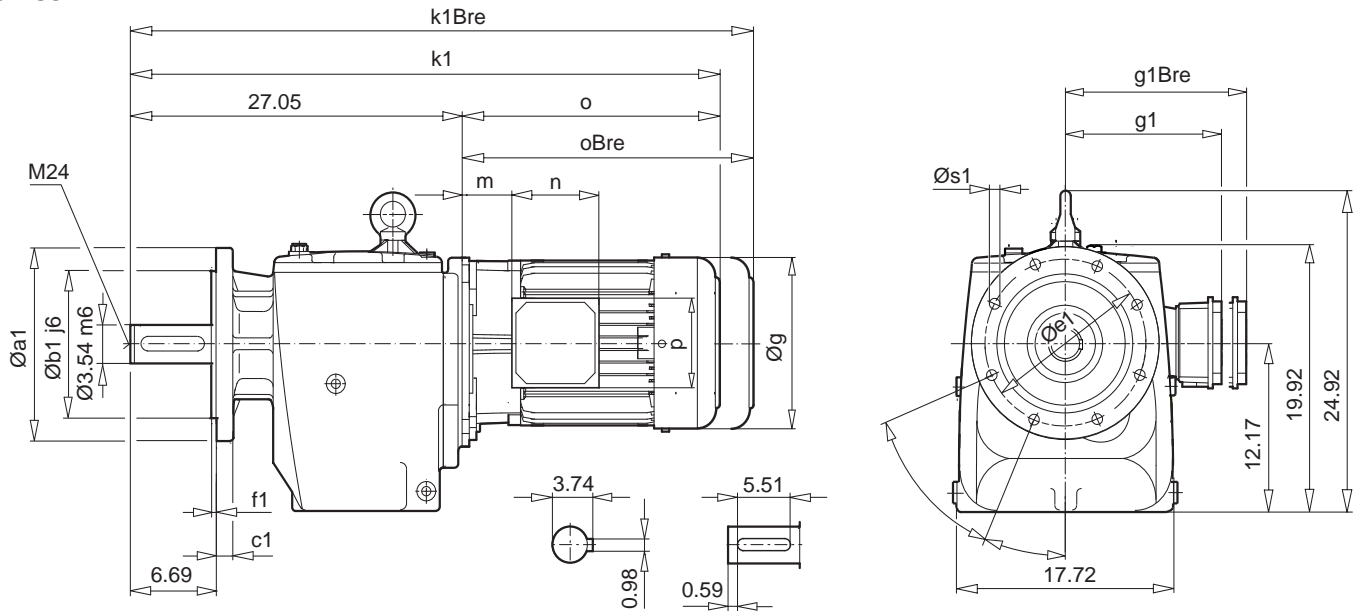


SK 83
SK 83F

SK 83




SK 83F




a1	b1	c1	e1	f1	s1
17.72	13.78	1.02	15.75	0.20	4 x 0.71

± ⇄ A58	100 LP/AP	112 MP	132 SP/MP	160 SP/MP	160 LP	180 MP/LP	225 RP	225 SP/MP
g	7.91	8.98	10.47	12.60	12.60	13.70	17.52	17.52
g1 / g1Bre	6.65 / 6.81	7.05 / 7.17	8.03 / 7.91	9.53 / 9.53	9.53 / 9.53	10.16 / 10.16	13.78 / 13.70	13.78 / 13.70
k / kBre	36.10 / 39.69	37.87 / 41.54	41.18 / 45.39	43.43 / 48.74	45.16 / 50.47	48.31 / 53.35	53.27 / 60.35	53.27 / 60.35
k1 / kBre	39.21 / 42.68	40.87 / 44.53	44.17 / 48.35	46.42 / 51.73	48.15 / 53.46	51.22 / 56.26	56.26 / 63.35	56.26 / 63.35
o / oBre	12.05 / 15.63	13.82 / 17.48	17.13 / 21.34	19.37 / 24.69	21.10 / 26.42	24.17 / 29.21	29.21 / 36.30	29.21 / 36.30
m / mBre	1.26 / 1.42	1.38 / 1.50	2.80 / 2.44	2.05 / 2.05	2.05 / 2.05	2.13 / 2.13	3.70 / 3.70	3.70 / 3.70
n / nBre	4.49 / 6.02	4.49 / 6.02	4.80 / 7.28	7.32 / 7.32	7.32 / 7.32	7.32 / 7.32	9.65 / 9.65	9.65 / 9.65
p / pBre	4.49 / 4.25	4.49 / 4.25	4.80 / 5.47	7.32 / 7.32	7.32 / 7.32	7.32 / 7.32	9.65 / 9.65	9.65 / 9.65

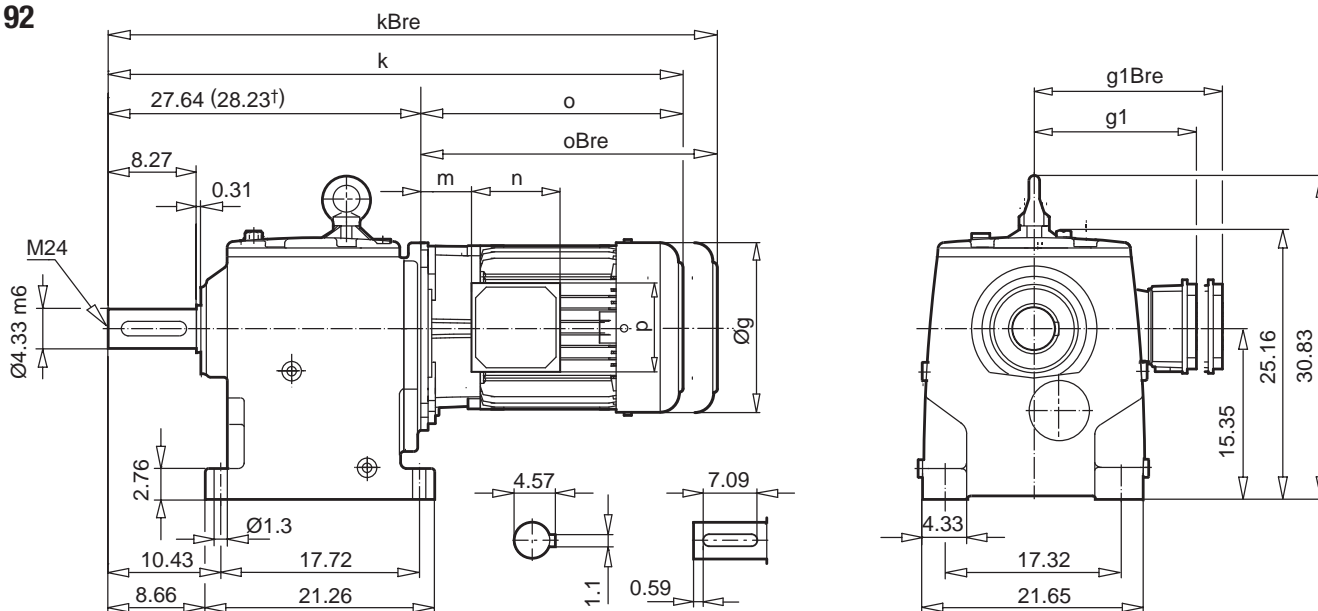


Helical gear unit

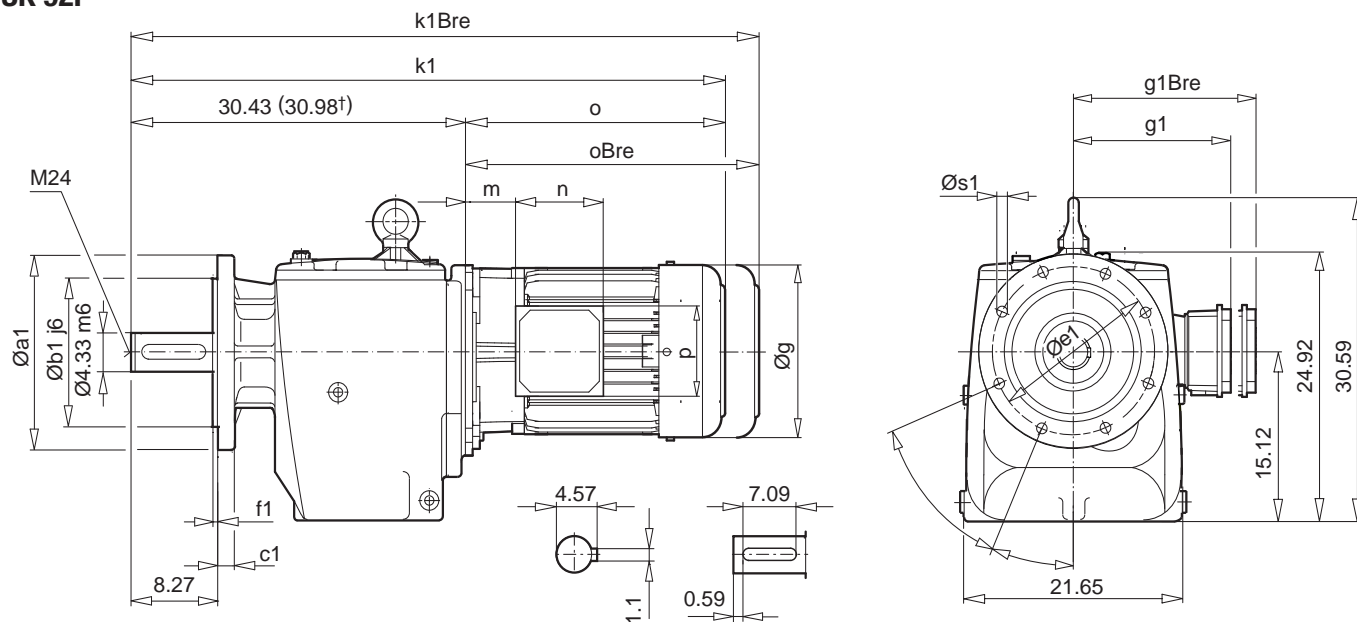
SK 92 SK 92F



SK 92

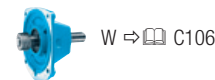


SK 92F




a1	b1	c1	e1	f1	s1
17.72	13.78	1.02	15.75	0.20	4 x 0.71

$\pm \Rightarrow$ A58	160 SP/MP	160 LP	180 MP/LP	225 SP	225 MP/RP	250 WP ^t
g	12.60	12.60	14.09	17.52	17.52	17.52
$g1 / g1_{Bre}$	9.53 / 9.53	9.53 / 9.53	10.16 / 10.16	13.78 / 13.70	13.78 / 13.70	13.78 / 13.70
k / k_{Bre}	47.01 / 52.32	48.74 / 54.06	51.85 / 56.85	56.81 / 63.90	56.81 / 63.90	57.44 / 64.53
$k1 / k_{Bre}$	49.80 / 51.77	51.54 / 56.85	54.65 / 59.65	59.65 / 66.73	59.65 / 66.73	60.20 / 67.28
o / o_{Bre}	19.37 / 24.69	21.10 / 26.42	24.25 / 29.29	29.21 / 36.30	29.21 / 36.30	29.21 / 36.30
m / m_{Bre}	2.05 / 2.05	2.05 / 2.05	2.13 / 2.13	3.70 / 3.70	3.70 / 3.70	3.70 / 3.70
n / n_{Bre}	7.32 / 7.32	7.32 / 7.32	7.32 / 7.32	9.65 / 9.65	9.65 / 9.65	9.65 / 9.65
p / p_{Bre}	7.32 / 7.32	7.32 / 7.32	7.32 / 7.32	9.65 / 9.65	9.65 / 9.65	9.65 / 9.65

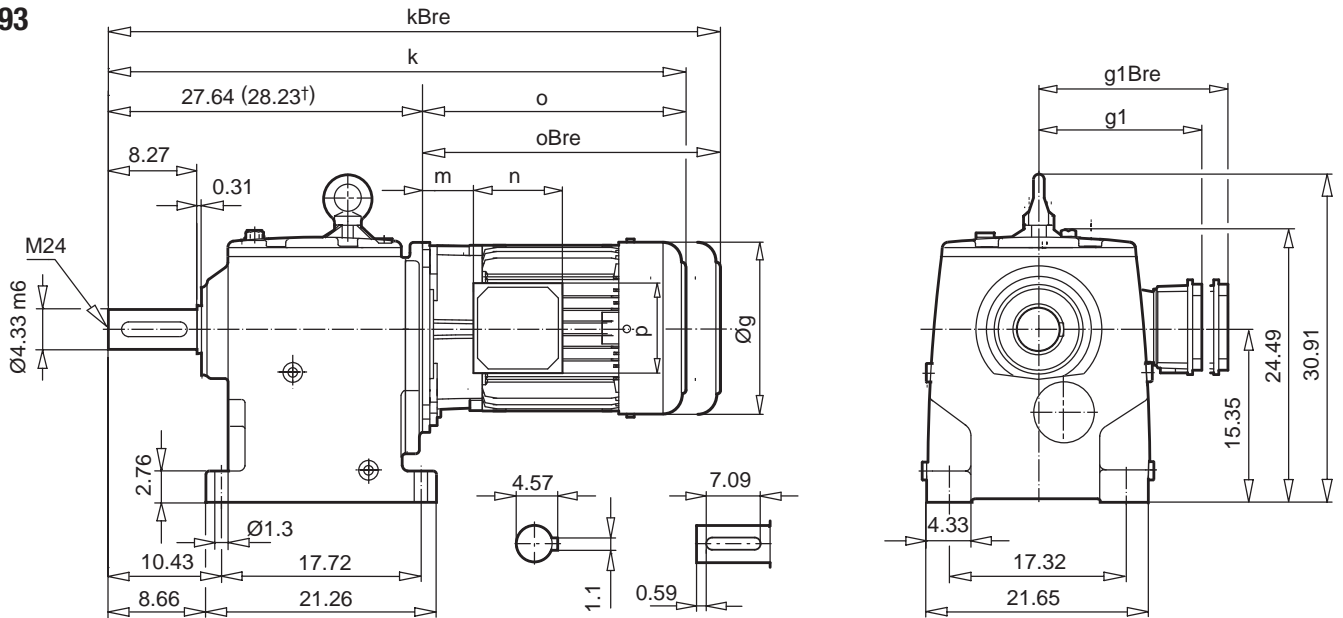


Helical gear unit

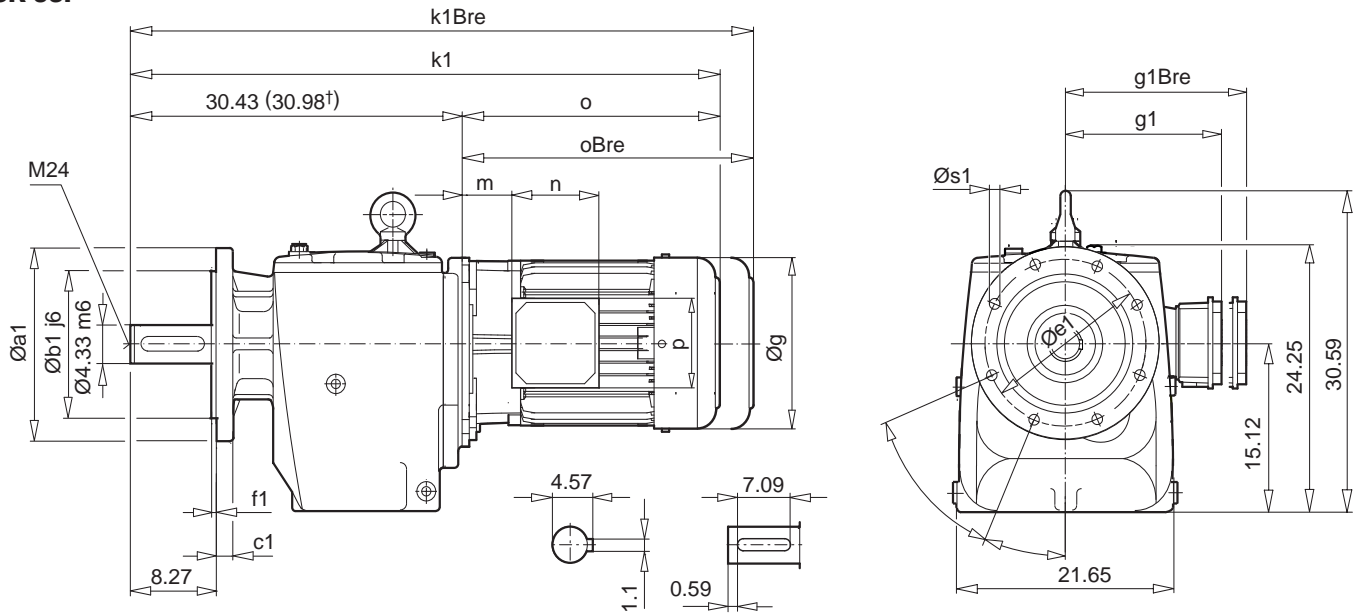


SK 93 SK 93F

SK 93



SK 93F



a1	b1	c1	e1	f1	s1
17.72	13.78	1.10	15.75	0.20	4 x 0.71


± ⇄ A58	132 SP/MP	160 SP/MP	160 LP	180 MP/LP	225 RP	225 SP/MP	250 WP†
g	10.47	12.60	12.60	13.70	17.52	17.52	17.52
g1 / g1Bre	8.03 / 7.91	9.53 / 9.53	9.53 / 9.53	10.16 / 10.16	13.78 / 13.70	13.78 / 13.70	13.78 / 13.70
k / kBre	44.76 / 48.98	47.01 / 52.32	48.74 / 54.06	51.89 / 56.93	56.85 / 63.94	56.85 / 63.94	57.44 / 64.53
k1 / kBre	47.56 / 51.77	49.80 / 55.12	51.54 / 56.85	54.61 / 59.65	59.65 / 66.73	59.65 / 66.73	60.20 / 67.28
o / oBre	17.13 / 21.34	19.37 / 24.69	21.10 / 26.42	24.17 / 29.21	29.21 / 36.30	29.21 / 36.30	29.21 / 36.30
m / mBre	2.80 / 2.44	2.05 / 2.05	2.05 / 2.05	2.13 / 2.13	3.70 / 3.70	3.70 / 3.70	3.70 / 3.70
n / nBre	4.80 / 7.28	7.32 / 7.32	7.32 / 7.32	7.32 / 7.32	9.65 / 9.65	9.65 / 9.65	9.65 / 9.65
p / pBre	4.80 / 5.47	7.32 / 7.32	7.32 / 7.32	7.32 / 7.32	9.65 / 9.65	9.65 / 9.65	9.65 / 9.65



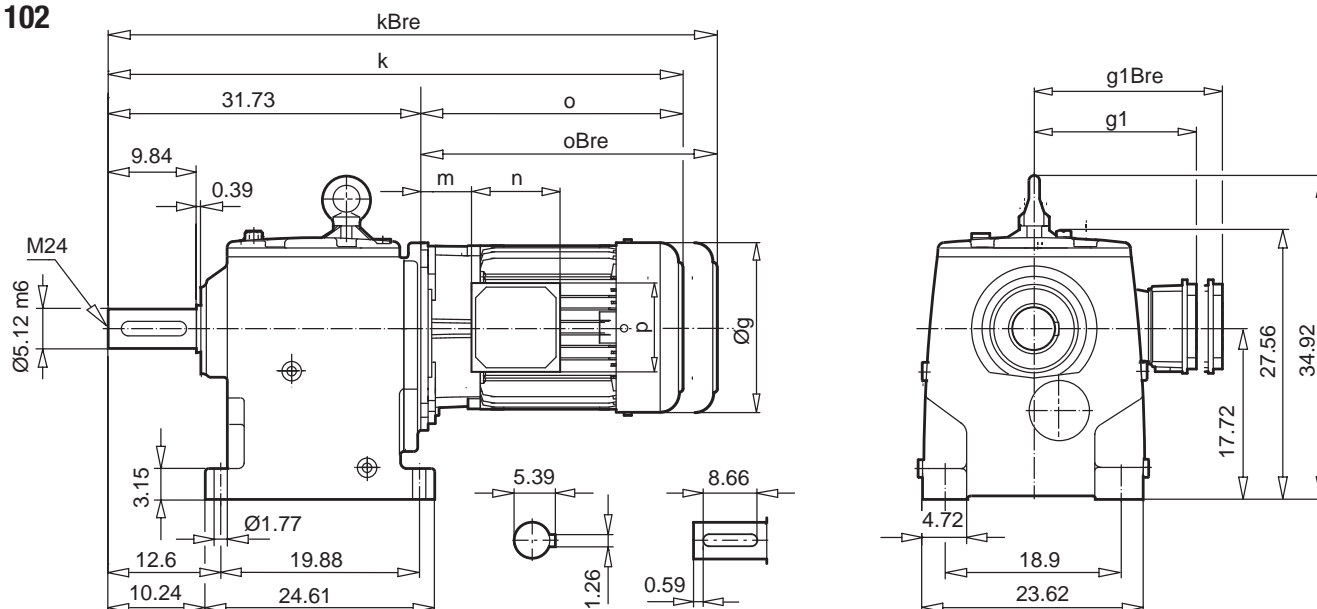
Helical gear unit

SK 102

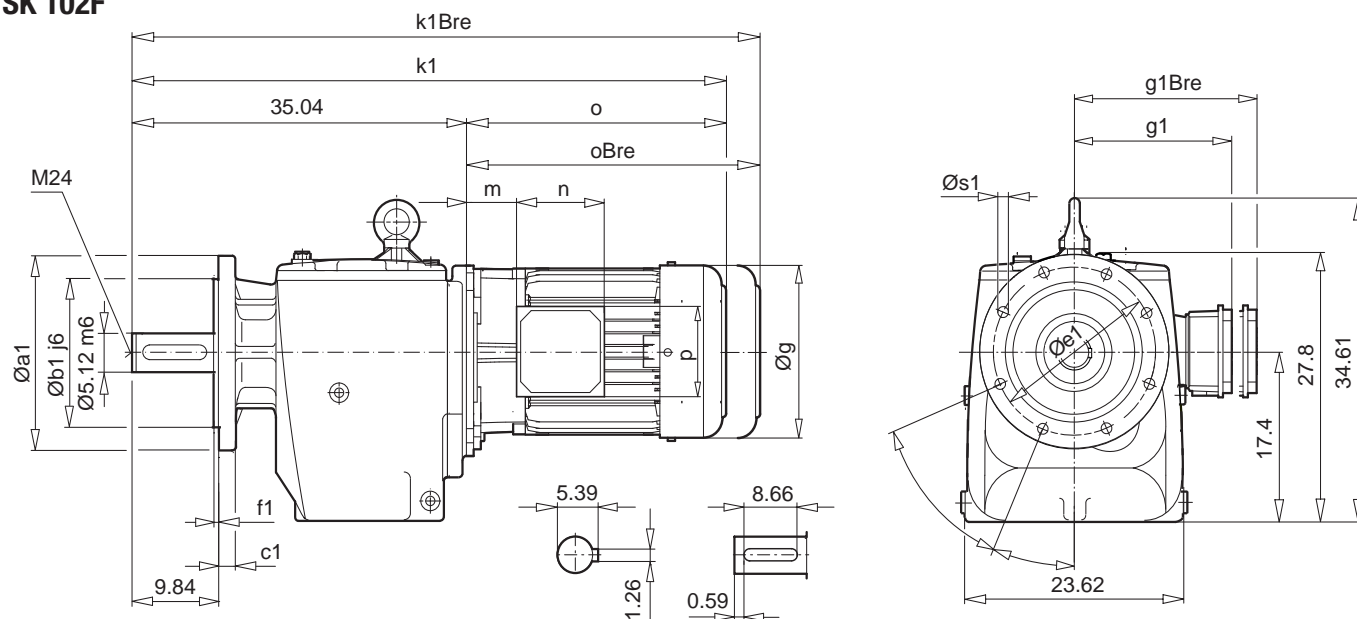
SK 102F





SK 102




SK 102F



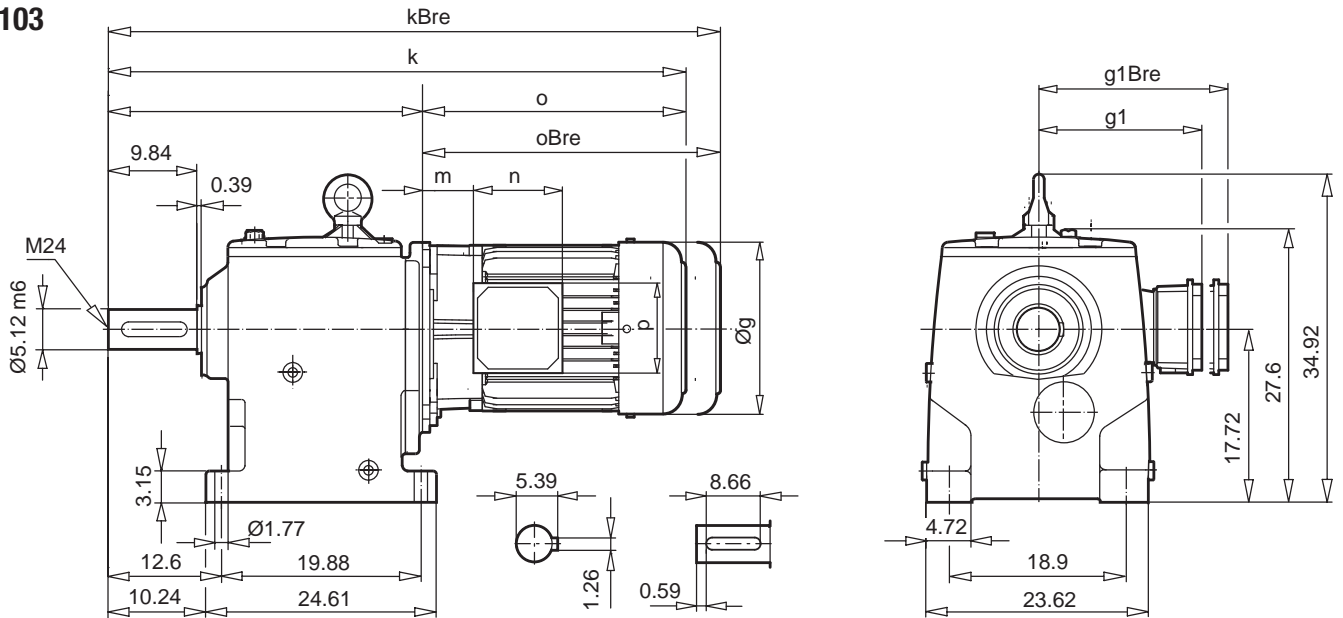
a1	b1	c1	e1	f1	s1
21.65	17.72	1.26	19.69	0.20	4 x 0.71

$\pm \Rightarrow$ A58	250 WP	
g	17.52	
$g1 / g1_{Bre}$	13.78 / 13.70	
k / k_{Bre}	60.94 / 68.03	 W \Rightarrow C106
$k1 / k_{Bre}$	64.25 / 71.34	
o / o_{Bre}	29.21 / 36.30	
m / m_{Bre}	3.70 / 3.70	
n / n_{Bre}	9.65 / 9.65	
p / p_{Bre}	9.65 / 9.65	 IEC, AI, NEMA \Rightarrow C118

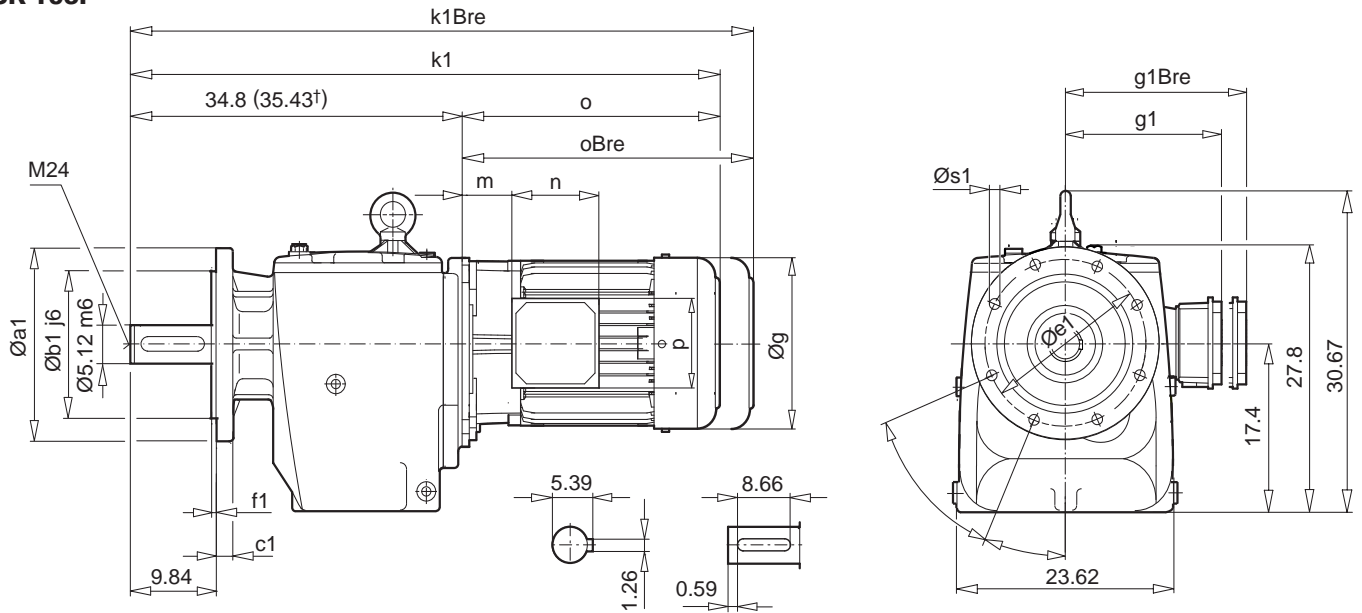


SK 103 SK 103F



SK 103



SK 103F

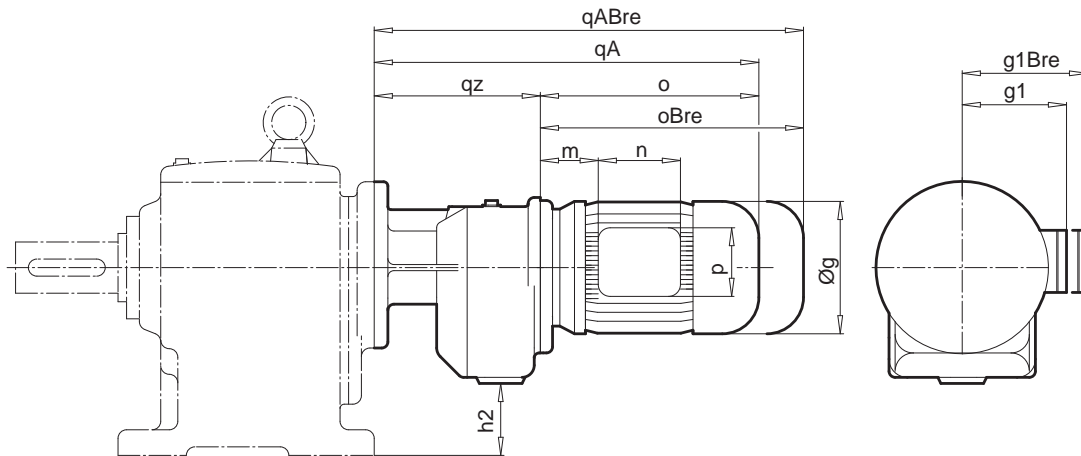



a1	b1	c1	e1	f1	s1
21.65	17.72	1.26	19.69	0.20	4 x 0.71

± ⇒ A58	132 SP/MP	160 SP/MP	160 LP	180 MP/LP	225 RP	225 SP/MP	250 WP†	
g	10.47	12.60	12.60	13.70	17.52	17.52	17.52	
g1 / g1Bre	8.03 / 7.91	9.53 / 9.53	9.53 / 9.53	10.16 / 10.16	13.78 / 13.70	13.78 / 13.70	13.78 / 13.70	 W ⇒ C106
k / kBre	48.58 / 52.80	50.83 / 56.14	52.56 / 57.87	55.71 / 60.75	60.67 / 67.76	60.67 / 67.76	61.30 / 68.39	
k1 / kBre	51.93 / 56.14	54.17 / 59.49	55.91 / 61.22	58.98 / 64.02	64.02 / 71.10	64.02 / 71.10	64.65 / 71.73	 IEC, AI, NEMA ⇒ C119
o / oBre	17.13 / 21.34	19.37 / 24.69	21.10 / 26.42	24.17 / 29.21	29.21 / 36.30	29.21 / 36.30	29.21 / 36.30	
m / mBre	2.80 / 2.44	2.05 / 2.05	2.05 / 2.05	2.13 / 2.13	3.70 / 3.70	3.70 / 3.70	3.70 / 3.70	
n / nBre	4.80 / 7.28	7.32 / 7.32	7.32 / 7.32	7.32 / 7.32	9.65 / 9.65	9.65 / 9.65	9.65 / 9.65	
p / pBre	4.80 / 5.47	7.32 / 7.32	7.32 / 7.32	7.32 / 7.32	9.65 / 9.65	9.65 / 9.65	9.65 / 9.65	

Helical gear unit

SK 12/02 – SK 52/12



Helical gear unit

⇒ A58	SK 12/02		SK 22/02			SK 32/12		
	63 SP/LP	71 SP/LP	63 SP/LP	71 SP/LP	80 SP	63 SP/LP	71 SP	80 SP
g	5.12	5.71	5.12	5.71	6.50	5.12	5.71	6.50
g1 / g1Bre	4.53 / 4.84	4.88 / 5.20	4.53 / 4.84	4.88 / 5.20	5.59 / 5.59	4.53 / 4.84	4.88 / 5.20	5.59 / 5.59
qA / qABre	13.31 / 15.51	14.88 / 17.17	13.94 / 16.14	15.51 / 17.80	16.50 / 19.02	14.45 / 16.14	16.02 / 18.31	17.01 / 19.53
o / oBre	7.72 / 9.92	9.29 / 11.57	7.72 / 9.92	9.29 / 11.57	10.28 / 12.80	7.72 / 16.65	9.29 / 11.57	10.28 / 12.80
qz	5.59		6.22			6.73		
m / mBre	0.63 / 0.87	1.65 / 1.89	0.63 / 0.87	1.65 / 1.89	1.85 / 2.01	0.63 / 0.87	1.65 / 1.89	1.85 / 2.01
n / nBre	3.94 / 5.28	3.94 / 5.28	3.94 / 5.28	3.94 / 5.28	4.48 / 6.02	3.94 / 5.28	3.94 / 5.28	4.48 / 6.02
p / pBre	3.94 / 3.50	3.94 / 3.50	3.94 / 3.50	3.94 / 3.50	4.48 / 4.25	3.94 / 3.50	3.94 / 3.50	4.48 / 4.25
h2	0.51		1.42			1.93		
⇒	SK 12 ⇒ C78		SK 22 ⇒ C80			SK 32 ⇒ C82		



⇒ C102



⇒ C108


⇒ A58	SK 42/12				SK 52/12			
	63 SP/LP	71 SP/LP	80 SP	90 LP	63 SP/LP	71 SP/LP	80 SP	80 LP
g	5.12	5.71	6.50	7.20	5.12	5.71	6.50	6.50
g1 / g1Bre	4.53 / 4.84	4.88 / 5.20	5.59 / 5.59	5.79 / 5.79	4.53 / 4.84	4.88 / 5.20	5.59 / 5.59	5.59 / 5.59
qA / qABre	14.61 / 16.81	16.18 / 18.46	17.17 / 19.69	18.78 / 21.73	14.61 / 16.81	16.18 / 18.46	17.17 / 19.69	17.17 / 19.69
o / oBre	7.72 / 9.92	9.29 / 11.57	10.28 / 12.80	11.89 / 14.84	7.72 / 9.92	9.29 / 11.57	10.28 / 12.80	10.28 / 12.80
qz	6.89				6.89			
m / mBre	0.63 / 0.87	1.65 / 1.89	1.85 / 2.01	2.05 / 2.20	0.63 / 0.87	1.65 / 1.89	1.85 / 2.01	1.85 / 2.01
n / nBre	3.94 / 5.28	3.94 / 5.28	4.48 / 6.02	4.48 / 6.02	3.94 / 5.28	3.94 / 5.28	4.48 / 6.02	4.48 / 6.02
p / pBre	3.94 / 3.50	3.94 / 3.50	4.48 / 4.25	4.48 / 4.25	3.94 / 3.50	3.94 / 3.50	4.48 / 4.25	4.48 / 4.25
h2	2.72				4.17			
⇒	SK 42 ⇒ C84				SK 52 ⇒ C86			



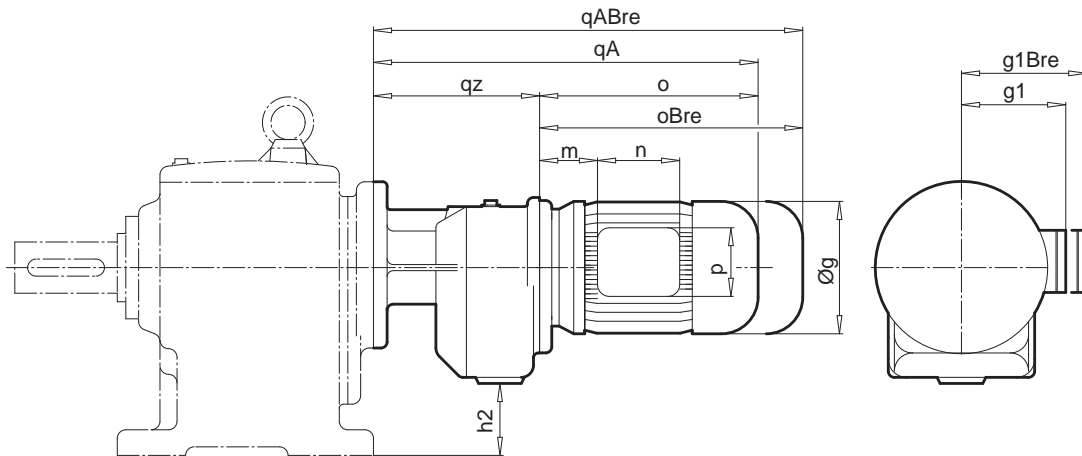
⇒ C102



⇒ C108



SK 63/22 – SK 83/32



⇒ A58	SK 63/22, SK 73/22*				SK 63/23, SK 73/23*	
	71 LP	80 SP/LP	90 SP/LP	100 LP/AP*	63 SP	63 SP
g	5.71	6.50	7.20	7.91	5.12	5.12
g1 / g1Bre	4.88 / 5.20	5.59 / 5.59	5.79 / 5.79	6.65 / 6.81	4.53 / 4.84	4.53 / 4.84
qA / qABre	16.14 / 18.43	17.13 / 18.35	18.74 / 21.69	19.92 / 23.50	17.13 / 19.33	17.13 / 19.33
o / oBre	9.06 / 11.34	10.04 / 12.56	11.65 / 14.61	12.83 / 16.42	7.72 / 9.92	7.72 / 9.92
qz	7.09				9.41	
m / mBre	1.42 / 1.65	1.61 / 1.77	1.81 / 1.97	2.05 / 2.20	0.63 / 0.87	0.63 / 0.87
n / nBre	3.94 / 5.28	4.48 / 6.02	4.48 / 6.02	4.48 / 6.02	3.94 / 5.28	3.94 / 5.28
p / pBre	3.94 / 3.50	4.48 / 4.25	4.48 / 4.25	4.48 / 4.25	3.94 / 3.50	3.94 / 3.50
h2	4.92, 6.10*				4.92, 6.10*	
⇒	SK 63 ⇒ C89, SK 73 ⇒ C91					



⇒ C103



⇒ C110, C111

Helical gear unit

⇒ A58	SK 73/32, SK 83/32**				
	80 SP/LP*	90 SP/LP	100 LP/AP	112 MP	132 SP
g	6.50	7.20	7.91	228	266
g1 / g1Bre	5.59 / 5.59	5.79 / 5.79	6.65 / 6.81	7.05 / 7.17	8.03 / 7.91
qA / qABre	18.66 / 19.61	20.28 / 23.23	21.46 / 25.04	23.35 / 27.01	25.75 / 29.96
o / oBre	10.04 / 12.56	11.65 / 14.61	12.83 / 16.42	14.72 / 18.39	17.13 / 21.34
qz	8.62				
m / mBre	1.61 / 1.77	1.81 / 1.97	2.05 / 2.20	2.28 / 2.40	2.80 / 2.44
n / nBre	4.48 / 6.02	4.48 / 6.02	4.48 / 6.02	4.48 / 6.02	4.80 / 7.28
p / pBre	4.48 / 4.25	4.48 / 4.25	4.48 / 4.25	4.48 / 4.25	4.80 / 5.47
h2	4.92, 6.30**				
⇒	SK 73 ⇒ C91, SK 83 ⇒ C93				

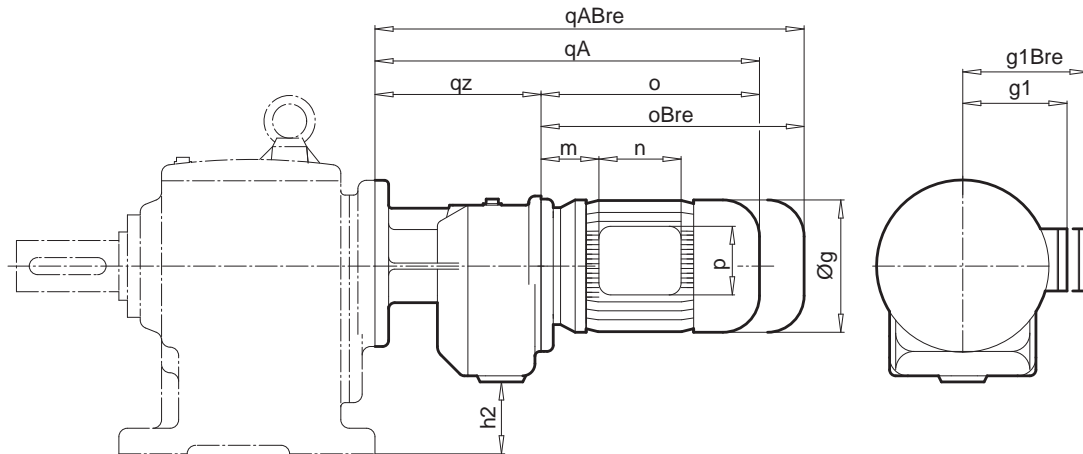



⇒ C103



⇒ C110


SK 83/42 – SK 103/52



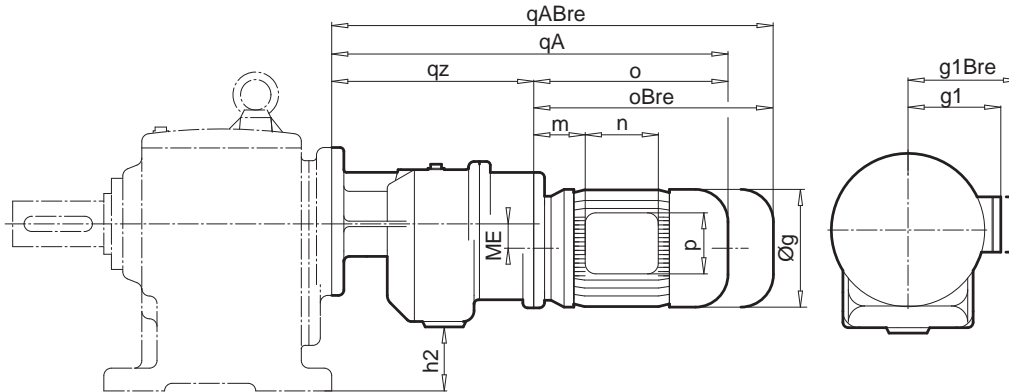
Helical gear unit



⇒ A58	SK 83/42, SK 93/42*					SK 93/52		⇒ C104 ⇒ C112
	90 SP/LP	100 LP/AP	112 MP	132 SP/MP	160 SP*	132 MP	180 MP	
g	7.20	7.91	8.98	10.47	12.60	10.47	14.09	
g1 / g1Bre	5.79 / 5.79	6.65 / 6.81	7.05 / 7.17	8.03 / 7.91	9.53 / 9.53	8.03 / 7.91	10.16 / 10.16	
qA / qABre	21.14 / 24.09	22.32 / 25.91	24.21 / 27.87	26.61 / 30.83	29.65 / 34.96	28.15 / 32.36	36.77 / 41.81	
o / oBre	10.87 / 13.82	12.05 / 15.63	13.94 / 17.60	16.34 / 20.55	19.37 / 24.69	17.13 / 21.34	24.96 / 30.00	
qz	10.28					11.81		
m / mBre	1.02 / 1.18	1.26 / 1.42	1.50 / 1.61	2.01 / 1.65	2.05 / 2.05	2.01 / 1.65	2.91 / 2.91	
n / nBre	4.49 / 6.02	4.49 / 6.02	4.49 / 6.02	4.80 / 7.28	7.32 / 7.32	4.80 / 7.28	7.32 / 7.32	
p / pBre	4.49 / 4.25	4.49 / 4.25	4.49 / 4.25	4.80 / 5.47	7.32 / 7.32	4.49 / 4.25	7.32 / 7.32	
h2	5.51, 8.46*					7.01		
⇒	SK 83 ⇒ C93, SK 93 ⇒ C95					SK 93 ⇒ C95		



⇒ A58	SK 103/52							⇒ C104 ⇒ C112
	90 LP	100 LP/AP	112 MP	132SP/MP	160SP/MP	160 LP	180 MP/LP	
g	7.20	7.91	8.98	10.47	12.60	12.60	14.09	
g1 / g1Bre	5.79 / 5.79	6.65 / 6.81	7.05 / 7.17	8.03 / 7.91	9.53 / 9.53	9.53 / 9.53	10.16 / 10.16	
qA / qABre	22.68 / 25.63	23.86 / 27.44	25.75 / 29.41	28.15 / 32.36	31.18 / 36.50	836 / 971	36.77 / 41.81	
o / oBre	10.87 / 13.82	12.05 / 15.63	13.94 / 17.60	16.34 / 20.55	19.37 / 24.69	21.10 / 26.42	24.96 / 30.00	
qz	11.81							
m / mBre	1.02 / 1.18	1.26 / 1.42	1.50 / 1.61	2.01 / 1.65	2.05 / 2.05	2.05 / 2.05	2.91 / 2.91	
n / nBre	4.49 / 6.02	4.49 / 6.02	4.49 / 6.02	4.80 / 7.28	7.32 / 7.32	7.32 / 7.32	7.32 / 7.32	
p / pBre	4.49 / 4.25	4.49 / 4.25	4.49 / 4.25	4.80 / 5.47	7.32 / 7.32	7.32 / 7.32	7.32 / 7.32	
h2	9.37							
⇒	SK 103 ⇒ C97							

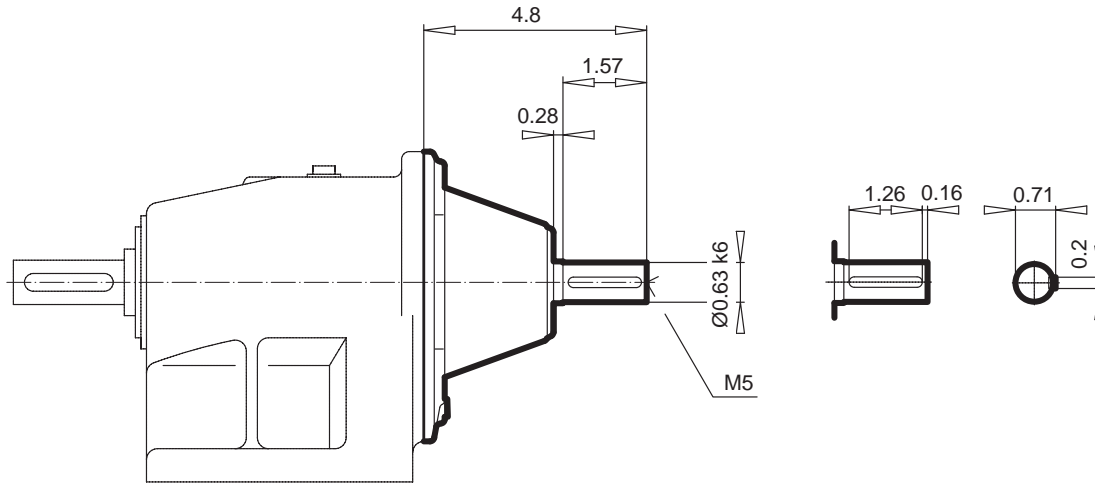


SK 63/23 – SK 103/53



⇒ A58	SK 63/23			SK 83/33N		
	63 SP/LP	71 SP/LP	80 SP	63 SP/LP	71 SP/LP	
g	5.12	5.71	6.50	5.12	5.71	
g1 / g1Bre	4.53 / 4.84	4.88 / 5.20	5.59 / 5.59	4.53 / 4.84	4.88 / 5.20	 ⇒ C102
qA / qABre	17.17 / 19.37	18.74 / 21.02	19.72 / 22.24	29.41 / 20.87	20.24 / 22.52	
o / oBre	7.72 / 9.92	9.29 / 11.57	10.28 / 12.80	7.72 / 9.92	9.29 / 11.57	
qz		9.45		10.94		
m / mBre	0.63 / 0.87	1.65 / 1.89	1.85 / 2.01	0.63 / 0.87	1.65 / 1.89	
n / nBre	3.94 / 5.28	3.94 / 5.28	4.49 / 6.02	3.94 / 5.28	3.94 / 5.28	
p / pBre	3.94 / 3.50	3.94 / 3.50	4.49 / 4.25	3.94 / 3.50	3.94 / 3.50	 ⇒ C111
h2		4.92		6.30		
ME		1.67		1.67		
⇒	SK 63 ⇒ C89			SK 83 ⇒ C93		

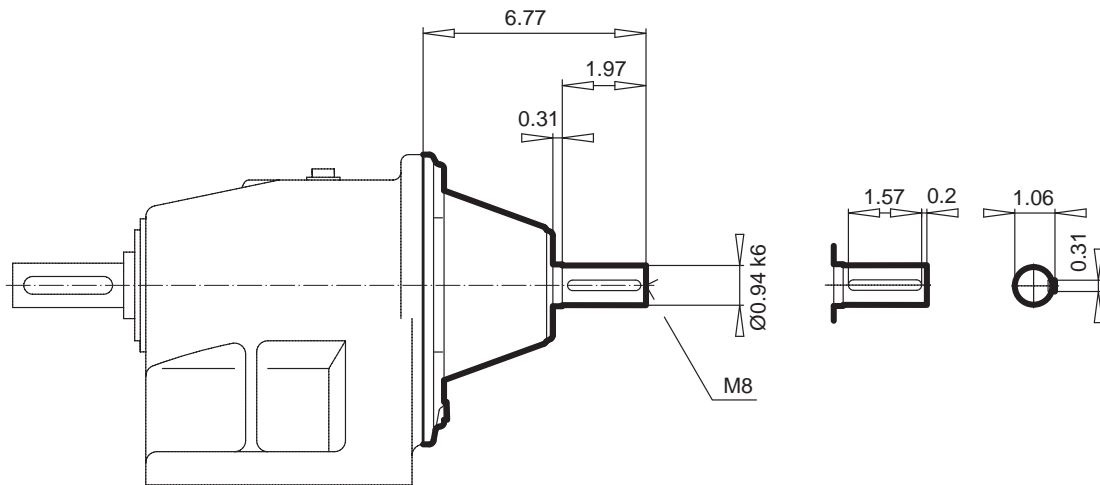
⇒ A58	SK 93/43			SK 103/53			
	71 SP/LP	80 SP/LP	90 SP/LP	71 LP	80 SP/LP	90 SP	
g	5.71	6.50	7.20	5.71	6.50	7.20	
g1 / g1Bre	4.88 / 5.20	5.59 / 5.59	5.79 / 5.79	4.88 / 5.20	5.59 / 5.59	5.79 / 5.79	 ⇒ C103
qA / qABre	22.24 / 24.53	22.99 / 25.51	24.61 / 27.56	23.78 / 26.06	24.53 / 27.05	26.14 / 29.09	
o / oBre	9.29 / 11.57	10.04 / 12.56	11.65 / 14.61	9.29 / 11.57	10.04 / 12.56	11.65 / 14.61	
qz		12.95		14.49			
m / mBre	1.65 / 1.89	1.61 / 1.77	1.81 / 1.97	1.65 / 1.89	1.61 / 1.73	1.81 / 1.93	
n / nBre	3.94 / 5.28	4.49 / 6.02	4.49 / 6.02	3.94 / 5.28	4.49 / 6.02	4.49 / 6.02	
p / pBre	3.94 / 3.50	4.49 / 4.25	4.49 / 4.25	3.94 / 3.50	4.49 / 4.25	4.49 / 4.25	 ⇒ C113
h2		8.46		9.37			
ME		1.67		1.67			
⇒	SK 93 ⇒ C95			SK 103 ⇒ C97			

W**SK ... - W**

Helical gear unit

Unit Type	⇒
SK 02 (F)	C76
SK 03 (F)	C77
SK 12 (F)	C78
SK 13 (F)	C79
SK 23 (F)	C81
SK 33N (F)	C83

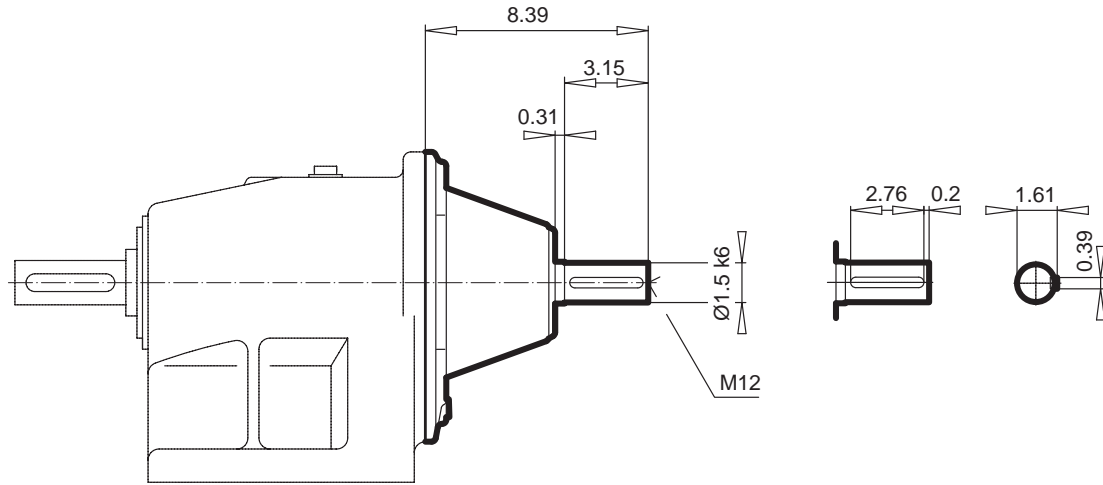
Unit Type	⇒
SK 12/02 (F)	C98
SK 22/02 (F)	C98
SK 32/12 (F)	C98
SK 42/12 (F)	C98
SK 52/12 (F)	C98
SK 63/23 (F)	C99
SK 83/33N (F)	C99


W
SK ... - W


Helical gear unit

Unit Type	⇒
SK 22 (F)	C80
SK 32 (F)	C82
SK 43 (F)	C85
SK 53 (F)	C87

Unit Type	⇒
SK 63/22 (F)	C99
SK 73/22 (F)	C99
SK 73/32 (F)	C99
SK 83/32 (F)	C99
SK 93/43 (F)	C100
SK 103/53 (F)	C100

W**SK ... - W**

Helical gear unit

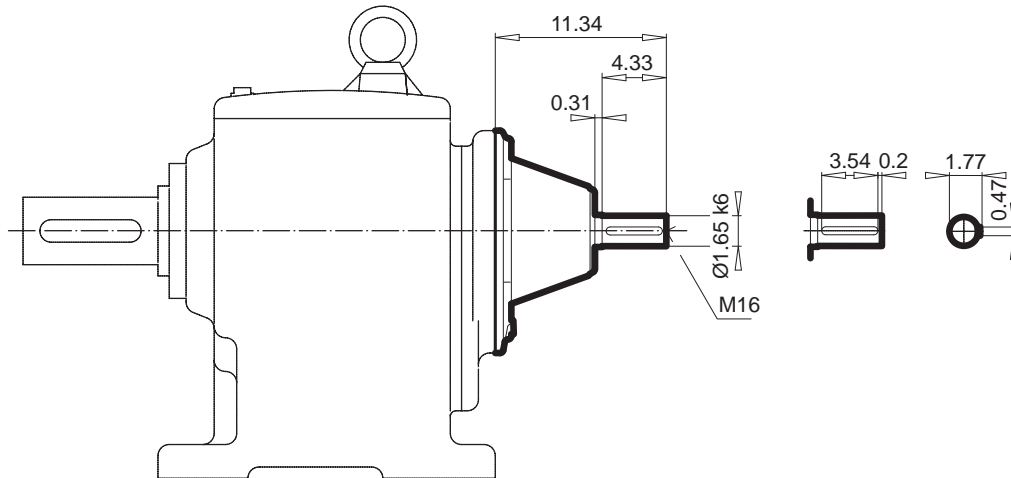
Unit Type	⇒ 📖
SK 42 (F)	C84
SK 52 (F)	C86
SK 63 (F)	C89

Unit Type	⇒ 📖
SK 83/42 (F)	C100
SK 93/42 (F)	C100
SK 93/52 (F)	C100
SK 103/52 (F)	C100



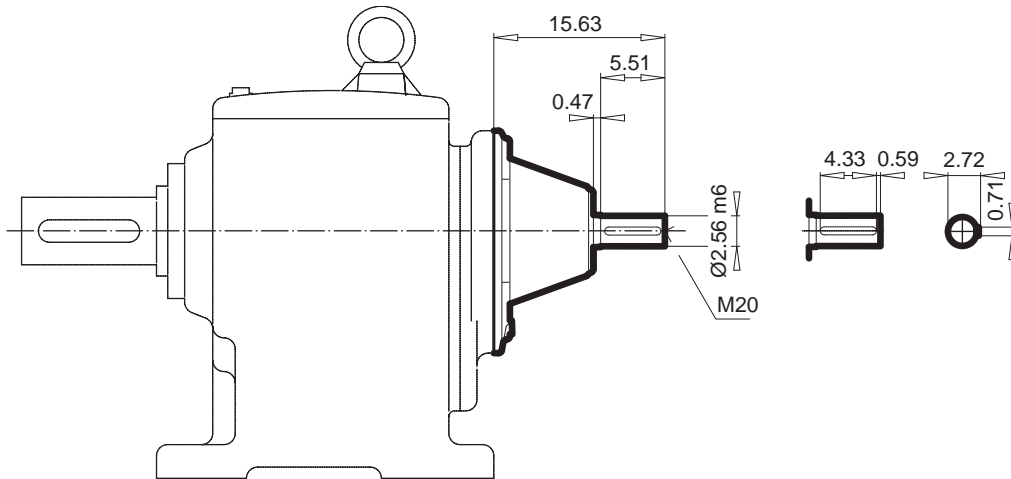
W

SK ... - W



Helical gear unit

Unit Type	⇒
SK 62 (F)	C88
SK 63 (F)	C89
SK 72 (F)	C90
SK 73 (F)	C91
SK 83 (F)	C93
SK 93 (F)	C95

W**SK ... - W**

Helical gear unit

Unit Type	
SK 82 (F)	C92
SK 83 (F)	C93
SK 92 (F)	C94
SK 93 (F)	C95
SK 102 (F)	C96
SK 103 (F)	C97



Notes

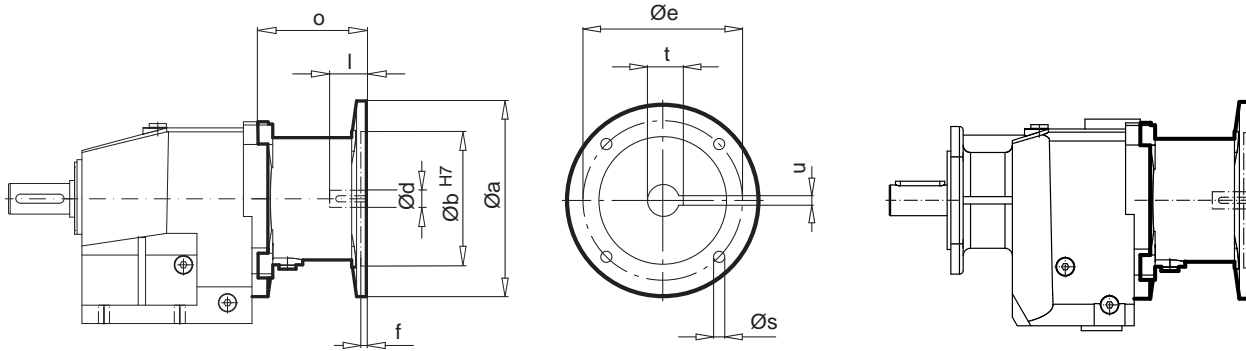
A large grid area for taking notes, consisting of many small squares.

IEC NEMA



SK 02 - IEC 63 ... 90

SK 12 - IEC 63 ... 112



Helical gear unit

IEC	Øa	Øb	Øe	f	Øs	o	Ød	l	t	u
IEC 63	5.51	3.74	4.53	0.16	M8	3.33	0.43	0.91	0.50	0.16
IEC 71	6.30	4.33	5.12	0.18	M8	3.48	0.55	1.18	0.64	0.20
IEC 80	7.87	5.12	6.50	0.18	M10	4.17	0.75	1.57	0.86	0.24
IEC 90	7.87	5.12	6.50	0.18	M10	4.17	0.94	1.97	1.07	0.31
IEC 100	9.84	7.09	8.46	0.20	M12	4.92	1.10	2.36	1.23	0.31
IEC 112	9.84	7.09	8.46	0.20	M12	4.92	1.10	2.36	1.23	0.31

SK 02 - NEMA

SK 12 - NEMA

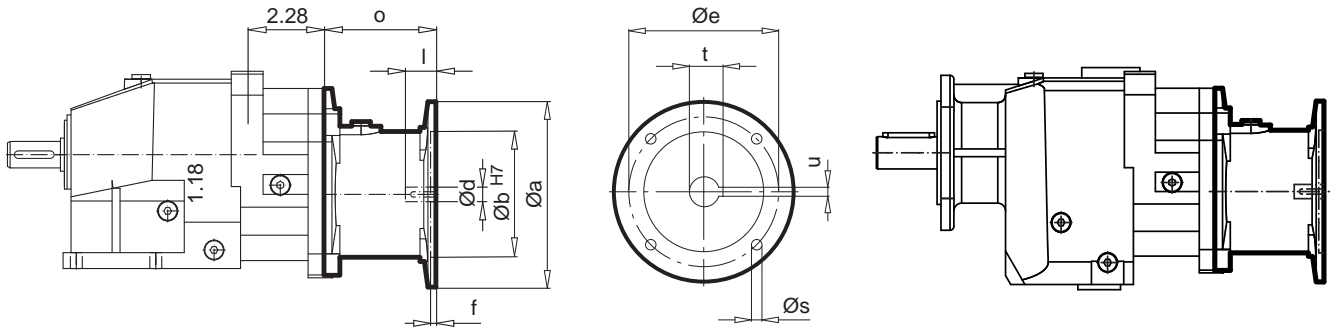
NEMA	Øa	Øb	Øe	f	Øs	o	Ød	l	t	u
N56C	6.54	4.50	5.87	0.18	0.43	4.45	0.63	2.06	0.71	0.19
N140TC	6.54	4.50	5.87	0.18	0.43	4.45	0.87	2.12	0.96	0.19
N180TC	9.17	8.50	7.25	0.23	0.59	5.65	1.13	2.62	1.24	0.25



**IEC
NEMA**

SK 03 - IEC 63, 71

SK 13 - IEC 63, 71



Helical gear unit

IEC	Øa	Øb	Øe	f	Øs	o	Ød	l	t	u
IEC 63	5.51	3.74	4.53	0.16	M8	3.33	0.43	0.91	0.50	0.16
IEC 71	6.30	4.33	5.12	0.18	M8	3.48	0.55	1.18	0.64	0.20

SK 03 - NEMA

SK 13 - NEMA

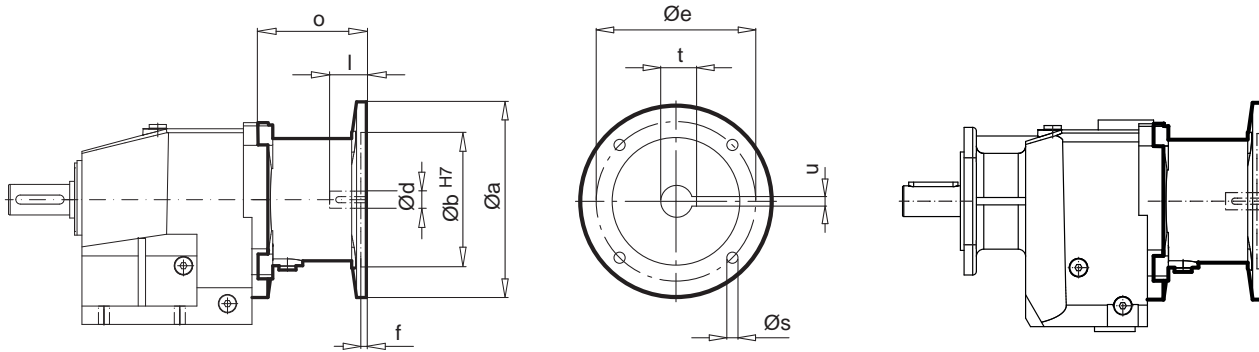
NEMA	Øa	Øb	Øe	f	Øs	o	Ød	l	t	u
N56C	6.54	4.50	5.87	0.18	0.43	4.45	0.63	2.06	0.71	0.19

IEC NEMA



SK 22 - IEC 71 ... 112

SK 32 - IEC 63 ... 132



Helical gear unit

IEC	Øa	Øb	Øe	f	Øs	o	Ød	l	t	u
IEC 71	6.30	4.33	5.12	0.18	M8	3.46	0.55	1.18	0.64	0.20
IEC 80	7.87	5.12	6.50	0.18	M10	4.25	0.75	1.57	0.86	0.24
IEC 90	7.87	5.12	6.50	0.18	M10	4.25	0.94	1.97	1.07	0.31
IEC 100	9.84	7.09	8.46	0.20	M12	4.92	1.10	2.36	1.23	0.31
IEC 112	9.84	7.09	8.46	0.20	M12	4.92	1.10	2.36	1.23	0.31
IEC 132	11.81	9.06	10.43	0.20	M12	6.14	1.50	3.15	1.63	0.39

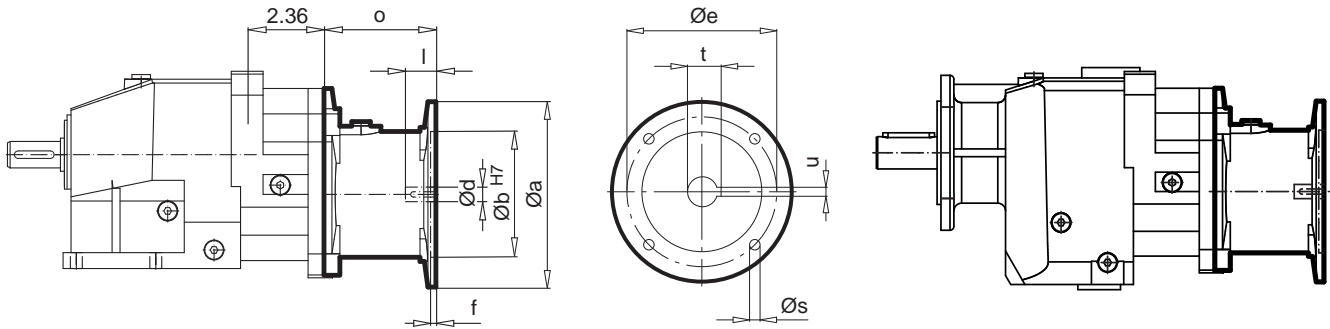
SK 22 - NEMA

SK 32 - NEMA

NEMA	Øa	Øb	Øe	f	Øs	o	Ød	l	t	u
N56C	6.54	4.50	5.87	0.18	0.43	4.61	0.63	2.06	0.71	0.19
N140TC	6.54	4.50	5.87	0.18	0.43	4.61	0.87	2.12	0.96	0.19
N180TC	9.17	8.50	7.25	0.23	0.59	5.51	1.13	2.62	1.24	0.25
N210TC	9.17	8.50	7.25	0.23	0.59	6.65	1.37	3.16	1.52	0.31


**IEC
NEMA**

SK 23 - IEC 63 ... 90
SK 33N - IEC 63 ...112



Helical gear unit

IEC	Øa	Øb	Øe	f	Øs	o	Ød	l	t	u
IEC 63	5.51	3.74	4.53	0.16	M8	3.33	0.43	0.91	0.50	0.16
IEC 71	6.30	4.33	5.12	0.18	M8	3.48	0.55	1.18	0.64	0.20
IEC 80	7.87	5.12	6.50	0.18	M10	4.17	0.75	1.57	0.86	0.24
IEC 90	7.87	5.12	6.50	0.18	M10	4.17	0.94	1.97	1.07	0.31
IEC 100	9.84	7.09	8.46	0.20	M12	4.92	1.10	2.36	1.23	0.31
IEC 112	9.84	7.09	8.46	0.20	M12	4.92	1.10	2.36	1.23	0.31

SK 23 - NEMA
SK 33N - NEMA

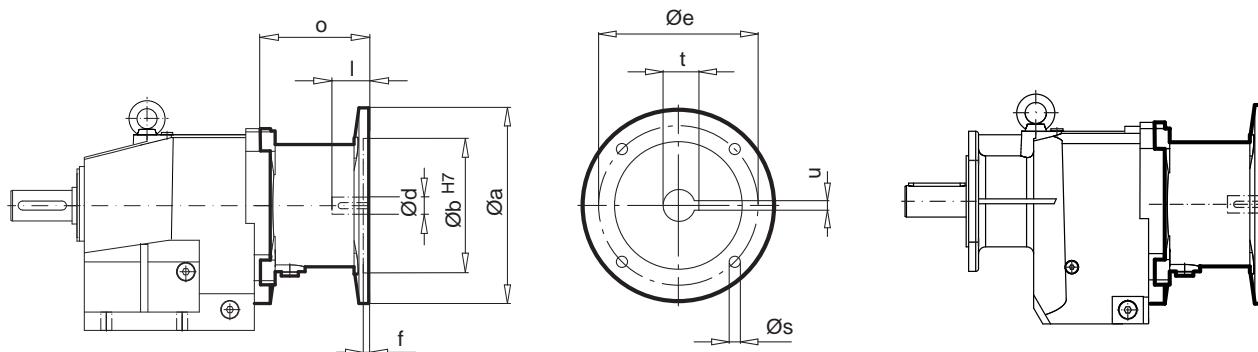
NEMA	Øa	Øb	Øe	f	Øs	o	Ød	l	t	u
N56C	6.54	4.50	5.87	0.18	0.43	4.45	0.63	2.06	0.71	0.19
N140TC	6.54	4.50	5.89	0.18	0.43	4.45	0.87	2.12	0.96	0.19

IEC, AI NEMA, AN



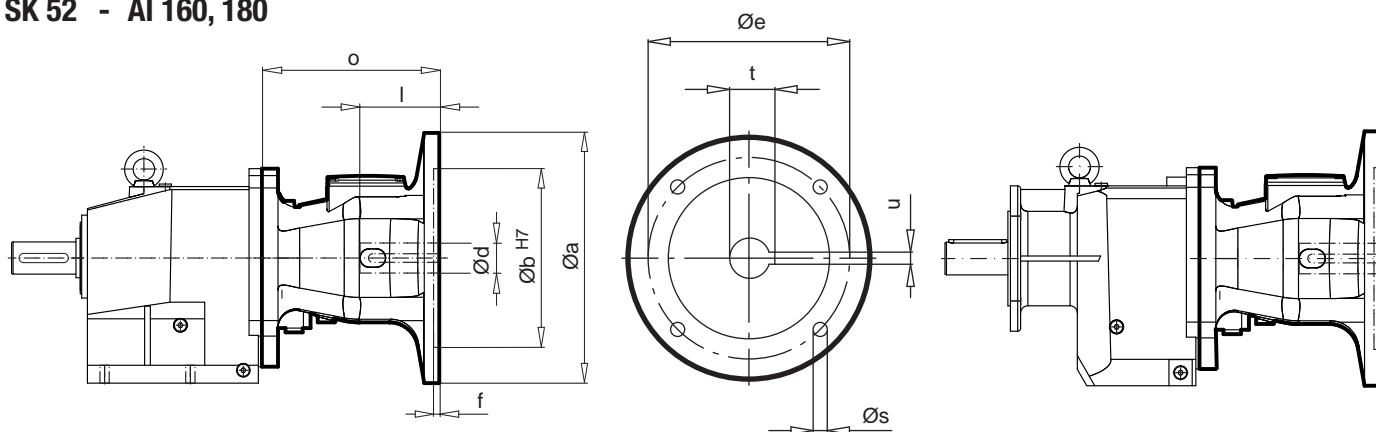
SK 42 - IEC 90 ... 132

SK 52 - IEC 90 ... 132



SK 42 - AI 160

SK 52 - AI 160, 180



Helical gear unit

IEC / AI	Øa	Øb	Øe	f	Øs	o	Ød	l	t	u
IEC 90	7.87	5.12	6.50	0.18	M10	4.27	0.94	1.97	1.07	0.31
IEC 100	9.84	7.09	8.46	0.20	M12	5.24	1.10	2.36	1.23	0.31
IEC 112	9.84	7.09	8.46	0.20	M12	5.24	1.10	2.36	1.23	0.31
IEC 132	11.81	9.06	10.43	0.20	M12	7.48	1.50	3.15	1.63	0.39
AI 160	13.78	9.84	11.81	0.28	M16	9.72	1.65	4.33	1.78	0.47
AI 180	13.78	9.84	11.81	0.28	M16	9.72	1.89	4.33	2.04	0.55

SK 42 - NEMA

SK 52 - NEMA

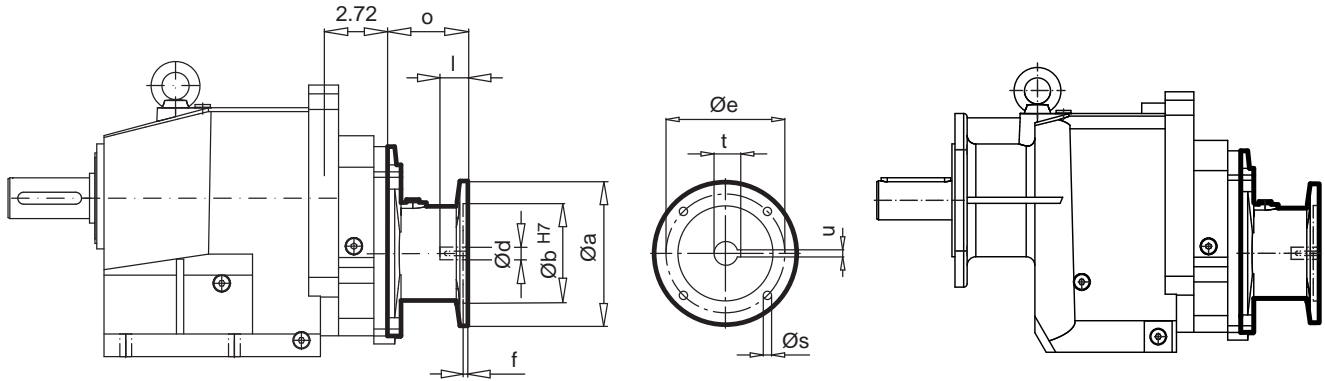
NEMA / AN	Øa	Øb	Øe	f	Øs	o	Ød	l	t	u
N56C	6.54	4.50	5.87	0.18	0.43	4.33	0.63	2.06	0.71	0.19
N140TC	6.54	4.50	5.87	0.18	0.43	4.33	0.87	2.12	0.96	0.19
N180TC	9.17	8.50	7.25	0.23	0.59	7.91	1.13	2.62	1.24	0.25
N210TC	9.17	8.50	7.25	0.23	0.59	7.91	1.37	3.12	1.52	0.31
AN250TC	9.17	8.50	7.25	0.23	0.53	9.28	1.63	3.75	1.80	0.37
AN280TC	13.78	10.50	9.00	0.23	0.53	9.95	1.87	4.38	2.03	0.50



**IEC, AI
NEMA, AN**

SK 43 - IEC 71 ... 112

SK 53 - IEC 71 ... 132



Helical gear unit

IEC	$\varnothing a$	$\varnothing b$	$\varnothing e$	f	$\varnothing s$	o	$\varnothing d$	l	t	u
IEC 71	6.30	4.33	5.12	0.18	M8	3.46	0.55	1.18	0.64	0.20
IEC 80	7.87	5.12	6.50	0.18	M10	4.25	0.75	1.57	0.86	0.24
IEC 90	7.87	5.12	6.50	0.18	M10	4.25	0.94	1.97	1.07	0.31
IEC 100	9.84	7.09	8.46	0.20	M12	4.92	1.10	2.36	1.23	0.31
IEC 112	9.84	7.09	8.46	0.20	M12	4.92	1.10	2.36	1.23	0.31
IEC 132	11.81	9.06	10.43	0.20	M12	6.14	1.50	3.15	1.63	0.39

SK 43 - NEMA

SK 53 - NEMA

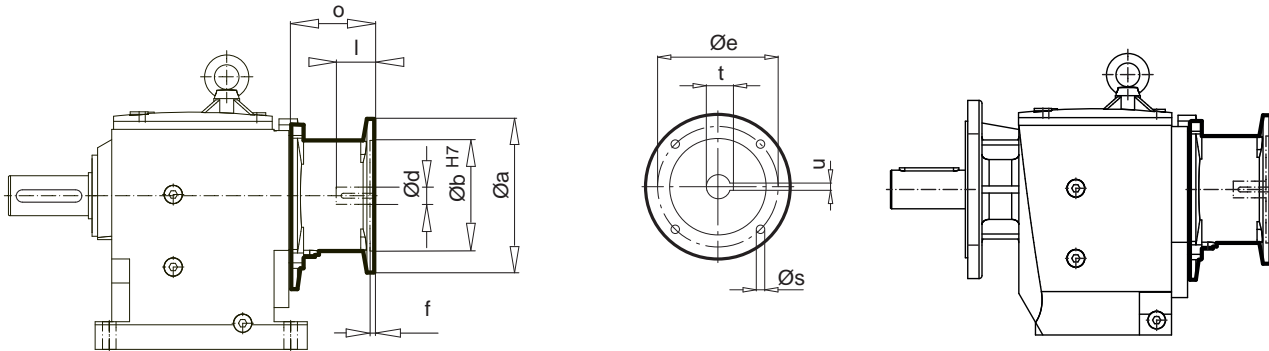
NEMA	$\varnothing a$	$\varnothing b$	$\varnothing e$	f	$\varnothing s$	o	$\varnothing d$	l	t	u
N56C	6.54	4.50	5.87	0.18	0.43	4.61	0.63	2.06	0.71	0.19
N140TC	6.54	4.50	5.87	0.18	0.43	4.61	0.87	2.12	0.96	0.19
N180TC	9.17	8.50	7.25	0.23	0.59	6.65	1.13	2.62	1.24	0.25

IEC, AI NEMA, AN



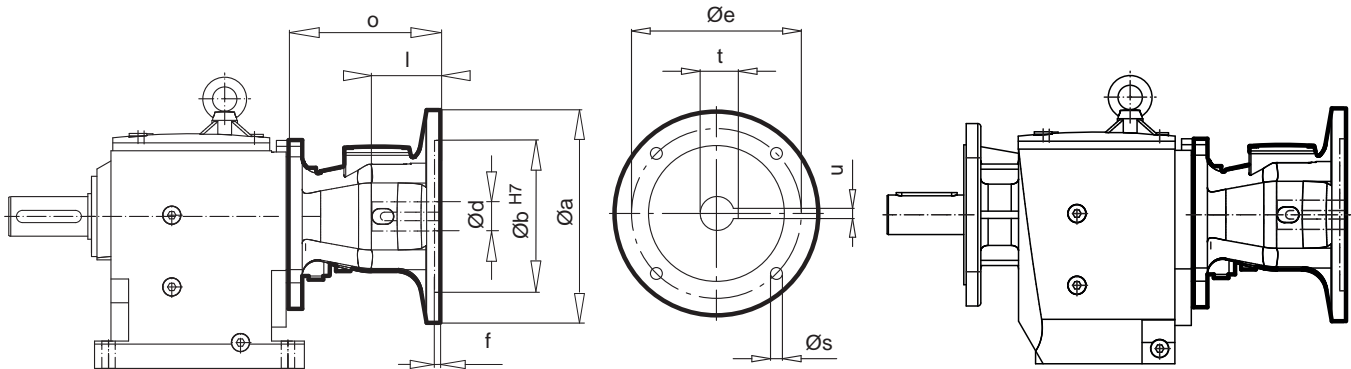
SK 62 - IEC 100 ... 132

SK 72 - IEC 132



SK 62 - AI 160 ... 225

SK 72 - AI 160 ... 225



Helical gear unit

IEC / AI	Øa	Øb	Øe	f	Øs	o	Ød	l	t	u
IEC 100	9.84	7.09	8.46	0.20	M12	5.00	1.10	2.36	1.23	0.31
IEC 112	9.84	7.09	8.46	0.20	M12	5.00	1.10	2.36	1.23	0.31
IEC 132	11.81	9.06	10.43	0.20	M12	6.97	1.50	3.15	1.63	0.39
AI 160	13.78	9.84	11.81	0.28	M16	9.72	1.65	4.33	1.78	0.47
AI 180	13.78	9.84	11.81	0.28	M16	9.72	1.89	4.33	2.04	0.55
AI 200	15.75	11.81	13.78	0.28	M16	9.88	2.17	4.33	2.33	0.63
AI 225	17.72	13.78	15.75	0.28	M16	11.93	2.36	5.51	2.54	0.71

SK 62 - NEMA

SK 72 - NEMA

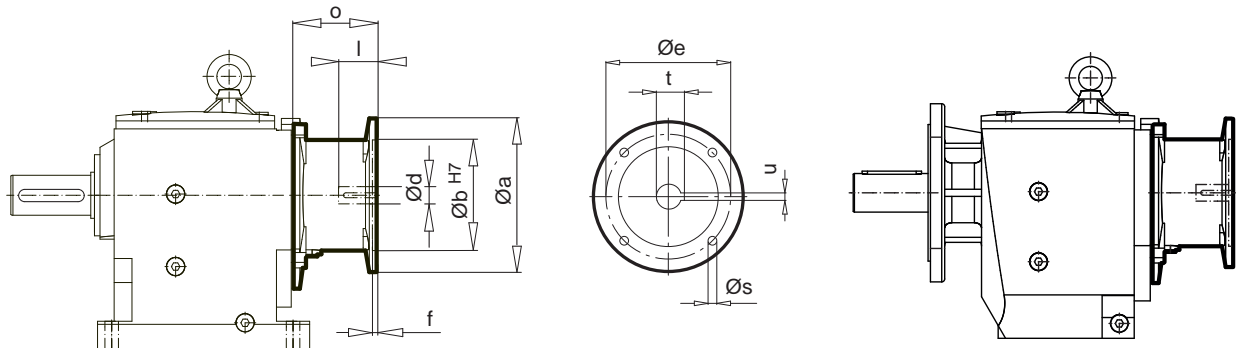
NEMA / AN	Øa	Øb	Øe	f	Øs	o	Ød	l	t	u
N180TC	9.17	8.50	7.25	0.23	0.59	7.52	1.13	2.62	1.24	0.25
N210TC	9.17	8.50	7.25	0.23	0.59	7.52	1.37	3.16	1.52	0.31
AN250TC	9.25	8.50	7.25	0.23	0.53	9.56	1.63	3.75	1.80	0.37
AN280TC	13.78	10.50	9.00	0.23	0.69	9.95	1.87	4.38	2.03	0.50
AN320TC	15.75	12.50	11.00	0.23	0.69	10.11	2.13	5.00	2.35	0.50
AN360TC	21.65	12.50	11.00	0.20	0.69	12.13	2.37	5.66	2.65	0.63



**IEC, AI
NEMA, AN**

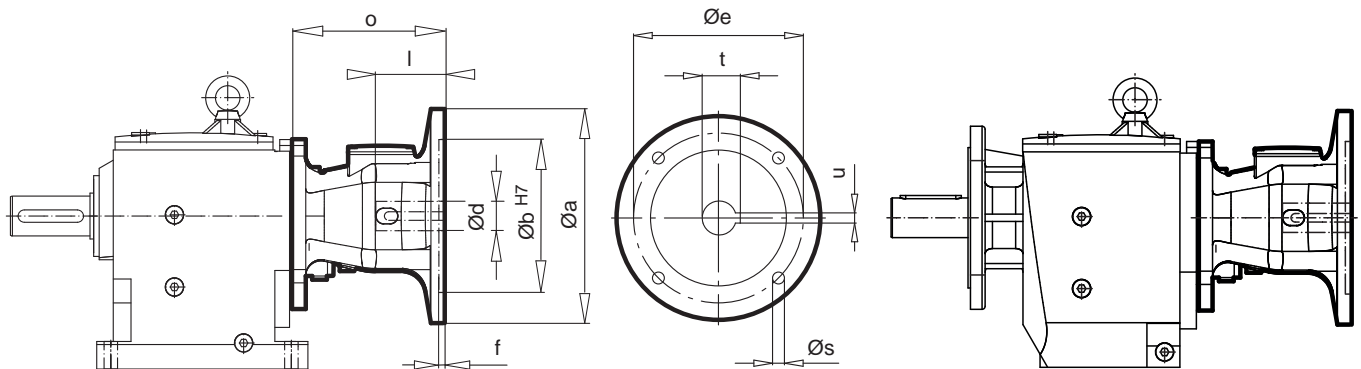
SK 63 - IEC 90 ... 132

SK 73 - IEC 100 ... 132



SK 63 - AI 160 ... 180

SK 73 - AI 160 ... 225



Helical gear unit

IEC / AI	Øa	Øb	Øe	f	Øs	o	Ød	l	t	u
IEC 90	7.87	5.12	6.50	0.18	M10	4.27	0.94	1.97	1.07	0.31
IEC 100	9.84	7.09	8.46	0.20	M12	5.00	1.10	2.36	1.23	0.31
IEC 112	9.84	7.09	8.46	0.20	M12	5.00	1.10	2.36	1.23	0.31
IEC 132	11.81	9.06	10.43	0.20	M12	6.97	1.50	3.15	1.63	0.39
AI 160	13.78	9.84	11.81	0.28	M16	9.72	1.65	4.33	1.78	0.47
AI 180	13.78	9.84	11.81	0.28	M16	9.72	1.89	4.33	2.04	0.55
AI 200	15.75	11.81	13.78	0.28	M16	9.88	2.17	4.33	2.33	0.63
AI 225	17.72	13.78	15.75	0.28	M16	11.93	2.36	5.51	2.54	0.71

SK 63 - NEMA

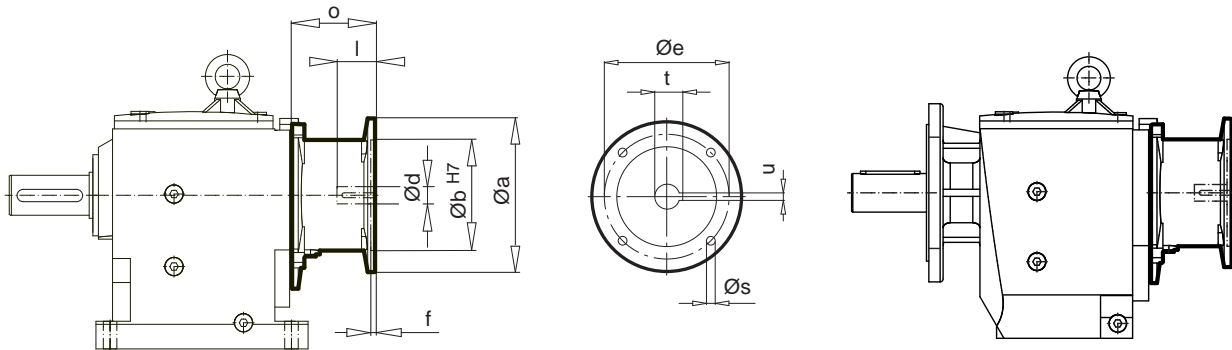
SK 73* - NEMA

NEMA / AN	Øa	Øb	Øe	f	Øs	o	Ød	l	t	u
N56C	6.54	4.50	5.87	0.18	0.43	4.33	0.63	2.06	0.71	0.19
N140TC	6.54	4.50	5.87	0.18	0.43	4.33	0.87	2.12	0.96	0.19
N180TC	9.17	8.50	7.25	0.23	0.59	7.91 (7.52*)	1.13	2.62	1.24	0.25
N210TC	9.17	8.50	7.25	0.23	0.59	7.91 (7.52*)	1.37	3.12	1.52	0.31
AN250TC	9.17 (9.25*)	8.50	7.25	0.23	0.53	9.28 (9.56*)	1.63	3.75	1.80	0.37
AN280TC	13.78	10.50	9.00	0.23	0.53 (0.69*)	9.95	1.87	4.38	2.03	0.50
AN320TC	15.75	12.50	11.00	0.23	0.69	10.11	2.13	5.00	2.35	0.50
AN360TC	21.65	12.50	11.00	0.20	0.69	12.13	2.37	5.66	2.65	0.63

IEC, AI NEMA, AN

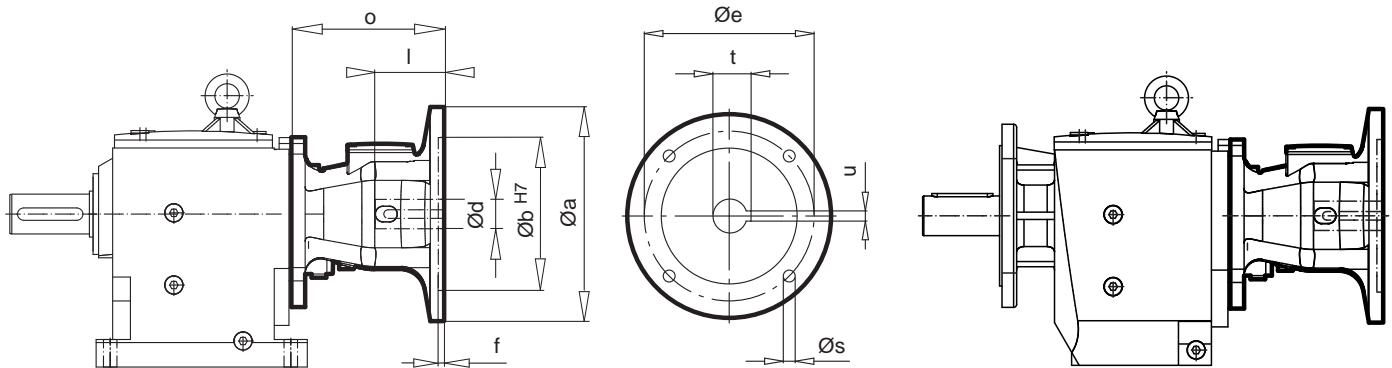


SK 82 - IEC 132



SK 82 - AI 160 ... 280

SK 92 - AI 160 ... 315



Helical gear unit

IEC / AI	Øa	Øb	Øe	f	Øs	o	Ød	l	t	u
IEC 132	11.81	9.06	10.43	0.20	M12	6.97	1.50	3.15	1.63	0.39
AI 160	13.78	9.84	11.81	0.28	M16	9.72	1.65	4.33	1.78	0.47
AI 180	13.78	9.84	11.81	0.28	M16	9.72	1.89	4.33	2.04	0.55
AI 200	15.75	11.81	13.78	0.28	M16	9.88	2.17	4.33	2.33	0.63
AI 225	17.72	13.78	15.75	0.28	M16	11.93	2.36	5.51	2.54	0.71
AI 250	21.65	17.72	19.69	0.28	M16	13.33	2.56	5.51	2.73	0.71
AI 280	21.65	17.72	19.69	0.28	M16	13.33	2.95	5.51	3.15	0.79
AI 315	25.98	21.65	23.62	0.28	M20	15.75	3.15	6.69	3.36	0.87

SK 82 - NEMA

SK 92 - NEMA

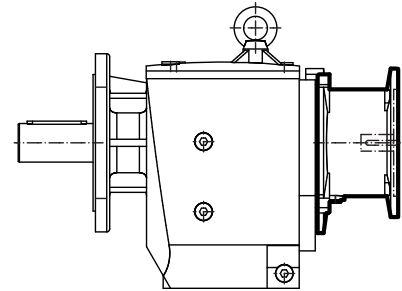
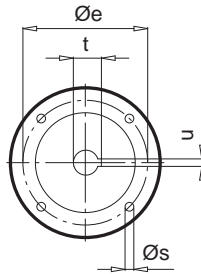
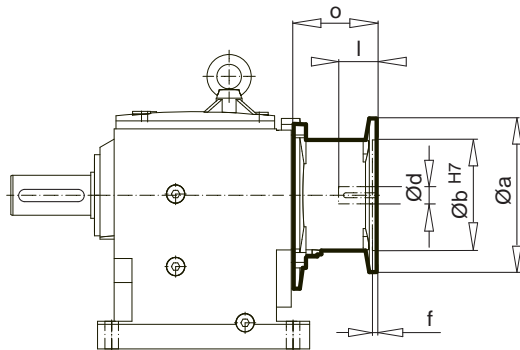
NEMA / AN	Øa	Øb	Øe	f	Øs	o	Ød	l	t	u
N180TC	9.17	8.50	7.25	0.23	0.59	7.52	1.13	2.62	1.24	0.25
N210TC	9.17	8.50	7.25	0.23	0.59	7.52	1.37	3.16	1.52	0.31
AN250TC	9.25	8.50	7.25	0.23	0.53	9.56	1.63	3.75	1.80	0.37
AN280TC	13.78	10.50	9.00	0.23	0.69	9.95	1.87	4.38	2.03	0.50
AN320TC	15.75	12.50	11.00	0.23	0.69	10.11	2.13	5.00	2.35	0.50
AN360TC	21.65	12.50	11.00	0.16	0.69	14.67	2.37	5.66	2.65	0.63



**IEC, AI
NEMA, AN**

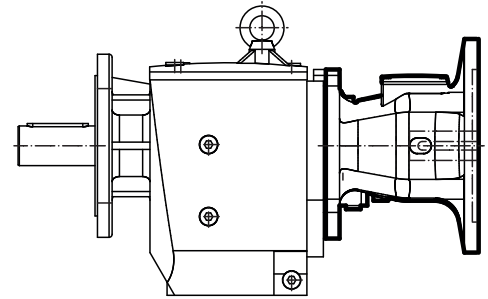
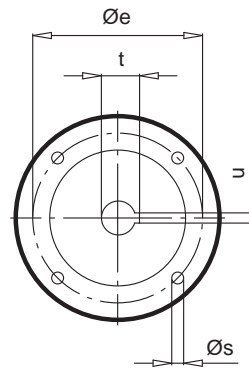
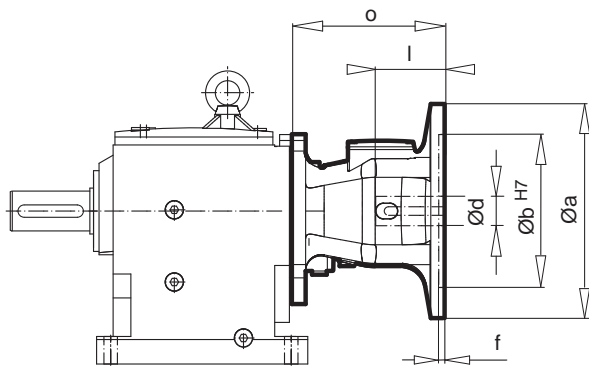
SK 83 - IEC 100 ... 132

SK 93 - IEC 132



SK 83 - AI 160 ... 225

SK 93 - AI 160 ... 280



Helical gear unit

IEC / AI	Øa	Øb	Øe	f	Øs	o	Ød	l	t	u
IEC 100	9.84	7.09	8.46	0.20	M12	5.00	1.10	2.36	1.23	0.31
IEC 112	9.84	7.09	8.46	0.20	M12	5.00	1.10	2.36	1.23	0.31
IEC 132	11.81	9.06	10.43	0.20	M12	6.97	1.50	3.15	1.63	0.39
AI 160	13.78	9.84	11.81	0.28	M16	9.72	1.65	4.33	1.78	0.47
AI 180	13.78	9.84	11.81	0.28	M16	9.72	1.89	4.33	2.04	0.55
AI 200	15.75	11.81	13.78	0.28	M16	9.88	2.17	4.33	2.33	0.63
AI 225	17.72	13.78	15.75	0.28	M16	11.93	2.36	5.51	2.54	0.71
AI 250	21.65	17.72	19.69	0.28	M16	13.33	2.56	5.51	2.73	0.71
AI 280	21.65	17.72	19.69	0.28	M16	13.33	2.95	5.51	3.15	0.79

SK 83 - NEMA

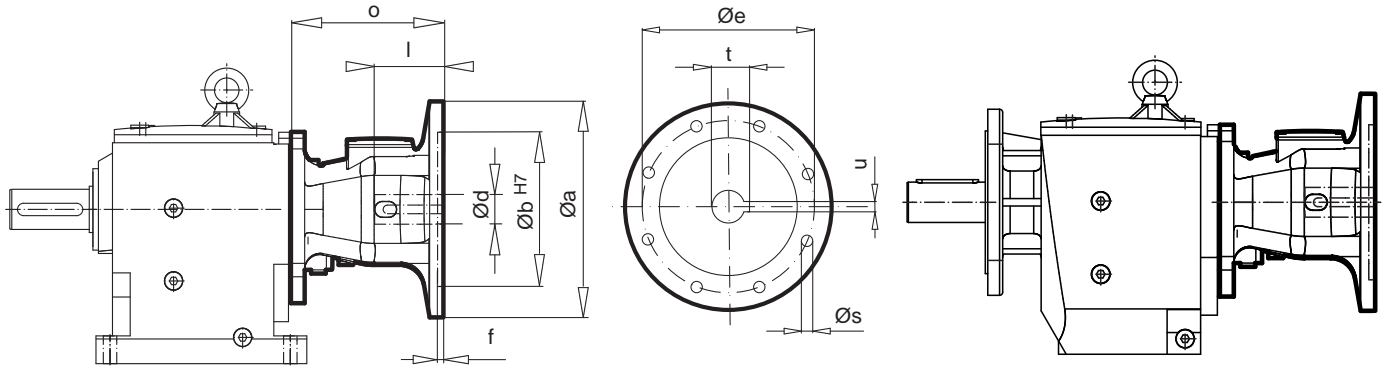
SK 93 - NEMA

NEMA / AN	Øa	Øb	Øe	f	Øs	o	Ød	l	t	u
N180TC	9.17	8.50	7.25	0.23	0.59	7.52	1.13	2.62	1.24	0.25
N210TC	9.17	8.50	7.25	0.23	0.59	7.52	1.37	3.12	1.52	0.31
AN250TC	9.25	8.50	7.25	0.23	0.53	9.56	1.63	3.75	1.80	0.37
AN280TC	13.78	10.50	9.00	0.23	0.69	9.95	1.87	4.38	2.03	0.50
AN320TC	15.75	12.50	11.00	0.23	0.69	10.11	2.13	5.00	2.35	0.50
AN360TC	21.65	12.50	11.00	0.20	0.69	12.13	2.37	5.66	2.65	0.63

IEC, AI NEMA, AN



SK 102 - AI 250 ... 315



Helical gear unit

IEC / AI	Øa	Øb	Øe	f	Øs	o	Ød	l	t	u
AI 250	21.65	17.72	19.69	0.28	M16	13.33	2.56	5.51	2.73	0.71
AI 280	21.65	17.72	19.69	0.28	M16	13.33	2.95	5.51	3.15	0.79
AI 315	25.98	21.65	23.62	0.28	M20	15.75	3.15	6.69	3.36	0.87

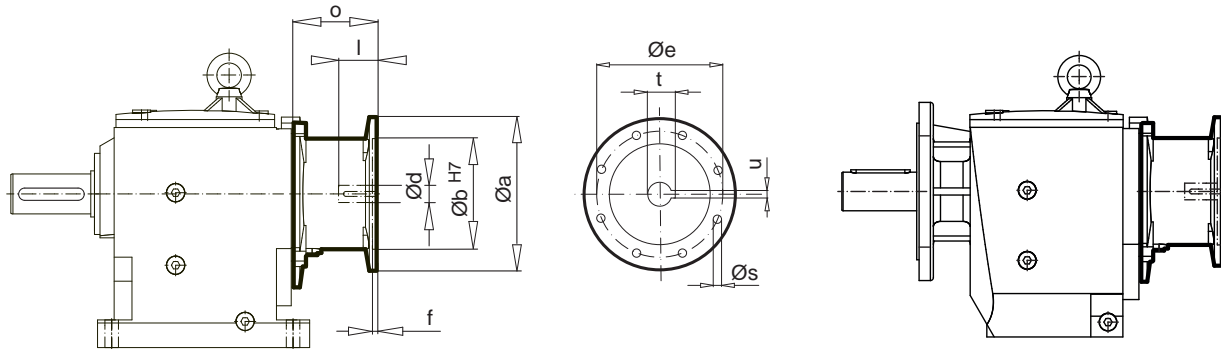
SK 102 - NEMA

NEMA / AN	Øa	Øb	Øe	f	Øs	o	Ød	l	t	u
AN360TC	21.65	12.50	11.00	0.16	0.69	14.67	2.37	5.66	2.65	0.63
AN400TC	21.65	12.50	11.00	0.16	0.69	14.67	2.87	7.04	3.22	0.75

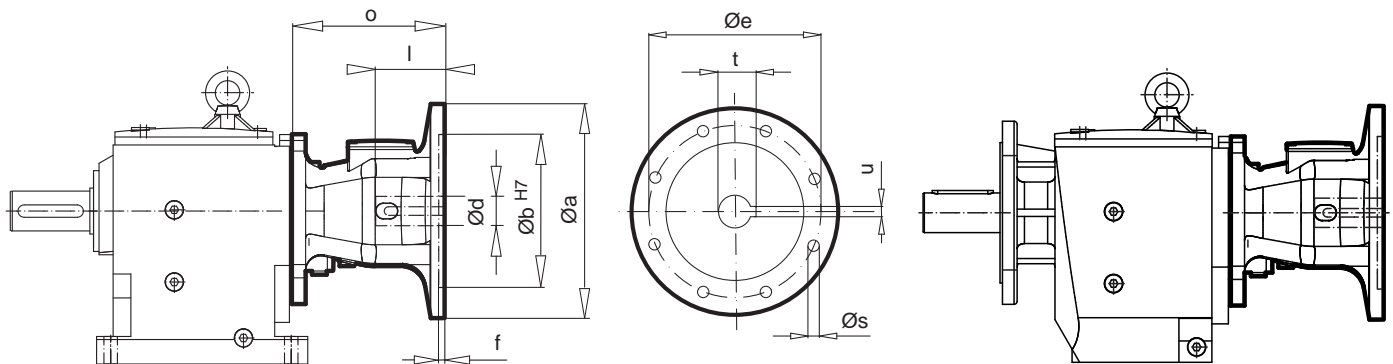


**IEC, AI
NEMA, AN**

SK 103 - IEC 132



SK 103 - AI 160 ... 315



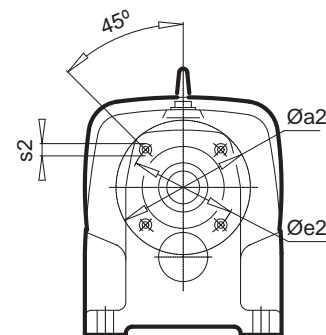
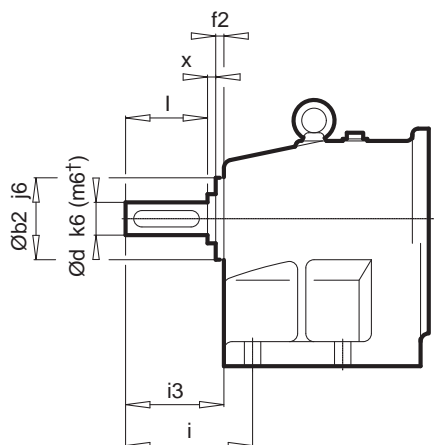

Helical gear unit

IEC / AI	Øa	Øb	Øe	f	Øs	o	Ød	l	t	u
IEC 132	11.81	9.06	10.43	0.20	M12	6.97	1.50	3.15	1.63	0.39
AI 160	13.78	9.84	11.81	0.28	M16	9.72	1.65	4.33	1.78	0.47
AI 180	13.78	9.84	11.81	0.28	M16	9.72	1.89	4.33	2.04	0.55
AI 200	15.75	11.81	13.78	0.28	M16	9.88	2.17	4.33	2.33	0.63
AI 225	17.72	13.78	15.75	0.28	M16	11.93	2.36	5.51	2.54	0.71
AI 250	21.65	17.72	19.69	0.28	M16	13.33	2.56	5.51	2.73	0.71
AI 280	21.65	17.72	19.69	0.28	M16	13.33	2.95	5.51	3.15	0.79
AI 315	25.98	21.65	23.62	0.28	M20	15.75	3.15	6.69	3.36	0.87

SK 103 - NEMA

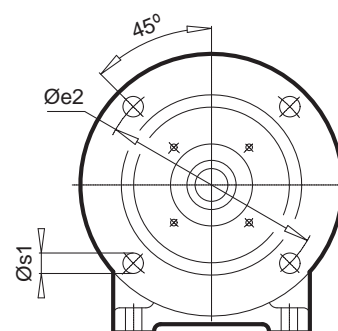
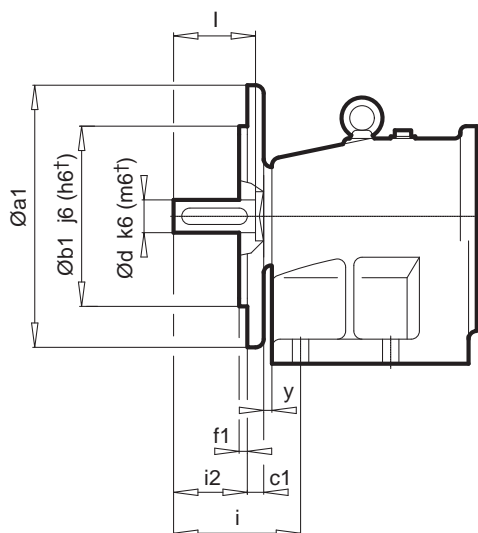
NEMA / AN	Øa	Øb	Øe	f	Øs	o	Ød	l	t	u
N180TC	9.17	8.50	7.25	0.23	0.59	7.52	1.13	2.62	1.24	0.25
N210TC	9.17	8.50	7.25	0.23	0.59	7.52	1.37	3.12	1.52	0.31
AN250TC	9.25	8.50	7.25	0.23	0.53	9.56	1.63	3.75	1.80	0.37
AN280TC	13.78	10.49	9.00	0.23	0.69	9.95	1.87	4.38	2.03	0.50
AN320TC	15.75	12.50	11.00	0.23	0.69	10.11	2.13	5.00	2.35	0.50
AN360TC	21.65	12.50	11.00	0.20	0.69	12.13	2.37	5.66	2.65	0.63

SK ... XZ
SK ... XF



XZ = B14

Helical gear unit



XF = B5

Unit Type	a2	b2	e2	f2	s2 [†]	i	i3	a1	b1	c1	e1	f1	s1	i2	y	d	l	x
SK 02 X. SK 03 X.	3.54	2.17	2.83	0.31	M8 x 13	2.05	1.65	6.30	4.33	0.39	5.12	0.14	0.35	1.06	0.20	0.79	1.57	0.12
SK 12 X. SK 13 X.	3.74	2.36	3.15	0.35	M8 x 13	3.07	2.36	7.87	5.12	0.47	6.50	0.14	0.43	1.69	0.20	0.98	1.97	0.16
SK 22 X. SK 23 X.	5.12	2.83	3.94	0.39	M12 x 20	2.91	2.32	9.84	7.09	0.63	8.46	0.16	0.55	1.50	0.20	1.18	2.36	0.20
SK 32 X. SK 33N X.	5.91	3.54	4.72	0.43	M16 x 25	3.78	3.11	11.81	9.06	0.79	10.43	0.16	0.55	2.13	0.20	1.57	3.15	0.24
SK 42 X. SK 43 X.	6.50	4.13	5.31	0.55	M16 x 25	5.12	4.17	11.81	9.06	0.79	10.43	0.16	0.55	3.19	0.20	1.77	3.54	0.24
SK 52 X. SK 53 X.	7.87	5.28	6.50	0.75	M16 x 25	5.51	4.72	13.78	9.84*	0.79	11.81	0.20	0.71	3.74	0.20	2.17*	4.33	0.24
⇒	SK 02 – SK 53 ⇒ C76 – C87																	

[†] Listed in mm




Notes

A large, empty grid of light blue lines covers the majority of the page, intended for handwritten notes.



UNICASE™ Parallel Shaft Gear Units



INQUIRY FORM D - 2

VERSIONS AVAILABLE D - 3

GEAR UNIT MOTOR DATA

Power and speed tables D - 4

Power and speed tables
W and NEMA adapters D - 56

DIMENSIONED DRAWINGS*

Parallel geared motors D - 80

W, NEMA, IEC, AI adapters D - 112

OPTIONS*

AZ / VZ Hollow shaft / Solid shaft with B14 flange ... D - 126

AX / VX Foot-mounted housing D - 128

AXSH Shrink disk with cover D - 128

AVSH Reinforced shrink disk with cover D - 129

AH / AZH Cover as contact protection D - 130

VL2 / VL3 Agitator version D - 131

GRIPMAXX™ Fastening system NORD GRIPMAXX™ D - 134

G / VG Rubber buffer for torque arm D - 138

SCP Screw Conveyor Package D - 139

* All specifications in inches unless otherwise indicated.



Inquiry form



This general enquiry form can be found in the attachment as well as on the NORD homepage under www.nord.com - Heading DOCUMENTATION / FORMS.



General Inquiry Form



Company: _____
 Customer number: _____
 Town / Zip Code/ Country: _____
 Contact: _____
 E-Mail: _____
 Phone: _____

Please send the request to your local NORD contact.
 See homepage: www.nord.com
 (NORD group → Sales)



Reference: _____
 Date: _____

	<input type="radio"/> Helical- inline* G1000/G2000		<input type="radio"/> Helical- Parallel shaft* G1000		<input type="radio"/> Helical-bevel* G1000		<input type="radio"/> Worm* G1000/G1035
<input type="radio"/> Geared motor		<input type="radio"/> Adapter for IEC-/Nema-motor/Servo*		<input type="radio"/> Stand alone motor (M7000)			
<input type="radio"/> W – type (free input shaft): External forces: Axial F _{A1} : _____ [N] Radial F _{R1} : _____ [N]; Lever from shaft shoulder: _____ [mm]							
Gear type acc. to catalogue: _____				Quantity: _____			

Gearbox-specific parameter	Clear section	Frequency inverter operation	Clear section
Output speed n ₂ at line frequency: _____ [min ⁻¹]		<input type="radio"/> Cabinet mounted <input type="radio"/> Motor mounted	
Output torque M ₂ : _____ [Nm]		Frequency range from: _____ [Hz] to _____ [Hz]	
Ratio i: _____		Motor speed n ₁ : _____ [min ⁻¹] to _____ [min ⁻¹]	
Mounting position (M1 – M6) : _____		Constant torque within frequency range: _____ [Nm]	
Flange: <input type="radio"/> B14 <input type="radio"/> B5 Ø _____ [mm]		Characteristic: <input type="radio"/> 50 Hz <input type="radio"/> 70 Hz <input type="radio"/> 87 Hz <input type="radio"/> 100 Hz	
<input type="radio"/> Hollow shaft <input type="radio"/> Solid shaft Ø _____ x _____ [mm]		Encoder*: <input type="radio"/> Incremental <input type="radio"/> Absolute	
Operating factor f _B : _____		Regenerative operation: Generated power _____ [kW]	
Minimum bearing life L10h: _____ [h]		Ambient conditions	Clear section
External forces at output: Axial F _{A2} : _____ [N]		Ambient temperature: min. _____ to max. _____ [°C]	
Radial F _{R2} : _____ [N] Lever from shaft shoulder: _____ [mm]		Max. rel. humidity RH: _____ [%]	
Bearing: <input checked="" type="radio"/> normal <input type="radio"/> VL <input type="radio"/> VL2 <input type="radio"/> VL3 <input type="radio"/> AL		Max. installation height (if > 1.000 m): _____ [m]	
Helical-bevel and Worm: A/B side for flange/shaft*		<input type="checkbox"/> Indoor <input type="checkbox"/> Outdoor <input type="checkbox"/> Water contact* <input type="checkbox"/> Direct sun light	
Oil: <input checked="" type="radio"/> Mineral <input type="radio"/> Synthetic <input type="radio"/> Food grade <input type="radio"/> Bio-degradable		Other (dust/dirt/aggressive media; mechanical/chemical)*	
Special oil: _____		ATEX	Clear section
Motor-specific parameter	Clear section	ATEX gas	ATEX dust
Rated motor power P ₁ : _____ [kW]		<input type="radio"/> Zone 1 Ex II 2G	<input type="radio"/> Zone 21 Ex II 2D
Motor speed n ₁ : _____ [min ⁻¹]		<input type="radio"/> Zone 2 Ex II 3G	<input type="radio"/> Zone 22 Ex II 3D
<input type="checkbox"/> PTC thermistors (TF) <input type="checkbox"/> Bimetallic switches (TW)		<input type="radio"/> Ex eb II T3	<input type="radio"/> Non-conductive dust
Line voltage: _____ [V] Line frequency: _____ [Hz]		<input type="radio"/> Ex de IIC T4	<input type="radio"/> Conductive dust (only Zone 21)
Efficiency class: <input type="radio"/> IE1 <input type="radio"/> IE2 <input checked="" type="radio"/> IE3 <input type="radio"/> IE4		Paint / Surface treatment	Clear section
Protection class: <input checked="" type="radio"/> IP55 (Standard) <input type="radio"/> IP _____		<input type="radio"/> None <input type="radio"/> 1.0 <input checked="" type="radio"/> 2.0 (Standard) <input type="radio"/> 3.0 <input type="radio"/> 3. _____	
Operating mode: <input checked="" type="radio"/> S1 (Standard) <input type="radio"/> S _____*		<input type="radio"/> nsd tupH (only for aluminium housings)	
Cycle rate: _____ [c/h]		Colour (RAL): <input checked="" type="radio"/> Blue (5010) <input type="radio"/> Grey (7031)	
Cycle duty: _____ [%] <input type="checkbox"/> Backstop (RLS)		<input type="radio"/> Special colour (RAL-No. / Colour): _____	
Ventilation: <input checked="" type="radio"/> Standard <input type="radio"/> External (F) <input type="radio"/> None (OL)		Comments	
Terminal box position: _____ Cable entries: _____			
Brake-specific parameter	Clear section		
Brake torque M _B : _____ [Nm] <input type="checkbox"/> Manual release (HL)			
Brake-/Coil voltage: _____ [V]			
<input type="radio"/> Parking/emergency brake <input type="radio"/> Working brake			
ATEX documentation, O&M manuals (language code according to ISO 639-1):			
<input type="checkbox"/> DE <input type="checkbox"/> BG <input type="checkbox"/> ZH <input type="checkbox"/> CS <input type="checkbox"/> DA <input type="checkbox"/> ES <input type="checkbox"/> FI <input type="checkbox"/> FR <input type="checkbox"/> EN <input type="checkbox"/> EL <input type="checkbox"/> HU <input type="checkbox"/> IT <input type="checkbox"/> NL <input type="checkbox"/> NO <input type="checkbox"/> PL <input type="checkbox"/> PT <input type="checkbox"/> RU <input type="checkbox"/> SV <input type="checkbox"/> SK <input type="checkbox"/> LV <input type="checkbox"/> RO			

*Please add details in comments - Getriebbau NORD GmbH & Co. KG | Getriebbau-Nord-Str. 1 | D-22941 Bargeheide - EN-0919

Parallel shaft gear units



Available Designs


Examples - Available Versions

With Hollow Shaft

With Solid Shaft

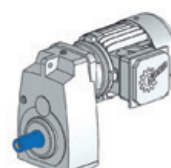
SK 1282 **A** - 90 LP/4

Hollow shaft



SK 1282 **V** - 90 LP/4

Solid shaft



SK 1282 **AG** - 80 LP/4

Hollow shaft

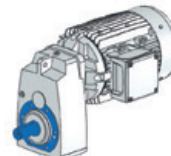
Rubber buffer for torque arm



SK 1282 **VZ** - 90 LP/4

Solid shaft

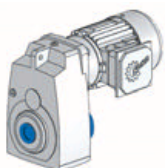
B14 flange



SK 1282 **AB** - 90 LP/4

Hollow shaft

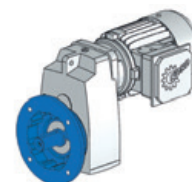
Fastening element



SK 1282 **VF** - 90 LP/4

Solid shaft


B5 flange



SK 1282 **ASH** - 90 LP/4

Hollow shaft

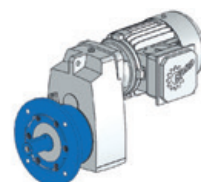
Shrink disk



SK 1282 **VF VL2.3** - 90 LP/4

Solid shaft, B5 flange with

reinforced output shaft bearing



SK 1282 **AZ** - 80 LP/4

Hollow shaft

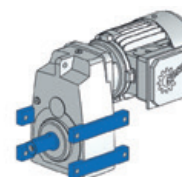
B14 flange



SK 1282 **VX** - 90 LP/4

Solid shaft

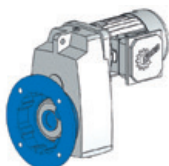
Foot-mounted housing



SK 1282 **AF** - 80 LP/4

Hollow shaft

B5 flange

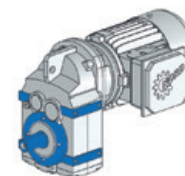


SK 0182.1 **VXZ** - 90 LP/4

Solid shaft

Foot-mounted housing

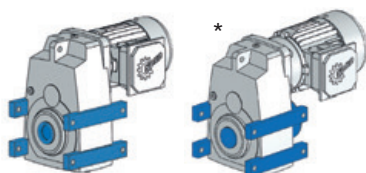
B14 flange



SK 1282 **AX** - 90 LP/4

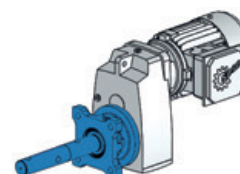
Hollow shaft

Foot-mounted housing



SK 0182.1 **SCP** - 90 LP/4

Screw Conveyor Package



SK 1282 **AXSH** - 90 LP/4 *

Hollow shaft, shrink disk,


Foot-mounted housing

SK 0182.1 **AXZM** - 90 LP/4

Hollow shaft, GRIPMAXX™

Foot-mounted housing

B14 flange



Parallel shaft
gear units

0.16 hp



P_1 [hp]	n_2 [rpm]	M_2 [lb-in]	f_B (AGMA Class)	i_{ges}	F_R [lb]	F_A	$F_{R VL}$ [lb]	$F_{A VL}$	Unit Type		 inch
0.16	39	262	4.4 (III)	43.98	696	1304			SK 0182.1 - 63 SP/4	22	D80, 82
	34	294	3.9 (III)	49.46	692	1304					
	29	348	3.3 (III)	58.43	685	1304					
	26	381	2.6 (III)	64.03	680	1304					
	23	445	2.2 (III)	74.73	669	1304					
	20	516	1.9 (II)	86.80	653	1304					
	18	566	1.7 (II)	95.13	641	1304					
	15	661	1.5 (II)	111.02	615	1304					
	13	783	1.2 (I)	131.56	556	1304					
	11	880	1.1 (I)	147.93	430	1304					
	11	913	1.1 (I)	153.54	373	1304					
	25	397	4.5 (III)	66.66	1081	1124			SK 0282.1 - 63 SP/4	27	D81, 83
	22	450	3.9 (III)	75.69	1078	1124					
	18	550	3.2 (III)	92.51	1072	1124					
	16	618	2.9 (III)	103.89	1067	1124					
	15	660	2.7 (III)	110.96	1063	1124					
	13	755	2.3 (III)	126.98	1055	1124					
	12	839	2.1 (III)	140.98	1046	1124					
	11	960	1.8 (II)	161.34	1032	1124					
	9	1134	1.6 (II)	190.64	1007	1124					
	8	1200	1.5 (II)	201.65	997	1124					
	7	1357	1.3 (I)	228.16	969	1124					
	7	1470	1.1 (I)	247.02	946	1124					
	18	550	3.7 (III)	92.48	1429	1607	2195	1619	SK 1282 - 63 SP/4	39	D91
	15	651	2.8 (III)	109.50	1501	1607	2193	1619			
	7	912	3.9 (III)	230.65	1531	1619	2119	1619	SK 1282.1/02 - 63 SP/4	70	D110
	6	1108	3.2 (III)	280.07	1521	1619	2112	1619			
	5	1304	2.7 (III)	329.64	1508	1619	2103	1619			
	4	1551	2.3 (III)	392.10	1490	1619	2090	1619			
	4	1880	1.9 (II)	475.39	1460	1619	2068	1619			
	3	2159	1.6 (II)	545.87	1429	1619	2046	1619			
	3	2671	1.3 (I)	675.51	1358	1619	1998	1619			
	2	3091	1.1 (I)	781.53	1286	1619	1950	1619			
	2	3870	0.9 (I)	978.44	1107	1619	1836	1619			
	2	4417	0.8 (I)	1116.94	809	1619	1736	1619			
	1	4425	0.8 (I)	1328.60	799	1619	1734	1619			
	1	4425	0.8 (I)	1610.82	799	1619	1734	1619			
	1	4425	0.8 (I)	2005.93	799	1619	1734	1619			
	1	4425	0.8 (I)	2589.47	799	1619	1734	1619			
	7	908	2.8 (III)	229.08	1580	1607	2186	1619	SK 1282/02 - 63 SP/4	57	D110
	6	1123	2.3 (III)	283.85	1569	1607	2178	1619			
	5	1297	2.0 (III)	328.02	1558	1607	2170	1619			
	4	1605	1.6 (II)	405.75	1535	1607	2153	1619			
	3	2160	1.2 (I)	546.50	1480	1607	2114	1619			
	3	2619	1.0 (I)	663.69	1419	1607	2073	1619			
	2	3208	0.8 (I)	826.23	1319	1607	2006	1619			
	2	3208	0.8 (I)	1066.50	1319	1607	2006	1619			
	1	3208	0.8 (I)	1362.13	1319	1607	2006	1619			
	1	3208	0.8 (I)	1620.65	1319	1607	2006	1619			
	1	3208	0.8 (I)	1968.10	1319	1607	2006	1619			
	1	3208	0.8 (I)	2448.65	1319	1607	2006	1619			
	0	3208	0.8 (I)	3608.19	1319	1607	2006	1619			

Parallel shaft gear units



0.16 hp



P_1 [hp]	n_2 [rpm]	M_2 [lb-in]	f_B (AGMA Class)	i_{ges}	F_R [lb]	F_A	$F_{R VL}$ [lb]	$F_{A VL}$	Unit Type		
0.16	9	1066	3.3 (III)	179.22	1523	1619	2113	1619	SK 1382.1 - 63 SP/4	40	D88 - 90
	7	1459	2.4 (III)	245.16	1497	1619	2095	1619			
	6	1710	2.1 (III)	287.37	1476	1619	2080	1619			
	6	1811	1.8 (II)	304.47	1466	1619	2073	1619			
	5	2123	1.5 (II)	356.89	1433	1619	2049	1619			
	9	1066	3.3 (III)	179.22	1523	1619	2113	1619	SK 1382.1 - 63 SP/4	54	D88 - 90
	7	1459	2.4 (III)	245.16	1497	1619	2095	1619			
	6	1710	2.1 (III)	287.37	1476	1619	2080	1619			
	6	1811	1.8 (II)	304.47	1466	1619	2073	1619			
	5	2123	1.5 (II)	356.89	1433	1619	2049	1619			
	6	1139	4.0 (III)	287.51	2241	2698	2991	3372	SK 2282/02 - 63 SP/4	81	D110
	5	1410	3.3 (III)	356.28	2228	2698	2984	3372			
	4	1677	2.7 (III)	423.50	2212	2698	2977	3372			
	3	2033	2.3 (III)	514.51	2186	2698	2966	3372			
	3	2620	1.8 (II)	662.92	2132	2698	2947	3372			
	2	3263	1.4 (II)	824.77	2054	2698	2924	3372			
	2	4213	1.1 (I)	1064.71	1900	2698	2884	3372			
	1	5631	0.8 (I)	1423.06	1554	2698	2676	3372			
	1	5753	0.8 (I)	1728.15	1428	2698	2654	3372			
	1	5753	0.8 (I)	2133.20	1428	2698	2654	3372			
	1	5753	0.8 (I)	2654.05	1428	2698	2654	3372			
	0	5753	0.8 (I)	3426.39	1428	2698	2654	3372			
		9	1102	4.2 (III)	185.11	2242	2698	2992			
7		1402	3.0 (III)	236.11	2228	2698	2983	3372			
6		1644	3.0 (III)	276.27	2214	2698	2977	3372			
5		1966	2.5 (III)	330.45	2191	2698	2968	3372			
4		2325	2.0 (III)	390.93	2161	2698	2957	3372			
4		2870	1.6 (II)	482.56	2104	2698	2938	3372			
3		3706	1.2 (II)	623.10	1989	2698	2906	3372			
2		4539	0.9 (I)	763.41	1835	2698	2848	3372			
	4	1824	4.4 (III)	461.81	2754	3260	3270	4496	SK 3282/12 - 63 SP/4	119	D110
	3	2060	3.9 (III)	520.83	2741	3260	3266	4496			
	2	2708	2.9 (III)	686.08	2704	3260	3254	4496			
	2	3369	2.4 (III)	853.43	2662	3260	3240	4496			
	2	4224	1.9 (II)	1067.99	2603	3260	3218	4496			
	1	5280	1.5 (II)	1335.98	2521	3260	3186	4496			
	1	6709	1.2 (I)	1697.29	2394	3260	3135	4496			
	1	8885	0.9 (I)	2248.69	2161	3260	3037	4496			
	1	9957	0.8 (I)	2797.18	2026	3260	2980	4496			
	0	9957	0.8 (I)	3435.26	2026	3260	2980	4496			
	6	1708	4.9 (III)	287.14	2760	3260	3272	4496	SK 3382 - 63 SP/4	114	D95
	4	2430	2.9 (III)	408.58	2717	3260	3259	4496			
	4	2872	2.7 (III)	482.56	2692	3260	3250	4496			
	3	3475	2.5 (III)	584.13	2655	3260	3237	4496			
	2	4323	1.9 (II)	726.61	2596	3260	3215	4496			
	2	4810	1.9 (II)	808.42	2561	3260	3201	4496			
	2	5467	1.3 (I)	919.00	2506	3260	3180	4496			
	2	6083	1.1 (I)	1022.42	2455	3260	3159	4496			

Parallel shaft
gear units

0.16 hp

0.25 hp



P_1 [hp]	n_2 [rpm]	M_2 [lb-in]	f_B (AGMA Class)	i_{ges}	F_R [lb]	F_A	$F_{R VL}$ [lb]	$F_{A VL}$	Unit Type		
0.16	2	3458	4.6 (III)	873.31	4772	4946	5599	6744	SK 4282/12 - 63 SP/4	152	D110
	2	4394	3.6 (III)	1110.82	4732	4946	5588	6744			
	1	5314	3.0 (III)	1343.53	4690	4946	5576	6744			
	1	7239	2.2 (III)	1830.65	4593	4946	5547	6744			
	1	8897	1.8 (II)	2248.25	4500	4946	5516	6744			
	1	11010	1.4 (II)	2782.46	4368	4946	5469	6744			
0.16	1	7130	3.7 (III)	1805.75	6718	7194	8486	8992	SK 5282/12 - 63 SP/4	231	D110
	1	8763	3.0 (III)	2217.67	6669	7194	8467	8992			
	1	10954	2.4 (III)	2772.22	6586	7194	8437	8992			
0.25	61	258	4.5 (III)	27.92	696	1304			SK 0182.1 - 63 LP/4	24	D80, 82
	54	294	3.9 (III)	31.80	692	1304					
	50	315	3.6 (III)	34.13	689	1304					
	44	357	3.2 (III)	38.61	684	1304					
	39	406	2.8 (III)	43.98	676	1304					
	34	457	2.5 (III)	49.46	666	1304					
	29	540	2.1 (III)	58.43	648	1304					
	27	592	1.6 (II)	64.03	635	1304					
	23	691	1.4 (II)	74.73	605	1304					
	20	802	1.2 (I)	86.80	534	1304					
	18	879	1.1 (I)	95.13	431	1304					
	15	1026	0.9 (I)	111.02	-	1304					
	13	1216	0.8 (I)	131.56	-	1304					
	0.25	39	405	4.4 (III)	43.78	1081	1124				
32		490	3.3 (III)	53.03	1076	1124					
26		616	2.9 (III)	66.66	1067	1124					
23		699	2.5 (III)	75.69	1060	1124					
18		855	2.1 (III)	92.51	1044	1124					
16		960	1.8 (II)	103.89	1032	1124					
15		1025	1.7 (II)	110.96	1023	1124					
13		1173	1.5 (II)	126.98	1001	1124					
12		1303	1.4 (II)	140.98	979	1124					
11		1491	1.2 (I)	161.34	942	1124					
9		1762	1.0 (I)	190.64	876	1124					
0.25	8	1864	0.9 (I)	201.65	846	1124			SK 1282 - 63 LP/4	41	D91
	7	2108	0.8 (I)	228.16	764	1124					
	37	427	4.1 (III)	46.19	1129	1607	2197	1619			
	31	512	4.1 (III)	55.39	1192	1607	2196	1619			
	26	612	3.9 (III)	66.23	1256	1607	2194	1619			
	21	750	3.5 (III)	81.17	1330	1607	2190	1619			
0.25	18	854	2.4 (III)	92.48	1377	1607	2187	1619	SK 1282.1/02 - 63 LP/4	72	D110
	16	1011	1.8 (II)	109.50	1439	1607	2182	1619			
	7	1674	2.1 (III)	230.65	1479	1619	2082	1619			
	6	2033	1.7 (II)	280.07	1443	1619	2057	1619			
	5	2393	1.5 (II)	329.64	1399	1619	2026	1619			
	4	2846	1.2 (I)	392.10	1330	1619	1979	1619			
0.25	4	3451	1.0 (I)	475.39	1212	1619	1901	1619	SK 1282/02 - 63 LP/4	59	D110
	3	3962	0.9 (I)	545.87	1081	1619	1821	1619			
	7	1666	1.5 (II)	229.08	1530	1607	2150	1619			
	6	2062	1.2 (I)	283.85	1491	1607	2122	1619			
0.25	5	2381	1.1 (I)	328.02	1452	1607	2096	1619	SK 1282/02 - 63 LP/4	59	D110
	4	2946	0.9 (I)	405.75	1367	1607	2037	1619			

Parallel shaft gear units



0.25 hp

P_1 [hp]	n_2 [rpm]	M_2 [lb-in]	f_B (AGMA Class)	i_{ges}	F_R [lb]	F_A	$F_{R VL}$ [lb]	$F_{A VL}$	Unit Type		
0.25	10	1656	2.1 (III)	179.22	1481	1619	2083	1619	SK 1382.1 - 63 LP/4	42	D88 – 90
	7	2266	1.6 (II)	245.16	1416	1619	2037	1619			
	6	2656	1.3 (I)	287.37	1361	1619	2000	1619			
	6	2814	1.1 (I)	304.47	1336	1619	1983	1619			
	5	3298	1.0 (I)	356.89	1245	1619	1923	1619			
	10	1656	2.1 (III)	179.22	1481	1619	2083	1619	SK 1382.1 - 63 LP/4	56	D88 – 90
	7	2266	1.6 (II)	245.16	1416	1619	2037	1619			
	6	2656	1.3 (I)	287.37	1361	1619	2000	1619			
	6	2814	1.1 (I)	304.47	1336	1619	1983	1619			
	5	3298	1.0 (I)	356.89	1245	1619	1923	1619			
	10	1274	3.6 (III)	174.78	2235	2698	2987	3372	SK 2282/02 - 63 LP/4	83	D110
	8	1573	2.9 (III)	215.75	2218	2698	2980	3372			
	6	2091	2.2 (III)	287.51	2181	2698	2964	3372			
	5	2587	1.8 (II)	356.28	2135	2698	2948	3372			
	4	3078	1.5 (II)	423.50	2079	2698	2931	3372			
	3	3732	1.2 (I)	514.51	1985	2698	2905	3372			
	3	4810	1.0 (I)	662.92	1775	2698	2810	3372			
	15	1076	4.3 (III)	116.35	2243	2698	2992	3372	SK 2382 - 63 LP/4	81	D93
	13	1217	3.8 (III)	131.86	2237	2698	2989	3372			
	11	1386	3.3 (III)	149.96	2229	2698	2985	3372			
	9	1711	2.7 (III)	185.11	2209	2698	2976	3372			
	7	2178	1.9 (II)	236.11	2174	2698	2960	3372			
	6	2554	1.9 (II)	276.27	2139	2698	2948	3372			
	5	3054	1.6 (II)	330.45	2082	2698	2931	3372			
	4	3612	1.3 (I)	390.93	2004	2698	2910	3372			
	4	4459	1.0 (I)	482.56	1852	2698	2859	3372			
	3	5757	0.8 (I)	623.10	1423	2698	2653	3372			
	6	1963	4.1 (III)	270.39	2746	3260	3268	4496	SK 3282/12 - 63 LP/4	121	D110
	5	2600	3.1 (III)	358.12	2710	3260	3256	4496			
	4	3348	2.4 (III)	461.81	2664	3260	3240	4496			
	3	3782	2.1 (III)	520.83	2635	3260	3230	4496			
	2	4971	1.6 (II)	686.08	2546	3260	3196	4496			
	2	6183	1.3 (I)	853.43	2443	3260	3155	4496			
	2	7753	1.0 (I)	1067.99	2289	3260	3091	4496			
	1	9691	0.8 (I)	1335.98	2061	3260	2994	4496			
	11	1491	4.7 (III)	161.46	2768	3260	3275	4496	SK 3382 - 63 LP/4	116	D95
	9	1763	4.3 (III)	190.69	2756	3260	3271	4496			
	7	2133	4.1 (III)	230.83	2737	3260	3265	4496			
	6	2653	3.1 (III)	287.14	2707	3260	3255	4496			
	4	3774	1.9 (II)	408.58	2629	3260	3229	4496			
	4	4461	1.7 (II)	482.56	2582	3260	3211	4496			
	3	5398	1.6 (II)	584.13	2512	3260	3183	4496			
	2	6714	1.2 (I)	726.61	2394	3260	3135	4496			
	2	7472	1.2 (I)	808.42	2321	3260	3104	4496			
	2	8492	0.9 (I)	919.00	2207	3260	3057	4496			
	3	4050	3.9 (III)	558.54	4747	4946	5592	6744	SK 4282/12 - 63 LP/4	154	D110
	2	5078	3.1 (III)	698.96	4701	4946	5580	6744			
	2	6347	2.5 (III)	873.31	4639	4946	5561	6744			
	2	8065	2.0 (III)	1110.82	4547	4946	5532	6744			
	1	9.754	1.6 (II)	1343.53	4448	4946	5498	6744			
	1	13285	1.2 (I)	1830.65	4209	4946	5410	6744			
	1	16329	1.0 (I)	2248.25	3965	4946	5316	6744			

Parallel shaft
gear units

0.25 hp
0.33 hp



P_1 [hp]	n_2 [rpm]	M_2 [lb-in]	f_B (AGMA Class)	i_{ges}	F_R [lb]	F_A	$F_{R VL}$ [lb]	$F_{A VL}$	Unit Type		 inch			
0.25	2	6252	4.2 (III)	862.46	6740	7194	8495	8992	SK 5282/12 - 63 LP/4	233	D110			
	2	7944	3.3 (III)	1095.71	6695	7194	8476	8992						
	1	13086	2.0 (III)	1805.75	6487	7194	8403	8992						
	1	16083	1.7 (II)	2217.67	6314	7194	8348	8992						
	1	20104	1.3 (I)	2772.22	6014	7194	8258	8992						
0.33	87	239	4.4 (III)	19.83	698	1304			SK 0182.1 - 71 SP/4	27	D80, 82			
	77	270	3.9 (III)	22.43	695	1304								
	70	298	3.9 (III)	24.68	692	1304								
	62	337	3.4 (III)	27.92	687	1304								
	54	383	3.0 (III)	31.80	679	1304								
	51	411	2.8 (III)	34.13	675	1304								
	45	465	2.5 (III)	38.61	664	1304								
	39	530	2.2 (III)	43.98	650	1304								
	35	596	1.9 (II)	49.46	633	1304								
	30	704	1.6 (II)	58.43	601	1304								
	27	772	1.3 (I)	64.03	567	1304								
	23	901	1.1 (I)	74.73	395	1304								
	20	1047	0.9 (I)	86.80	-	1304								
	18	1147	0.8 (I)	95.13	-	1304								
	58	356	5.0 (III)	29.56	1072	1124						SK 0282.1 - 71 SP/4	32	D81, 83
	52	403	4.4 (III)	33.44	1081	1124								
	45	460	3.8 (III)	38.14	1078	1124								
	39	528	3.4 (III)	43.78	1073	1124								
33	639	2.5 (III)	53.03	1065	1124									
26	804	2.2 (III)	66.66	1050	1124									
23	913	1.9 (II)	75.69	1038	1124									
19	1115	1.6 (II)	92.51	1010	1124									
17	1253	1.4 (II)	103.89	988	1124									
16	1338	1.3 (I)	110.96	973	1124									
14	1531	1.2 (I)	126.98	933	1124									
12	1700	1.0 (I)	140.98	892	1124									
11	1945	0.9 (I)	161.34	821	1124									
42	495	3.9 (III)	41.07	1067	1607	2196	1619	SK 1282 - 71 SP/4	44	D91				
37	557	3.1 (III)	46.19	1102	1607	2195	1619							
35	593	3.9 (III)	49.25	1125	1607	2194	1619							
31	668	3.1 (III)	55.39	1161	1607	2193	1619							
29	710	3.5 (III)	58.89	1182	1607	2192	1619							
26	799	3.0 (III)	66.23	1219	1607	2189	1619							
24	870	3.0 (III)	72.17	1249	1607	2187	1619							
21	979	2.7 (III)	81.17	1287	1607	2183	1619							
19	1114	1.8 (II)	92.48	1329	1607	2178	1619							
16	1320	1.4 (II)	109.50	1383	1607	2169	1619							
7	2329	1.5 (II)	230.65	1407	1619	2032	1619				SK 1282.1/02 - 71 SP/4	75	D110	
6	2828	1.3 (I)	280.07	1333	1619	1981	1619							
5	3328	1.1 (I)	329.64	1239	1619	1918	1619							
4	3959	0.9 (I)	392.10	1082	1619	1821	1619							
8	2317	1.1 (I)	229.08	1461	1607	2101	1619	SK 1282/02 - 71 SP/4	62	D110				
6	2868	0.9 (I)	283.85	1381	1607	2046	1619							

Parallel shaft
gear units





0.33 hp

P_1 [hp]	n_2 [rpm]	M_2 [lb-in]	f_B (AGMA Class)	i_{ges}	F_R [lb]	F_A	$F_{R VL}$ [lb]	$F_{A VL}$	Unit Type		 inch
0.33	29	727	4.9 (III)	60.26	1539	1619	2125	1619	SK 1382.1 - 71 SP/4	45	D88 - 90
	25	826	4.3 (III)	68.50	1535	1619	2122	1619			
	13	1636	2.2 (III)	135.72	1483	1619	2084	1619			
	11	1918	1.8 (II)	159.09	1456	1619	2065	1619			
	10	2161	1.6 (II)	179.22	1429	1619	2046	1619			
	8	2624	1.3 (I)	217.62	1366	1619	2003	1619			
	7	2956	1.2 (I)	245.16	1311	1619	1966	1619			
	6	3465	1.0 (I)	287.37	1209	1619	1899	1619			
6	3671	0.9 (I)	304.47	1159	1619	1868	1619				
	29	727	4.9 (III)	60.26	1539	1619	2125	1619	SK 1382.1 - 71 SP/4	59	D88 - 90
	25	826	4.3 (III)	68.50	1535	1619	2122	1619			
	13	1636	2.2 (III)	135.72	1483	1619	2084	1619			
	11	1918	1.8 (II)	159.09	1456	1619	2065	1619			
	10	2161	1.6 (II)	179.22	1429	1619	2046	1619			
	8	2624	1.3 (I)	217.62	1366	1619	2003	1619			
	7	2956	1.2 (I)	245.16	1311	1619	1966	1619			
	6	3465	1.0 (I)	287.37	1209	1619	1899	1619			
6	3671	0.9 (I)	304.47	1159	1619	1868	1619				
	25	840	4.7 (III)	69.67	2252	2698	2998	3372	SK 2282 - 71 SP/4	69	D92
	21	994	4.2 (III)	82.42	2247	2698	2994	3372			
	17	1218	3.2 (III)	100.98	2237	2698	2989	3372			
	17	1255	2.8 (III)	104.07	2235	2698	2988	3372			
	14	1537	2.2 (III)	127.51	2220	2698	2981	3372	SK 2282/02 - 71 SP/4	86	D110
	10	1772	2.6 (III)	174.78	2205	2698	2974	3372			
	8	2188	2.1 (III)	215.75	2173	2698	2961	3372			
	6	2909	1.6 (II)	287.51	2099	2698	2937	3372			
	5	3599	1.3 (I)	356.28	2006	2698	2910	3372			
	4	4281	1.1 (I)	423.50	1887	2698	2881	3372	SK 2382 - 71 SP/4	84	D93
	3	5191	0.9 (I)	514.51	1680	2698	2751	3372			
	18	1186	4.2 (III)	98.35	2239	2698	2989	3372			
	15	1403	3.3 (III)	116.35	2228	2698	2984	3372			
	13	1588	2.9 (III)	131.86	2217	2698	2979	3372			
	11	1809	2.5 (III)	149.96	2203	2698	2973	3372			
	9	2233	2.1 (III)	185.11	2169	2698	2960	3372			
	7	2842	1.5 (II)	236.11	2107	2698	2937	3372			
	6	3332	1.5 (II)	276.27	2045	2698	2919	3372			
	5	3984	1.3 (I)	330.45	1942	2698	2893	3372			
4	4713	1.0 (I)	390.93	1797	2698	2824	3372				
	10	1815	4.4 (III)	179.57	2753	3260	3270	4496	SK 3282/12 - 71 SP/4	124	D110
	8	2195	3.6 (III)	217.37	2734	3260	3264	4496			
	6	2731	2.9 (III)	270.39	2703	3260	3254	4496			
	5	3617	2.2 (III)	358.12	2646	3260	3234	4496			
	4	4658	1.7 (II)	461.81	2571	3260	3206	4496			
	3	5261	1.5 (II)	520.83	2523	3260	3187	4496			
	3	6915	1.2 (I)	686.08	2374	3260	3127	4496			
2	8601	0.9 (I)	853.43	2194	3260	3051	4496				
	14	1531	4.5 (III)	126.93	2766	3260	3274	4496	SK 3382 - 71 SP/4	119	D95
	11	1946	3.6 (III)	161.46	2744	3260	3268	4496			
	9	2300	3.3 (III)	190.69	2726	3260	3262	4496			
	7	2783	3.2 (III)	230.83	2699	3260	3253	4496			

Parallel shaft
gear units

0.33 hp
0.50 hp



P_1 [hp]	n_2 [rpm]	M_2 [lb-in]	f_B (AGMA Class)	i_{ges}	F_R [lb]	F_A	$F_{R VL}$ [lb]	$F_{A VL}$	Unit Type		 inch
0.33	6	3461	2.4 (III)	287.14	2656	3260	3238	4496	SK 3382 - 71 SP/4	119	D95
	4	4924	1.4 (II)	408.58	2543	3260	3196	4496			
	4	5821	1.3 (I)	482.56	2471	3260	3167	4496			
	3	7043	1.3 (I)	584.13	2362	3260	3122	4496			
	2	8760	1.0 (I)	726.61	2176	3260	3043	4496			
	2	9748	0.9 (I)	808.42	2057	3260	2992	4496			
	5	3446	4.6 (III)	340.87	4772	4946	5599	6744	SK 4282/12 - 71 SP/4	157	D110
	4	4136	3.9 (III)	409.92	4743	4946	5591	6744			
	3	5633	2.8 (III)	558.54	4674	4946	5572	6744			
	2	7064	2.3 (III)	698.96	4602	4946	5550	6744			
	2	8830	1.8 (II)	873.31	4503	4946	5517	6744			
	2	11219	1.4 (II)	1110.82	4354	4946	5464	6744			
	1	13568	1.2 (I)	1343.53	4188	4946	5402	6744			
	1	18481	0.9 (I)	1830.65	3771	4946	5239	6744			
	6	3285	4.2 (III)	272.54	4775	4946	5600	6744	SK 4382 - 71 SP/4	168	D97
	5	3941	4.2 (III)	326.81	4750	4946	5594	6744			
	4	4716	3.8 (III)	390.76	4717	4946	5584	6744			
	4	5367	2.7 (III)	445.23	4685	4946	5575	6744			
	3	6424	2.8 (III)	532.44	4635	4946	5560	6744			
	3	7881	1.4 (II)	654.27	4555	4946	5535	6744			
	2	9432	1.4 (II)	782.32	4468	4946	5505	6744			
	2	13617	1.0 (I)	1129.91	4200	4946	5403	6744			
	3	5549	4.8 (III)	550.94	6756	7194	8502	8992	SK 5282/12 - 71 SP/4	236	D110
	3	6958	3.8 (III)	689.45	6723	7194	8488	8992			
	2	8697	3.1 (III)	862.46	6671	7194	8467	8992			
	2	11050	2.4 (III)	1095.71	6582	7194	8435	8992			
	1	13464	2.0 (III)	1334.62	6467	7194	8397	8992			
	1	18203	1.5 (II)	1805.75	6166	7194	8303	8992			
	1	22374	1.2 (I)	2217.67	5808	7194	8200	8992			
	1	27967	0.9 (I)	2772.22	5156	7194	8033	8992			
	1	27648	1.5 (II)	2738.39	9252	10454	12155	13489	SK 6382/22 - 71 SP/4	435	D110
	0	34900	1.4 (II)	3450.76	8741	10454	12005	13489			
	0	42007	1.0 (I)	4164.86	8082	10454	11822	13489			
	0	49372	1.3 (I)	4892.48	10543	13039	13718	17985	SK 7382/22 - 71 SP/4	596	D110
	0	57059	1.1 (I)	5662.68	10113	13039	13543	17985			
	0	55578	1.9 (II)	5507.20	15249	16411	18959	22481	SK 8382/32 - 71 SP/4	895	D110
	0	66655	1.6 (II)	6616.79	14815	16411	18802	22481			
0.50	132	238	4.8 (III)	13.05	698	1291			SK 0182.1 - 71 LP/4	29	D80, 82
	121	260	4.4 (III)	14.25	696	1304					
	106	297	3.9 (III)	16.24	692	1304					
	87	362	2.9 (III)	19.83	683	1304					
	77	410	2.6 (III)	22.43	675	1304					
	70	451	2.6 (III)	24.68	667	1304					
	62	510	2.3 (III)	27.92	655	1304					
	54	581	2.0 (III)	31.80	638	1304					
	51	623	1.8 (II)	34.13	626	1304					
	45	705	1.6 (II)	38.61	600	1304					
	39	803	1.4 (II)	43.98	532	1304					
	35	904	1.3 (I)	49.46	391	1304					
	30	1067	1.1 (I)	58.43	-	1304					
27	1170	0.8 (I)	64.03	-	1304						

Parallel shaft
gear units





0.50 hp

P_1 [hp]	n_2 [rpm]	M_2 [lb-in]	f_B (AGMA Class)	i_{ges}	F_R [lb]	F_A	$F_{R VL}$ [lb]	$F_{A VL}$	Unit Type		
0.50	80	393	4.5 (III)	21.53	986	1124			SK 0282.1 - 71 LP/4	34	D81, 83
	66	481	3.7 (III)	26.32	1035	1124					
	58	540	3.3 (III)	29.56	1049	1124					
	52	611	2.9 (III)	33.44	1063	1124					
	45	697	2.5 (III)	38.14	1060	1124					
	39	800	2.2 (III)	43.78	1050	1124					
	33	969	1.6 (II)	53.03	1031	1124					
	26	1218	1.5 (II)	66.66	994	1124					
	23	1383	1.3 (I)	75.69	964	1124					
	19	1690	1.0 (I)	92.51	895	1124					
	17	1898	0.9 (I)	103.89	836	1124					
	16	2027	0.9 (I)	110.96	793	1124					
		68	461	4.3 (III)	25.22	905	1607	2197			
	61	518	3.8 (III)	28.33	934	1607	2196	1619			
	54	586	3.5 (III)	32.08	966	1607	2194	1619			
	42	750	2.6 (III)	41.07	1023	1607	2190	1619			
	37	843	2.1 (III)	46.19	1053	1607	2188	1619			
	35	899	2.6 (III)	49.25	1074	1607	2186	1619			
	31	1011	2.1 (III)	55.39	1104	1607	2182	1619			
	29	1076	2.3 (III)	58.89	1121	1607	2180	1619			
	26	1211	2.0 (III)	66.23	1151	1607	2174	1619			
	24	1318	2.0 (III)	72.17	1176	1607	2169	1619			
	21	1483	1.8 (II)	81.17	1205	1607	2160	1619			
	19	1689	1.2 (I)	92.48	1235	1607	2148	1619			
	16	2000	0.9 (I)	109.50	1272	1607	2127	1619			
	39	807	4.4 (III)	44.19	1363	1619	2122	1619	SK 1382.1 - 71 LP/4	48	D88 - 90
	34	939	3.8 (III)	51.41	1414	1619	2118	1619			
	32	992	3.6 (III)	54.32	1438	1619	2116	1619			
	29	1101	3.2 (III)	60.26	1476	1619	2112	1619			
	25	1251	2.8 (III)	68.50	1512	1619	2105	1619			
	13	2479	1.4 (II)	135.72	1387	1619	2018	1619			
	11	2906	1.2 (I)	159.09	1320	1619	1972	1619			
	10	3274	1.1 (I)	179.22	1250	1619	1926	1619			
	8	3976	0.9 (I)	217.62	1077	1619	1818	1619			
	39	807	4.4 (III)	44.19	1363	1619	2122	1619			
	34	939	3.8 (III)	51.41	1414	1619	2118	1619			
	32	992	3.6 (III)	54.32	1438	1619	2116	1619			
	29	1101	3.2 (III)	60.26	1476	1619	2112	1619			
	25	1251	2.8 (III)	68.50	1512	1619	2105	1619			
	13	2479	1.4 (II)	135.72	1387	1619	2018	1619			
	11	2906	1.2 (I)	159.09	1320	1619	1972	1619			
	10	3274	1.1 (I)	179.22	1250	1619	1926	1619			
	8	3976	0.9 (I)	217.62	1077	1619	1818	1619			
	25	1273	3.1 (III)	69.67	2235	2698	2987	3372	SK 2282 - 71 LP/4	71	D92
	21	1506	2.8 (III)	82.42	2222	2698	2982	3372			
	17	1845	2.1 (III)	100.98	2200	2698	2972	3372			
	17	1901	1.8 (II)	104.07	2196	2698	2970	3372			
	14	2329	1.4 (II)	127.51	2160	2698	2958	3372			
	10	2863	1.6 (II)	174.78	2105	2698	2939	3372	SK 2282/02 - 71 LP/4	89	D110
	8	3533	1.3 (I)	215.75	2016	2698	2913	3372			
	6	4698	1.0 (I)	287.51	1800	2698	2826	3372			

Parallel shaft
gear units

0.50 hp



P_1 [hp]	n_2 [rpm]	M_2 [lb-in]	f_B (AGMA Class)	i_{ges}	F_R [lb]	F_A	$F_{R VL}$ [lb]	$F_{A VL}$	Unit Type		 inch
0.50	21	1503	3.3 (III)	82.22	2222	2698	2981	3372	SK 2382 - 71 LP/4	86	D93
	18	1798	2.8 (III)	98.35	2203	2698	2973	3372			
	15	2126	2.2 (III)	116.35	2178	2698	2963	3372			
	13	2406	1.9 (II)	131.86	2153	2698	2954	3372			
	11	2741	1.7 (II)	149.96	2119	2698	2943	3372			
	9	3383	1.4 (II)	185.11	2038	2698	2919	3372			
	7	4306	1.0 (I)	236.11	1882	2698	2876	3372			
	6	5048	1.0 (I)	276.27	1717	2698	2774	3372			
5	6036	0.8 (I)	330.45	1030	2698	2599	3372				
	24	1288	3.9 (III)	70.56	2761	3260	3278	4496	SK 3282 - 71 LP/4	104	D94
	17	1842	3.9 (III)	100.88	2753	3260	3270	4496			
	15	2050	3.3 (III)	112.23	2742	3260	3267	4496			
	15	1859	4.3 (III)	114.23	2752	3260	3270	4496	SK 3282/12 - 71 LP/4	126	D110
	12	2306	3.5 (III)	141.49	2727	3260	3262	4496			
	10	2931	2.7 (III)	179.57	2688	3260	3249	4496			
	8	3546	2.2 (III)	217.37	2651	3260	3236	4496			
	6	4411	1.8 (II)	270.39	2590	3260	3213	4496			
	5	5841	1.4 (II)	358.12	2474	3260	3167	4496			
	4	7523	1.1 (I)	461.81	2313	3260	3101	4496			
	3	8497	0.9 (I)	520.83	2206	3260	3056	4496			
	19	1634	3.4 (III)	89.60	2760	3260	3272	4496	SK 3382 - 71 LP/4	122	D95
	17	1898	3.4 (III)	104.05	2747	3260	3268	4496			
	14	2320	3.0 (III)	126.93	2723	3260	3261	4496			
	11	2948	2.4 (III)	161.46	2685	3260	3248	4496			
	9	3485	2.2 (III)	190.69	2652	3260	3237	4496			
	7	4216	2.1 (III)	230.83	2604	3260	3218	4496			
	6	5245	1.6 (II)	287.14	2524	3260	3188	4496			
	4	7461	0.9 (I)	408.58	2308	3260	3102	4496			
	4	8819	0.9 (I)	482.56	2162	3260	3039	4496			
	3	10671	0.8 (I)	584.13	1928	3260	2938	4496			
	7	3826	4.2 (III)	234.38	4756	4946	5595	6744	SK 4282/12 - 71 LP/4	159	D110
	6	4927	3.2 (III)	302.24	4708	4946	5582	6744			
	5	5565	2.9 (III)	340.87	4678	4946	5573	6744			
	4	6680	2.4 (III)	409.92	4622	4946	5556	6744			
	3	9099	1.8 (II)	558.54	4488	4946	5512	6744			
	2	11409	1.4 (II)	698.96	4341	4946	5460	6744			
	2	14261	1.1 (I)	873.31	4135	4946	5382	6744			
	2	18120	0.9 (I)	1110.82	3805	4946	5252	6744			
	6	4978	2.8 (III)	272.54	4699	4946	5580	6744	SK 4382 - 71 LP/4	170	D97
	5	5971	2.8 (III)	326.81	4656	4946	5567	6744			
	4	7145	2.5 (III)	390.76	4598	4946	5548	6744			
	4	8132	1.8 (II)	445.23	4541	4946	5530	6744			
	3	9733	1.8 (II)	532.44	4449	4946	5499	6744			
	3	11941	0.9 (I)	654.27	4301	4946	5446	6744			
	2	14291	0.9 (I)	782.32	4132	4946	5381	6744			
	5	5519	4.8 (III)	338.35	6757	7194	8502	8992	SK 5282/12 - 71 LP/4	239	D110
	4	7309	3.6 (III)	448.15	6713	7194	8484	8992			
	3	8962	3.0 (III)	550.94	6662	7194	8464	8992			
	3	11238	2.4 (III)	689.45	6574	7194	8433	8992			
	2	14047	1.9 (II)	862.46	6436	7194	8386	8992			
	2	17848	1.5 (II)	1095.71	6192	7194	8311	8992			
	1	21747	1.2 (I)	1334.62	5868	7194	8217	8992			
	1	29401	0.9 (I)	1805.75	4950	7194	7985	8992			

Parallel shaft gear units





0.50 hp
0.75 hp

P_1 [hp]	n_2 [rpm]	M_2 [lb-in]	f_B (AGMA Class)	i_{ges}	F_R [lb]	F_A	$F_{R VL}$ [lb]	$F_{A VL}$	Unit Type																																																																																																																																																																																																																																																																																																																																																																														
0.50	6	4940	4.8 (III)	269.99	6768	7194	8506	8992	SK 5382 - 71 LP/4	258	D99																																																																																																																																																																																																																																																																																																																																																																												
	5	6057	4.7 (III)	331.48	6745	7194	8497	8992				0.50	3	10394	4.6 (III)	637.53	9945	10454	12407	13489	SK 6382/22 - 71 LP/4	437	D110	2	13391	3.6 (III)	818.71	9873	10454	12375	13489	2	18016	2.7 (III)	1104.39	9722	10454	12317	13489	1	20561	2.3 (III)	1259.27	9619	10454	12280	13489	1	44655	0.9 (I)	2738.39	7789	10454	11748	13489	0	56369	0.8 (I)	3450.76	6056	10454	11375	13489	0.50	2	15203	4.1 (III)	933.91	11958	13039	14236	17985	SK 7382/22 - 71 LP/4	598	D112	2	16993	3.7 (III)	1046.18	11902	13039	14219	17985	1	21893	2.9 (III)	1343.50	11740	13039	14167	17985	1	29455	2.1 (III)	1812.31	11460	13039	14071	17985	1	33616	1.9 (II)	2066.45	11290	13039	14008	17985	0.50	1	22227	4.8 (III)	1366.83	16284	16411	19283	22481	SK 8382/32 - 71 LP/4	898	D110	1	27604	3.9 (III)	1697.85	16144	16411	19245	22481	0	89767	1.2 (I)	5507.20	13750	16411	18392	22481	0	107657	1.0 (I)	6616.79	12763	16411	17997	22481	0.75	196	242	4.8 (III)	8.87	625	1123			SK 0182.1 - 80 SP/4	34	D80, 82	171	276	4.2 (III)	10.13	646	1163			151	312	3.7 (III)	11.45	667	1202			133	356	3.2 (III)	13.05	684	1245			122	388	3.0 (III)	14.25	679	1278			107	442	2.6 (III)	16.24	669	1304			0.75	88	540	2.0 (III)	19.83	648	1304			SK 0182.1 - 80 SP/4	35	D80, 82	77	611	1.7 (II)	22.43	629	1304			70	672	1.7 (II)	24.68	611	1304			62	761	1.5 (II)	27.92	579	1304			55	866	1.3 (I)	31.80	450	1304			51	930	1.2 (I)	34.13	340	1304			45	1052	1.1 (I)	38.61	-	1304			39	1198	1.0 (I)	43.98	-	1304			35	1.347	0.9 (I)	49.46	-	1304			0.75	121	391	4.5 (III)	14.36	850	1124			SK 0282.1 - 80 SP/4	39	D81,83	108	439	4.0 (III)	16.12	877	1124			95	497	3.6 (III)	18.24	906	1124			91	517	3.4 (III)	18.96	915	1124			81	587	3.0 (III)	21.53	945	1124			66	717	2.5 (III)	26.32	992	1124			59	805	2.2 (III)	29.56	1010	1124			52	911	1.9 (II)	33.44	1018	1124			45	1039	1.7 (II)	38.14	1021	1124			40	1193	1.5 (II)	43.78	998	1124			33	1445	1.1 (I)	53.03	951	1124			26	1816	1.0 (I)	66.66	860	1124			23	2062	0.9 (I)	75.69
0.50	3	10394	4.6 (III)	637.53	9945	10454	12407	13489	SK 6382/22 - 71 LP/4	437	D110																																																																																																																																																																																																																																																																																																																																																																												
	2	13391	3.6 (III)	818.71	9873	10454	12375	13489																																																																																																																																																																																																																																																																																																																																																																															
	2	18016	2.7 (III)	1104.39	9722	10454	12317	13489																																																																																																																																																																																																																																																																																																																																																																															
	1	20561	2.3 (III)	1259.27	9619	10454	12280	13489																																																																																																																																																																																																																																																																																																																																																																															
	1	44655	0.9 (I)	2738.39	7789	10454	11748	13489																																																																																																																																																																																																																																																																																																																																																																															
	0	56369	0.8 (I)	3450.76	6056	10454	11375	13489																																																																																																																																																																																																																																																																																																																																																																															
0.50	2	15203	4.1 (III)	933.91	11958	13039	14236	17985	SK 7382/22 - 71 LP/4	598	D112																																																																																																																																																																																																																																																																																																																																																																												
	2	16993	3.7 (III)	1046.18	11902	13039	14219	17985																																																																																																																																																																																																																																																																																																																																																																															
	1	21893	2.9 (III)	1343.50	11740	13039	14167	17985																																																																																																																																																																																																																																																																																																																																																																															
	1	29455	2.1 (III)	1812.31	11460	13039	14071	17985																																																																																																																																																																																																																																																																																																																																																																															
	1	33616	1.9 (II)	2066.45	11290	13039	14008	17985																																																																																																																																																																																																																																																																																																																																																																															
0.50	1	22227	4.8 (III)	1366.83	16284	16411	19283	22481	SK 8382/32 - 71 LP/4	898	D110																																																																																																																																																																																																																																																																																																																																																																												
	1	27604	3.9 (III)	1697.85	16144	16411	19245	22481																																																																																																																																																																																																																																																																																																																																																																															
	0	89767	1.2 (I)	5507.20	13750	16411	18392	22481																																																																																																																																																																																																																																																																																																																																																																															
	0	107657	1.0 (I)	6616.79	12763	16411	17997	22481																																																																																																																																																																																																																																																																																																																																																																															
0.75	196	242	4.8 (III)	8.87	625	1123			SK 0182.1 - 80 SP/4	34	D80, 82																																																																																																																																																																																																																																																																																																																																																																												
	171	276	4.2 (III)	10.13	646	1163																																																																																																																																																																																																																																																																																																																																																																																	
	151	312	3.7 (III)	11.45	667	1202																																																																																																																																																																																																																																																																																																																																																																																	
	133	356	3.2 (III)	13.05	684	1245																																																																																																																																																																																																																																																																																																																																																																																	
	122	388	3.0 (III)	14.25	679	1278																																																																																																																																																																																																																																																																																																																																																																																	
	107	442	2.6 (III)	16.24	669	1304																																																																																																																																																																																																																																																																																																																																																																																	
0.75	88	540	2.0 (III)	19.83	648	1304			SK 0182.1 - 80 SP/4	35	D80, 82																																																																																																																																																																																																																																																																																																																																																																												
	77	611	1.7 (II)	22.43	629	1304																																																																																																																																																																																																																																																																																																																																																																																	
	70	672	1.7 (II)	24.68	611	1304																																																																																																																																																																																																																																																																																																																																																																																	
	62	761	1.5 (II)	27.92	579	1304																																																																																																																																																																																																																																																																																																																																																																																	
	55	866	1.3 (I)	31.80	450	1304																																																																																																																																																																																																																																																																																																																																																																																	
	51	930	1.2 (I)	34.13	340	1304																																																																																																																																																																																																																																																																																																																																																																																	
	45	1052	1.1 (I)	38.61	-	1304																																																																																																																																																																																																																																																																																																																																																																																	
	39	1198	1.0 (I)	43.98	-	1304																																																																																																																																																																																																																																																																																																																																																																																	
	35	1.347	0.9 (I)	49.46	-	1304																																																																																																																																																																																																																																																																																																																																																																																	
	0.75	121	391	4.5 (III)	14.36	850	1124						SK 0282.1 - 80 SP/4	39	D81,83																																																																																																																																																																																																																																																																																																																																																																								
108		439	4.0 (III)	16.12	877	1124																																																																																																																																																																																																																																																																																																																																																																																	
95		497	3.6 (III)	18.24	906	1124																																																																																																																																																																																																																																																																																																																																																																																	
91		517	3.4 (III)	18.96	915	1124																																																																																																																																																																																																																																																																																																																																																																																	
81		587	3.0 (III)	21.53	945	1124																																																																																																																																																																																																																																																																																																																																																																																	
66		717	2.5 (III)	26.32	992	1124																																																																																																																																																																																																																																																																																																																																																																																	
59		805	2.2 (III)	29.56	1010	1124																																																																																																																																																																																																																																																																																																																																																																																	
52		911	1.9 (II)	33.44	1018	1124																																																																																																																																																																																																																																																																																																																																																																																	
45		1039	1.7 (II)	38.14	1021	1124																																																																																																																																																																																																																																																																																																																																																																																	
40		1193	1.5 (II)	43.78	998	1124																																																																																																																																																																																																																																																																																																																																																																																	
33		1445	1.1 (I)	53.03	951	1124																																																																																																																																																																																																																																																																																																																																																																																	
26		1816	1.0 (I)	66.66	860	1124																																																																																																																																																																																																																																																																																																																																																																																	
23		2062	0.9 (I)	75.69	781	1124																																																																																																																																																																																																																																																																																																																																																																																	

Parallel shaft gear units

0.75 hp



P_1 [hp]	n_2 [rpm]	M_2 [lb-in]	f_B (AGMA Class)	i_{ges}	F_R [lb]	F_A	$F_{R VL}$ [lb]	$F_{A VL}$	Unit Type		
0.75	123	384	4.8 (III)	14.11	741	1582	2198	1619	SK 1282 - 80 SP/4	52	D91
	101	469	4.2 (III)	17.21	782	1607	2197	1619			
	84	561	3.5 (III)	20.57	821	1607	2195	1619			
	69	688	2.9 (III)	25.22	866	1607	2192	1619			
	61	772	2.6 (III)	28.33	891	1607	2190	1619			
	54	874	2.3 (III)	32.08	917	1607	2187	1619			
	42	1118	1.7 (II)	41.07	957	1607	2178	1619			
	38	1258	1.4 (II)	46.19	979	1607	2172	1619			
	35	1341	1.7 (II)	49.25	997	1607	2168	1619			
	31	1508	1.4 (II)	55.39	1018	1607	2159	1619			
	29	1605	1.6 (II)	58.89	1031	1607	2154	1619			
	26	1805	1.3 (I)	66.23	1050	1607	2141	1619			
	24	1966	1.3 (I)	72.17	1068	1607	2130	1619			
	21	2211	1.2 (I)	81.17	1083	1607	2110	1619			
	19	2518	0.8 (I)	92.48	1097	1607	2083	1619			
	61	778	4.6 (III)	28.54	1162	1619	2123	1619	SK 1382.1 - 80 SP/4	53	D88 - 90
	53	899	3.9 (III)	32.99	1201	1619	2120	1619			
	45	1053	3.4 (III)	38.67	1252	1619	2114	1619			
	39	1204	2.9 (III)	44.19	1291	1619	2108	1619			
	34	1401	2.5 (III)	51.41	1328	1619	2098	1619			
	32	1480	2.4 (III)	54.32	1349	1619	2094	1619			
	29	1642	2.2 (III)	60.26	1377	1619	2084	1619			
	25	1866	1.9 (II)	68.50	1410	1619	2069	1619			
	21	2260	1.6 (II)	82.94	1416	1619	2038	1619			
	18	2649	1.3 (I)	97.22	1362	1619	2000	1619			
	17	2825	1.3 (I)	103.68	1334	1619	1981	1619			
	14	3311	1.1 (I)	121.52	1242	1619	1921	1619			
	13	3698	1.0 (I)	135.72	1153	1619	1864	1619			
	11	4334	0.8 (I)	159.09	902	1619	1752	1619			
	61	778	4.6 (III)	28.54	1162	1619	2123	1619			
	53	899	3.9 (III)	32.99	1201	1619	2120	1619			
	45	1053	3.4 (III)	38.67	1252	1619	2114	1619			
	39	1204	2.9 (III)	44.19	1291	1619	2108	1619			
	34	1401	2.5 (III)	51.41	1328	1619	2098	1619			
	32	1480	2.4 (III)	54.32	1349	1619	2094	1619			
	29	1642	2.2 (III)	60.26	1377	1619	2084	1619			
	25	1866	1.9 (II)	68.50	1410	1619	2069	1619			
	21	2260	1.6 (II)	82.94	1416	1619	2038	1619			
	18	2649	1.3 (I)	97.22	1362	1619	2000	1619			
	17	2825	1.3 (I)	103.68	1334	1619	1981	1619			
	14	3311	1.1 (I)	121.52	1242	1619	1921	1619			
	13	3698	1.0 (I)	135.72	1153	1619	1864	1619			
	11	4334	0.8 (I)	159.09	902	1619	1752	1619			
	47	1013	4.0 (III)	37.18	1996	2698	2994	3372	SK 2282 - 80 SP/4	77	D92
	38	1230	3.2 (III)	45.11	2103	2698	2988	3372			
	32	1471	3.0 (III)	53.96	2211	2698	2982	3372			
	27	1740	2.7 (III)	63.83	2207	2698	2975	3372			
	25	1899	2.1 (III)	69.67	2196	2698	2970	3372			
	21	2246	1.9 (II)	82.42	2168	2698	2960	3372			
	17	2751	1.4 (II)	100.98	2117	2698	2943	3372			
	17	2835	1.2 (I)	104.07	2108	2698	2940	3372			
	14	3473	1.0 (I)	127.51	2025	2698	2916	3372			

Parallel shaft gear units





0.75 hp

P_1 [hp]	n_2 [rpm]	M_2 [lb-in]	f_B (AGMA Class)	i_{ges}	F_R [lb]	F_A	$F_{R VL}$ [lb]	$F_{A VL}$	Unit Type		
0.75	21	2242	2.2 (III)	82.22	2168	2698	2959	3372	SK 2382 - 80 SP/4	92	D93
	18	2681	1.9 (II)	98.35	2125	2698	2945	3372			
	15	3171	1.5 (II)	116.35	2067	2698	2927	3372			
	13	3588	1.3 (I)	131.86	2007	2698	2911	3372			
	12	4087	1.1 (I)	149.96	1924	2698	2889	3372			
	9	5045	0.9 (0)	185.11	1718	2698	2774	3372			
	36	1308	3.7 (III)	48.04	2397	3260	3277	4496	SK 3282 - 80 SP/4	110	D94
	31	1519	3.7 (III)	55.79	2505	3260	3274	4496			
	26	1796	3.7 (III)	65.89	2628	3260	3270	4496			
	25	1921	2.6 (III)	70.56	2672	3260	3268	4496			
	22	2173	3.5 (III)	79.76	2735	3260	3264	4496			
	20	2418	3.5 (III)	88.74	2722	3260	3260	4496			
	17	2748	2.6 (III)	100.88	2702	3260	3253	4496			
	15	3058	2.2 (III)	112.23	2684	3260	3247	4496			
	20	2219	3.6 (III)	87.73	2732	3260	3263	4496	SK 3282/12 - 80 SP/4	132	D110
	15	2884	2.8 (III)	114.23	2693	3260	3251	4496			
	12	3577	2.2 (III)	141.49	2649	3260	3235	4496			
	10	4546	1.8 (II)	179.57	2576	3260	3208	4496			
	8	5500	1.4 (II)	217.37	2503	3260	3179	4496			
	6	6842	1.2 (I)	270.39	2381	3260	3130	4496			
	5	9061	0.9 (0)	358.12	2140	3260	3028	4496			
	19	2437	2.3 (III)	89.60	2714	3260	3258	4496	SK 3382 - 80 SP/4	127	D95
	17	2831	2.3 (III)	104.05	2692	3260	3251	4496			
	14	3460	2.0 (III)	126.93	2651	3260	3236	4496			
	11	4397	1.6 (II)	161.46	2584	3260	3212	4496			
	9	5197	1.5 (II)	190.69	2524	3260	3188	4496			
	8	6288	1.4 (II)	230.83	2434	3260	3151	4496			
	6	7821	1.1 (I)	287.14	2281	3260	3088	4496			
	14	3223	4.9 (III)	127.52	4780	4946	5601	6744	SK 4282/12 - 80 SP/4	165	D110
	11	3858	4.1 (III)	152.47	4755	4946	5595	6744			
	10	4481	3.6 (III)	176.96	4728	4946	5587	6744			
	7	5935	2.7 (III)	234.38	4660	4946	5568	6744			
	6	7643	2.1 (III)	302.24	4571	4946	5540	6744			
	5	8632	1.8 (II)	340.87	4515	4946	5521	6744			
	4	10362	1.5 (II)	409.92	4410	4946	5484	6744			
	3	14113	1.1 (I)	558.54	4146	4946	5386	6744			
	2	17697	0.9 (0)	698.96	3844	4946	5268	6744			
	12	3831	4.6 (III)	140.60	4756	4946	5595	6744			
	11	4360	3.4 (III)	160.20	4732	4946	5589	6744			
	9	5218	3.4 (III)	191.57	4694	4946	5578	6744			
	8	5750	2.5 (III)	211.09	4661	4946	5569	6744			
	7	6896	2.5 (III)	253.12	4608	4946	5552	6744			
	6	7424	1.9 (II)	272.54	4573	4946	5542	6744			
	6	8253	2.2 (II)	302.65	4537	4946	5529	6744			
	5	8904	1.9 (II)	326.81	4496	4946	5515	6744			
	5	9393	1.6 (II)	344.84	4467	4946	5505	6744			
	4	10656	1.7 (II)	390.76	4391	4946	5478	6744			
	4	11242	1.6 (II)	412.38	4352	4946	5464	6744			
	4	12128	1.2 (I)	445.23	4288	4946	5441	6744			
	3	14515	1.2 (I)	532.44	4115	4946	5374	6744			


Parallel shaft
gear units

0.75 hp
1.00 hp



P_1 [hp]	n_2 [rpm]	M_2 [lb-in]	f_B (AGMA Class)	i_{ges}	F_R [lb]	F_A	$F_{R VL}$ [lb]	$F_{A VL}$	Unit Type		 inch
0.75	7	5885	4.5 (III)	232.66	6749	7194	8498	8992	SK 5282/12 - 80 SP/4	244	D110
	6	6901	3.8 (III)	273.15	6724	7194	8488	8992			
	5	8560	3.1 (III)	338.35	6676	7194	8469	8992			
	4	11336	2.3 (III)	448.15	6570	7194	8431	8992			
	3	13901	1.9 (II)	550.94	6444	7194	8389	8992			
	3	17431	1.5 (II)	689.45	6222	7194	8320	8992			
	2	21788	1.2 (I)	862.46	5864	7194	8216	8992			
	2	27684	1.0 (I)	1095.71	5195	7194	8043	8992			
	7	6775	4.2 (III)	248.70	6728	7194	8489	8992	SK 5382 - 80 SP/4	264	D99
	6	7367	3.2 (III)	269.99	6712	7194	8482	8992			
	5	9033	3.1 (III)	331.48	6660	7194	8463	8992			
	5	9853	2.5 (III)	361.69	6630	7194	8450	8992			
	4	11660	2.4 (III)	427.79	6556	7194	8425	8992			
	3	14297	2.0 (III)	525.20	6422	7194	8382	8992			
	3	15546	1.6 (II)	570.18	6348	7194	8357	8992			
	2	19062	1.5 (II)	700.03	6100	7194	8284	8992			
2	25516	0.9 (I)	936.45	5469	7194	8105	8992				
	4	10990	4.3 (III)	435.29	9932	10454	12401	13489	SK 6382/22 - 80 SP/4	443	D110
	3	14424	3.3 (III)	569.11	9843	10454	12363	13489			
	3	16122	3.0 (III)	637.53	9789	10454	12342	13489			
	2	20770	2.3 (III)	818.71	9610	10454	12277	13489			
	2	27945	1.7 (II)	1104.39	9234	10454	12152	13489			
	1	31892	1.5 (II)	1259.27	8971	10454	12072	13489			
	1	47026	1.0 (I)	1859.20	7501	10454	11683	13489			
	1	55894	0.9 (I)	2203.53	6145	10454	11392	13489			
	3	14436	4.3 (III)	569.97	11981	13039	14243	17985	SK 7382/22 - 80 SP/4	603	D110
	2	17967	3.5 (III)	714.31	11871	13039	14210	17985			
	2	23582	2.7 (III)	933.91	11681	13039	14148	17985			
	2	26358	2.4 (III)	1046.18	11579	13039	14113	17985			
	1	33958	1.8 (II)	1343.50	11275	13039	14003	17985			
	1	45688	1.4 (II)	1812.31	10733	13039	13794	17985			
	1	52141	1.2 (I)	2066.45	10393	13039	13658	17985			
	1	66527	0.9 (I)	2635.97	9520	13039	13297	17985			
	2	22489	4.8 (III)	891.21	16278	16411	19281	22481	SK 8382/32 - 80 SP/4	903	D110
	2	26860	4.0 (III)	1064.91	16164	16411	19251	22481			
	1	34477	3.1 (III)	1366.83	15950	16411	19189	22481			
	1	42817	2.5 (III)	1697.85	15692	16411	19108	22481			
	1	75789	1.4 (II)	3005.57	14421	16411	18653	22481			
	0	89018	1.2 (I)	3524.83	13788	16411	18407	22481			
	0	106317	1.0 (I)	4211.43	12843	16411	18029	22481			
	1.00	243	260	4.4 (III)	7.12	572	1030				
211		298	3.9 (III)	8.18	593	1069					
195		323	3.6 (III)	8.87	607	1095					
171		369	3.1 (III)	10.13	625	1129					
151		417	2.8 (III)	11.45	643	1165					
133		475	2.4 (III)	13.05	662	1202					
121		519	2.2 (III)	14.25	653	1233					
107		592	1.9 (II)	16.24	635	1270					
87		722	1.5 (II)	19.83	594	1304					
77		817	1.3 (I)	22.43	516	1304					
70		899	1.3 (I)	24.68	399	1304					
62		1017	1.1 (I)	27.92	-	1304					
54		1159	1.0 (I)	31.80	-	1304					
51		1243	0.9 (I)	34.13	-	1304					
45		1406	0.8 (I)	38.61	-	1304					

Parallel shaft
gear units



1.00 hp

P_1 [hp]	n_2 [rpm]	M_2 [lb-in]	f_B (AGMA Class)	i_{ges}	F_R [lb]	F_A	$F_{R VL}$ [lb]	$F_{A VL}$	Unit Type		 inch
1.00	172	366	4.8 (III)	10.06	747	1124			SK 0282.1 - 80 LP/4	40	D81, 83
	153	412	4.3 (III)	11.30	770	1124					
	135	466	3.8 (III)	12.78	795	1124					
	121	523	3.4 (III)	14.36	824	1124					
	107	587	3.0 (III)	16.12	848	1124					
	95	664	2.7 (III)	18.24	872	1124					
	91	691	2.6 (III)	18.96	880	1124					
	80	784	2.3 (III)	21.53	905	1124					
	66	959	1.8 (II)	26.32	943	1124					
	59	1077	1.6 (II)	29.56	964	1124					
	52	1218	1.5 (II)	33.44	966	1124					
	45	1389	1.3 (I)	38.14	960	1124					
	40	1595	1.1 (I)	43.78	918	1124					
	33	1932	0.8 (I)	53.03	825	1124					
	211	298	4.8 (III)	8.21	623	1328	1957	1619	SK 1282 - 80 LP/4	53	D91
	167	377	4.6 (III)	10.34	662	1416	2089	1619			
	147	428	4.2 (III)	11.76	685	1466	2164	1619			
	123	513	3.6 (III)	14.11	720	1544	2196	1619			
	100	627	3.2 (III)	17.21	757	1607	2194	1619			
	84	751	2.7 (III)	20.57	791	1607	2190	1619			
	69	920	2.2 (III)	25.22	829	1607	2185	1619			
	61	1033	1.9 (II)	28.33	849	1607	2181	1619			
	54	1168	1.7 (II)	32.08	870	1607	2176	1619			
	42	1495	1.3 (I)	41.07	893	1607	2160	1619			
	37	1682	1.0 (I)	46.19	907	1607	2149	1619			
	35	1793	1.3 (I)	49.25	923	1607	2142	1619			
	31	2017	1.0 (I)	55.39	935	1607	2126	1619			
	29	2146	1.2 (I)	58.89	943	1607	2116	1619			
	26	2414	1.0 (I)	66.23	951	1607	2092	1619			
	24	2629	1.0 (I)	72.17	961	1607	2072	1619			
	21	2957	0.9 (I)	81.17	963	1607	2036	1619			
	89	711	5.0 (III)	19.52	1020	1619	2125	1619	SK 1282.1 - 80 LP/4	53	D84 - 86
	83	764	4.6 (III)	20.96	1036	1619	2124	1619			
	70	895	4.0 (III)	24.57	1079	1619	2120	1619			
	89	711	5.0 (III)	19.52	1020	1619	2125	1619	SK 1282.1 - 80 LP/4	67	D84 - 86
	83	764	4.6 (III)	20.96	1036	1619	2124	1619			
	70	895	4.0 (III)	24.57	1079	1619	2120	1619			
	61	1040	3.4 (III)	28.54	1117	1619	2114	1619	SK 1382.1 - 80 LP/4	55	D88 - 90
	52	1202	2.9 (III)	32.99	1148	1619	2108	1619			
	45	1409	2.5 (III)	38.67	1191	1619	2098	1619			
	39	1610	2.2 (III)	44.19	1221	1619	2086	1619			
	34	1873	1.9 (II)	51.41	1245	1619	2069	1619			
	32	1979	1.8 (II)	54.32	1263	1619	2061	1619			
	29	2195	1.6 (II)	60.26	1282	1619	2043	1619			
	25	2495	1.4 (II)	68.50	1302	1619	2016	1619			
	21	3022	1.2 (I)	82.94	1299	1619	1958	1619			
	18	3542	1.0 (I)	97.22	1191	1619	1888	1619			
	17	3777	0.9 (I)	103.68	1132	1619	1852	1619			

Parallel shaft
gear units

1.00 hp



P_1 [hp]	n_2 [rpm]	M_2 [lb-in]	f_B (AGMA Class)	i_{ges}	F_R [lb]	F_A	$F_{R VL}$ [lb]	$F_{A VL}$	Unit Type		 inch				
1.00	61	1040	3.4 (III)	28.54	1117	1619	2114	1619	SK 1382.1 - 80 LP/4	68	D88 - 90				
	52	1202	2.9 (III)	32.99	1148	1619	2108	1619							
	45	1409	2.5 (III)	38.67	1191	1619	2098	1619							
	39	1610	2.2 (III)	44.19	1221	1619	2086	1619							
	34	1873	1.9 (II)	51.41	1245	1619	2069	1619							
	32	1979	1.8 (II)	54.32	1263	1619	2061	1619							
	29	2195	1.6 (II)	60.26	1282	1619	2043	1619							
	25	2495	1.4 (II)	68.50	1302	1619	2016	1619							
	21	3022	1.2 (I)	82.94	1299	1619	1958	1619							
	18	3542	1.0 (I)	97.22	1191	1619	1888	1619							
	17	3777	0.9 (I)	103.68	1132	1619	1852	1619							
		72	874	4.4 (III)	23.96	1729	2698	2997				3372	SK 2282 - 80 LP/4	78	D92
		69	910	4.8 (III)	24.97	1747	2698	2996				3372			
		65	977	4.0 (III)	26.83	1784	2698	2995				3372			
		58	1080	4.1 (III)	29.65	1833	2698	2992				3372			
		47	1355	3.0 (III)	37.18	1949	2698	2985				3372			
		38	1645	2.4 (III)	45.11	2043	2698	2977				3372			
	32	1967	2.3 (III)	53.96	2142	2698	2968	3372							
	27	2326	2.0 (III)	63.83	2161	2698	2957	3372							
	25	2539	1.5 (II)	69.67	2140	2698	2950	3372							
	21	3004	1.4 (II)	82.42	2088	2698	2934	3372							
	17	3679	1.1 (I)	100.98	1993	2698	2908	3372							
	21	2998	1.7 (II)	82.22	2089	2698	2932	3372	SK 2382 - 80 LP/4	93	D93				
	18	3585	1.4 (II)	98.35	2008	2698	2910	3372							
	15	4241	1.1 (I)	116.35	1895	2698	2882	3372							
	13	4797	1.0 (I)	131.86	1778	2698	2812	3372							
	12	5466	0.8 (I)	149.96	1604	2698	2705	3372							
	36	1749	2.8 (III)	48.04	2341	3260	3271	4496	SK 3282 - 80 LP/4	111	D94				
	31	2031	2.8 (III)	55.79	2440	3260	3266	4496							
	26	2401	2.8 (III)	65.89	2553	3260	3260	4496							
	25	2569	1.9 (II)	70.56	2590	3260	3256	4496							
	22	2905	2.6 (III)	79.76	2683	3260	3250	4496							
	19	3233	2.6 (III)	88.74	2672	3260	3243	4496							
	17	3674	1.9 (II)	100.88	2642	3260	3232	4496							
	15	4089	1.7 (II)	112.23	2615	3260	3222	4496							
	20	3024	2.6 (III)	87.73	2685	3260	3248	4496	SK 3282/12 - 80 LP/4	133	D110				
	15	3931	2.0 (III)	114.23	2624	3260	3226	4496							
	12	4876	1.6 (II)	141.49	2554	3260	3199	4496							
	10	6196	1.3 (I)	179.57	2438	3260	3154	4496							
	8	7496	1.1 (I)	217.37	2316	3260	3102	4496							
	6	9325	0.9 (I)	270.39	2107	3260	3014	4496							
	19	3259	1.7 (II)	89.60	2662	3260	3241	4496	SK 3382 - 80 LP/4	128	D95				
	17	3786	1.7 (II)	104.05	2629	3260	3228	4496							
	14	4627	1.5 (II)	126.93	2566	3260	3205	4496							
	11	5879	1.2 (I)	161.46	2462	3260	3164	4496							
	9	6949	1.1 (I)	190.69	2366	3260	3125	4496							
	7	8408	1.1 (I)	230.83	2216	3260	3061	4496							
	14	4393	3.6 (III)	127.52	4696	4946	5588	6744	SK 4282/12 - 80 LP/4	166	D110				
	11	5258	3.0 (III)	152.47	4692	4946	5577	6744							
	10	6108	2.6 (III)	176.96	4651	4946	5565	6744							
	7	8088	2.0 (III)	234.38	4546	4946	5532	6744							

Parallel shaft
gear units



1.00 hp



P_1 [hp]	n_2 [rpm]	M_2 [lb-in]	f_B (AGMA Class)	i_{ges}	F_R [lb]	F_A	$F_{R VL}$ [lb]	$F_{A VL}$	Unit Type		
1.00	6	10417	1.5 (II)	302.24	4406	4946	5483	6744	SK 4282/12 - 80 LP/4	166	D110
	5	11765	1.4 (II)	340.87	4317	4946	5451	6744			
	4	14122	1.1 (I)	409.92	4145	4946	5386	6744			
	3	19235	0.8 (I)	558.54	3699	4946	5209	6744			
	26	2432	4.4 (III)	66.65	3907	4946	5609	6744	SK 4382 - 80 LP/4	177	D97
	17	3784	4.7 (III)	103.82	4426	4946	5595	6744			
	15	4318	4.1 (III)	118.38	4585	4946	5589	6744			
	12	5122	3.5 (III)	140.60	4699	4946	5579	6744			
	11	5830	2.5 (III)	160.20	4663	4946	5569	6744			
	9	6977	2.5 (III)	191.57	4606	4946	5551	6744			
	8	7689	1.9 (II)	211.09	4558	4946	5537	6744			
	7	9222	1.9 (II)	253.12	4477	4946	5509	6744			
	6	9927	1.4 (II)	272.54	4424	4946	5492	6744			
	6	11036	1.7 (II)	302.65	4366	4946	5469	6744			
	5	11907	1.4 (II)	326.81	4303	4946	5447	6744			
	5	12561	1.2 (I)	344.84	4257	4946	5429	6744			
	4	14250	1.2 (I)	390.76	4136	4946	5382	6744			
	4	15032	1.2 (I)	412.38	4073	4946	5358	6744			
	4	16218	0.9 (I)	445.23	3970	4946	5319	6744			
3	19409	0.9 (I)	532.44	3681	4946	5202	6744				
	10	6016	4.4 (III)	174.55	6746	7194	8497	8992	SK 5282/12 - 80 LP/4	245	D110
	7	8021	3.3 (III)	232.66	6693	7194	8476	8992			
	6	9405	2.8 (III)	273.15	6647	7194	8458	8992			
	5	11667	2.3 (III)	338.35	6555	7194	8426	8992			
	4	15451	1.7 (II)	448.15	6354	7194	8360	8992			
	3	18946	1.4 (II)	550.94	6109	7194	8286	8992			
	3	23757	1.1 (I)	689.45	5667	7194	8162	8992			
	2	29696	0.9 (I)	862.46	4905	7194	7974	8992			
	10	6243	4.0 (III)	171.27	6741	7194	8494	8992	SK 5382 - 80 LP/4	265	D99
	9	7388	3.8 (III)	202.57	6711	7194	8482	8992			
	7	9059	3.1 (III)	248.70	6659	7194	8463	8992			
	6	9851	2.4 (III)	269.99	6630	7194	8451	8992			
	5	12078	2.3 (III)	331.48	6536	7194	8420	8992			
	5	13175	1.9 (II)	361.69	6482	7194	8399	8992			
	4	15591	1.8 (II)	427.79	6345	7194	8356	8992			
	3	19117	1.5 (II)	525.20	6096	7194	8282	8992			
	3	20789	1.2 (I)	570.18	5955	7194	8239	8992			
	2	25490	1.1 (I)	700.03	5472	7194	8112	8992			
	6	10347	4.6 (III)	298.46	9946	10454	12408	13489	SK 6382/22 - 80 LP/4	444	D110
	5	12035	4.0 (III)	347.33	9908	10454	12390	13489			
	4	14978	3.2 (III)	435.29	9826	10454	12357	13489			
	3	19659	2.4 (III)	569.11	9657	10454	12293	13489			
	3	21973	2.2 (III)	637.53	9556	10454	12258	13489			
	2	28309	1.7 (II)	818.71	9212	10454	12145	13489			
	2	38087	1.3 (I)	1104.39	8467	10454	11928	13489			
	1	43467	1.1 (I)	1259.27	7924	10454	11786	13489			
	5	12971	4.8 (III)	376.26	12024	13039	14256	17985	SK 7382/22 - 80 LP/4	605	D110
	4	14991	4.2 (III)	435.50	11964	13039	14238	17985			
	3	19676	3.2 (III)	569.97	11815	13039	14192	17985			
	2	24488	2.6 (III)	714.31	11647	13039	14137	17985			
	2	32141	1.9 (II)	933.91	11351	13039	14031	17985			
	2	35925	1.7 (II)	1046.18	11191	13039	13971	17985			
	1	46283	1.4 (II)	1343.50	10703	13039	13782	17985			
	1	62269	1.0 (I)	1812.31	9796	13039	13412	17985			
	1	71065	0.9 (I)	2066.45	9209	13039	13166	17985			

Parallel shaft
gear units

1.00 hp

1.50 hp



P_1 [hp]	n_2 [rpm]	M_2 [lb-in]	f_B (AGMA Class)	i_{ges}	F_R [lb]	F_A [lb]	$F_{R VL}$ [lb]	$F_{A VL}$ [lb]	Unit Type		 inch			
1.00	2	30652	3.5 (III)	891.21	16060	16411	19221	22481	SK 8382/32 - 80 LP/4	904	D110			
	2	36608	2.9 (III)	1064.91	15887	16411	19170	22481						
	1	46990	2.3 (III)	1366.83	15554	16411	19063	22481						
	1	58357	1.8 (II)	1697.85	15144	16411	18922	22481						
	1	103296	1.0 (I)	3005.57	13018	16411	18100	22481						
	0	121326	0.9 (I)	3524.83	11901	16411	17645	22481						
1.50	359	263	4.0 (III)	4.85	491	835			SK 0182.1 - 90 SP/4	46	D80, 82			
	314	301	3.5 (III)	5.54	507	882								
	279	339	3.4 (III)	6.23	525	933								
	244	387	3.0 (III)	7.12	541	981								
	213	445	2.6 (III)	8.18	557	1012								
	196	482	2.4 (III)	8.87	570	1036								
	172	550	2.1 (III)	10.13	581	1060								
	152	622	1.8 (II)	11.45	595	1086								
	133	709	1.6 (II)	13.05	599	1113								
	122	774	1.5 (II)	14.25	564	1139								
	107	882	1.3 (I)	16.24	426	1163								
	88	1077	1.0 (I)	19.83	-	1182						SK 0182.1 - 90 SP/4	47	D80, 82
	78	1219	0.9 (I)	22.43	-	1196								
	71	1341	0.9 (I)	24.68	-	1220								
	1.50	318	297	4.8 (III)	5.47	609	1092						SK 0282.1 - 90 SP/4	51
271		349	4.6 (III)	6.43	635	1124								
255		371	4.8 (III)	6.82	649	1124								
211		447	4.0 (III)	8.24	675	1124								
190		498	3.6 (III)	9.18	698	1124								
173		546	3.2 (III)	10.06	707	1124								
154		614	2.9 (III)	11.30	725	1124								
136		694	2.5 (III)	12.78	743	1124								
121		780	2.3 (III)	14.36	770	1124								
108		876	2.0 (III)	16.12	787	1124								
95		991	1.8 (II)	18.24	804	1124								
92		1030	1.7 (II)	18.96	809	1124								
81		1170	1.5 (II)	21.53	824	1124								
66		1430	1.2 (I)	26.32	845	1124								
59		1606	1.1 (I)	29.56	854	1124								
52	1817	1.0 (I)	33.44	840	1124									
46	2072	0.9 (I)	38.14	777	1124									
1.50	364	260	4.4 (III)	4.79	514	1033	1658	1619	SK 1282 - 90 SP/4	64	D91			
	271	349	4.6 (III)	6.43	555	1176	1800	1619						
	240	394	4.2 (III)	7.24	573	1228	1862	1619						
	213	444	3.2 (III)	8.21	597	1280	1931	1619						
	211	447	3.8 (III)	8.24	591	1269	1928	1619						
	190	498	3.4 (III)	9.18	611	1313	1989	1619						
	168	562	3.1 (III)	10.34	629	1353	2055	1619						
	148	638	2.8 (III)	11.76	647	1395	2127	1619						
	124	765	2.4 (III)	14.11	676	1463	2190	1619						
	101	935	2.1 (III)	17.21	704	1528	2185	1619						
	84	1120	1.8 (II)	20.57	728	1587	2178	1619						
	69	1371	1.5 (II)	25.22	754	1607	2166	1619						
	61	1540	1.3 (I)	28.33	765	1607	2157	1619						
	54	1743	1.2 (I)	32.08	774	1607	2145	1619						
	42	2230	0.9 (I)	41.07	764	1607	2109	1619						
35	2674	0.9 (I)	49.25	773	1607	2067	1619							

Parallel shaft gear units





1.50 hp

P_1 [hp]	n_2 [rpm]	M_2 [lb-in]	f_B (AGMA Class)	i_{ges}	F_R [lb]	F_A	$F_{R VL}$ [lb]	$F_{A VL}$	Unit Type		
1.50	127	746	4.7 (III)	13.74	883	1551	2124	1619	SK 1282.1 - 90 SP/4	64	D84 - 86
	104	905	3.9 (III)	16.66	921	1619	2119	1619			
	89	1061	3.3 (III)	19.52	957	1619	2114	1619			
	83	1139	3.1 (III)	20.96	966	1619	2110	1619			
	71	1335	2.7 (III)	24.57	999	1619	2101	1619			
	127	746	4.7 (III)	13.74	883	1551	2124	1619	SK 1282.1 - 90 SP/4	77	D84 - 86
	104	905	3.9 (III)	16.66	921	1619	2119	1619			
	89	1061	3.3 (III)	19.52	957	1619	2114	1619			
	83	1139	3.1 (III)	20.96	966	1619	2110	1619			
	71	1335	2.7 (III)	24.57	999	1619	2101	1619			
	61	1551	2.3 (III)	28.54	1025	1619	2090	1619	SK 1382.1 - 90 SP/4	65	D88 - 90
	53	1792	2.0 (III)	32.99	1039	1619	2074	1619			
	45	2101	1.7 (II)	38.67	1066	1619	2051	1619			
	39	2401	1.5 (II)	44.19	1079	1619	2025	1619			
	34	2793	1.3 (I)	51.41	1076	1619	1985	1619			
	32	2951	1.2 (I)	54.32	1089	1619	1967	1619			
	29	3274	1.1 (I)	60.26	1089	1619	1926	1619			
	25	3721	1.0 (I)	68.50	1083	1619	1861	1619			
		61	1551	2.3 (III)	28.54	1025	1619	2090			
53		1792	2.0 (III)	32.99	1039	1619	2074	1619			
45		2101	1.7 (II)	38.67	1066	1619	2051	1619			
39		2401	1.5 (II)	44.19	1079	1619	2025	1619			
34		2793	1.3 (I)	51.41	1076	1619	1985	1619			
32		2951	1.2 (I)	54.32	1089	1619	1967	1619			
29		3274	1.1 (I)	60.26	1089	1619	1926	1619			
25		3721	1.0 (I)	68.50	1083	1619	1861	1619			
		208	454	5.0 (III)	8.37	1227	2475	2425	3372	SK 2282 - 90 SP/4	88
	132	717	5.0 (III)	13.23	1407	2698	2761	3372			
	105	900	4.6 (III)	16.53	1503	2698	2942	3372			
	94	1006	4.3 (III)	18.51	1550	2698	2994	3372			
	79	1189	3.6 (III)	21.90	1622	2698	2990	3372			
	73	1303	3.0 (III)	23.96	1664	2698	2987	3372			
	70	1357	3.2 (III)	24.97	1679	2698	2985	3372			
	65	1457	2.7 (III)	26.83	1713	2698	2983	3372			
	59	1610	2.7 (III)	29.65	1752	2698	2978	3372			
	56	1695	2.3 (III)	31.23	1762	2698	2975	3372			
	48	1987	2.2 (III)	36.54	1833	2698	2967	3372			
	47	2020	2.0 (III)	37.18	1849	2698	2967	3372			
	40	2376	2.1 (III)	43.71	1913	2698	2955	3372			
	39	2453	1.6 (II)	45.11	1919	2698	2952	3372			
	34	2811	1.6 (II)	51.71	1985	2698	2941	3372			
	32	2933	1.5 (II)	53.96	1997	2698	2936	3372			
	27	3470	1.3 (I)	63.83	2025	2698	2916	3372			
25	3787	1.0 (I)	69.67	1976	2698	2902	3372				
21	4480	0.9 (I)	82.42	1847	2698	2856	3372				
	21	4471	1.1 (I)	82.22	1849	2698	2857	3372	SK 2382 - 90 SP/4	104	D93
	18	5346	0.9 (I)	98.35	1638	2698	2726	3372			
	61	1558	4.9 (III)	28.70	1968	3260	3274	4496	SK 3282 - 90 SP/4	122	D94
	55	1733	4.5 (III)	31.93	2026	3260	3272	4496			
	46	2053	3.6 (III)	37.77	2114	3260	3266	4496			
	45	2097	2.7 (III)	38.62	2108	3260	3265	4496			
	41	2285	3.6 (III)	42.02	2173	3260	3262	4496			

Parallel shaft
gear units

1.50 hp



P_1 [hp]	n_2 [rpm]	M_2 [lb-in]	f_B (AGMA Class)	i_{ges}	F_R [lb]	F_A	$F_{R VL}$ [lb]	$F_{A VL}$	Unit Type		
1.50	39	2436	2.7 (III)	44.85	2192	3260	3259	4496	SK 3282 - 90 SP/4	122	D94
	36	2608	1.9 (II)	48.04	2220	3260	3255	4496			
	33	2879	2.6 (III)	52.97	2285	3260	3250	4496			
	31	3030	1.9 (II)	55.79	2303	3260	3247	4496			
	27	3483	2.6 (III)	64.12	2390	3260	3237	4496			
	26	3581	1.9 (II)	65.89	2395	3260	3234	4496			
	25	3832	1.3 (I)	70.56	2418	3260	3227	4496			
	22	4333	1.7 (II)	79.76	2496	3260	3215	4496			
	20	4821	1.7 (II)	88.74	2550	3260	3201	4496			
	17	5480	1.3 (I)	100.88	2505	3260	3180	4496			
16	6098	1.1 (I)	112.23	2453	3260	3159	4496				
	20	4595	1.7 (II)	87.73	2561	3260	3207	4496	SK 3282/12 - 90 SP/4	144	D110
	15	5973	1.3 (I)	114.23	2462	3260	3163	4496			
	12	7409	1.1 (I)	141.49	2325	3260	3106	4496			
	10	9415	0.8 (I)	179.57	2089	3260	3008	4496			
	19	4860	1.1 (I)	89.60	2510	3260	3197	4496	SK 3382 - 90 SP/4	139	D95
	17	5646	1.2 (I)	104.05	2482	3260	3173	4496			
	14	6901	1.0 (I)	126.93	2365	3260	3125	4496			
	23	4167	3.4 (III)	76.70	3911	4946	5591	6744	SK 4282 - 90 SP/4	155	D96
	19	4918	2.9 (III)	90.52	4089	4946	5582	6744			
	16	6016	2.4 (III)	110.78	4303	4946	5567	6744			
	11	8443	1.3 (I)	155.40	4536	4946	5526	6744			
	14	6676	2.4 (III)	127.52	4435	4946	5556	6744	SK 4282/12 - 90 SP/4	177	D110
	11	7990	2.0 (III)	152.47	4552	4946	5533	6744			
	10	9281	1.7 (II)	176.96	4477	4946	5508	6744			
	7	12291	1.3 (I)	234.38	4280	4946	5437	6744			
	6	15829	1.0 (I)	302.24	4008	4946	5333	6744			
	5	17878	0.9 (I)	340.87	3828	4946	5261	6744			
	26	3627	2.9 (III)	66.65	3768	4946	5597	6744	SK 4382 - 90 SP/4	188	D97
	20	4715	3.7 (III)	86.83	4029	4946	5584	6744			
	17	5643	3.1 (III)	103.82	4214	4946	5572	6744			
	15	6440	2.7 (III)	118.38	4345	4946	5560	6744			
	12	7639	2.3 (III)	140.60	4510	4946	5540	6744			
	11	8695	1.7 (II)	160.20	4509	4946	5520	6744			
	9	10405	1.7 (II)	191.57	4407	4946	5483	6744			
	8	11467	1.3 (I)	211.09	4322	4946	5456	6744			
	7	13753	1.3 (I)	253.12	4169	4946	5396	6744			
	6	14805	0.9 (I)	272.54	4072	4946	5363	6744			
	6	16460	1.1 (I)	302.65	3954	4946	5312	6744			
	5	17757	0.9 (I)	326.81	3833	4946	5265	6744			
	4	21252	0.8 (I)	390.76	3491	4946	5125	6.44			
	21	4438	3.6 (III)	81.61	5625	7194	8511	8992			
	17	5441	3.6 (III)	100.19	5975	7194	8503	8992			
	13	7283	3.2 (III)	134.03	6452	7194	8482	8992			
	12	7455	3.6 (III)	142.18	6268	7194	8481	8992	SK 5282/12 - 90 SP/4	256	D110
	10	9141	2.9 (III)	174.55	6634	7194	8462	8992			
	7	12188	2.2 (III)	232.66	6531	7194	8418	8992			
	6	14292	1.9 (II)	273.15	6422	7194	8382	8992			
	5	17729	1.5 (II)	338.35	6201	7194	8314	8992			
	4	23478	1.1 (I)	448.15	5696	7194	8170	8992			
	3	28790	0.9 (I)	550.94	5040	7194	8006	8992			

Parallel shaft gear units





1.50 hp

P_1 [hp]	n_2 [rpm]	M_2 [lb-in]	f_B (AGMA Class)	i_{ges}	F_R [lb]	F_A	$F_{R VL}$ [lb]	$F_{A VL}$	Unit Type		
1.50	15	6372	3.8 (III)	117.37	6214	7194	8492	8992	SK 5382 - 90 SP/4	276	D99
	13	7540	3.8 (III)	138.82	6516	7194	8480	8992			
	11	8359	3.4 (III)	153.92	6682	7194	8471	8992			
	10	9311	2.7 (III)	171.27	6650	7194	8458	8992			
	9	11018	2.6 (III)	202.57	6584	7194	8435	8992			
	7	13510	2.1 (III)	248.70	6465	7194	8396	8992			
	6	14691	1.6 (II)	269.99	6399	7194	8373	8992			
	5	18013	1.6 (II)	331.48	6180	7194	8307	8992			
	5	19649	1.3 (I)	361.69	6053	7194	8265	8992			
	4	23253	1.2 (I)	427.79	5719	7194	8174	8992			
3	28511	1.0 (I)	525.20	5080	7194	8015	8992				
8	12270	2.9 (III)	225.79	9902	10454	12388	13489	SK 6382 - 90 SP/4	413	D101	
7	13672	2.9 (III)	251.76	9865	10454	12371	13489				
5	17258	2.9 (III)	317.28	9750	10454	12327	13489				
4	21376	2.4 (III)	393.19	9583	10454	12267	13489				
4	24221	1.5 (II)	445.09	9445	10454	12220	13489				
3	30000	1.5 (II)	551.58	9103	10454	12111	13489				
6	15723	3.0 (III)	298.46	9803	10454	12347	13489	SK 6382/22 - 90 SP/4	454	D110	
5	18287	2.6 (III)	347.33	9712	10454	12313	13489				
4	22760	2.1 (III)	435.29	9518	10454	12245	13489				
3	29873	1.6 (II)	569.11	9111	10454	12114	13489				
3	33390	1.4 (II)	637.53	8860	10454	12039	13489				
2	43017	1.1 (I)	818.71	7974	10454	11799	13489				
2	57875	0.8 (I)	1104.39	5761	10454	11320	13489				
9	10013	4.2 (III)	191.51	9953	10454	12410	13489	SK 6382/32 - 90 SP/4	479	D110	
8	11709	3.6 (III)	223.73	9916	10454	12393	13489				
5	19711	3.2 (III)	376.26	11814	13039	14192	17985	SK 7382/22 - 90 SP/4	615	D110	
4	22780	2.8 (III)	435.50	11709	13039	14157	17985				
3	29898	2.1 (III)	569.97	11442	13039	14065	17985				
2	37211	1.7 (II)	714.31	11134	13039	13950	17985				
2	48840	1.3 (I)	933.91	10571	13039	13729	17985				
2	54590	1.1 (I)	1046.18	10256	13039	13602	17985				
1	70329	0.9 (I)	1343.50	9261	13039	13188	17985				
6	15458	4.0 (III)	295.54	11942	13039	14232	17985	SK 7382/32 - 90 SP/4	640	D110	
3	31961	3.4 (III)	612.94	16023	16411	19211	22481	SK 8382/32 - 90 SP/4	915	D110	
2	37540	2.9 (III)	718.43	15859	16411	19161	22481				
2	46577	2.3 (III)	891.21	15567	16411	19068	22481				
2	55628	1.9 (II)	1064.91	15247	16411	18958	22481				
1	71404	1.5 (II)	1366.83	14614	16411	18728	22481				
1	88677	1.2 (I)	1697.85	13805	16411	18414	22481				
1	126187	0.8 (I)	2416.28	11569	16411	17510	22481				
4	24561	4.4 (III)	468.52	16225	16411	19267	22481				SK 8382/42 - 90 SP/4
3	28829	3.7 (III)	551.02	16111	16411	19236	22481				
2	46400	4.6 (III)	886.49	24167	22931	26977	29225	SK 9382/42 - 90 SP/4	1614	D111	
1	61681	3.4 (III)	1178.81	24556	22931	26977	29225				
1	74271	2.9 (III)	1419.20	24295	22931	26977	29225				
1	91411	2.3 (III)	1747.42	23903	22931	26977	29225				
1	115406	1.8 (II)	2203.92	23279	22931	26977	29225				
1	127499	1.7 (II)	2435.06	22934	22931	26977	29225				

Parallel shaft gear units

2.00 hp



P_1 [hp]	n_2 [rpm]	M_2 [lb-in]	f_B (AGMA Class)	i_{ges}	F_R [lb]	F_A	$F_{R VL}$ [lb]	$F_{A VL}$	Unit Type		
2.00	357	353	3.0 (III)	4.85	470	795			SK 0182.1 - 90 LP/4	50	D80, 82
	312	404	2.6 (III)	5.54	483	834					
	278	454	2.5 (III)	6.23	499	879					
	243	519	2.2 (III)	7.12	512	923					
	211	596	1.9 (II)	8.18	523	959					
	195	646	1.8 (II)	8.87	534	980					
	171	738	1.6 (II)	10.13	539	993					
	151	835	1.4 (II)	11.45	494	1010					
	133	951	1.2 (I)	13.05	292	1026					
	121	1039	1.1 (I)	14.25	-	1047					
107	1183	1.0 (I)	16.24	-	1058						
	362	348	4.1 (III)	4.79	570	996			SK 0282.1 - 90 LP/4	54	D81, 83
	316	399	3.6 (III)	5.47	589	1050					
	270	468	3.4 (III)	6.43	610	1119					
	254	497	3.6 (III)	6.82	625	1124					
	210	600	3.0 (III)	8.24	643	1124					
	189	667	2.7 (III)	9.18	665	1124					
	172	733	2.4 (III)	10.06	668	1124					
	153	823	2.2 (III)	11.30	681	1124					
	135	931	1.9 (II)	12.78	694	1124					
	121	1046	1.7 (II)	14.36	717	1124					
	107	1175	1.5 (II)	16.12	728	1124					
	95	1329	1.3 (I)	18.24	737	1124					
	91	1382	1.3 (I)	18.96	739	1124					
	80	1569	1.1 (I)	21.53	745	1124					
	66	1918	0.9 (I)	26.32	747	1124					
	59	2153	0.8 (I)	29.56	728	1124					
	362	348	3.3 (III)	4.79	498	999	1646	1619	SK 1282 - 90 LP/4	68	D91
	316	399	3.8 (III)	5.47	515	1055	1708	1619			
	270	468	3.4 (III)	6.43	535	1125	1783	1619			
	239	528	3.1 (III)	7.24	549	1183	1842	1619			
	211	596	2.4 (III)	8.21	573	1236	1910	1619			
	210	600	2.8 (III)	8.24	564	1220	1905	1619			
	189	667	2.5 (III)	9.18	583	1262	1965	1619			
	167	754	2.3 (III)	10.34	597	1295	2028	1619			
	147	856	2.1 (III)	11.76	611	1329	2095	1619			
	123	1026	1.8 (II)	14.11	634	1386	2182	1619			
	100	1255	1.6 (II)	17.21	652	1433	2172	1619			
	84	1501	1.3 (I)	20.57	666	1474	2159	1619			
	69	1839	1.1 (I)	25.22	679	1516	2139	1619			
	61	2065	1.0 (I)	28.33	681	1530	2122	1619			
	54	2337	0.9 (I)	32.08	680	1539	2099	1619			
	210	601	4.7 (III)	8.25	751	1319	2128	1619			
	179	705	4.5 (III)	9.67	782	1376	2125	1619			
	159	792	4.5 (III)	10.88	800	1410	2123	1619			
	142	888	4.0 (III)	12.19	819	1447	2120	1619			
	126	1001	3.5 (III)	13.74	839	1486	2116	1619			
	104	1214	2.9 (III)	16.66	868	1545	2107	1619			
	89	1423	2.5 (III)	19.52	895	1599	2097	1619			
	83	1527	2.3 (III)	20.96	898	1609	2091	1619			
	70	1790	2.0 (III)	24.57	922	1619	2074	1619			

Parallel shaft gear units



2.00 hp

P_1 [hp]	n_2 [rpm]	M_2 [lb-in]	f_B (AGMA Class)	i_{ges}	F_R [lb]	F_A	$F_{R VL}$ [lb]	$F_{A VL}$	Unit Type		 inch
2.00	210	601	4.7 (III)	8.25	751	1319	2128	1619	SK 1282.1 - 90 LP/4	81	D84 – 86
	179	705	4.5 (III)	9.67	782	1376	2125	1619			
	159	792	4.5 (III)	10.88	800	1410	2123	1619			
	142	888	4.0 (III)	12.19	819	1447	2120	1619			
	126	1001	3.5 (III)	13.74	839	1486	2116	1619			
	104	1214	2.9 (III)	16.66	868	1545	2107	1619			
	89	1423	2.5 (III)	19.52	895	1599	2097	1619			
	83	1527	2.3 (III)	20.96	898	1609	2091	1619			
70	1790	2.0 (III)	24.57	922	1619	2074	1619				
61	2079	1.7 (II)	28.54	28.54	934	1619	2053	1619	SK 1382.1 - 90 LP/4	69	D88 – 90
	52	2404	1.5 (II)	32.99	932	1619	2025	1619			
	45	2817	1.3 (I)	38.67	943	1619	1982	1619			
	39	3220	1.1 (I)	44.19	938	1619	1933	1619			
	34	3746	0.9 (I)	51.41	908	1619	1857	1619			
	32	3958	0.9 (I)	54.32	915	1619	1822	1619			
	29	4391	0.8 (I)	60.26	840	1619	1741	1619			
	61	2079	1.7 (II)	28.54	28.54	934	1619	2053			
52	2404	1.5 (II)	32.99	932	1619	2025	1619				
45	2817	1.3 (I)	38.67	943	1619	1982	1619				
39	3220	1.1 (I)	44.19	938	1619	1933	1619				
34	3746	0.9 (I)	51.41	908	1619	1857	1619				
32	3958	0.9 (I)	54.32	915	1619	1822	1619				
29	4391	0.8 (I)	60.26	840	1619	1741	1619				
304	415	4.5 (III)	5.72	5.72	1079	2151	2164	3372	SK 2282 - 90 LP/4	92	D92
269	469	4.3 (III)	6.43	6.43	1118	2257	2239	3372			
231	545	3.9 (III)	7.48	7.48	1167	2358	2335	3372			
207	609	3.7 (III)	8.37	8.37	1204	2435	2408	3372			
192	656	4.5 (III)	9.03	9.03	1237	2502	2463	3372			
170	740	4.3 (III)	10.15	10.15	1279	2589	2546	3372			
146	861	3.9 (III)	11.81	11.81	1333	2698	2653	3372			
131	962	3.7 (III)	13.23	13.23	1373	2698	2734	3372			
104	1206	3.5 (III)	16.53	16.53	1462	2698	2908	3372			
93	1348	3.2 (III)	18.51	18.51	1503	2698	2985	3372			
79	1595	2.7 (III)	21.90	21.90	1567	2698	2979	3372			
72	1748	2.2 (III)	23.96	23.96	1605	2698	2975	3372			
69	1820	2.4 (III)	24.97	24.97	1616	2698	2973	3372			
65	1954	2.0 (III)	26.83	26.83	1646	2698	2969	3372			
58	2160	2.0 (III)	29.65	29.65	1677	2698	2962	3372			
55	2273	1.7 (II)	31.23	31.23	1678	2698	2957	3372			
47	2665	1.7 (II)	36.54	36.54	1737	2698	2944	3372			
47	2709	1.5 (II)	37.18	37.18	1755	2698	2944	3372			
40	3186	1.6 (II)	43.71	43.71	1800	2698	2926	3372			
38	3289	1.2 (I)	45.11	45.11	1800	2698	2921	3372			
33	3769	1.2 (I)	51.71	51.71	1852	2698	2903	3372			
32	3933	1.1 (I)	53.96	53.96	1856	2698	2895	3372			
27	4653	1.0 (I)	63.83	63.83	1810	2698	2832	3372			
86	1468	5.0 (III)	20.18	20.18	1743	3260	3276	4496	SK 3282 - 90 LP/4	125	D94
81	1557	4.1 (III)	21.38	21.38	1766	3260	3274	4496			
77	1634	4.3 (III)	22.45	22.45	1793	3260	3273	4496			
73	1726	4.1 (III)	23.71	23.71	1813	3260	3271	4496			
67	1884	4.0 (III)	25.88	25.88	1857	3260	3269	4496			
60	2089	3.7 (III)	28.70	28.70	1904	3260	3266	4496			

Parallel shaft
gear units

2.00 hp





P_1 [hp]	n_2 [rpm]	M_2 [lb-in]	f_B (AGMA Class)	i_{ges}	F_R [lb]	F_A	$F_{R VL}$ [lb]	$F_{A VL}$	Unit Type	lb	inch D
2.00	54	2324	3.3 (III)	31.93	1956	3260	3262	4496	SK 3282 - 90 LP/4	125	D94
	46	2753	2.7 (III)	37.77	2030	3260	3253	4496			
	45	2812	2.0 (III)	38.62	2017	3260	3251	4496			
	41	3064	2.7 (III)	42.02	2080	3260	3247	4496			
	39	3266	2.0 (III)	44.85	2087	3260	3241	4496			
	36	3497	1.4 (II)	48.04	2105	3260	3235	4496			
	33	3861	1.9 (II)	52.97	2163	3260	3227	4496			
	31	4063	1.4 (II)	55.79	2172	3260	3221	4496			
	27	4671	1.9 (II)	64.12	2245	3260	3205	4496			
	26	4802	1.4 (II)	65.89	2242	3260	3201	4496			
	22	5810	1.3 (I)	79.76	2314	3260	3169	4496			
	19	6466	1.3 (I)	88.74	2350	3260	3145	4496			
	20	6219	1.3 (I)	87.73	2361	3260	3154	4496			
15	8084	1.0 (I)	114.23	2253	3260	3076	4496				
47	2684	4.6 (III)	36.81	3139	4946	5607	6744	SK 4282 - 90 LP/4	158	D96	
42	2972	4.6 (III)	40.74	3232	4946	5604	6744				
38	3283	4.3 (III)	45.05	3319	4946	5601	6744				
23	5588	2.5 (III)	76.70	3764	4946	5573	6744				
19	6595	2.1 (III)	90.52	3920	4946	5558	6744				
16	8068	1.8 (II)	110.78	4098	4946	5533	6744				
11	11323	1.0 (I)	155.40	4349	4946	5464	6744				
14	9036	1.8 (II)	127.52	4186	4946	5513	6744	SK 4282/12 - 90 LP/4	180	D110	
11	10814	1.5 (II)	152.47	4322	4946	5474	6744				
10	12561	1.3 (I)	176.96	4261	4946	5430	6744				
7	16635	1.0 (I)	234.38	3939	4946	5306	6744				
26	4864	2.2 (III)	66.65	3640	4946	5582	6744	SK 4382 - 90 LP/4	191	D97	
20	6323	2.8 (III)	86.83	3861	4946	5561	6744				
17	7567	2.3 (III)	103.82	4014	4946	5541	6744				
15	8636	2.0 (III)	118.38	4116	4946	5521	6744				
12	10245	1.7 (II)	140.60	4237	4946	5487	6744				
11	11660	1.3 (I)	160.20	4305	4946	5453	6744				
9	13954	1.3 (I)	191.57	4158	4946	5391	6744				
8	15377	0.9 (I)	211.09	4025	4946	5345	6744				
7	18444	0.9 (I)	253.12	3769	4946	5239	6744				
6	22073	0.8 (I)	302.65	3400	4946	5088	6744				
21	5951	2.7 (III)	81.61	5504	7194	8497	8992	SK 5282 - 90 LP/4	237	D98	
17	7297	2.7 (III)	100.19	5831	7194	8484	8992				
13	9767	2.4 (III)	134.03	6247	7194	8451	8992				
12	10091	2.6 (III)	142.18	6052	7194	8448	8992	SK 5282/12 - 90 LP/4	260	D110	
10	12373	2.1 (III)	174.55	6375	7194	8415	8992				
7	16497	1.6 (II)	232.66	6287	7194	8340	8992				
6	19343	1.4 (II)	273.15	6077	7194	8277	8992				
5	23995	1.1 (I)	338.35	5641	7194	8156	8992				
4	31777	0.8 (I)	448.15	4562	7194	7899	8992				
21	6015	4.1 (III)	82.72	5537	7194	8497	8992	SK 5382 - 90 LP/4	279	D99	
19	6668	3.8 (III)	91.71	5693	7194	8491	8992				
15	8545	2.8 (III)	117.37	6033	7194	8468	8992				
12	10112	2.8 (III)	138.82	6305	7194	8448	8992				
11	11209	2.5 (III)	153.92	6461	7194	8432	8992				

Parallel shaft
gear units






2.00 hp

P_1 [hp]	n_2 [rpm]	M_2 [lb-in]	f_B (AGMA Class)	i_{ges}	F_R [lb]	F_A	$F_{R VL}$ [lb]	$F_{A VL}$	Unit Type		 inch
2.00	10	12486	2.0 (III)	171.27	6517	7194	8411	8992	SK 5382 - 90 LP/4	279	D99
	9	14776	1.9 (II)	202.57	6394	7194	8371	8992			
	7	18118	1.6 (II)	248.70	6172	7194	8305	8992			
	6	19702	1.2 (I)	269.99	6048	7194	8266	8992			
	5	24157	1.2 (I)	331.48	5624	7194	8151	8992			
	5	26349	0.9 (0)	361.69	5368	7194	8080	8992			
	4	31183	0.9 (0)	427.79	4665	7194	7917	8992			
14	14	9242	4.4 (III)	126.87	9372	10454	12417	13489	SK 6382 - 90 LP/4	416	D101
	11	11666	4.4 (III)	159.88	9917	10454	12394	13489			
	8	16455	2.2 (III)	225.79	9778	10454	12338	13489			
	7	18334	2.2 (III)	251.76	9710	10454	12311	13489			
	5	23144	2.2 (III)	317.28	9500	10454	12239	13489			
	4	28666	1.8 (II)	393.19	9189	10454	12138	13489			
	4	32482	1.1 (I)	445.09	8928	10454	12059	13489			
3	40231	1.1 (I)	551.58	8264	10454	11874	13489				
6	6	21281	2.2 (III)	298.46	9588	10454	12269	13489	SK 6382/22 - 90 LP/4	458	D110
	5	24751	1.9 (II)	347.33	9417	10454	12211	13489			
	4	30805	1.6 (II)	435.29	9048	10454	12095	13489			
	3	40432	1.2 (I)	569.11	8244	10454	11868	13489			
	3	45192	1.1 (I)	637.53	7726	10454	11737	13489			
2	58222	0.8 (0)	818.71	5690	10454	11298	13489				
11	11	11267	3.8 (III)	159.23	9926	10454	12397	13489	SK 6382/32 - 90 LP/4	482	D110
	9	13553	3.1 (III)	191.51	9868	10454	12372	13489			
	8	15848	2.7 (III)	223.73	9799	10454	12344	13489			
5	5	26678	2.3 (III)	376.26	11567	13039	14109	17985	SK 7382/22 - 90 LP/4	619	D110
	4	30832	2.0 (III)	435.50	11405	13039	14050	17985			
	3	40467	1.5 (II)	569.97	10986	13039	13893	17985			
	2	50365	1.2 (I)	714.31	10490	13039	13697	17985			
	2	66103	0.9 (0)	933.91	9548	13039	13309	17985			
	2	73886	0.8 (0)	1046.18	9007	13039	13081	17985			
8	8	15813	4.0 (III)	223.20	11930	13039	14229	17985	SK 7382/32 - 90 LP/4	643	D110
	6	20922	3.0 (III)	295.54	11763	13039	14176	17985			
3	3	43258	2.5 (III)	612.94	15678	16411	19104	22481	SK 8382/32 - 90 LP/4	919	D110
	2	50809	2.1 (III)	718.43	15421	16411	19018	22481			
	2	63041	1.7 (II)	891.21	14961	16411	18856	22481			
	2	75292	1.4 (II)	1064.91	14443	16411	18662	22481			
	1	96643	1.1 (I)	1366.83	13388	16411	18249	22481			
	1	120022	0.9 (0)	1697.85	11988	16411	17681	22481			
5	5	24592	4.4 (III)	346.66	16224	16411	19267	22481	SK 8382/42 - 90 LP/4	952	D111
	4	33243	3.2 (III)	468.52	15986	16411	19200	22481			
	3	39020	2.7 (III)	551.02	15813	16411	19147	22481			
3	3	43880	4.8 (III)	618.30	21425	22931	26977	29225	SK 9382/42 - 90 LP/4	1.618	D111
	2	50725	4.2 (III)	715.38	22257	22931	26977	29225			
	2	62801	3.4 (III)	886.49	23387	22931	26977	29225			
	1	83484	2.5 (III)	1178.81	24089	22931	26977	29225			
	1	100524	2.1 (III)	1419.20	23675	22931	26977	29225			
	1	123722	1.7 (II)	1747.42	23044	22931	26977	29225			
	1	156199	1.4 (II)	2203.92	22021	22931	26977	29225			
	1	172566	1.2 (I)	2435.06	21441	22931	26977	29225			

Parallel shaft
gear units

3.00 hp



P_1 [hp]	n_2 [rpm]	M_2 [lb-in]	f_B (AGMA Class)	i_{ges}	F_R [lb]	F_A	$F_{R VL}$ [lb]	$F_{A VL}$	Type		 inch				
3.00	369	512	2.2 (III)	4.79	465	922	1608	1619	SK 1282 - 100 LP/4	85	D91				
	322	586	2.6 (III)	5.47	477	963	1666	1619							
	275	687	2.3 (III)	6.43	490	1014	1735	1619							
	244	776	2.1 (III)	7.24	500	1054	1788	1619							
	216	876	1.6 (II)	8.21	521	1131	1854	1619							
	214	882	1.9 (II)	8.24	508	1096	1845	1619							
	193	981	1.7 (II)	9.18	524	1152	1902	1619							
	171	1108	1.6 (II)	10.34	531	1172	1958	1619							
	150	1258	1.4 (II)	11.76	536	1190	2017	1619							
	125	1509	1.2 (I)	14.11	548	1225	2108	1619							
	103	1844	1.1 (I)	17.21	547	1239	2138	1619							
	86	2207	0.9 (I)	20.57	543	1246	2111	1619							
	338	560	4.0 (III)	5.22	624	1010	2049	1619	SK 1282.1 - 100 LP/4	85	D84 – 86				
	277	683	3.7 (III)	6.38	661	1104	2126	1619							
	236	800	3.5 (III)	7.47	685	1176	2123	1619							
	214	884	3.2 (III)	8.25	695	1214	2120	1619							
	183	1036	3.1 (III)	9.67	718	1278	2115	1619							
	162	1165	3.0 (III)	10.88	727	1299	2109	1619							
	145	1306	2.7 (III)	12.19	738	1324	2103	1619							
	128	1472	2.4 (III)	13.74	747	1347	2094	1619							
	106	1784	2.0 (III)	16.66	758	1378	2075	1619							
	90	2091	1.7 (II)	19.52	770	1409	2052	1619							
		338	560	4.0 (III)	5.22	624	1010	2049				1619	SK 1282.1 - 100 LP/4	98	D84 – 86
		277	683	3.7 (III)	6.38	661	1104	2126				1619			
236		800	3.5 (III)	7.47	685	1176	2123	1619							
214		884	3.2 (III)	8.25	695	1214	2120	1619							
183		1036	3.1 (III)	9.67	718	1278	2115	1619							
162		1165	3.0 (III)	10.88	727	1299	2109	1619							
145		1306	2.7 (III)	12.19	738	1324	2103	1619							
128		1472	2.4 (III)	13.74	747	1347	2094	1619							
106		1784	2.0 (III)	16.66	758	1378	2075	1619							
90		2091	1.7 (II)	19.52	770	1409	2052	1619							
		62	3057	1.2 (I)	28.54	753	1419	1954	1619	SK 1382.1 - 100 LP/4	86	D88 – 90			
		54	3534	1.0 (I)	32.99	720	1382	1889	1619						
	46	4142	0.9 (I)	38.67	700	1370	1789	1619							
	62	3057	1.2 (I)	28.54	753	1419	1954	1619	SK 1382.1 - 100 LP/4	99	D88 – 90				
	54	3534	1.0 (I)	32.99	720	1382	1889	1619							
	46	4142	0.9 (I)	38.67	700	1370	1789	1619							
	391	483	3.4 (III)	4.51	975	1850	1992	3372	SK 2282 - 100 LP/4	109	D92				
	310	611	3.1 (III)	5.72	1040	2051	2123	3372							
	274	689	2.9 (III)	6.43	1074	2168	2194	3372							
	236	801	2.7 (III)	7.48	1117	2268	2284	3372							
	211	896	2.5 (III)	8.37	1149	2335	2353	3372							
	196	964	3.1 (III)	9.03	1181	2402	2408	3372							
	174	1088	2.9 (III)	10.15	1217	2478	2485	3372							
	149	1265	2.7 (III)	11.81	1262	2574	2584	3372							
	134	1414	2.5 (III)	13.23	1294	2644	2658	3372							
	107	1774	2.4 (III)	16.53	1369	2698	2819	3372							
	95	1983	2.2 (III)	18.51	1400	2698	2896	3372							
	81	2345	1.8 (II)	21.90	1448	2698	2956	3372							
74	2570	1.5 (II)	23.96	1477	2698	2950	3372								

Parallel shaft
gear units





3.00 hp

P_1 [hp]	n_2 [rpm]	M_2 [lb-in]	f_B (AGMA Class)	i_{ges}	F_R [lb]	F_A	$F_{R VL}$ [lb]	$F_{A VL}$	Type		
3.00	71	2677	1.6 (II)	24.97	1481	2698	2945	3372	SK 2282 - 100 LP/4	109	D92
	66	2872	1.4 (II)	26.83	1504	2698	2939	3372			
	60	3175	1.4 (II)	29.65	1518	2698	2927	3372			
	57	3342	1.2 (I)	31.23	1503	2698	2918	3372			
	48	3918	1.1 (I)	36.54	1538	2698	2895	3372			
	40	4685	1.1 (I)	43.71	1567	2698	2828	3372			
	34	5542	0.8 (I)	51.71	1581	2698	2692	3372			
3.00	106	1784	4.2 (III)	16.67	1567	3050	3271	4496	SK 3282 - 100 LP/4	142	D94
	88	2158	3.4 (III)	20.18	1642	3204	3265	4496			
	83	2290	2.8 (III)	21.38	1658	3239	3262	4496			
	79	2402	2.9 (III)	22.45	1684	3260	3260	4496			
	74	2538	2.8 (III)	23.71	1694	3260	3257	4496			
	68	2770	2.7 (III)	25.88	1731	3260	3253	4496			
	62	3071	2.5 (III)	28.70	1766	3260	3247	4496			
	55	3417	2.3 (III)	31.93	1804	3260	3239	4496			
	47	4048	1.8 (II)	37.77	1850	3260	3223	4496			
	46	4134	1.4 (II)	38.62	1823	3260	3219	4496			
	42	4505	1.8 (II)	42.02	1883	3260	3210	4496			
	39	4802	1.4 (II)	44.85	1868	3260	3200	4496			
	33	5676	1.3 (I)	52.97	1911	3260	3172	4496			
	28	6868	1.3 (I)	64.12	1947	3260	3129	4496			
3.00	55	3461	4.1 (III)	32.34	2894	4946	5600	6744	SK 4282 - 100 LP/4	175	D96
	49	3898	3.1 (III)	36.40	2945	4946	5593	6744			
	48	3946	3.1 (III)	36.81	2982	4946	5594	6744			
	43	4369	3.2 (III)	40.74	3062	4946	5589	6744			
	40	4675	3.0 (III)	43.65	3085	4946	5585	6744			
	39	4827	2.9 (III)	45.05	3133	4946	5584	6744			
	34	5595	2.9 (III)	52.20	3213	4946	5573	6744			
	29	6604	2.4 (III)	61.60	3337	4946	5558	6744			
	23	8078	1.7 (II)	75.39	3474	4946	5533	6744			
	23	8216	1.7 (II)	76.70	3449	4946	5529	6744			
	19	9696	1.5 (II)	90.52	3560	4946	5500	6744			
	16	11862	1.2 (I)	110.78	3668	4946	5450	6744			
	3.00	14	13407	1.2 (I)	127.52	3671	4946	5406			
12		16045	1.0 (I)	152.47	3716	4946	5326	6744			
10		18638	0.9 (I)	176.96	3713	4946	5233	6744			
3.00	26	7151	1.5 (II)	66.65	3361	4946	5548	6744	SK 4382 - 100 LP/4	208	D97
	20	9296	1.9 (II)	86.83	3504	4946	5507	6744			
	17	11126	1.6 (II)	103.82	3595	4946	5466	6744			
	15	12697	1.4 (II)	118.38	3640	4946	5426	6744			
	13	15062	1.2 (I)	140.60	3677	4946	5357	6744			
	11	17143	0.9 (I)	160.20	3666	4946	5287	6744			
	9	20516	0.9 (I)	191.57	3569	4946	5157	6744			
3.00	37	5064	4.2 (III)	47.27	4534	7194	8505	8992	SK 5282 - 100 LP/4	255	D98
	32	5951	3.7 (III)	55.55	4739	7194	8496	8992			
	32	5993	3.8 (III)	55.90	4751	7194	8497	8992			
	26	7348	3.6 (III)	68.63	5024	7194	8483	8992			
	22	8750	1.8 (II)	81.61	5220	7194	8466	8992			
	19	9836	2.5 (III)	91.81	5357	7194	8451	8992			
	18	10728	1.8 (II)	100.19	5498	7194	8440	8992			
	13	14361	1.6 (II)	134.03	5797	7194	8378	8992			

Parallel shaft
gear units

3.00 hp



P_1 [hp]	n_2 [rpm]	M_2 [lb-in]	f_B (AGMA Class)	i_{ges}	F_R [lb]	F_A	$F_{R VL}$ [lb]	$F_{A VL}$	Type		 inch
3.00	12	14972	1.8 (II)	142.18	5580	7194	8368	8992	SK 5282/12 - 100 LP/4	277	D110
	10	18358	1.4 (II)	174.55	5820	7194	8300	8992			
	8	24477	1.1 (I)	232.66	5588	7194	8142	8992			
	6	28701	0.9 (I)	273.15	5053	7194	8009	8992			
	21	8844	2.8 (III)	82.72	5258	7194	8466	8992	SK 5382 - 100 LP/4	297	D99
	19	9803	2.6 (III)	91.71	5386	7194	8453	8992			
	15	12563	1.9 (II)	117.37	5629	7194	8409	8992			
	13	14867	1.9 (II)	138.82	5843	7194	8370	8992			
	11	16481	1.7 (II)	153.92	5952	7194	8338	8992			
	10	18357	1.3 (I)	171.27	6022	7194	8296	8992			
	9	21725	1.3 (I)	202.57	5870	7194	8215	8992			
	7	26637	1.1 (I)	248.70	5332	7194	8076	8992			
	7	28966	0.8 (I)	269.99	5015	7194	7996	8992			
	27	7012	4.3 (III)	65.44	7512	10454	12438	13489	SK 6282 - 100 LP/4	440	D100
	22	8597	4.3 (III)	80.33	7971	10454	12426	13489			
	15	12297	4.2 (III)	114.79	8731	10454	12388	13489	SK 6382 - 100 LP/4	433	D101
	14	13588	3.0 (III)	126.87	8923	10454	12372	13489			
	11	17152	3.0 (III)	159.88	9462	10454	12329	13489			
	10	18358	2.7 (III)	171.34	9573	10454	12310	13489			
	8	22738	1.8 (II)	212.33	9519	10454	12243	13489			
	8	24193	1.5 (II)	225.79	9446	10454	12220	13489			
	7	26956	1.5 (II)	251.76	9294	10454	12168	13489			
	7	28703	1.8 (II)	267.59	9187	10454	12137	13489			
	6	34028	1.5 (II)	317.28	8811	10454	12025	13489			
	4	42146	1.2 (I)	393.19	8068	10454	11823	13489			
	6	31576	1.5 (II)	298.46	8994	10454	12078	13489	SK 6382/22 - 100 LP/4	475	D110
	5	36725	1.3 (I)	347.33	8588	10454	11962	13489			
	4	45708	1.0 (I)	435.29	7664	10454	11722	13489			
	11	16718	2.5 (III)	159.23	9438	10454	12333	13489	SK 6382/32 - 100 LP/4	499	D110
	9	20109	2.1 (III)	191.51	9639	10454	12285	13489			
	8	23515	1.8 (II)	223.73	9481	10454	12229	13489			
	12	16103	4.1 (III)	150.57	10240	13039	14228	17985	SK 7382 - 100 LP/4	594	D103
	11	17367	3.2 (III)	162.17	10407	13039	14214	17985			
	9	21930	3.0 (III)	204.99	11045	13039	14167	17985			
	8	23187	3.2 (III)	216.43	11148	13039	14150	17985			
	6	29279	2.3 (III)	273.57	11466	13039	14073	17985			
	5	36248	1.8 (II)	338.79	11177	13039	13966	17985			
	5	39584	1.6 (II)	376.26	11027	13039	13909	17985	SK 7382/22 - 100 LP/4	636	D110
	4	45747	1.4 (II)	435.50	10730	13039	13793	17985			
	3	60043	1.0 (I)	569.97	9934	13039	13469	17985			
	2	74729	0.8 (I)	714.31	8944	13039	13054	17985			
	8	23463	2.7 (III)	223.20	11256	13039	14147	17985	SK 7382/32 - 100 LP/4	660	D110
	6	31043	2.0 (III)	295.54	11380	13039	14044	17985			
	9	21514	4.4 (III)	201.00	13506	16411	19287	22481	SK 8382 - 100 LP/4	870	D105
	6	34078	3.4 (III)	318.31	15138	16411	19192	22481			
	5	41392	2.7 (III)	386.68	15756	16411	19125	22481			

Parallel shaft gear units






3.00 hp
4.00 hp

P ₁ [hp]	n ₂ [rpm]	M ₂ [lb-in]	f _B (AGMA Class)	i _{ges}	F _R [lb]	F _A [lb]	F _{R VL} [lb]	F _{A VL} [lb]	Type	lb	inch D				
3.00	3	64185	1.7 (II)	612.94	14915	16411	18839	22481	SK 8382/32 - 100 LP/4	936	D110				
	2	75388	1.4 (II)	718.43	14439	16411	18660	22481							
	2	93537	1.1 (I)	891.21	13554	16411	18315	22481							
	2	111715	1.0 (I)	1064.91	12518	16411	17897	22481							
	3.00	8	23036	4.6 (III)	223.40	13840	16411	19277	22481	SK 8382/42 - 100 LP/4	969	D111			
		6	31087	3.4 (III)	294.43	14916	16411	19218	22481						
		5	36489	2.9 (III)	346.66	15485	16411	19171	22481						
		4	49325	2.2 (III)	468.52	15473	16411	19036	22481						
		3	57896	1.8 (II)	551.02	15162	16411	18928	22481						
		3.00	4	47435	4.5 (III)	449.57	18748	22931	26977				29225	SK 9382/42 - 100 LP/4	1635
	3	65107	3.3 (III)	618.30	20229	22931	26977	29225							
	2	75263	2.8 (III)	715.38	20890	22931	26977	29225							
2	93181	2.3 (III)	886.49	21672	22931	26977	29225								
1	123870	1.7 (II)	1178.81	22951	22931	26977	29225								
1	149154	1.4 (II)	1419.20	22258	22931	26977	29225								
1	183574	1.2 (I)	1747.42	21024	22931	26977	29225								
1	231762	0.9 (I)	2203.92	18925	22931	26977	29225								
1	256047	0.8 (I)	2435.06	17679	22931	26977	29225								
3.00	4	43188	4.9 (III)	411.63	18308	22931	26977	29225	SK 9382/52 - 100 LP/4	1699	D111				
4.00	368	685	1.7 (II)	4.79	434	854	1580	1619	SK 1282 - 100 AP/4	91	D91				
	322	784	1.9 (II)	5.47	442	884	1633	1619							
	274	919	1.7 (II)	6.43	449	918	1697	1619							
	243	1038	1.6 (II)	7.24	453	942	1745	1619							
	215	1172	1.2 (I)	8.21	473	1009	1810	1619							
	214	1179	1.4 (II)	8.24	455	964	1796	1619							
	192	1312	1.3 (I)	9.18	468	1015	1850	1619							
	170	1482	1.2 (I)	10.34	467	1036	1899	1619							
	150	1682	1.1 (I)	11.76	464	1054	1950	1619							
	125	2018	0.9 (I)	14.11	464	1070	2030	1619							
	102	2466	0.8 (I)	17.21	444	1048	2088	1619							
	4.00	436	578	3.9 (III)	4.04	560	876	1887				1619	SK 1282.1 - 100 AP/4	91	D84 - 86
		337	748	3.0 (III)	5.22	588	946	2017				1619			
		276	913	2.8 (III)	6.38	620	1028	2119				1619			
		236	1070	2.6 (III)	7.47	639	1086	2113				1619			
		213	1182	2.4 (III)	8.25	642	1108	2109				1619			
182		1385	2.3 (III)	9.67	657	1168	2099	1619							
162		1558	2.3 (III)	10.88	657	1192	2089	1619							
144		1746	2.0 (III)	12.19	659	1206	2077	1619							
128		1968	1.8 (II)	13.74	659	1215	2062	1619							
106		2386	1.5 (II)	16.66	651	1218	2026	1619							
90		2797	1.3 (I)	19.52	647	1225	1984	1619							
4.00		436	578	3.9 (III)	4.04	560	876	1887	1619	SK 1282.1 - 100 AP/4	105	D84 - 86			
	337	748	3.0 (III)	5.22	588	946	2017	1619							
	276	913	2.8 (III)	6.38	620	1028	2119	1619							
	236	1070	2.6 (III)	7.47	639	1086	2113	1619							
	213	1182	2.4 (III)	8.25	642	1108	2109	1619							
	182	1385	2.3 (III)	9.67	657	1168	2099	1619							
	162	1558	2.3 (III)	10.88	657	1192	2089	1619							
	144	1746	2.0 (III)	12.19	659	1206	2077	1619							
	128	1968	1.8 (II)	13.74	659	1215	2062	1619							
	106	2386	1.5 (II)	16.66	651	1218	2026	1619							
	90	2797	1.3 (I)	19.52	647	1225	1984	1619							

Parallel shaft gear units

4.00 hp



P_1 [hp]	n_2 [rpm]	M_2 [lb-in]	f_B (AGMA Class)	i_{ges}	F_R [lb]	F_A	$F_{R VL}$ [lb]	$F_{A VL}$	Type		 inch			
4.00	62	4088	0.9 (I)	28.54	573	1150	1799	1619	SK 1382.1 - 100 AP/4	92	D88 – 90			
	62	4088	0.9 (I)	28.54	573	1150	1799	1619	SK 1382.1 - 100 AP/4	106	D88 – 90			
	390	646	2.5 (III)	4.51	950	1795	1971	3372	SK 2282 - 100 AP/4	116	D92			
	309	816	2.3 (III)	5.72	1007	1975	2097	3372						
	274	921	2.2 (III)	6.43	1037	2079	2163	3372						
	235	1071	2.0 (III)	7.48	1074	2192	2249	3372						
	211	1198	1.9 (II)	8.37	1101	2250	2313	3372						
	196	1289	2.3 (III)	9.03	1133	2318	2367	3372						
	173	1455	2.2 (III)	10.15	1163	2383	2440	3372						
	149	1692	2.0 (II)	11.81	1199	2463	2531	3372						
	133	1891	1.9 (II)	13.23	1223	2520	2598	3372						
	106	2372	1.8 (II)	16.53	1283	2657	2747	3372						
	95	2651	1.6 (II)	18.51	1304	2698	2815	3372						
	80	3136	1.4 (II)	21.90	1336	2698	2921	3372						
	73	3436	1.1 (I)	23.96	1356	2698	2918	3372						
	70	3579	1.2 (I)	24.97	1353	2698	2911	3372						
	66	3841	1.0 (I)	26.83	1369	2698	2901	3372						
	59	4245	1.0 (I)	29.65	1367	2698	2882	3372						
	209	1204	5.0 (III)	8.31	1262	2349	2685	4214	SK 3282 - 100 AP/4	149	D94			
	155	1626	4.5 (III)	11.38	1370	2668	2914	4496						
	125	2018	3.8 (III)	14.11	1436	2807	3075	4496						
	106	2385	3.1 (III)	16.67	1491	2923	3208	4496						
	87	2886	2.5 (III)	20.18	1552	3053	3250	4496						
	82	3061	2.1 (III)	21.38	1560	3075	3246	4496						
	79	3211	2.2 (III)	22.45	1584	3124	3244	4496						
	74	3394	2.1 (III)	23.71	1586	3134	3239	4496						
	68	3704	2.0 (III)	25.88	1614	3198	3232	4496						
	61	4106	1.9 (II)	28.70	1636	3252	3221	4496						
	55	4569	1.7 (II)	31.93	1661	3260	3209	4496						
	47	5413	1.4 (II)	37.77	1679	3260	3182	4496						
	42	6023	1.4 (II)	42.02	1694	3260	3161	4496						
	82	3074	4.9 (III)	21.45	2517	4854	5114	6744				SK 4282 - 100 AP/4	182	D96
	79	3205	4.7 (III)	22.39	2535	4892	5163	6744						
	67	3760	3.8 (III)	26.25	2648	4946	5391	6744						
	67	3783	4.2 (III)	26.43	2645	4946	5394	6744						
	54	4628	3.1 (III)	32.34	2775	4946	5586	6744						
	48	5212	2.3 (III)	36.40	2799	4946	5577	6744						
	48	5276	2.3 (III)	36.81	2844	4946	5577	6744						
	43	5843	2.4 (III)	40.74	2911	4946	5570	6744						
	40	6251	2.3 (III)	43.65	2915	4946	5563	6744						
	39	6455	2.2 (III)	45.05	2966	4946	5561	6744						
	34	7482	2.2 (III)	52.20	3011	4946	5543	6744						
	29	8830	1.8 (II)	61.60	3104	4946	5518	6744						
	23	10802	1.3 (I)	75.39	3194	4946	5476	6744						
	23	10986	1.3 (I)	76.70	3152	4946	5470	6744						
	19	12965	1.1 (I)	90.52	3218	4946	5420	6744						
	16	15861	0.9 (I)	110.78	3255	4946	5334	6744						
	26	9562	1.1 (I)	66.65	3100	4946	5502	6744	SK 4382 - 100 AP/4	215	D97			
	20	12430	1.4 (II)	86.83	3164	4946	5433	6744						
	17	14876	1.2 (I)	103.82	3191	4946	5363	6744						
	15	16978	1.0 (I)	118.38	3179	4946	5294	6744						
	13	20140	0.9 (I)	140.60	3130	4946	5173	6744						

Parallel shaft
gear units



4.00 hp

P_1 [hp]	n_2 [rpm]	M_2 [lb-in]	f_B (AGMA Class)	i_{ges}	F_R [lb]	F_A	$F_{R VL}$ [lb]	$F_{A VL}$	Type		 inch
4.00	53	4785	4.3 (III)	33.43	4025	7194	8064	8992	SK 5282 - 100 AP/4	261	D98
	43	5843	3.8 (III)	40.80	4238	7194	8498	8992			
	37	6771	3.1 (III)	47.27	4387	7194	8488	8992			
	32	7957	2.8 (III)	55.55	4568	7194	8475	8992			
	31	8013	2.9 (III)	55.90	4580	7194	8475	8992			
	26	9826	2.7 (III)	68.63	4820	7194	8453	8992			
	22	11700	1.4 (II)	81.61	4968	7194	8424	8992			
	19	13152	1.9 (II)	91.81	5072	7194	8399	8992			
	18	14345	1.4 (II)	100.19	5199	7194	8381	8992			
	13	19202	1.2 (I)	134.03	5378	7194	8276	8992			
	12	20111	1.3 (I)	142.18	5138	7194	8256	8992	SK 5282/12 - 100 AP/4	283	D110
	10	24658	1.1 (I)	174.55	5295	7194	8136	8992			
	8	32878	0.8 (I)	232.66	4360	7194	7857	8992			
	21	11825	2.1 (III)	82.72	5012	7194	8424	8992	SK 5382 - 100 AP/4	303	D99
	19	13108	2.0 (III)	91.71	5113	7194	8403	8992			
	15	16798	1.4 (II)	117.37	5257	7194	8330	8992			
	13	19879	1.4 (II)	138.82	5412	7194	8261	8992			
	11	22037	1.3 (I)	153.92	5473	7194	8207	8992			
	10	24546	1.0 (I)	171.27	5477	7194	8135	8992			
	9	29049	1.0 (I)	202.57	5003	7194	7993	8992			
	27	9376	3.2 (III)	65.44	7318	10454	12417	13489	SK 6282 - 100 AP/4	446	D100
	22	11496	3.2 (III)	80.33	7739	10454	12398	13489			
	24	10517	4.7 (III)	73.50	7515	10454	12405	13489	SK 6382 - 100 AP/4	440	D101
	23	10786	4.9 (III)	75.18	7585	10454	12403	13489			
	19	13276	4.0 (III)	92.63	7982	10454	12377	13489			
	15	16443	3.2 (III)	114.79	8385	10454	12338	13489			
	14	18168	2.2 (III)	126.87	8532	10454	12313	13489			
	11	22934	2.2 (III)	159.88	8978	10454	12242	13489			
	10	24547	2.0 (III)	171.34	9041	10454	12212	13489			
	8	30403	1.4 (II)	212.33	9075	10454	12100	13489			
	8	32348	1.1 (I)	225.79	8938	10454	12062	13489			
	7	36044	1.1 (I)	251.76	8647	10454	11974	13489			
	7	38379	1.4 (II)	267.59	8440	10454	11921	13489			
	6	45499	1.1 (I)	317.28	7690	10454	11728	13489			
	4	56354	0.9 (I)	393.19	6059	10454	11376	13489			
	6	42413	1.1 (I)	298.46	8039	10454	11815	13489			
	5	49330	1.0 (I)	347.33	7195	10454	11612	13489			
	11	22456	1.9 (II)	159.23	8946	10454	12248	13489	SK 6382/32 - 100 AP/4	506	D110
	9	27011	1.6 (II)	191.51	9240	10454	12167	13489			
	8	31585	1.3 (I)	223.73	8993	10454	12075	13489			
	17	15259	4.4 (III)	106.59	9072	13039	14236	17985	SK 7382 - 100 AP/4	601	D103
	14	17635	3.8 (III)	123.37	9399	13039	14213	17985			
	12	21531	3.1 (III)	150.57	9844	13039	14171	17985			
	11	23222	2.4 (III)	162.17	9969	13039	14150	17985			
	9	29323	2.3 (III)	204.99	10504	13039	14073	17985			
	8	31004	2.4 (III)	216.43	10561	13039	14045	17985			
	6	39150	1.7 (II)	273.57	11047	13039	13917	17985			
	5	48469	1.4 (II)	338.79	10590	13039	13737	17985			

Parallel shaft
gear units

4.00 hp

5.00 hp



P_1 [hp]	n_2 [rpm]	M_2 [lb-in]	f_B (AGMA Class)	i_{ges}	F_R [lb]	F_A	$F_{R VL}$ [lb]	$F_{A VL}$	Type		 inch																																																																																																																																																																																																																																																																																																																																																																																																						
4.00	5	53169	1.2 (I)	376.26	10336	13039	13635	17985	SK 7382/22 - 100 AP/4	642	D110																																																																																																																																																																																																																																																																																																																																																																																																						
	4	61448	1.0 (I)	435.50	9847	13039	13433	17985					8	31516	2.0 (III)	223.20	10651	13039	14037	17985	SK 7382/32 - 100 AP/4	667	D110	6	41697	1.5 (II)	295.54	10907	13039	13867	17985		9	28766	3.3 (III)	201.00	13032	16411	19236	22481	SK 8382 - 100 AP/4	876	D105	6	45566	2.5 (III)	318.31	14383	16411	19079	22481	5	55346	2.0 (III)	386.68	14986	16411	18965	22481		3	86214	1.2 (I)	612.94	13929	16411	18463	22481	SK 8382/32 - 100 AP/4	942	D110	2	101262	1.1 (I)	718.43	13134	16411	18147	22481	2	125640	0.9 (I)	891.21	11607	16411	17525	22481		9	26361	4.1 (III)	185.94	12830	16411	19254	22481	SK 8382/42 - 100 AP/4	975	D111	8	30942	3.5 (III)	223.40	13323	16411	19219	22481	6	41756	2.6 (III)	294.43	14214	16411	19119	22481	5	49012	2.2 (III)	346.66	14661	16411	19040	22481	4	66253	1.6 (II)	468.52	14831	16411	18808	22481	3	77766	1.4 (II)	551.02	14331	16411	18619	22481		4	63715	3.3 (III)	449.57	17971	22931	26977	29225	SK 9382/42 - 100 AP/4	1641	D111	3	87452	2.4 (III)	618.30	19157	22931	26977	29225	2	101094	2.1 (III)	715.38	19649	22931	26977	29225	2	125162	1.7 (II)	886.49	20077	22931	26977	29225	1	166383	1.3 (I)	1178.81	20895	22931	26977	29225	1	200344	1.1 (I)	1419.20	20345	22931	26977	29225	1	246578	0.9 (I)	1747.42	18182	22931	26977	29225		4	58010	3.7 (III)	411.63	17601	22931	26977	29225	SK 9382/52 - 100 AP/4	1705	D111	5.00	367	858	1.3 (I)	4.79	403	788	1552	1619	SK 1282 - 112 MP/4	109	D91	321	983	1.5 (II)	5.47	406	807	1601	1619	273	1152	1.4 (II)	6.43	407	824	1658	1619	242	1301	1.3 (I)	7.24	405	834	1702	1619	215	1469	1.0 (I)	8.21	424	894	1765	1619	213	1478	1.1 (I)	8.24	401	840	1746	1619	192	1645	1.0 (I)	9.18	411	880	1798	1619	170	1857	0.9 (I)	10.34	403	880	1840	1619	149	2109	0.9 (I)	11.76	391	872	1883	1619	435	725	3.1 (III)	4.04	533	830	1863	1619	SK 1282.1 - 112 MP/4	109	D84 – 86	336	938	2.4 (III)	5.22	551	883	1984	1619	275	1145	2.2 (III)	6.38	579	954	2095	1619	235	1342	2.1 (III)	7.47	592	997	2101	1619	213	1481	1.9 (II)	8.25	589	1006	2094	1619	181	1736	1.8 (II)	9.67	596	1047	2078	1619	161	1953	1.8 (II)	10.88	587	1048	2063	1619	144	2188	1.6 (II)	12.19	581	1058	2044	1619	128	2467	1.4 (II)	13.74	570	1063	2019	1619	105	2991	1.2 (I)	16.66	543	1053	1962	1619	90	3506	1.0 (I)	19.52	523	1040	1893	1619	435	725	3.1 (III)	4.04	533	830	1863	1619	SK 1282.1 - 112 MP/4	122	D84 – 86	336	938	2.4 (III)	5.22	551	883	1984	1619	275	1145	2.2 (III)	6.38
	8	31516	2.0 (III)	223.20	10651	13039	14037	17985	SK 7382/32 - 100 AP/4	667	D110																																																																																																																																																																																																																																																																																																																																																																																																						
	6	41697	1.5 (II)	295.54	10907	13039	13867	17985					9	28766	3.3 (III)	201.00	13032	16411	19236	22481	SK 8382 - 100 AP/4	876	D105	6	45566	2.5 (III)	318.31	14383	16411	19079	22481		5	55346	2.0 (III)	386.68	14986	16411	18965	22481					3	86214	1.2 (I)	612.94	13929	16411	18463	22481	SK 8382/32 - 100 AP/4	942	D110	2	101262	1.1 (I)	718.43		13134	16411	18147	22481	2	125640	0.9 (I)	891.21				11607	16411	17525	22481		9	26361	4.1 (III)	185.94	12830	16411	19254	22481	SK 8382/42 - 100 AP/4	975	D111		8	30942	3.5 (III)	223.40	13323	16411	19219	22481				6	41756	2.6 (III)	294.43	14214	16411	19119	22481	5	49012	2.2 (III)	346.66	14661	16411	19040	22481	4	66253	1.6 (II)	468.52	14831	16411	18808	22481	3	77766	1.4 (II)	551.02	14331	16411	18619	22481		4	63715	3.3 (III)	449.57	17971	22931	26977		29225	SK 9382/42 - 100 AP/4	1641	D111	3	87452	2.4 (III)	618.30				19157	22931	26977	29225	2	101094	2.1 (III)	715.38	19649	22931	26977	29225	2	125162	1.7 (II)	886.49	20077	22931	26977	29225	1	166383	1.3 (I)	1178.81	20895	22931	26977	29225	1	200344	1.1 (I)	1419.20	20345	22931	26977	29225	1	246578	0.9 (I)	1747.42	18182	22931	26977	29225		4	58010	3.7 (III)	411.63	17601	22931	26977	29225	SK 9382/52 - 100 AP/4	1705	D111	5.00	367	858	1.3 (I)		4.79	403	788	1552	1619	SK 1282 - 112 MP/4	109	D91				321	983	1.5 (II)	5.47	406	807	1601	1619	273	1152	1.4 (II)	6.43	407	824	1658	1619	242	1301	1.3 (I)	7.24	405	834	1702	1619	215	1469	1.0 (I)	8.21	424	894	1765	1619	213	1478	1.1 (I)	8.24	401	840	1746	1619	192	1645	1.0 (I)	9.18	411	880	1798	1619	170	1857	0.9 (I)	10.34	403	880	1840	1619	149	2109	0.9 (I)	11.76	391	872	1883	1619	435	725	3.1 (III)	4.04	533	830	1863	1619				SK 1282.1 - 112 MP/4	109	D84 – 86	336	938	2.4 (III)	5.22	551	883	1984	1619	275	1145	2.2 (III)	6.38	579	954	2095	1619	235	1342	2.1 (III)	7.47	592	997	2101	1619	213	1481	1.9 (II)	8.25	589	1006	2094	1619	181	1736	1.8 (II)	9.67	596	1047	2078	1619	161	1953	1.8 (II)	10.88	587	1048	2063	1619	144	2188	1.6 (II)	12.19	581	1058	2044	1619	128	2467	1.4 (II)	13.74	570	1063	2019	1619	105	2991	1.2 (I)	16.66	543	1053	1962	1619	90	3506	1.0 (I)	19.52	523	1040	1893	1619	435	725	3.1 (III)	4.04	533				830	1863	1619	SK 1282.1 - 112 MP/4	122	D84 – 86	336	938	2.4 (III)	5.22	551	883
	9	28766	3.3 (III)	201.00	13032	16411	19236	22481	SK 8382 - 100 AP/4	876	D105																																																																																																																																																																																																																																																																																																																																																																																																						
	6	45566	2.5 (III)	318.31	14383	16411	19079	22481																																																																																																																																																																																																																																																																																																																																																																																																									
	5	55346	2.0 (III)	386.68	14986	16411	18965	22481					3	86214	1.2 (I)	612.94	13929	16411	18463	22481	SK 8382/32 - 100 AP/4	942	D110	2	101262	1.1 (I)	718.43	13134	16411	18147	22481	2	125640	0.9 (I)	891.21	11607	16411	17525	22481		9	26361	4.1 (III)	185.94	12830	16411	19254	22481	SK 8382/42 - 100 AP/4	975	D111	8	30942	3.5 (III)	223.40	13323	16411	19219	22481	6	41756	2.6 (III)	294.43	14214	16411	19119	22481	5	49012	2.2 (III)	346.66	14661	16411	19040	22481		4	66253	1.6 (II)	468.52	14831	16411	18808	22481					3	77766	1.4 (II)	551.02	14331	16411	18619	22481					4	63715	3.3 (III)	449.57	17971	22931	26977	29225	SK 9382/42 - 100 AP/4	1641	D111	3	87452	2.4 (III)	618.30	19157	22931	26977	29225	2	101094	2.1 (III)	715.38	19649	22931	26977	29225	2	125162	1.7 (II)	886.49		20077	22931	26977	29225	1	166383	1.3 (I)		1178.81				20895	22931	26977	29225				1	200344	1.1 (I)	1419.20	20345	22931	26977	29225	1	246578	0.9 (I)	1747.42	18182	22931	26977	29225		4	58010	3.7 (III)	411.63	17601	22931	26977	29225	SK 9382/52 - 100 AP/4	1705	D111	5.00	367	858	1.3 (I)	4.79	403	788	1552	1619	SK 1282 - 112 MP/4	109	D91	321	983	1.5 (II)	5.47	406	807	1601	1619	273	1152	1.4 (II)	6.43	407	824	1658	1619		242	1301	1.3 (I)		7.24	405	834	1702	1619							215	1469	1.0 (I)	8.21	424	894	1765	1619	213	1478	1.1 (I)	8.24	401	840	1746	1619	192	1645	1.0 (I)	9.18	411	880	1798	1619	170	1857	0.9 (I)	10.34	403	880	1840	1619	149	2109	0.9 (I)	11.76	391	872	1883	1619	435	725	3.1 (III)	4.04	533	830	1863	1619	SK 1282.1 - 112 MP/4	109	D84 – 86	336	938	2.4 (III)	5.22	551	883	1984	1619	275	1145	2.2 (III)	6.38	579	954	2095	1619	235	1342	2.1 (III)	7.47	592							997	2101	1619	213	1481	1.9 (II)	8.25	589	1006	2094	1619	181	1736	1.8 (II)	9.67	596	1047	2078	1619	161	1953	1.8 (II)	10.88	587	1048	2063	1619	144	2188	1.6 (II)	12.19	581	1058	2044	1619	128	2467	1.4 (II)	13.74	570	1063	2019	1619	105	2991	1.2 (I)	16.66	543	1053	1962	1619	90	3506	1.0 (I)	19.52	523	1040	1893	1619	435	725	3.1 (III)	4.04	533	830	1863	1619	SK 1282.1 - 112 MP/4	122	D84 – 86	336	938	2.4 (III)	5.22	551	883	1984	1619	275	1145	2.2 (III)	6.38	579	954	2095	1619														
	3	86214	1.2 (I)	612.94	13929	16411	18463	22481	SK 8382/32 - 100 AP/4	942	D110																																																																																																																																																																																																																																																																																																																																																																																																						
	2	101262	1.1 (I)	718.43	13134	16411	18147	22481																																																																																																																																																																																																																																																																																																																																																																																																									
	2	125640	0.9 (I)	891.21	11607	16411	17525	22481					9	26361	4.1 (III)	185.94	12830	16411	19254	22481	SK 8382/42 - 100 AP/4	975	D111	8	30942	3.5 (III)	223.40	13323	16411	19219	22481	6	41756	2.6 (III)	294.43	14214	16411	19119	22481		5	49012	2.2 (III)	346.66	14661	16411	19040	22481				4	66253	1.6 (II)	468.52	14831	16411	18808	22481	3	77766	1.4 (II)	551.02	14331	16411	18619	22481		4	63715	3.3 (III)	449.57	17971	22931	26977	29225	SK 9382/42 - 100 AP/4	1641	D111	3	87452	2.4 (III)	618.30	19157	22931	26977	29225	2	101094	2.1 (III)	715.38	19649	22931	26977	29225	2	125162	1.7 (II)	886.49		20077	22931	26977	29225	1	166383	1.3 (I)	1178.81				20895	22931	26977	29225	1	200344	1.1 (I)	1419.20	20345	22931	26977	29225	1	246578	0.9 (I)	1747.42	18182	22931	26977	29225			4	58010	3.7 (III)	411.63	17601	22931	26977	29225				SK 9382/52 - 100 AP/4	1705	D111	5.00	367	858	1.3 (I)	4.79	403	788	1552	1619	SK 1282 - 112 MP/4	109	D91	321	983	1.5 (II)	5.47	406	807	1601	1619	273	1152	1.4 (II)	6.43	407	824	1658	1619	242	1301	1.3 (I)	7.24		405	834	1702	1619	215	1469	1.0 (I)	8.21				424	894	1765	1619	213	1478	1.1 (I)	8.24	401	840	1746	1619	192	1645	1.0 (I)	9.18		411	880	1798		1619	170	1857	0.9 (I)	10.34							403	880	1840	1619	149	2109	0.9 (I)	11.76	391	872	1883	1619	435	725	3.1 (III)	4.04	533	830	1863	1619	SK 1282.1 - 112 MP/4	109	D84 – 86	336	938	2.4 (III)	5.22	551	883	1984	1619	275	1145	2.2 (III)	6.38	579	954	2095	1619	235	1342	2.1 (III)	7.47	592	997	2101	1619	213				1481	1.9 (II)	8.25	589	1006	2094	1619	181	1736	1.8 (II)	9.67	596	1047	2078	1619	161	1953	1.8 (II)	10.88	587	1048							2063	1619	144	2188	1.6 (II)	12.19	581	1058	2044	1619	128	2467	1.4 (II)	13.74	570	1063	2019	1619	105	2991	1.2 (I)	16.66	543	1053	1962	1619	90	3506	1.0 (I)	19.52	523	1040	1893	1619	435	725	3.1 (III)	4.04	533	830	1863	1619	SK 1282.1 - 112 MP/4	122	D84 – 86	336	938	2.4 (III)	5.22	551	883	1984	1619	275	1145	2.2 (III)	6.38	579	954	2095	1619																																							
	9	26361	4.1 (III)	185.94	12830	16411	19254	22481	SK 8382/42 - 100 AP/4	975	D111																																																																																																																																																																																																																																																																																																																																																																																																						
	8	30942	3.5 (III)	223.40	13323	16411	19219	22481																																																																																																																																																																																																																																																																																																																																																																																																									
	6	41756	2.6 (III)	294.43	14214	16411	19119	22481																																																																																																																																																																																																																																																																																																																																																																																																									
	5	49012	2.2 (III)	346.66	14661	16411	19040	22481																																																																																																																																																																																																																																																																																																																																																																																																									
	4	66253	1.6 (II)	468.52	14831	16411	18808	22481																																																																																																																																																																																																																																																																																																																																																																																																									
	3	77766	1.4 (II)	551.02	14331	16411	18619	22481					4	63715	3.3 (III)	449.57	17971	22931	26977	29225	SK 9382/42 - 100 AP/4	1641	D111	3	87452	2.4 (III)	618.30	19157	22931	26977	29225	2	101094	2.1 (III)	715.38	19649	22931	26977	29225	2	125162	1.7 (II)	886.49	20077	22931	26977	29225	1	166383	1.3 (I)	1178.81	20895	22931	26977	29225	1	200344	1.1 (I)	1419.20	20345	22931	26977	29225	1	246578	0.9 (I)	1747.42		18182	22931	26977	29225		4	58010	3.7 (III)				411.63	17601	22931	26977	29225	SK 9382/52 - 100 AP/4	1705	D111	5.00	367	858	1.3 (I)	4.79	403	788	1552	1619	SK 1282 - 112 MP/4	109	D91	321	983	1.5 (II)	5.47	406	807	1601	1619	273	1152	1.4 (II)	6.43	407	824	1658	1619	242	1301	1.3 (I)	7.24	405	834	1702	1619	215	1469	1.0 (I)	8.21	424	894	1765	1619	213	1478	1.1 (I)	8.24	401	840	1746	1619	192	1645	1.0 (I)	9.18	411	880	1798	1619		170	1857	0.9 (I)	10.34	403	880	1840	1619				149	2109	0.9 (I)	11.76	391	872	1883	1619	435	725	3.1 (III)	4.04	533	830	1863	1619	SK 1282.1 - 112 MP/4	109	D84 – 86	336		938	2.4 (III)	5.22	551	883	1984	1619	275				1145	2.2 (III)	6.38	579	954	2095	1619	235	1342	2.1 (III)	7.47	592	997	2101	1619	213		1481	1.9 (II)	8.25	589	1006	2094	1619	181	1736				1.8 (II)	9.67	596	1047	2078	1619	161	1953	1.8 (II)	10.88	587	1048	2063	1619	144	2188	1.6 (II)	12.19	581	1058	2044	1619	128				2467	1.4 (II)	13.74	570	1063	2019	1619	105	2991	1.2 (I)	16.66	543	1053	1962	1619	90	3506	1.0 (I)	19.52	523	1040	1893	1619	435	725				3.1 (III)	4.04	533	830	1863	1619	SK 1282.1 - 112 MP/4	122	D84 – 86	336	938	2.4 (III)	5.22	551	883	1984	1619	275	1145	2.2 (III)	6.38	579	954	2095				1619																																																																																																			
	4	63715	3.3 (III)	449.57	17971	22931	26977	29225	SK 9382/42 - 100 AP/4	1641	D111																																																																																																																																																																																																																																																																																																																																																																																																						
	3	87452	2.4 (III)	618.30	19157	22931	26977	29225																																																																																																																																																																																																																																																																																																																																																																																																									
	2	101094	2.1 (III)	715.38	19649	22931	26977	29225																																																																																																																																																																																																																																																																																																																																																																																																									
	2	125162	1.7 (II)	886.49	20077	22931	26977	29225																																																																																																																																																																																																																																																																																																																																																																																																									
	1	166383	1.3 (I)	1178.81	20895	22931	26977	29225																																																																																																																																																																																																																																																																																																																																																																																																									
	1	200344	1.1 (I)	1419.20	20345	22931	26977	29225																																																																																																																																																																																																																																																																																																																																																																																																									
	1	246578	0.9 (I)	1747.42	18182	22931	26977	29225					4	58010	3.7 (III)	411.63	17601	22931	26977	29225	SK 9382/52 - 100 AP/4	1705	D111	5.00	367	858	1.3 (I)	4.79	403	788	1552	1619	SK 1282 - 112 MP/4	109	D91	321	983	1.5 (II)	5.47	406	807	1601	1619	273	1152	1.4 (II)	6.43	407	824	1658	1619	242	1301	1.3 (I)	7.24	405	834	1702	1619	215	1469	1.0 (I)	8.21	424	894	1765	1619	213	1478	1.1 (I)	8.24	401	840	1746	1619	192	1645	1.0 (I)	9.18	411	880	1798	1619	170	1857	0.9 (I)	10.34		403	880	1840	1619	149	2109	0.9 (I)	11.76				391	872	1883	1619	435	725	3.1 (III)	4.04	533	830	1863	1619	SK 1282.1 - 112 MP/4	109	D84 – 86	336	938	2.4 (III)	5.22	551	883	1984	1619	275	1145	2.2 (III)	6.38	579	954	2095	1619	235	1342	2.1 (III)	7.47	592	997	2101	1619	213	1481	1.9 (II)	8.25	589	1006	2094	1619	181	1736	1.8 (II)	9.67	596	1047	2078	1619	161	1953	1.8 (II)	10.88	587	1048	2063	1619	144	2188	1.6 (II)	12.19	581	1058	2044	1619	128	2467	1.4 (II)	13.74	570				1063	2019	1619	105	2991	1.2 (I)	16.66	543	1053	1962	1619	90	3506	1.0 (I)	19.52	523	1040	1893	1619	435	725	3.1 (III)	4.04	533	830	1863	1619	SK 1282.1 - 112 MP/4	122	D84 – 86	336	938	2.4 (III)	5.22	551	883	1984	1619	275	1145	2.2 (III)	6.38	579	954	2095	1619																																																																																																																																																																																	
	4	58010	3.7 (III)	411.63	17601	22931	26977	29225	SK 9382/52 - 100 AP/4	1705	D111																																																																																																																																																																																																																																																																																																																																																																																																						
5.00	367	858	1.3 (I)	4.79	403	788	1552	1619	SK 1282 - 112 MP/4	109	D91																																																																																																																																																																																																																																																																																																																																																																																																						
	321	983	1.5 (II)	5.47	406	807	1601	1619																																																																																																																																																																																																																																																																																																																																																																																																									
	273	1152	1.4 (II)	6.43	407	824	1658	1619																																																																																																																																																																																																																																																																																																																																																																																																									
	242	1301	1.3 (I)	7.24	405	834	1702	1619																																																																																																																																																																																																																																																																																																																																																																																																									
	215	1469	1.0 (I)	8.21	424	894	1765	1619																																																																																																																																																																																																																																																																																																																																																																																																									
	213	1478	1.1 (I)	8.24	401	840	1746	1619																																																																																																																																																																																																																																																																																																																																																																																																									
	192	1645	1.0 (I)	9.18	411	880	1798	1619																																																																																																																																																																																																																																																																																																																																																																																																									
	170	1857	0.9 (I)	10.34	403	880	1840	1619																																																																																																																																																																																																																																																																																																																																																																																																									
	149	2109	0.9 (I)	11.76	391	872	1883	1619																																																																																																																																																																																																																																																																																																																																																																																																									
	435	725	3.1 (III)	4.04	533	830	1863	1619				SK 1282.1 - 112 MP/4	109	D84 – 86																																																																																																																																																																																																																																																																																																																																																																																																			
	336	938	2.4 (III)	5.22	551	883	1984	1619																																																																																																																																																																																																																																																																																																																																																																																																									
	275	1145	2.2 (III)	6.38	579	954	2095	1619																																																																																																																																																																																																																																																																																																																																																																																																									
	235	1342	2.1 (III)	7.47	592	997	2101	1619																																																																																																																																																																																																																																																																																																																																																																																																									
213	1481	1.9 (II)	8.25	589	1006	2094	1619																																																																																																																																																																																																																																																																																																																																																																																																										
181	1736	1.8 (II)	9.67	596	1047	2078	1619																																																																																																																																																																																																																																																																																																																																																																																																										
161	1953	1.8 (II)	10.88	587	1048	2063	1619																																																																																																																																																																																																																																																																																																																																																																																																										
144	2188	1.6 (II)	12.19	581	1058	2044	1619																																																																																																																																																																																																																																																																																																																																																																																																										
128	2467	1.4 (II)	13.74	570	1063	2019	1619																																																																																																																																																																																																																																																																																																																																																																																																										
105	2991	1.2 (I)	16.66	543	1053	1962	1619																																																																																																																																																																																																																																																																																																																																																																																																										
90	3506	1.0 (I)	19.52	523	1040	1893	1619																																																																																																																																																																																																																																																																																																																																																																																																										
435	725	3.1 (III)	4.04	533	830	1863	1619	SK 1282.1 - 112 MP/4	122	D84 – 86																																																																																																																																																																																																																																																																																																																																																																																																							
336	938	2.4 (III)	5.22	551	883	1984	1619																																																																																																																																																																																																																																																																																																																																																																																																										
275	1145	2.2 (III)	6.38	579	954	2095	1619																																																																																																																																																																																																																																																																																																																																																																																																										






5.00 hp

P_1 [hp]	n_2 [rpm]	M_2 [lb-in]	f_B (AGMA Class)	i_{ges}	F_R [lb]	F_A	$F_{R VL}$ [lb]	$F_{A VL}$	Type		 inch
5.00	235	1342	2.1 (III)	7.47	592	997	2101	1619	SK 1282.1 - 112 MP/4	122	D84 - 86
	213	1481	1.9 (II)	8.25	589	1006	2094	1619			
	181	1736	1.8 (II)	9.67	596	1047	2078	1619			
	161	1953	1.8 (II)	10.88	587	1048	2063	1619			
	144	2188	1.6 (II)	12.19	581	1058	2044	1619			
	128	2467	1.4 (II)	13.74	570	1063	2019	1619			
	105	2991	1.2 (I)	16.66	543	1053	1962	1619			
	90	3506	1.0 (I)	19.52	523	1040	1893	1619			
5.00	389	810	2.0 (III)	4.51	924	1740	1950	3372	SK 2282 - 112 MP/4	133	D92
	308	1023	1.8 (II)	5.72	975	1901	2069	3372			
	273	1155	1.7 (II)	6.43	1000	1991	2133	3372			
	235	1343	1.6 (II)	7.48	1031	2112	2213	3372			
	210	1501	1.5 (II)	8.37	1052	2165	2272	3372			
	195	1616	1.8 (II)	9.03	1085	2233	2327	3372			
	173	1824	1.7 (II)	10.15	1109	2288	2394	3372			
	149	2121	1.6 (II)	11.81	1135	2352	2477	3372			
	133	2371	1.5 (II)	13.23	1152	2396	2538	3372			
	106	2973	1.4 (II)	16.53	1198	2507	2674	3372			
	95	3323	1.3 (I)	18.51	1208	2541	2734	3372			
	80	3931	1.1 (I)	21.90	1224	2593	2825	3372			
	73	4307	0.9 (I)	23.96	1235	2629	2878	3372			
	70	4486	1.0 (I)	24.97	1224	2615	2855	3372			
	65	4814	0.8 (I)	26.83	1233	2643	2809	3372			
	59	5322	0.8 (I)	29.65	1214	2624	2730	3372			
5.00	306	1030	4.8 (III)	5.74	1116	1961	2402	3771	SK 3282 - 112 MP/4	166	D94
	259	1216	4.4 (III)	6.70	1162	2085	2508	3935			
	209	1509	4.0 (III)	8.31	1220	2259	2649	4154			
	180	1755	4.2 (III)	9.80	1272	2422	2761	4331			
	155	2039	3.6 (III)	11.38	1317	2579	2868	4496			
	125	2529	3.0 (III)	14.11	1370	2697	3018	4496			
	105	2990	2.5 (III)	16.67	1415	2795	3142	4496			
	87	3618	2.0 (III)	20.18	1461	2901	3234	4496			
	82	3838	1.7 (II)	21.38	1462	2911	3228	4496			
	78	4026	1.8 (II)	22.45	1484	2957	3224	4496			
	74	4254	1.7 (II)	23.71	1476	2951	3216	4496			
	68	4643	1.6 (II)	25.88	1497	3002	3206	4496			
	61	5147	1.5 (II)	28.70	1507	3035	3191	4496			
	55	5728	1.4 (II)	31.93	1518	3074	3172	4496			
	46	6785	1.1 (I)	37.77	1507	3085	3132	4496			
	42	7550	1.1 (I)	42.02	1505	3103	3101	4496			
5.00	97	3265	4.9 (III)	18.18	2338	4520	4831	6744	SK 4282 - 112 MP/4	200	D96
	82	3853	3.9 (III)	21.45	2437	4721	5045	6744			
	78	4018	3.7 (III)	22.39	2449	4750	5089	6744			
	67	4713	3.0 (III)	26.25	2551	4946	5308	6744			
	66	4742	3.3 (III)	26.43	2546	4946	5309	6744			
	66	4797	3.0 (III)	26.72	2517	4901	5295	6744			
	55	5753	2.7 (III)	32.04	2621	4946	5540	6744			
	54	5801	2.5 (III)	32.34	2656	4946	5571	6744			
	48	6534	1.9 (II)	36.40	2652	4946	5557	6744			
	48	6614	1.9 (II)	36.81	2705	4946	5558	6744			
	46	6886	2.6 (III)	38.31	2705	4946	5553	6744			
	43	7324	1.9 (II)	40.74	2760	4946	5547	6744			
	40	7837	1.8 (II)	43.65	2744	4946	5536	6744			

Parallel shaft
gear units

5.00 hp





P_1 [hp]	n_2 [rpm]	M_2 [lb-in]	f_B (AGMA Class)	i_{ges}	F_R [lb]	F_A	$F_{R VL}$ [lb]	$F_{A VL}$	Type		 inch
5.00	39	8091	1.7 (II)	45.05	2799	4946	5533	6744	SK 4282 - 112 MP/4	200	D96
	34	9379	1.7 (II)	52.20	2808	4946	5506	6744			
	28	11069	1.4 (II)	61.60	2871	4946	5469	6744			
	23	13540	1.0 (I)	75.39	2911	4946	5405	6744			
	23	13771	1.0 (I)	76.70	2853	4946	5396	6744			
	19	16253	0.9 (I)	90.52	2873	4946	5320	6744			
	26	11986	0.9 (I)	66.65	2837	4946	5445	6744	SK 4382 - 112 MP/4	233	D97
	20	15582	1.1 (I)	86.83	2822	4946	5340	6744			
	17	18648	0.9 (I)	103.82	2785	4946	5232	6744			
	15	21283	0.8 (I)	118.38	2716	4946	5124	6744			
	58	5472	4.7 (III)	30.50	3853	7194	7810	8992	SK 5282 - 112 MP/4	279	D98
	53	5999	3.4 (III)	33.43	3923	7194	7973	8992			
	50	6366	3.8 (III)	35.46	3971	7194	8096	8992			
	43	7324	3.0 (III)	40.80	4113	7194	8387	8992			
	42	7534	3.8 (III)	41.94	4144	7194	8461	8992			
	37	8488	2.5 (III)	47.27	4238	7194	8468	8992			
	34	9238	3.1 (III)	51.49	4359	7194	8461	8992			
	32	9975	2.2 (III)	55.55	4396	7194	8449	8992			
	31	10045	2.3 (III)	55.90	4408	7194	8449	8992			
	26	12317	2.1 (III)	68.63	4616	7194	8416	8992			
	21	14666	1.1 (I)	81.61	4715	7194	8373	8992			
	19	16487	1.5 (II)	91.81	4785	7194	8336	8992			
	18	17983	1.1 (I)	100.19	4898	7194	8308	8992			
	13	24071	1.0 (I)	134.03	4958	7194	8148	8992			
	12	25279	1.1 (I)	142.18	4694	7194	8115	8992	SK 5282/12 - 112 MP/4	301	D110
	10	30995	0.9 (I)	174.55	4697	7194	7928	8992			
	21	14823	1.7 (II)	82.72	4765	7194	8372	8992	SK 5382 - 112 MP/4	321	D99
	19	16432	1.6 (II)	91.71	4839	7194	8341	8992			
	15	21057	1.2 (I)	117.37	4884	7194	8230	8992			
	13	24920	1.1 (I)	138.82	4980	7194	8126	8992			
	11	27625	1.0 (I)	153.92	4993	7194	8041	8992			
	10	30770	0.8 (I)	171.27	4734	7194	7930	8992			
	27	11753	2.5 (III)	65.44	7122	10454	12393	13489	SK 6282 - 112 MP/4	464	D100
	22	14411	2.5 (III)	80.33	7506	10454	12366	13489			
	34	9160	4.9 (III)	51.07	6677	10454	12418	13489	SK 6382 - 112 MP/4	458	D101
	29	10712	4.5 (III)	59.66	6942	10454	12403	13489			
	24	13183	3.7 (III)	73.50	7290	10454	12376	13489			
	23	13521	3.9 (III)	75.18	7359	10454	12374	13489			
	19	16642	3.2 (III)	92.63	7702	10454	12335	13489			
	15	20612	2.5 (III)	114.79	8037	10454	12279	13489			
	14	22775	1.8 (II)	126.87	8138	10454	12243	13489			
	11	28750	1.8 (II)	159.88	8491	10454	12136	13489			
	10	30771	1.6 (II)	171.34	8507	10454	12092	13489			
	8	38113	1.1 (I)	212.33	8465	10454	11924	13489			
	8	40551	0.9 (I)	225.79	8232	10454	11865	13489			
	7	45183	0.9 (I)	251.76	7727	10454	11733	13489			
	7	48111	1.1 (I)	267.59	7360	10454	11650	13489			
	6	57036	0.9 (I)	317.28	5928	10454	11351	13489			

Parallel shaft
gear units




5.00 hp

P_1 [hp]	n_2 [rpm]	M_2 [lb-in]	f_B (AGMA Class)	i_{ges}	F_R [lb]	F_A	$F_{R VL}$ [lb]	$F_{A VL}$	Type		 inch
5.00	6	53312	0.9 (I)	298.46	6594	10454	11482	13489	SK 6382/22 - 112 MP/4	499	D110
	11	28227	1.5 (II)	159.23	8451	10454	12143	13489	SK 6382/32 - 112 MP/4	524	D110
	9	33952	1.2 (I)	191.51	8643	10454	12023	13489			
	8	39702	1.1 (I)	223.73	8315	10454	11883	13489			
	22	14141	4.6 (III)	78.81	8161	13039	14244	17985			
	19	16709	4.0 (III)	93.18	8522	13039	14222	17985	SK 7382 - 112 MP/4	618	D103
	16	19128	3.5 (III)	106.59	8792	13039	14198	17985			
	14	22107	3.0 (III)	123.37	9074	13039	14165	17985			
	12	26991	2.5 (III)	150.57	9447	13039	14105	17985			
	11	29110	1.9 (II)	162.17	9529	13039	14073	17985			
	9	36759	1.8 (II)	204.99	9959	13039	13957	17985			
	8	38865	1.9 (II)	216.43	9970	13039	13918	17985			
6	49076	1.4 (II)	273.57	10322	13039	13724	17985				
5	60758	1.1 (I)	338.79	9890	13039	13451	17985				
5	66832	0.9 (I)	376.26	9500	13039	13288	17985	SK 7382/22 - 112 MP/4	660	D110	
4	77238	0.8 (I)	435.50	8756	13039	12975	17985				
8	39614	1.6 (II)	223.20	10043	13039	13905	17985	SK 7382/32 - 112 MP/4	685	D110	
6	52412	1.2 (I)	295.54	10341	13039	13647	17985				
14	22493	4.8 (III)	125.38	11325	16411	19282	22481	SK 8382 - 112 MP/4	894	D105	
12	25841	4.3 (III)	143.91	11711	16411	19260	22481				
9	36060	2.7 (III)	201.00	12556	16411	19175	22481				
6	57119	2.0 (III)	318.31	13623	16411	18938	22481				
5	69380	1.6 (II)	386.68	14084	16411	18764	22481				
3	108368	1.0 (I)	612.94	12721	16411	17980	22481	SK 8382/32 - 112 MP/4	960	D110	
2	127283	0.8 (I)	718.43	11492	16411	17478	22481				
9	33135	3.2 (III)	185.94	12388	16411	19201	22481	SK 8382/42 - 112 MP/4	993	D111	
8	38893	2.8 (III)	223.40	12803	16411	19148	22481				
6	52486	2.0 (III)	294.43	13510	16411	18998	22481				
5	61607	1.7 (II)	346.66	13832	16411	18877	22481				
4	83278	1.3 (I)	468.52	14072	16411	18519	22481				
3	97749	1.1 (I)	551.02	13328	16411	18225	22481				
4	80088	2.7 (III)	449.57	17189	22931	26977	29225	SK 9382/42 - 112 MP/4	1659	D111	
3	109924	1.9 (II)	618.30	18078	22931	26977	29225				
2	127072	1.7 (II)	715.38	18400	22931	26977	29225				
2	157325	1.4 (II)	886.49	18474	22931	26977	29225				
1	209138	1.0 (I)	1178.81	18829	22931	26977	29225				
1	251827	0.8 (I)	1419.20	17906	22931	26977	29225				
6	52257	4.1 (III)	294.54	15665	22931	26977	29225	SK 9382/52 - 112 MP/4	1723	D111	
4	72917	2.9 (III)	411.63	16891	22931	26977	29225				

Parallel shaft
gear units

7.50 hp





P_1 [hp]	n_2 [rpm]	M_2 [lb-in]	f_B (AGMA Class)	i_{ges}	F_R [lb]	F_A	$F_{R VL}$ [lb]	$F_{A VL}$	Type		 inch		
7.50	390	1213	3.4 (III)	4.48	993	1689	2202	3453	SK 3282 - 132 SP/4	209	D94		
	309	1531	3.2 (III)	5.74	1042	1815	2332	3655					
	261	1809	3.0 (III)	6.70	1074	1908	2427	3801					
	211	2244	2.7 (III)	8.31	1111	2030	2550	3989					
	181	2610	2.8 (III)	9.80	1153	2158	2651	4150					
	156	3032	2.4 (III)	11.38	1181	2269	2744	4294					
	126	3762	2.0 (III)	14.11	1203	2402	2866	4479					
	106	4447	1.7 (II)	16.67	1222	2470	2966	4496					
	88	5380	1.4 (II)	20.18	1232	2517	3074	4496					
	83	5708	1.1 (I)	21.38	1215	2495	3092	4496					
	79	5987	1.2 (I)	22.45	1232	2534	3132	4496					
	75	6327	1.1 (I)	23.71	1203	2491	3138	4496					
	68	6906	1.1 (I)	25.88	1205	2511	3127	4496					
	62	7656	1.0 (I)	28.70	1182	2491	3096	4496					
	55	8519	0.9 (I)	31.93	1161	2475	3056	4496					
140	3383	4.6 (III)	12.68	1997	3869	4266	6744	SK 4282 - 132 SP/4	243	D96			
117	4057	3.9 (III)	15.20	2083	4057	4469	6744						
97	4856	3.3 (III)	18.18	2157	4217	4666	6744						
82	5731	2.6 (III)	21.45	2229	4374	4855	6744						
79	5976	2.5 (III)	22.39	2228	4379	4888	6744						
67	7010	2.0 (III)	26.25	2302	4543	5081	6744						
67	7053	2.2 (III)	26.43	2292	4527	5078	6744						
66	7134	2.0 (III)	26.72	2243	4441	5047	6744						
55	8557	1.8 (II)	32.04	2303	4588	5254	6744						
55	8628	1.7 (II)	32.34	2351	4675	5300	6744						
49	9718	1.3 (I)	36.40	2281	4579	5349	6744						
48	9838	1.3 (I)	36.81	2354	4712	5420	6744						
46	10241	1.7 (II)	38.31	2330	4680	5437	6744						
43	10893	1.3 (I)	40.74	2377	4781	5474	6744						
41	11655	1.2 (I)	43.65	2314	4688	5453	6744						
39	12034	1.2 (I)	45.05	2376	4808	5446	6744						
34	13949	1.2 (I)	52.20	2300	4717	5391	6744						
29	16462	1.0 (I)	61.60	2286	4749	5313	6744						
94	5038	4.6 (III)	18.88	3242	6281	6722	8992	SK 5282 - 132 SP/4	322	D98			
71	6665	3.9 (III)	25.00	3463	6754	7219	8992						
58	8138	3.2 (III)	30.50	3616	7092	7583	8992						
53	8922	2.3 (III)	33.43	3654	7067	7713	8992						
50	9468	2.5 (III)	35.46	3681	7194	7822	8992						
43	10893	2.0 (III)	40.80	3786	7194	8074	8992						
42	11205	2.5 (III)	41.94	3810	7194	8147	8992						
37	12624	1.7 (II)	47.27	3855	7194	8341	8992						
34	13739	2.1 (III)	51.49	3964	7194	8392	8992						
32	14835	1.5 (II)	55.55	3954	7194	8369	8992						
32	14940	1.5 (II)	55.90	3966	7194	8368	8992						
26	18319	1.4 (II)	68.63	4093	7194	8301	8992						
19	24521	1.0 (I)	91.81	4062	7194	8135	8992						
21	22046	1.1 (I)	82.72	4138	7194	8209	8992				SK 5382 - 132 SP/4	364	D99
19	24439	1.1 (I)	91.71	4145	7194	8143	8992						
45	10534	2.7 (III)	39.48	5923	10318	12090	13489	SK 6282 - 132 SP/4	507	D100			
36	13297	2.7 (III)	49.75	6260	10454	12376	13489						
29	16304	2.5 (III)	61.08	6569	10454	12342	13489						
27	17480	1.7 (II)	65.44	6609	10454	12324	13489						
22	21433	1.7 (II)	80.33	6901	10454	12270	13489						

Parallel shaft
gear units




7.50 hp



P_1 [hp]	n_2 [rpm]	M_2 [lb-in]	f_B (AGMA Class)	i_{ges}	F_R [lb]	F_A [lb]	$F_{R VL}$ [lb]	$F_{A VL}$ [lb]	Type		 inch
7.50	57	8252	4.9 (III)	30.91	5588	9680	11359	13489	SK 6382 - 132 SP/4	500	D101
	49	9686	4.2 (III)	36.34	5808	10098	11836	13489			
	42	11327	3.6 (III)	42.46	6021	10454	12311	13489			
	35	13624	3.3 (III)	51.07	6265	10454	12371	13489			
	30	15931	3.1 (III)	59.66	6462	10454	12343	13489			
	24	19608	2.5 (III)	73.50	6704	10454	12292	13489			
	24	20110	2.6 (III)	75.18	6771	10454	12287	13489			
	19	24751	2.1 (III)	92.63	6983	10454	12211	13489			
	15	30656	1.7 (II)	114.79	7150	10454	12098	13489			
	14	33873	1.2 (I)	126.87	7137	10454	12025	13489			
11	42759	1.2 (I)	159.88	7261	10454	11806	13489				
10	45766	1.1 (I)	171.34	7162	10454	11716	13489				
11	42133	1.0 (I)	159.23	7202	10454	11819	13489	SK 6382/32 - 132 SP/4	567	D110	
9	50679	0.8 (I)	191.51	7002	10454	11564	13489				
39	12034	3.2 (III)	45.02	6731	12052	14262	17985	SK 7282 - 132 SP/4	646	D102	
31	15196	3.2 (III)	56.91	7134	12838	14236	17985				
25	18641	2.8 (III)	69.73	7506	13039	14205	17985				
33	14266	4.4 (III)	53.38	7032	12632	14245	17985	SK 7382 - 132 SP/4	661	D103	
30	15896	3.9 (III)	59.52	7179	12946	14228	17985				
26	18198	3.5 (III)	68.10	7389	13039	14206	17985				
22	21032	3.1 (III)	78.81	7607	13039	14175	17985				
19	24850	2.7 (III)	93.18	7885	13039	14132	17985				
17	28449	2.3 (III)	106.59	8065	13039	14085	17985				
14	32879	2.0 (III)	123.37	8237	13039	14020	17985				
12	40143	1.7 (II)	150.57	8429	13039	13899	17985				
11	43296	1.3 (I)	162.17	8408	13039	13837	17985				
9	54671	1.2 (I)	204.99	8582	13039	13600	17985				
8	57804	1.3 (I)	216.43	8482	13039	13520	17985				
6	72991	0.9 (I)	273.57	8491	13039	13108	17985				
8	59130	1.1 (I)	223.20	8510	13039	13487	17985	SK 7382/32 - 132 SP/4	728	D110	
30	15867	3.6 (III)	59.44	8887	15518	18832	22481	SK 8282 - 132 SP/4	928	D104	
25	19272	3.6 (III)	72.21	9356	16393	19842	22481				
19	24246	4.4 (III)	90.94	9835	16411	19269	22481	SK 8382 - 132 SP/4	937	D105	
17	27542	3.9 (III)	103.21	10110	16411	19246	22481				
15	31641	3.5 (III)	118.47	10401	16411	19213	22481				
14	33453	3.2 (III)	125.38	10570	16411	19200	22481				
12	38433	2.9 (III)	143.91	10848	16411	19154	22481				
12	40797	2.9 (III)	152.83	10894	16411	19129	22481				
10	49554	2.3 (III)	185.66	11301	16411	19036	22481				
9	53632	1.8 (II)	201.00	11333	16411	18984	22481				
7	64622	1.8 (II)	242.02	11552	16411	18833	22481				
6	78493	1.4 (II)	294.01	11815	16411	18610	22481				
6	84953	1.4 (II)	318.31	11703	16411	18487	22481				
5	103188	1.1 (I)	386.68	11816	16411	18108	22481				
9	49460	2.2 (III)	185.94	11250	16411	19034	22481	SK 8382/42 - 132 SP/4	1036	D111	
8	58054	1.8 (II)	223.40	11472	16411	18926	22481				
6	78345	1.4 (II)	294.43	11724	16411	18608	22481				
5	91958	1.2 (I)	346.66	11741	16411	18348	22481				
4	124307	0.9 (I)	468.52	11460	16411	17563	22481				

Parallel shaft
gear units

7.50 hp

10.0 hp



P_1 [hp]	n_2 [rpm]	M_2 [lb-in]	f_B (AGMA Class)	i_{ges}	F_R [lb]	F_A	$F_{R VL}$ [lb]	$F_{A VL}$	Type						
7.50	10	46742	4.8 (III)	175.05	15673	22931	26977	29225	SK 9382 - 132 SP/4	1603	D107				
	9	54655	3.6 (III)	204.68	16246	22931	26977	29225							
	6	77698	2.7 (III)	291.25	17343	22931	26977	29225							
	5	94047	2.4 (III)	352.36	18070	22931	26977	29225							
	7.50	4	119544	1.8 (II)	449.57	15197	22931	26977	29225	SK 9382/42 - 132 SP/4	1702	D111			
		3	164080	1.3 (I)	618.30	15360	22931	26977	29225						
		2	189677	1.1 (I)	715.38	15264	22931	26977	29225						
		2	234833	0.9 (I)	886.49	14475	22931	26977	29225						
	7.50	6	78003	2.7 (III)	294.54	14310	22931	26977	29225	SK 9382/52 - 132 SP/4	1766	D111			
		4	108840	2.0 (III)	411.63	15073	22931	26977	29225						
	10.00	389	1622	2.5 (III)	4.48	936	1585	2153	3371	SK 3282 - 132 MP/4	225	D94			
		308	2048	2.4 (III)	5.74	969	1680	2270	3551						
261		2418	2.2 (III)	6.70	989	1744	2353	3677							
210		3001	2.0 (III)	8.31	1005	1817	2457	3834							
181		3490	2.1 (III)	9.80	1036	1916	2549	3980							
155		4054	1.8 (II)	11.38	1048	1983	2628	4100							
125		5030	1.5 (II)	14.11	1037	2029	2721	4237							
106		5946	1.3 (I)	16.67	1029	2077	2797	4352							
88		7194	1.0 (I)	20.18	1004	2104	2873	4466							
83		7632	0.8 (I)	21.38	968	2046	2874	4459							
79		8006	0.9 (I)	22.45	980	2103	2910	4496							
74		8460	0.8 (I)	23.71	929	2007	2897	4487							
68		9234	0.8 (I)	25.88	912	2015	2930	4496							
10.00		324	1944	4.7 (III)	5.43	1562	2658	3370	5494				SK 4282 - 132 MP/4	258	D96
		291	2168	4.9 (III)	6.06	1601	2756	3465	5647						
		248	2545	4.2 (III)	7.13	1658	2906	3607	5876						
		212	2976	3.8 (III)	8.33	1711	3059	3747	6102						
		191	3295	4.4 (III)	9.23	1770	3219	3861	6292						
		163	3868	3.9 (III)	10.85	1823	3396	4010	6532						
		139	4523	3.4 (III)	12.68	1870	3577	4157	6744						
	116	5425	2.9 (III)	15.20	1935	3811	4341	6744							
	97	6492	2.5 (III)	18.18	1982	3925	4513	6744							
	82	7662	1.9 (II)	21.45	2027	4038	4679	6744							
	79	7991	1.9 (II)	22.39	2012	4019	4699	6744							
	67	9373	1.5 (II)	26.25	2058	4138	4868	6744							
	67	9431	1.7 (II)	26.43	2043	4112	4860	6744							
	66	9540	1.5 (II)	26.72	1973	3990	4813	6744							
	55	11442	1.4 (II)	32.04	1989	4065	4980	6744							
	55	11537	1.2 (I)	32.34	2050	4176	5036	6744							
	48	13154	0.9 (I)	36.81	2004	4132	5114	6744							
	46	13693	1.3 (I)	38.31	1957	4060	5111	6744							
43	14565	0.9 (I)	40.74	1996	4149	5198	6744								
39	16091	0.9 (I)	45.05	1956	4109	5256	6744								
10.00	115	5494	4.2 (III)	15.38	2950	5753	6257	8992	SK 5282 - 132 MP/4	337	D98				
	100	6289	3.9 (III)	17.59	3039	5948	6471	8992							
	94	6736	3.4 (III)	18.88	3102	6076	6597	8992							
	87	7268	3.8 (III)	20.36	3131	6156	6703	8992							
	71	8912	2.9 (III)	25.00	3278	6482	7053	8992							
	58	10881	2.4 (III)	30.50	3388	6759	7379	8992							
	53	11929	1.7 (II)	33.43	3394	6640	7476	8992							
	50	12660	1.9 (II)	35.46	3400	6865	7571	8992							

Parallel shaft gear units




10.0 hp



P_1 [hp]	n_2 [rpm]	M_2 [lb-in]	f_B (AGMA Class)	i_{ges}	F_R [lb]	F_A [lb]	$F_{R VL}$ [lb]	$F_{A VL}$ [lb]	Type		
10.00	43	14565	1.5 (II)	40.80	3468	6834	7783	8992	SK 5282 - 132 MP/4	337	D98
	42	14983	1.9 (II)	41.94	3485	7097	7855	8992			
	34	18371	1.6 (II)	51.49	3578	7194	8201	8992			
	32	19836	1.1 (I)	55.55	3520	7041	8224	8992			
	77	8179	4.9 (III)	22.95	5040	8741	10377	13489	SK 6282 - 132 MP/4	523	D100
	68	9291	4.3 (III)	26.05	5196	9038	10721	13489			
	59	10674	3.8 (III)	29.90	5364	9364	11102	13489			
	45	14085	2.0 (III)	39.48	5618	9922	11815	13489			
	35	17779	2.0 (III)	49.75	5884	10454	12320	13489			
	29	21800	1.8 (II)	61.08	6122	10454	12264	13489			
	72	8719	4.8 (III)	24.42	5076	8833	10511	13489	SK 6382 - 132 MP/4	516	D101
	62	10235	4.0 (III)	28.72	5264	9199	10942	13489			
	57	11034	3.6 (III)	30.91	5350	9370	11146	13489			
	49	12951	3.1 (III)	36.34	5528	9734	11585	13489			
	42	15145	2.7 (III)	42.46	5693	10082	12015	13489			
	35	18217	2.5 (III)	51.07	5870	10454	12312	13489			
30	21302	2.3 (III)	59.66	6000	10454	12266	13489				
24	26217	1.9 (II)	73.50	6132	10454	12182	13489				
23	26890	2.0 (III)	75.18	6199	10454	12172	13489				
19	33095	1.6 (II)	92.63	6277	10454	12045	13489				
15	40991	1.3 (I)	114.79	6275	10454	11854	13489				
14	45292	0.9 (I)	126.87	6147	10454	11729	13489				
11	57174	0.9 (I)	159.88	5901	10454	11346	13489				
51	12388	4.1 (III)	34.64	6124	10990	13593	17985	SK 7282 - 132 MP/4	661	D102	
39	16091	2.4 (III)	45.02	6427	11646	14226	17985				
31	20319	2.4 (III)	56.91	6759	12336	14185	17985				
25	24925	2.1 (III)	69.73	7060	12971	14134	17985				
48	13195	4.4 (III)	36.92	6159	11093	13765	17985	SK 7382 - 132 MP/4	677	D103	
38	16662	3.8 (III)	46.66	6502	11784	14223	17985				
33	19075	3.3 (III)	53.38	6679	12161	14198	17985				
30	21255	2.9 (III)	59.52	6776	12407	14173	17985				
26	24333	2.6 (III)	68.10	6928	12762	14136	17985				
22	28122	2.3 (III)	78.81	7072	13039	14087	17985				
19	33228	2.0 (III)	93.18	7267	13039	14014	17985				
17	38040	1.8 (II)	106.59	7356	13039	13936	17985				
14	43963	1.5 (II)	123.37	7417	13039	13828	17985				
12	53676	1.2 (I)	150.57	7427	13039	13623	17985				
11	57891	1.0 (I)	162.17	7300	13039	13518	17985				
9	73101	0.9 (I)	204.99	7214	13039	13105	17985				
30	21215	2.7 (III)	59.44	8536	15061	18522	22481	SK 8282 - 132 MP/4	944	D104	
24	25769	2.7 (III)	72.21	8941	15850	19473	22481				
27	23266	4.3 (III)	65.22	8710	15408	18953	22481	SK 8382 - 132 MP/4	952	D105	
23	27033	4.0 (III)	75.69	8983	15971	19249	22481				
19	32420	3.3 (III)	90.94	9296	16411	19207	22481				
17	36826	2.9 (III)	103.21	9498	16411	19168	22481				
15	42308	2.6 (III)	118.47	9697	16411	19114	22481				
14	44731	2.4 (III)	125.38	9844	16411	19090	22481				
12	51389	2.2 (III)	143.91	10012	16411	19014	22481				
12	54550	2.1 (III)	152.83	9982	16411	18972	22481				
10	66259	1.7 (II)	185.66	10220	16411	18812	22481				
7	86407	1.3 (I)	242.02	10103	16411	18459	22481				
6	104954	1.1 (I)	294.01	10097	16411	18067	22481				

Parallel shaft
gear units

10.0 hp

15.0 hp



P_1 [hp]	n_2 [rpm]	M_2 [lb-in]	f_B (AGMA Class)	i_{ges}	F_R [lb]	F_A	$F_{R VL}$ [lb]	$F_{A VL}$	Type			
10.00	9	66253	1.6 (II)	185.94	10135	16411	18808	22481	SK 8382/42 - 132 MP/4	1052	D111	
	8	77765	1.4 (II)	223.40	10162	16411	18619	22481				
	6	104944	1.0 (I)	294.43	9952	16411	18062	22481				
	5	123180	0.9 (I)	346.66	9660	16411	17594	22481				
	13	48443	4.6 (III)	135.90	14142	22931	26977	29225	SK 9382 - 132 MP/4	1618	D107	
		12	51635	4.1 (III)	144.69	14255	22931	26977				29225
		10	62500	3.6 (III)	175.05	14918	22931	26977				29225
		9	73080	2.7 (III)	204.68	15362	22931	26977				29225
		6	103891	2.0 (III)	291.25	16037	22931	26977				29225
		5	125751	1.8 (II)	352.36	16538	22931	26977				29225
	4	160131	1.3 (I)	449.57	13229	22931	26977	29225	SK 9382/42 - 132 MP/4	1717	D111	
		3	219788	1.0 (I)	618.30	12653	22931	26977				29225
		2	254075	0.8 (I)	715.38	12133	22931	26977				29225
	6	104486	2.0 (III)	294.54	12986	22931	26977	29225	SK 9382/52 - 132 MP/4	1781	D111	
		4	145793	1.5 (II)	411.63	13282	22931	26977				29225
	15.00	376	2517	3.6 (III)	4.70	1406	2345	3154	5136	SK 4282 - 160 MP/4	326	D96
		354	2671	3.4 (III)	5.00	1422	2384	3199	5208			
		325	2908	3.2 (III)	5.43	1443	2438	3264	5312			
		292	3243	3.3 (III)	6.06	1469	2508	3347	5445			
		248	3806	2.8 (III)	7.13	1502	2608	3469	5640			
212		4451	2.5 (III)	8.33	1529	2701	3587	5826				
192		4929	2.9 (III)	9.23	1583	2840	3695	6008				
163		5786	2.6 (III)	10.85	1603	2937	3816	6200				
140		6765	2.3 (III)	12.68	1613	3020	3929	6378				
117		8114	2.0 (III)	15.20	1637	3162	4076	6617				
97		9711	1.6 (II)	18.18	1629	3247	4200	6744				
82		11461	1.3 (I)	21.45	1621	3343	4318	6744				
79		11952	1.3 (I)	22.39	1578	3268	4315	6744				
67		14020	1.0 (I)	26.25	1569	3325	4433	6744				
67		14106	1.1 (I)	26.43	1543	3280	4417	6744				
55		17256	0.8 (I)	32.34	1449	3176	4502	6744				
247		3829	5.0 (III)	7.17	2294	3978	4989	8174	SK 5282 - 160 MP/4	406	D98	
204		4642	4.5 (III)	8.70	2393	4252	5235	8586				
187		5059	4.0 (III)	9.46	2464	4430	5371	8809				
165		5728	3.9 (III)	10.71	2527	4629	5537	8992				
136	6943	3.4 (III)	13.00	2620	4953	5794	8992					
115	8217	2.8 (III)	15.38	2710	5289	6035	8992					
100	9407	2.6 (III)	17.59	2764	5541	6218	8992					
94	10075	2.3 (III)	18.88	2817	5654	6334	8992					
87	10872	2.5 (III)	20.36	2813	5686	6411	8992					
71	13330	1.9 (II)	25.00	2901	5925	6707	8992					
58	16276	1.6 (II)	30.50	2929	6080	6957	8992					
53	17843	1.1 (I)	33.43	2870	5776	6987	8992					
43	21786	1.0 (I)	40.80	2830	5781	7188	8992					
189	5005	4.9 (III)	9.39	3762	5755	7967	11158	SK 6282 - 160 MP/4	591	D100		
	95	9978	3.9 (III)	18.70	4482	7567	9554				13418	
	77	12234	3.3 (III)	22.95	4699	8261	10060				13489	
	68	13897	2.9 (III)	26.05	4809	8530	10362				13489	
	59	15966	2.5 (III)	29.90	4920	8781	10690				13489	
	45	21067	1.3 (I)	39.48	5000	9109	11244				13489	
	36	26594	1.3 (I)	49.75	5122	9476	11786				13489	
	29	32607	1.2 (I)	61.08	5221	9802	12061				13489	

Parallel shaft gear units






15.0 hp

P_1 [hp]	n_2 [rpm]	M_2 [lb-in]	f_B (AGMA Class)	i_{ges}	F_R [lb]	F_A	$F_{R VL}$ [lb]	$F_{A VL}$	Type					
15.00	72	13042	3.2 (III)	24.42	4692	8327	10155	13489	SK 6382 - 160 MP/4	584	D101			
	62	15309	2.7 (III)	28.72	4814	8606	10525	13489						
	57	16504	2.4 (III)	30.91	4865	8732	10697	13489						
	49	19372	2.1 (III)	36.34	4960	8985	11059	13489						
	42	22653	1.8 (II)	42.46	5029	9209	11402	13489						
	35	27248	1.7 (II)	51.07	5072	9431	11787	13489						
	30	31862	1.5 (II)	59.66	5067	9573	12069	13489						
	24	39215	1.3 (I)	73.50	4986	9676	11896	13489						
	24	40221	1.3 (I)	75.18	5050	9789	11874	13489						
	19	49502	1.1 (I)	92.63	4865	9773	11607	13489						
	15	61312	0.8 (I)	114.79	4527	9580	10962	13489						
	89	10660	4.8 (III)	19.97	5062	8374	11495	16605				SK 7282 - 160 MP/4	730	D102
	77	12229	4.2 (III)	22.87	5222	8818	11904	17206						
66	14362	3.6 (III)	26.89	5404	9373	12390	17925							
51	18530	2.8 (III)	34.64	5673	10340	13173	17985							
48	19880	2.9 (III)	37.27	5692	10470	13345	17985							
39	24068	1.6 (II)	45.02	5808	10810	13887	17985							
39	24387	2.1 (III)	45.67	5922	10980	14020	17985							
31	30392	1.6 (II)	56.91	5996	11307	14057	17985							
25	37282	1.4 (II)	69.73	6157	11755	13954	17985							
75	12541	4.7 (III)	23.46	5197	8809	11931	17256	SK 7382 - 160 MP/4	745	D103				
66	14380	4.1 (III)	26.88	5344	9266	12338	17860							
58	16283	3.6 (III)	30.42	5470	9703	12712	17985							
48	19737	3.0 (III)	36.92	5651	10406	13292	17985							
38	24923	2.5 (III)	46.66	5877	10939	14031	17985							
33	28532	2.2 (II)	53.38	5963	11195	14084	17985							
30	31792	2.0 (III)	59.52	5960	11306	14033	17985							
26	36396	1.8 (II)	68.10	5995	11503	13960	17985							
22	42063	1.6 (II)	78.81	5995	11672	13860	17985							
19	49701	1.3 (I)	93.18	6024	11921	13711	17985							
17	56899	1.2 (I)	106.59	5935	11977	13547	17985							
14	65758	1.0 (I)	123.37	5775	11959	13318	17985							
12	80286	0.8 (I)	150.57	5424	11774	12874	17985							
45	20892	4.0 (III)	39.11	7254	12746	16191	22481	SK 8282 - 160 MP/4	1012	D104				
37	25376	3.7 (III)	47.51	7575	13519	17005	22481							
30	31733	1.8 (II)	59.44	7820	14114	17863	22481							
25	38544	1.8 (II)	72.21	8094	14732	18694	22481							
41	23243	4.0 (III)	43.59	7448	13249	16650	22481	SK 8382 - 160 MP/4	1021	D105				
37	25527	4.2 (III)	47.80	7541	13479	16990	22481							
31	30614	3.5 (III)	57.43	7777	14012	17719	22481							
27	34801	2.9 (III)	65.22	7925	14371	18231	22481							
23	40434	2.6 (III)	75.69	8073	14768	18824	22481							
19	48493	2.2 (III)	90.94	8205	15201	19046	22481							
17	55083	1.9 (II)	103.21	8260	15463	18965	22481							
15	63282	1.7 (II)	118.47	8275	15700	18853	22481							
14	66906	1.6 (II)	125.38	8378	15929	18802	22481							
12	76865	1.4 (II)	143.91	8329	16098	18639	22481							
12	81594	1.4 (II)	152.83	8152	15962	18550	22481							
10	99108	1.1 (I)	185.66	8054	16188	18200	22481							
7	129245	0.9 (I)	242.02	7209	15587	17421	22481							

Parallel shaft
gear units

15.0 hp 20.0 hp



P_1 [hp]	n_2 [rpm]	M_2 [lb-in]	f_B (AGMA Class)	i_{ges}	F_R [lb]	F_A	$F_{R VL}$ [lb]	$F_{A VL}$	Type		 inch				
15.00	21	44434	4.8 (III)	83.19	11767	21243	23709	29225	SK 9382 - 160 MP/4	1687	D107				
	18	53783	4.2 (III)	100.89	12305	22328	24876	29225							
	15	61698	3.6 (III)	115.57	12617	22931	25669	29225							
	13	72459	3.1 (III)	135.90	12951	22931	26592	29225							
	12	77234	2.8 (III)	144.69	12944	22931	26841	29225							
	10	93485	2.4 (III)	175.05	13383	22931	26977	29225							
	9	109310	1.8 (II)	204.68	13569	22931	26977	29225							
	6	155396	1.4 (II)	291.25	13409	22931	26977	29225							
	5	188094	1.2 (I)	352.36	13463	22931	26977	29225							
	20.00	9	106707	2.0 (III)	200.69	10666	20592	24202				29225	SK 9382/52 - 160 MP/4	1850	D111
		8	124162	1.7 (II)	233.17	10614	20854	24751				29225			
		6	156567	1.4 (II)	294.54	10332	21018	25451				29225			
		4	218464	1.0 (I)	411.63	9704	21050	26350				29225			
20.00	377	3347	2.7 (III)	4.70	1304	2163	3063	4980	SK 4282 - 160 LP/4	390	D96				
	355	3551	2.6 (III)	5.00	1313	2189	3103	5043							
	326	3866	2.4 (III)	5.43	1325	2225	3159	5132							
	292	4312	2.5 (III)	6.06	1337	2267	3230	5245							
	249	5061	2.1 (III)	7.13	1348	2320	3332	5405							
	213	5918	1.9 (II)	8.33	1349	2359	3427	5552							
	192	6554	2.2 (III)	9.23	1396	2480	3529	5726							
	164	7692	2.0 (III)	10.85	1385	2505	3622	5869							
	140	8995	1.7 (II)	12.68	1358	2505	3703	5992							
	117	10789	1.5 (II)	15.20	1341	2546	3813	6170							
	98	12912	1.2 (I)	18.18	1279	2500	3889	6283							
	83	15239	1.0 (I)	21.45	1217	2460	3959	6394							
	79	15891	0.9 (I)	22.39	1147	2331	3933	6337							
	67	18755	0.8 (I)	26.43	1047	2220	3976	6403							
	20.00	411	3064	4.5 (III)	4.32	1951	3215	4300				7041	SK 5282 - 160 LP/4	470	D98
		354	3566	4.2 (III)	5.01	2019	3376	4469				7323			
		337	3743	4.1 (III)	5.29	2041	3428	4524				7415			
		312	4040	3.9 (III)	5.71	2075	3512	4610				7560			
		280	4496	4.2 (III)	6.33	2121	3631	4733				7766			
		248	5091	3.8 (III)	7.17	2172	3773	4876				8008			
204		6171	3.4 (III)	8.70	2246	3995	5099	8386							
187		6726	3.0 (III)	9.46	2312	4161	5231	8603							
166		7616	2.9 (III)	10.71	2356	4316	5378	8855							
137		9232	2.5 (III)	13.00	2413	4556	5604	8992							
115		10925	2.1 (III)	15.38	2470	4805	5815	8992							
101		12508	1.9 (II)	17.59	2490	4972	5966	8992							
94		13396	1.7 (II)	18.88	2533	5132	6073	8992							
87		14455	1.9 (II)	20.36	2497	5140	6120	8992							
71		17724	1.4 (II)	25.00	2526	5370	6362	8992							
58		21640	1.2 (I)	30.50	2472	5404	6538	8992							
53		23724	0.9 (I)	33.43	2350	4918	6502	8992							
20.00	227	5549	4.3 (III)	7.82	3457	5196	7467	10468	SK 6282 - 160 LP/4	655	D100				
	189	6655	3.7 (III)	9.39	3600	5517	7816	10968							
	144	8763	4.4 (III)	12.35	3875	6137	8417	11822							
	120	10510	3.8 (III)	14.83	4012	6516	8788	12358							
	95	13266	3.0 (III)	18.70	4196	7069	9287	13082							
	77	16266	2.5 (III)	22.95	4360	7626	9745	13489							
	68	18477	2.2 (III)	26.05	4425	7943	10005	13489							
	59	21227	1.9 (II)	29.90	4479	8200	10281	13489							

Parallel shaft gear units






20.0 hp

P_1 [hp]	n_2 [rpm]	M_2 [lb-in]	f_B (AGMA Class)	i_{ges}	F_R [lb]	F_A	$F_{R VL}$ [lb]	$F_{A VL}$	Type		
20.00	45	28010	1.0 (I)	39.48	4386	8300	10677	13489	SK 6282 - 160 LP/4	655	D100
	36	35358	1.0 (I)	49.75	4366	8481	11086	13489			
	29	43354	0.9 (I)	61.08	4324	8624	11444	13489			
	73	17341	2.4 (III)	24.42	4310	7627	9801	13489	SK 6382 - 160 LP/4	648	D101
	62	20354	2.0 (III)	28.72	4366	7992	10110	13489			
	57	21944	1.8 (II)	30.91	4383	8097	10251	13489			
	49	25757	1.6 (II)	36.34	4395	8241	10536	13489			
	42	30119	1.3 (I)	42.46	4369	8339	10792	13489			
	35	36228	1.2 (I)	51.07	4278	8386	11054	13489			
	30	42363	1.1 (I)	59.66	4140	8353	11233	13489			
	24	52140	0.9 (I)	73.50	3846	8177	11389	13489			
	24	53476	1.0 (I)	75.18	3908	8289	11476	13489			
	19	65817	0.8 (I)	92.63	2822	7928	10418	13489			
	109	11554	5.0 (III)	16.29	4579	7382	10674	15439	SK 7282 - 160 LP/4	794	D102
	89	14174	3.6 (III)	19.97	4802	7950	11250	16288			
	78	16260	3.2 (III)	22.87	4924	8316	11624	16845			
	66	19096	2.7 (III)	26.89	5055	8758	12064	17502			
	51	24637	2.1 (III)	34.64	5224	9479	12754	17985			
	48	26432	2.2 (III)	37.27	5195	9554	12883	17985			
	39	32001	1.2 (I)	45.02	5193	9948	13317	17985			
	39	32425	1.6 (II)	45.67	5333	10185	13473	17985			
	31	40409	1.2 (I)	56.91	5239	10284	13894	17985			
	25	49569	1.0 (I)	69.73	5259	10544	13720	17985			
	76	16674	3.5 (III)	23.46	4875	8264	11629	16865	SK 7382 - 160 LP/4	809	D103
	66	19119	3.1 (III)	26.88	4974	8618	11993	17413			
	58	21650	2.7 (III)	30.42	5053	8943	12322	17910			
	48	26242	2.2 (III)	36.92	5145	9445	12822	17985			
	38	33137	1.9 (II)	46.66	5254	10098	13453	17985			
	33	37936	1.7 (II)	53.38	5252	10235	13775	17985			
	30	42270	1.5 (II)	59.52	5149	10210	13856	17985			
	26	48392	1.3 (I)	68.10	5067	10251	13734	17985			
	23	55926	1.2 (I)	78.81	4923	10226	13565	17985			
	19	66081	1.0 (I)	93.18	4789	10255	13309	17985			
17	75651	0.9 (I)	106.59	4521	10071	13025	17985				
	63	20133	4.4 (III)	28.33	6451	10679	14647	21464	SK 8282 - 160 LP/4	1076	D104
	45	27778	3.0 (III)	39.11	6784	11867	15756	22481			
	37	33740	2.8 (III)	47.51	7019	12783	16490	22481			
	30	42192	1.4 (II)	59.44	7108	13173	17208	22481			
	25	51248	1.4 (II)	72.21	7251	13619	17920	22481			
	58	21897	4.9 (III)	30.92	6519	10936	14913	21872	SK 8382 - 160 LP/4	1085	D105
	50	25442	4.2 (III)	35.88	6691	11516	15445	22481			
	41	30903	3.0 (III)	43.59	6938	12404	16179	22481			
	37	33940	3.2 (III)	47.80	6967	12699	16461	22481			
	31	40704	2.6 (III)	57.43	7090	13103	17087	22481			
	27	46270	2.2 (III)	65.22	7144	13340	17514	22481			
	23	53761	2.0 (III)	75.69	7167	13572	17993	22481			
	20	64475	1.7 (II)	90.94	7120	13767	18531	22481			
	17	73237	1.5 (II)	103.21	7028	13837	18698	22481			
	15	84138	1.3 (I)	118.47	6862	13834	18502	22481			
	14	88957	1.2 (I)	125.38	6921	14007	18414	22481			
	12	102198	1.1 (I)	143.91	6657	13891	18131	22481			
	12	108486	1.1 (I)	152.83	6332	13561	17977	22481			
	10	131772	0.9 (I)	185.66	5899	13349	17353	22481			

Parallel shaft
gear units

20.0 hp
25.0 hp



P_1 [hp]	n_2 [rpm]	M_2 [lb-in]	f_B (AGMA Class)	i_{ges}	F_R [lb]	F_A	$F_{R VL}$ [lb]	$F_{A VL}$	Type						
20.00	27	46255	4.6 (III)	65.25	10566	19201	21781	27670	SK 9382 - 160 LP/4	1751	D107				
	25	51248	4.1 (III)	72.19	10761	19640	22298	28347							
	21	59078	3.6 (III)	83.19	11013	20233	23011	29225							
	18	71509	3.1 (III)	100.89	11423	21149	24060	29225							
	15	82032	2.7 (III)	115.57	11606	21673	24736	29225							
	13	96340	2.3 (III)	135.90	11765	22228	25501	29225							
	12	102688	2.1 (III)	144.69	11639	22194	25641	29225							
	10	124295	1.8 (II)	175.05	11858	22931	26618	29225							
	9	145337	1.3 (I)	204.68	11787	22931	26977	29225							
	6	206611	1.0 (I)	291.25	10795	22828	26977	29225							
5	250085	0.9 (I)	352.36	10406	22883	26977	29225								
	9	142002	1.5 (II)	200.69	8863	18186	22548	29150	SK 9382/52 - 160 LP/4	1914	D111				
	8	165231	1.3 (I)	233.17	8518	18058	22829	29225							
	6	208355	1.0 (I)	294.54	7691	17498	23032	29225							
25.00	412	3820	3.6 (III)	4.32	1877	3102	4231	6940	SK 5282 - 180 MP/4	542	D98				
	354	4445	3.4 (III)	5.01	1934	3242	4389	7206							
	338	4665	3.3 (III)	5.29	1951	3287	4440	7292							
	313	5035	3.2 (III)	5.71	1978	3358	4520	7428							
	281	5605	3.0 (III)	6.33	2013	3457	4633	7620							
	248	6346	3.0 (III)	7.17	2051	3572	4764	7843							
	205	7693	2.7 (III)	8.70	2099	3746	4964	8187							
	188	8384	2.4 (III)	9.46	2161	3900	5092	8398							
	166	9494	2.3 (III)	10.71	2186	4014	5221	8623							
	137	11507	2.0 (III)	13.00	2207	4177	5414	8964							
	116	13618	1.7 (II)	15.38	2232	4351	5595	8992							
	101	15591	1.6 (II)	17.59	2218	4437	5715	8992							
	94	16698	1.4 (II)	18.88	2251	4565	5813	8992							
	87	18018	1.5 (II)	20.36	2183	4503	5831	8992							
	71	22093	1.2 (I)	25.00	2153	4660	6020	8992							
		406	3878	4.6 (III)	4.39	2914	4161	6340				8879	SK 6282 - 180 MP/4	728	D100
		364	4334	4.4 (III)	4.88	2994	4326	6527				9144			
324		4858	4.2 (III)	5.50	3076	4486	6721	9422							
308		5112	4.0 (III)	5.78	3113	4559	6810	9548							
297		5304	4.0 (III)	5.99	3139	4612	6873	9639							
265		5953	4.4 (III)	6.74	3220	4781	7075	9928							
228		6917	3.4 (III)	7.82	3322	5005	7341	10309							
190		8295	2.9 (III)	9.39	3439	5283	7665	10779							
168		9401	4.1 (III)	10.64	3589	5588	7957	11189							
144		10923	3.6 (III)	12.35	3682	5841	8236	11594							
120		13100	3.0 (II)	14.83	3781	6149	8572	12087							
95		16536	2.4 (III)	18.70	3911	6592	9022	12749							
78		20276	2.0 (III)	22.95	4023	7028	9432	13352							
68	23032	1.7 (II)	26.05	4042	7239	9650	13489								
60	26460	1.5 (II)	29.90	4040	7450	9875	13489								
	73	21615	1.9 (II)	24.42	3930	6951	9449	13403	SK 6382 - 180 MP/4	721	D101				
	62	25371	1.6 (II)	28.72	3921	7163	9698	13489							
	58	27353	1.5 (II)	30.91	3903	7249	9807	13489							
	49	32106	1.3 (I)	36.34	3832	7392	10016	13489							
	42	37543	1.1 (I)	42.46	3712	7460	10185	13489							
	35	45158	1.0 (I)	51.07	3489	7349	10327	13489							
30	52806	0.9 (I)	59.66	3219	7141	10383	13489								

Parallel shaft
gear units






25.0 hp

P_1 [hp]	n_2 [rpm]	M_2 [lb-in]	f_B (AGMA Class)	i_{ges}	F_R [lb]	F_A	$F_{R VL}$ [lb]	$F_{A VL}$	Type		 inch
25.00	206	7649	4.9 (III)	8.66	3773	5714	8898	12858	SK 7282 - 180 MP/4	866	D102
	180	8774	4.3 (III)	9.92	3887	5960	9211	13320			
	138	11406	4.6 (III)	12.89	4158	6542	9882	14302			
	109	14402	4.0 (III)	16.29	4361	7047	10468	15172			
	89	17667	2.9 (III)	19.97	4544	7538	11008	15973			
	78	20267	2.5 (III)	22.87	4629	7831	11347	16485			
	66	23802	2.2 (III)	26.89	4708	8168	11740	17082			
51	30709	1.7 (II)	34.64	4778	8672	12339	17985				
25.00	76	20784	2.8 (III)	23.46	4554	7738	11329	16476	SK 7382 - 180 MP/4	882	D103
	66	23832	2.5 (III)	26.88	4607	7999	11651	16968			
	58	26986	2.2 (III)	30.42	4637	8224	11936	17408			
	48	32710	1.8 (II)	36.92	4643	8535	12355	17985			
	38	41305	1.5 (II)	46.66	4635	8954	12878	17985			
	33	47287	1.3 (I)	53.38	4544	9069	13118	17985			
	30	52689	1.2 (I)	59.52	4343	8929	13203	17985			
	26	60320	1.1 (I)	68.10	4144	8873	13366	17985			
	23	69712	0.9 (I)	78.81	3857	8688	13199	17985			
	19	82369	0.8 (I)	93.18	3560	8569	12803	17985			
	25.00	73	21693	4.3 (III)	24.50	5973	9688	13863			
63		25096	3.5 (III)	28.33	6119	10134	14337	21058			
25.00	58	27295	3.9 (III)	30.92	6149	10319	14570	21421	SK 8382 - 180 MP/4	1157	D105
	50	31714	3.4 (III)	35.88	6262	10772	15047	22155			
	41	38521	2.4 (III)	43.59	6430	11467	15710	22481			
	37	42306	2.5 (III)	47.80	6396	11620	15935	22481			
	31	50737	2.1 (III)	57.43	6406	12109	16458	22481			
	27	57675	1.7 (II)	65.22	6368	12314	16800	22481			
	24	67012	1.6 (II)	75.69	6266	12382	17166	22481			
	20	80367	1.3 (I)	90.94	6042	12343	17542	22481			
	17	91289	1.2 (I)	103.21	5804	12221	17750	22481			
	15	104877	1.1 (I)	118.47	5456	11979	17911	22481			
	14	110884	1.0 (I)	125.38	5472	12096	17924	22481			
	12	127389	0.9 (I)	143.91	4993	11698	17482	22481			
25.00	52	30418	4.7 (III)	34.38	7435	11886	15786	20034	SK 9282 - 180 MP/4	1812	D106
25.00	37	42796	5.0 (III)	48.44	9509	17295	19877	25253	SK 9382 - 180 MP/4	1823	D107
	32	49094	4.3 (III)	55.49	9737	17825	20505	26078			
	27	57656	3.7 (III)	65.25	9976	18412	21234	27042			
	25	63880	3.3 (III)	72.19	10109	18767	21694	27653			
	21	73640	2.9 (III)	83.19	10262	19229	22317	28490			
	18	89135	2.5 (III)	100.89	10545	19977	23250	29225			
	15	102252	2.2 (III)	115.57	10601	20331	23809	29225			
	13	120087	1.9 (II)	135.90	10587	20654	24413	29225			
	12	128000	1.7 (II)	144.69	10341	20460	24446	29225			
	10	154933	1.5 (II)	175.05	10340	20908	25222	29225			
25.00	9	177100	1.2 (I)	200.69	7071	15794	20902	27267	SK 9382/52 - 180 MP/4	1986	D111
	8	206070	1.0 (I)	233.17	6435	15278	20918	27442			
	6	259851	0.8 (I)	294.54	5067	13997	20627	27365			

Parallel shaft
gear units

30.0 hp



P_1 [hp]	n_2 [rpm]	M_2 [lb-in]	f_B (AGMA Class)	i_{ges}	F_R [lb]	F_A	$F_{R VL}$ [lb]	$F_{A VL}$	Type		 inch
30.00	412	4584	3.0 (III)	4.32	1805	2991	4165	6844	SK 5282 - 180 LP/4	542	D98
	354	5334	2.8 (III)	5.01	1850	3111	4313	7095			
	338	5598	2.8 (III)	5.29	1863	3149	4360	7175			
	313	6042	2.6 (III)	5.71	1883	3208	4434	7301			
	281	6726	2.8 (III)	6.33	1907	3289	4537	7479			
	248	7616	2.5 (III)	7.17	1931	3378	4655	7683			
	205	9231	2.3 (III)	8.70	1953	3505	4831	7993			
	188	10061	2.0 (III)	9.46	2012	3648	4956	8199			
	166	11392	1.9 (II)	10.71	2016	3724	5067	8398			
	137	13809	1.7 (II)	13.00	2001	3817	5227	8690			
	116	16342	1.4 (II)	15.38	1994	3922	5379	8966			
	101	18709	1.3 (I)	17.59	1946	3937	5467	8992			
	94	20037	1.1 (I)	18.88	1969	4037	5556	8992			
	87	21622	1.3 (I)	20.36	1868	3915	5544	8992			
	71	26511	1.0 (I)	25.00	1780	3939	5680	8992			
	406	4654	3.9 (III)	4.39	2840	4045	6272	8794	SK 6282 - 180 LP/4	728	D100
	364	5201	3.7 (III)	4.88	2912	4217	6451	9049			
	324	5829	3.5 (III)	5.50	2984	4362	6637	9315			
	308	6135	3.4 (III)	5.78	3015	4428	6720	9436			
	297	6365	3.3 (III)	5.99	3038	4475	6781	9523			
	265	7144	3.7 (III)	6.74	3106	4625	6971	9797			
	228	8300	2.9 (III)	7.82	3190	4821	7220	10158			
	190	9954	2.4 (III)	9.39	3281	5057	7520	10597			
	168	11281	3.4 (III)	10.64	3424	5348	7806	11000			
	144	13108	3.0 (III)	12.35	3490	5556	8060	11375			
	120	15720	2.5 (III)	14.83	3551	5797	8362	11823			
	95	19844	2.0 (III)	18.70	3628	6138	8763	12423			
	78	24331	1.6 (II)	22.95	3687	6464	9124	12966			
	68	27638	1.5 (II)	26.05	3661	6581	9300	13247			
	60	31752	1.3 (I)	29.90	3602	6673	9473	13489			
	73	25938	1.6 (II)	24.42	3552	6315	9102	12968	SK 6382 - 180 LP/4	721	D101
	62	30445	1.3 (I)	28.72	3476	6396	9291	13282			
	58	32823	1.2 (I)	30.91	3424	6411	9368	13416			
	49	38527	1.0 (I)	36.34	3270	6384	9502	13489			
	42	45052	0.9 (I)	42.46	3055	6259	9583	13489			
	35	54189	0.8 (I)	51.07	2698	5955	9602	13489			
	206	9178	4.1 (III)	8.66	3647	5540	8782	12709	SK 7282 - 180 LP/4	866	D102
	180	10529	3.6 (III)	9.92	3742	5757	9079	13149			
	159	11873	4.6 (III)	11.16	3890	6049	9403	13619			
	138	13687	3.8 (III)	12.89	3984	6289	9721	14095			
	109	17283	3.3 (III)	16.29	4145	6723	10270	14916			
	89	21201	2.4 (III)	19.97	4288	7141	10773	15669			
	78	24321	2.1 (III)	22.87	4335	7365	11078	16137			
	66	28563	1.8 (II)	26.89	4364	7606	11423	16673			
	51	36851	1.4 (II)	34.64	4334	7912	11930	17480			
	76	24940	2.3 (III)	23.46	4235	7234	11037	16098	SK 7382 - 180 LP/4	882	D103
	66	28598	2.0 (III)	26.88	4242	7408	11316	16535			
	58	32383	1.8 (II)	30.42	4224	7540	11556	16918			
	48	39253	1.5 (II)	36.92	4141	7681	11894	17473			
	38	49566	1.3 (I)	46.66	4017	7855	12311	17985			
	33	56744	1.1 (I)	53.38	3836	7789	12468	17985			
	30	63227	1.0 (I)	59.52	3535	7470	12461	17985			
	26	72384	0.9 (I)	68.10	3220	7192	12518	17985			

Parallel shaft gear units






30.0 hp
40.0 hp

P_1 [hp]	n_2 [rpm]	M_2 [lb-in]	f_B (AGMA Class)	i_{ges}	F_R [lb]	F_A	$F_{R VL}$ [lb]	$F_{A VL}$	Type		 inch			
30.00	102	18490	4.6 (III)	17.40	5355	8342	12548	18404	SK 8282 - 180 LP/4	1149	D104			
	84	22458	4.2 (III)	21.13	5568	8877	13161	19325						
	73	26031	3.6 (III)	24.50	5689	9249	13604	20001						
	63	30115	2.9 (III)	28.33	5789	9613	14038	20667						
	58	32754	3.3 (III)	30.92	5782	9729	14237	20985						
	50	38056	2.8 (III)	35.88	5835	10065	14661	21648	SK 8382 - 180 LP/4	1157	D105			
	41	46225	2.0 (III)	43.59	5926	10588	15251	22481						
	37	50767	2.1 (III)	47.80	5828	10614	15418	22481						
	31	60884	1.8 (II)	57.43	5724	10851	15838	22481						
	27	69210	1.4 (II)	65.22	5593	10942	16096	22481						
	24	80415	1.3 (I)	75.69	5365	10940	16348	22481						
	20	96441	1.1 (I)	90.94	4961	10733	16560	22481						
	17	109547	1.0 (I)	103.21	4577	10421	16634	22481						
	15	125853	0.9 (I)	118.47	4046	9890	16631	22481						
	14	133061	0.8 (I)	125.38	4018	10039	16799	22481						
58	32708	4.9 (III)	30.79	7004	11084	15130	19220	SK 9282 - 180 LP/4	1812	D106				
52	36502	3.9 (III)	34.38	7141	11447	15517	19727							
42	44549	4.8 (III)	41.93	8880	15660	18883	24012	SK 9382 - 180 LP/4	1823	D107				
37	51355	4.1 (III)	48.44	9076	16457	19481	24801							
32	58912	3.6 (III)	55.49	9239	17163	20052	25559							
27	69188	3.1 (III)	65.25	9392	17633	20703	26434							
25	76656	2.8 (III)	72.19	9462	17906	21104	26979							
21	88368	2.4 (III)	83.19	9517	18237	21638	27713							
18	106962	2.1 (III)	100.89	9673	18816	22453	28834							
15	122702	1.8 (II)	115.57	9599	18997	22894	29225							
13	144104	1.6 (II)	135.90	9411	19089	23340	29225							
12	153600	1.4 (II)	144.69	9045	18734	23265	29225							
10	185919	1.2 (I)	175.05	8822	18889	23837	29225							
40.00	414	6095	2.3 (III)	4.32	1660	2772	4032				6647	SK 5282 - 225 RP/4	895	D98
	355	7092	2.1 (III)	5.01	1681	2853	4158	6867						
	339	7443	2.1 (III)	5.29	1686	2877	4198	6936						
	314	8034	2.0 (III)	5.71	1692	2913	4259	7044						
	282	8942	2.1 (III)	6.33	1695	2957	4342	7193						
	249	10126	1.9 (II)	7.17	1690	2999	4435	7360						
	205	12274	1.7 (II)	8.70	1662	3037	4565	7602						
	188	13377	1.5 (II)	9.46	1713	3161	4682	7797						
	166	15147	1.5 (II)	10.71	1678	3167	4758	7943						
	137	18360	1.3 (I)	13.00	1592	3131	4852	8140						
	116	21728	1.1 (I)	15.38	1521	3116	4946	8331						
	95	26642	0.9 (I)	18.88	1408	3063	5042	8540						
	407	6188	2.9 (III)	4.39	2690	3815	6133	8618	SK 6282 - 225 RP/4	1080	D100			
	365	6916	2.8 (III)	4.88	2745	3965	6295	8854						
	325	7751	2.6 (III)	5.50	2797	4113	6463	9097						
309	8157	2.5 (III)	5.78	2819	4165	6537	9206							
298	8463	2.5 (III)	5.99	2834	4202	6591	9285							
265	9498	2.8 (III)	6.74	2878	4315	6759	9531							
228	11036	2.2 (III)	7.82	2925	4456	6974	9849							
190	13235	1.8 (II)	9.39	2964	4612	7227	10228							
168	15000	2.5 (III)	10.64	3094	4876	7500	10615							
145	17428	2.2 (III)	12.35	3108	4998	7706	10929							
121	20901	1.9 (II)	14.83	3093	5114	7938	11291							
96	26384	1.5 (II)	18.70	3063	5270	8241	11768							
78	32351	1.2 (I)	22.95	3019	5403	8506	12190							

Parallel shaft
gear units

40.0 hp



P_1 [hp]	n_2 [rpm]	M_2 [lb-in]	f_B (AGMA Class)	i_{ges}	F_R [lb]	F_A	$F_{R VL}$ [lb]	$F_{A VL}$	Type		 inch
40.00	337	7488	4.8 (III)	5.30	3121	4435	7612	11010	SK 7282 - 225 RP/4	1219	D102
	281	8959	4.4 (III)	6.36	3230	4712	7952	11515			
	238	10586	3.8 (III)	7.49	3323	4983	8272	11992			
	207	12204	3.1 (III)	8.66	3393	5191	8545	12402			
	189	13359	4.1 (III)	9.48	3512	5410	8790	12755			
	180	14000	2.7 (III)	9.92	3451	5353	8808	12798			
	160	15786	3.5 (III)	11.16	3585	5619	9119	13252			
	139	18198	2.9 (III)	12.89	3633	5787	9395	13672			
	110	22979	2.5 (III)	16.29	3714	6089	9869	14396			
	89	28189	1.8 (II)	19.97	3777	6369	10298	15054			
	78	32337	1.6 (II)	22.87	3749	6465	10534	15432			
	66	37977	1.4 (II)	26.89	3676	6529	10785	15847			
	76	33161	1.8 (II)	23.46	3599	6262	10448	15335	SK 7382 - 225 RP/4	1235	D103
	66	38024	1.5 (II)	26.88	3513	6278	10641	15662			
	59	43057	1.4 (II)	30.42	3399	6247	10793	15930			
	48	52190	1.1 (I)	36.92	3143	6091	10972	16280			
	38	65902	1.0 (I)	46.66	2786	5859	11174	16694			
	185	13656	4.2 (III)	9.67	4438	6562	10566	15488	SK 8282 - 225 RP/4	1501	D104
	137	18342	5.0 (III)	12.96	4746	7206	11396	16728			
	118	21448	3.9 (III)	15.18	4857	7498	11808	17354			
	103	24584	3.5 (III)	17.40	4940	7746	12164	17901			
	84	29861	3.1 (III)	21.13	5076	8152	12708	18731			
	73	34611	2.7 (III)	24.50	5120	8392	13081	19314			
	63	40041	2.2 (III)	28.33	5132	8600	13434	19874			
	58	43550	2.5 (III)	30.92	5049	8591	13564	20103	SK 8382 - 225 RP/4	1510	D105
	50	50600	2.1 (III)	35.88	4984	8715	13880	20625			
	41	61461	1.5 (II)	43.59	4919	8937	14328	21359			
	37	67499	1.6 (II)	47.80	4694	8746	14381	21502			
	31	80952	1.3 (I)	57.43	4367	8569	14597	21935			
	27	92022	1.1 (I)	65.22	4050	8323	14686	22164			
	24	106919	1.0 (I)	75.69	3574	7879	14712	22333			
	20	128227	0.8 (I)	90.94	2814	7077	14600	22361			
	89	28377	5.0 (III)	20.13	6006	9155	13261	16847	SK 9282 - 225 RP/4	2165	D106
	77	32727	4.4 (III)	23.15	6220	9606	13761	17497			
	66	37922	4.0 (III)	26.89	6361	9978	14219	18100			
	58	43488	3.6 (III)	30.79	6474	10317	14639	18659			
	52	48533	3.0 (III)	34.38	6549	10579	14971	19103			
	50	50126	4.2 (III)	35.61	7985	13689	17586	22409	SK 9382 - 225 RP/4	2176	D107
	43	59232	3.6 (III)	41.93	8126	14329	18188	23215			
	37	68281	3.1 (III)	48.44	8207	14859	18682	23885			
	32	78330	2.7 (III)	55.49	8245	15345	19136	24511			
	27	91992	2.3 (III)	65.25	8226	15862	19629	25206			
	25	101922	2.1 (III)	72.19	8170	16148	19916	25621			
	21	117494	1.8 (II)	83.19	8029	16249	20270	26151			
	18	142216	1.6 (II)	100.89	7932	16496	20855	27010			
	15	163145	1.4 (II)	115.57	7604	16339	21063	27383			
	13	191600	1.2 (I)	135.90	7069	15969	21192	27696			

Parallel shaft gear units



50.0 hp



P_1 [hp]	n_2 [rpm]	M_2 [lb-in]	f_B (AGMA Class)	i_{ges}	F_R [lb]	F_A	$F_{R VL}$ [lb]	$F_{A VL}$	Type		
50.00	414	7618	1.8 (II)	4.32	1515	2539	3901	6456	SK 5282 - 225 SP/4	928	D98
	355	8864	1.7 (II)	5.01	1513	2602	4005	6643			
	339	9304	1.7 (II)	5.29	1510	2612	4037	6702			
	314	10042	1.6 (II)	5.71	1502	2626	4086	6791			
	282	11178	1.7 (II)	6.33	1483	2635	4150	6911			
	249	12657	1.5 (II)	7.17	1451	2632	4217	7041			
	205	15342	1.4 (II)	8.70	1372	2588	4301	7216			
	188	16721	1.2 (I)	9.46	1415	2694	4410	7399			
	166	18934	1.2 (I)	10.71	1340	2635	4450	7493			
	137	22950	1.0 (I)	13.00	1183	2484	4480	7595			
	116	27160	0.8 (I)	15.38	1048	2364	4514	7699			
		407	7735	2.3 (III)	4.39	2543	3597	5998			
365		8644	2.2 (III)	4.88	2580	3713	6144	8664			
325		9688	2.1 (III)	5.50	2612	3832	6293	8885			
309		10196	2.0 (III)	5.78	2624	3884	6359	8983			
298		10579	2.0 (III)	5.99	2632	3922	6407	9053			
265		11873	2.2 (III)	6.74	2651	4013	6552	9271			
228		13795	1.7 (II)	7.82	2662	4101	6733	9547			
190		16544	1.5 (II)	9.39	2648	4180	6938	9866			
168		18750	2.0 (III)	10.64	2766	4419	7200	10238			
145		21785	1.8 (II)	12.35	2726	4460	7357	10491			
121		26127	1.5 (II)	14.83	2635	4460	7519	10765			
96		32980	1.2 (I)	18.70	2499	4449	7725	11120			
78	40438	1.0 (I)	22.95	2349	4413	7893	11422				
	419	7529	4.3 (III)	4.26	2856	3944	7092	10263	SK 7282 - 225 SP/4	1252	D102
	337	9360	3.8 (III)	5.30	2967	4211	7470	10827			
	281	11198	3.5 (III)	6.36	3045	4434	7783	11296			
	238	13233	3.0 (III)	7.49	3104	4641	8072	11733			
	207	15255	2.4 (III)	8.66	3141	4811	8315	12103			
	189	16699	3.3 (III)	9.48	3255	5061	8555	12451			
	180	17499	2.2 (II)	9.92	3162	4959	8543	12455			
	160	19733	2.8 (III)	11.16	3283	5202	8841	12893			
	139	22748	2.3 (III)	12.89	3284	5301	9075	13259			
	110	28724	2.0 (III)	16.29	3283	5476	9474	13886			
	89	35236	1.5 (II)	19.97	3267	5627	9829	14448			
	78	40421	1.3 (I)	22.87	3164	5606	9996	14737			
66	47471	1.1 (I)	26.89	2989	5511	10155	15032				
	76	41451	1.4 (II)	23.46	2964	5336	9865	14582	SK 7382 - 225 SP/4	1268	D103
	66	47530	1.2 (I)	26.88	2784	5210	9973	14798			
	59	53821	1.1 (I)	30.42	2574	5033	10036	14953			
	48	65238	0.9 (I)	36.92	2143	4619	10055	15094			
	258	12228	4.9 (III)	6.92	3970	5573	9568	14024	SK 8282 - 225 SP/4	1534	D104
	216	14598	4.4 (III)	8.26	4095	5906	9979	14644			
	185	17070	3.4 (III)	9.67	4193	6209	10343	15197			
	164	19206	4.7 (III)	10.86	4345	6526	10696	15718			
	137	22927	4.0 (III)	12.96	4438	6787	11116	16362			
	118	26810	3.1 (III)	15.18	4497	7001	11481	16926			
	103	30730	2.8 (III)	17.40	4527	7168	11789	17410			
	84	37326	2.5 (III)	21.13	4587	7452	12263	18148			
	73	43264	2.2 (III)	24.50	4553	7569	12565	18639			
	63	50051	1.8 (II)	28.33	4476	7634	12838	19094			

Parallel shaft
gear units

50.0 hp

60.0 hp



P_1 [hp]	n_2 [rpm]	M_2 [lb-in]	f_B (AGMA Class)	i_{ges}	F_R [lb]	F_A	$F_{R VL}$ [lb]	$F_{A VL}$	Type					
50.00	58	54437	2.0 (III)	30.92	4318	7509	12899	19233	SK 8382 - 225 SP/4	1543	D105			
	50	63249	1.7 (II)	35.88	4134	7444	13108	19614						
	41	76826	1.2 (I)	43.59	3912	7404	13413	20162						
	37	84374	1.3 (I)	47.80	3560	7025	13350	20155						
	31	101190	1.1 (I)	57.43	3006	6503	13361	20319						
	27	115028	0.9 (I)	65.22	2505	5984	13281	20327						
	24	133649	0.8 (I)	75.69	1778	5191	13080	20198						
	103	30612	4.5 (III)	17.33	5536	8348	12528	15936				SK 9282 - 225 SP/4	2198	D106
	89	35471	4.0 (III)	20.13	5647	8670	12934	16473						
	77	40909	3.6 (III)	23.15	5823	9062	13400	17085						
66	47402	3.2 (III)	26.89	5901	9339	13800	17623							
58	54360	2.9 (III)	30.79	5947	9573	14159	18111							
52	60666	2.4 (III)	34.38	5961	9740	14434	18491							
50.00	50	62657	3.4 (III)	35.61	7350	12663	17008	21748	SK 9382 - 225 SP/4	2209	D107			
	43	74040	2.9 (III)	41.93	7376	13075	17505	22434						
	37	85352	2.5 (III)	48.44	7343	13373	17893	22985						
	32	97912	2.2 (III)	55.49	7253	13592	18231	23479						
	27	114990	1.9 (II)	65.25	7061	13736	18568	23994						
	25	127403	1.7 (II)	72.19	6880	13747	18740	24278						
	21	146867	1.4 (II)	83.19	6542	13629	18914	24601						
	18	177770	1.3 (I)	100.89	6190	13718	19264	25197						
	15	203931	1.1 (I)	115.57	5607	13202	19241	25305						
	13	239501	0.9 (I)	135.90	4723	12267	19051	25257						
60.00	407	9282	1.9 (II)	4.39	2395	3384	5862	8280	SK 6282 - 225 MP/4	1191	D100			
	365	10373	1.8 (II)	4.88	2414	3469	5994	8475						
	325	11626	1.7 (II)	5.50	2427	3552	6124	8672						
	309	12236	1.7 (II)	5.78	2429	3587	6181	8759						
	298	12695	1.7 (II)	5.99	2430	3611	6222	8821						
	265	14247	1.9 (II)	6.74	2424	3679	6344	9011						
	228	16554	1.4 (II)	7.82	2398	3748	6492	9245						
	168	22500	1.7 (II)	10.64	2437	3973	6899	9861						
	145	26142	1.5 (II)	12.35	2345	3938	7007	10053						
	60.00	419	9035	3.5 (III)	4.26	2732	3774	6978				10116	SK 7282 - 225 MP/4	1329
355		10666	3.3 (III)	5.04	2795	3941	7245	10518						
337		11232	3.2 (III)	5.30	2812	3992	7328	10644						
300		12622	3.0 (III)	5.98	2846	4105	7515	10926						
281		13438	2.9 (III)	6.36	2860	4164	7614	11077						
238		15879	2.5 (III)	7.49	2886	4310	7872	11474						
207		18305	2.0 (III)	8.66	2889	4419	8084	11805						
189		20039	2.8 (III)	9.48	3000	4668	8320	12147						
180		20999	1.8 (II)	9.92	2873	4505	8278	12113						
160		23679	2.3 (III)	11.16	2980	4791	8564	12534						
139		27297	1.9 (II)	12.89	2935	4823	8755	12845						
110		34469	1.7 (II)	16.29	2853	4878	9079	13375						
89		42283	1.2 (I)	19.97	2757	4909	9361	13843						
78		48505	1.1 (I)	22.87	2579	4778	9459	14043						
76		49741	1.2 (I)	23.46	2328	4446	9281	13828	SK 7382 - 225 MP/4	1345	D103			
66	57036	1.0 (I)	26.88	2056	4189	9304	13934							
59	64585	0.9 (I)	30.42	1749	3880	9279	13974							

Parallel shaft gear units






60.0 hp
75.0 hp

P_1 [hp]	n_2 [rpm]	M_2 [lb-in]	f_B (AGMA Class)	i_{ges}	F_R [lb]	F_A	$F_{R VL}$ [lb]	$F_{A VL}$	Type		 inch			
60.00	395	9572	4.5 (III)	4.52	3517	4678	8494	12438	SK 8282 - 225 MP/4	1612	D104			
	258	14674	4.1 (III)	6.92	3795	5322	9409	13815						
	216	17517	3.7 (III)	8.26	3885	5593	9789	14395						
	185	20484	2.8 (III)	9.67	3947	5829	10121	14906						
	164	23047	4.0 (III)	10.86	4087	6173	10461	15411						
	137	27512	3.3 (III)	12.96	4129	6374	10836	15996						
	118	32172	2.6 (III)	15.18	4137	6512	11153	16497						
	103	36876	2.3 (III)	17.40	4114	6601	11414	16918						
	84	44791	2.1 (III)	21.13	4098	6770	11818	17567						
	73	51917	1.8 (II)	24.50	3986	6770	12050	17965						
	58	65324	1.6 (II)	30.92	3586	6470	12235	18363				SK 8382 - 225 MP/4	1620	D105
	50	75899	1.4 (II)	35.88	3284	6231	12335	18604						
	41	92191	1.0 (I)	43.59	2905	5958	12498	18965						
	37	101249	1.1 (I)	47.80	2426	5411	12320	18807						
175	21623	4.4 (III)	10.18	4763	6623	10822	13743	SK 9282 - 225 MP/4	2275	D106				
148	25508	4.8 (III)	12.01	4983	7084	11319	14386							
121	31129	4.2 (III)	14.70	5129	7509	11829	15058							
103	36735	3.7 (III)	17.33	5226	7861	12246	15613							
89	42565	3.3 (III)	20.13	5287	8167	12606	16099							
77	49091	3.0 (III)	23.15	5427	8526	13038	16672							
66	56883	2.7 (III)	26.89	5442	8710	13380	17145							
58	65232	2.4 (III)	30.79	5420	8845	13678	17564							
52	72799	2.0 (III)	34.38	5373	8919	13897	17881							
50	75189	2.8 (III)	35.61	6716	11670	16429	21087				SK 9382 - 225 MP/4	2286	D107	
43	88848	2.4 (III)	41.93	6626	11876	16820	21653							
37	102422	2.1 (III)	48.44	6479	11963	17106	22085							
32	117495	1.8 (II)	55.49	6261	11949	17328	22446							
25	152883	1.4 (II)	72.19	5590	11560	17563	22933							
21	176241	1.2 (I)	83.19	5054	11096	17558	23052							
18	213325	1.1 (I)	100.89	4448	10704	17676	23387							
15	244717	0.9 (I)	115.57	3609	9780	17418	23227							
75.00	395	11964	3.6 (III)	4.52	3346	4454	8338	12234	SK 8282 - 250 WP/4	1689	D104			
	258	18343	3.3 (III)	6.92	3531	4954	9169	13503						
	216	21896	2.9 (III)	8.26	3570	5140	9504	14022						
	185	25605	2.3 (III)	9.67	3580	5283	9787	14469						
	164	28809	3.2 (III)	10.86	3700	5575	10110	14950						
	137	34390	2.6 (III)	12.96	3667	5714	10416	15446						
	118	40215	2.1 (III)	15.18	3596	5789	10662	15855						
	103	46095	1.9 (II)	17.40	3494	5771	10851	16182						
	84	55989	1.7 (II)	21.13	3364	5775	11151	16694						
	73	64896	1.4 (II)	24.50	3135	5611	11277	16954						
	252	18769	4.8 (III)	7.06	4239	5663	9731	12354				SK 9282 - 250 WP/4	2352	D106
	206	22905	4.3 (III)	8.64	4375	5973	10182	12945						
	175	27029	3.5 (III)	10.18	4469	6224	10555	13436						
	148	31886	3.8 (III)	12.01	4660	6630	11025	14050						
121	38911	3.3 (III)	14.70	4735	6934	11469	14648							
103	45918	3.0 (III)	17.33	4761	7160	11822	15129							
89	53207	2.6 (III)	20.13	4748	7329	12115	15538							
77	61363	2.4 (III)	23.15	4832	7667	12495	16054							
66	71103	2.1 (III)	26.89	4753	7778	12751	16429							
58	81540	1.9 (II)	30.79	4630	7775	12957	16742							
52	90999	1.6 (II)	34.38	4491	7720	13093	16963							

Parallel shaft
gear units



75.0 hp



P_1 [hp]	n_2 [rpm]	M_2 [lb-in]	f_B (AGMA Class)	i_{ges}	F_R [lb]	F_A	$F_{R VL}$ [lb]	$F_{A VL}$	Type	 lb	 inch
75.00	50	93986	2.3 (III)	35.61	5764	10237	15561	20096	SK 9382 - 250 WP/4	2363	D107
	43	111060	1.9 (II)	41.93	5501	10159	15795	20481			
	37	128028	1.7 (II)	48.44	5182	9965	15923	20734			
	32	146868	1.4 (II)	55.49	4774	9643	15971	20896			
	25	191104	1.1 (I)	72.19	3655	8561	15798	20918			
	21	220301	1.0 (I)	83.19	2823	7666	15524	20728			
	18	266656	0.8 (I)	100.89	1837	6704	15293	20669			



UNICASE™ Parallel Shaft Gear Units



SK 0182.1



	i_{ges}	n_2 $n_1 =$ 1750 rpm [rpm]	M_{2max} $f_B = 1$ [lb-in]	W			NEMA									
				P_{1max}			$f_B \Rightarrow$ D4 - 54									
				$n_1 =$ 1750 [hp]	$n_1 =$ 1150 [hp]	$n_1 =$ 875 [hp]	56C	140TC	180TC	210TC	250TC	280TC	320TC			
SK 0182.1†	153.54	11	974	0.18	0.12	0.088	*	*								
	147.93	12	974	0.18	0.12	0.09	*	*								
W	131.56	13	974	0.21	0.14	0.10	*	*								
in	111.02	16	974	0.24	0.16	0.12	*	*								
	95.13	18	974	0.28	0.19	0.14	*	*								
	86.80	20	974	0.31	0.20	0.16	*	*								
NEMA	74.73	23	974	0.36	0.24	0.18	*	*								
in	64.03	27	974	0.42	0.28	0.21	*	*								
	58.43	30	1151	0.55	0.36	0.27	*	*								
	49.46	35	1151	0.65	0.42	0.32	*	*								
	43.98	40	1151	0.73	0.48	0.36	*	*								
	38.61	45	1151	0.83	0.54	0.41	*	*								
	34.13	51	1151	0.94	0.62	0.47	*	*								
	31.80	55	1151	1.00	0.66	0.50		*								
	27.92	63	1151	1.00	0.75	0.57		*								
	24.68	71	1151	1.00	0.82	0.63		*								
	22.43	78	1062	1.00	0.82	0.63		*								
	19.83	88	1062	1.00	0.82	0.63		*								
	16.24	108	1151	1.00	0.82	0.63		*								
	14.25	123	1151	1.00	0.82	0.63		*								
	13.05	134	1151	1.00	0.82	0.63		*								
	11.45	153	1151	1.00	0.82	0.63		*								
	10.13	173	1151	1.00	0.82	0.63		*								
	8.87	197	1151	1.00	0.82	0.63		*								
	8.18	214	1151	1.00	0.82	0.63		*								
	7.12	246	1151	1.00	0.82	0.63		*								
	6.23	281	1151	1.00	0.82	0.63		*								
	5.54	316	1062	1.00	0.82	0.63		*								
	4.85	361	1062	1.00	0.82	0.63		*								

* **Caution:** do not exceed the maximum drive power P_{1max} according to the Type W column.
 † Standard aluminum housing offering.
 The italicized power values shown are not the mechanical limit and may be increased through discussion with NORD engineering.

Parallel shaft gear units

Gear Unit	Total Weight [lbs]		
	W	56C	140TC
SK 0182.1	20	18	18



SK 0282.1

	i_{ges}	n_2 $n_1 =$ 1750 rpm [rpm]	M_{2max} $f_B = 1$ [lb-in]	W			NEMA							
				P_{1max}			$f_B \Rightarrow$ D4 - 54							
				$n_1 =$ 1750 [hp]	$n_1 =$ 1150 [hp]	$n_1 =$ 875 [hp]	56C	140TC	180TC	210TC	250TC	280TC	320TC	
SK 0282.1†	247.02	7.1	1593	0.18	0.12	0.09	*	*						
	228.16	7.7	1770	0.22	0.14	0.11	*	*						
W	201.65	8.7	1770	0.24	0.16	0.12	*	*						
	190.64	9.2	1770	0.26	0.17	0.13	*	*						
D112	161.34	11	1770	0.30	0.20	0.15	*	*						
	140.98	12	1770	0.35	0.23	0.17	*	*						
NEMA	126.98	14	1770	0.39	0.25	0.19	*	*						
	110.96	16	1770	0.44	0.29	0.22	*	*						
D113	103.89	17	1770	0.47	0.31	0.24	*	*						
	92.51	19	1770	0.53	0.35	0.27	*	*						
	75.69	23	1770	0.65	0.43	0.32	*	*						
	66.66	26	1770	0.74	0.48	0.37	*	*						
	53.03	33	1593	0.83	0.55	0.42	*	*						
	43.78	40	1770	1.12	0.74	0.56		*						
	38.14	46	1770	1.29	0.85	0.64		*						
	33.44	52	1770	1.47	0.97	0.73		*						
	29.56	59	1770	1.66	1.09	0.83		*						
	26.32	66	1770	1.87	1.23	0.93		*						
	21.53	81	1770	2.00	1.50	1.14		*						
	18.96	92	1770	2.00	1.64	1.25		*						
	18.24	96	1770	2.00	1.64	1.25		*						
	16.12	109	1770	2.00	1.64	1.25		*						
	14.36	122	1770	2.00	1.64	1.25		*						
	12.78	137	1770	2.00	1.64	1.25		*						
	11.30	155	1770	2.00	1.64	1.25		*						
	10.06	174	1770	2.00	1.64	1.25		*						
	9.18	191	1770	2.00	1.64	1.25		*						
	8.24	213	1770	2.00	1.64	1.25		*						
	6.82	257	1770	2.00	1.64	1.25		*						
	6.43	273	1593	2.00	1.64	1.25		*						
	5.47	320	1416	2.00	1.64	1.25		*						
	4.79	366	1416	2.00	1.64	1.25		*						

Parallel shaft gear units

* **Caution:** do not exceed the maximum drive power P_{1max} according to the Type W column.
 † Standard aluminum housing offering.
 The italicized power values shown are not the mechanical limit and may be increased through discussion with NORD engineering.

Total Weight [lbs]			
Gear Unit	W	56C	140TC
SK 0282.1	24	23	23

SK 1282.1



	i_{ges}	n_2 $n_1 =$ 1750 rpm [rpm]	M_{2max} $f_B = 1$ [lb-in]	W			NEMA								
				P_{1max}	$f_B \geq 1$	$f_B \Rightarrow$ D4 - 54									
				$n_1 =$ 1750 [hp]	$n_1 =$ 1150 [hp]	$n_1 =$ 875 [hp]	56C	140TC	180TC	210TC	250TC	280TC	320TC		
SK 1282.1†	24.57	71	3540	3.44	2.26	1.72		*							
W	20.96	83	3540	3.44	2.26	1.72		*							
in	19.52	90	3540	5.00	3.31	2.52				*					
\Rightarrow D112	16.66	105	3540	5.00	3.63	2.76				*					
	13.74	127	3540	5.00	3.80	2.89				*					
NEMA	12.19	144	3540	5.00	4.11	3.13				*					
in	10.88	161	3540	5.00	4.11	3.13				*					
\Rightarrow D113	9.67	181	3186	5.00	4.11	3.13				*					
	8.25	212	2832	5.00	4.11	3.13				*					
	7.47	234	2832	5.00	4.11	3.13									
	6.38	275	2522	5.00	4.11	3.13									
	5.22	335	2257	5.00	4.11	3.13									
	4.04	434	2257	5.00	4.11	3.13				*					

* Caution: do not exceed the maximum drive power P_{1max} according to the Type W column.

† Standard aluminum housing offering.

The italicized power values shown are not the mechanical limit and may be increased through discussion with NORD engineering.

Total Weight [lbs]

Gear Unit	W	56C	140TC	180TC
SK 1282.1	38	36	36	44



SK 1382.1

	i_{ges}	n_2 $n_1 =$ 1750 rpm [rpm]	M_{2max} $f_B = 1$ [lb-in]	W			NEMA							
				P_{1max}			$f_B \Rightarrow$ D4 – 54							
				$n_1 =$ 1750 [hp]	$n_1 =$ 1150 [hp]	$n_1 =$ 875 [hp]	56C	140TC	180TC	210TC	250TC	280TC	320TC	
SK 1382.1†	356.89	4.9	3186	0.25	0.16	0.12	*	*						
	304.47	5.7	3186	0.29	0.19	0.15	*	*						
W	287.37	6.1	3540	0.34	0.22	0.17	*	*						
$\frac{H}{in}$	245.16	7.1	3540	0.40	0.26	0.20	*	*						
\Rightarrow D112	217.62	8.0	3540	0.45	0.30	0.23	*	*						
	179.22	9.8	3540	0.55	0.36	0.27	*	*						
NEMA	159.09	11	3540	0.62	0.41	0.31	*	*						
$\frac{H}{in}$	135.72	13	3540	0.72	0.48	0.36	*	*						
\Rightarrow D113	121.52	14	3540	0.81	0.53	0.40	*	*						
	103.68	17	3540	0.95	0.62	0.47	*	*						
	97.22	18	3540	1.01	0.66	0.51		*						
	82.94	21	3540	1.19	0.78	0.59		*						
	68.50	26	3540	1.44	0.94	0.72		*						
	60.26	29	3540	1.63	1.07	0.82		*						
	54.32	32	3540	1.81	1.19	0.90		*	*					
	51.41	34	3540	1.91	1.26	0.96		*	*					
	44.19	40	3540	2.22	1.46	1.11		*	*					
	38.67	45	3540	2.54	1.67	1.27		*	*					
	32.99	53	3540	2.98	1.96	1.49		*	*					
	28.54	61	3540	3.44	2.26	1.72		*	*					

* Caution: do not exceed the maximum drive power P_{1max} according to the Type W column.

† Standard aluminum housing offering.


The italicized power values shown are not the mechanical limit and may be increased through discussion with NORD engineering.

Parallel shaft
gear units

Total Weight [lbs]

Gear Unit	W	56C	140TC	180TC
SK 1382.1	39	37	37	47

SK 1282



	i_{ges}	n_2 $n_1 =$ 1750 rpm [rpm]	M_{2max} $f_B = 1$ [lb-in]	W				NEMA						
				P_{1max}		$f_B \geq 1$		$f_B \Rightarrow$ D4 - 54						
				$n_1 =$ 1750 [hp]	$n_1 =$ 1150 [hp]	$n_1 =$ 875 [hp]	$n_1 =$ 580 [hp]	56C	140TC	180TC	210TC	250TC	280TC	
SK 1282	109.50	16	1850	0.47	0.31	0.23	0.16	*						
W	92.48	19	2053	0.62	0.41	0.31	0.20	*						
81.17	22	2620	0.90	0.59	0.45	0.30	*							
72.17	24	2620	1.01	0.66	0.50	0.33		*						
66.23	26	2390	1.00	0.66	0.50	0.33								
58.89	30	2505	1.18	0.78	0.59	0.39		*						
NEMA	55.39	32	2080	1.04	0.69	0.52	0.35							
49.25	36	2301	1.30	0.85	0.65	0.43		*						
46.19	38	1735	1.04	0.69	0.52	0.35								
41.07	43	1920	1.30	0.85	0.65	0.43		*						
32.08	55	2036	1.76	1.16	0.88	0.58		*						
28.33	62	1991	1.95	1.28	0.98	0.65		*						
25.22	69	1991	2.19	1.44	1.10	0.73				*				
20.57	85	1991	2.69	1.77	1.34	0.89				*				
17.21	102	1982	3.20	2.10	1.60	1.06				*				
14.11	124	1859	3.66	2.40	1.83	1.21				*				
11.76	149	1805	4.26	2.80	2.13	1.41				*				
10.34	169	1735	4.66	3.06	2.33	1.54				*				
9.18	191	1673	5.00	3.00	2.00	1.50								
8.24	212	1690	5.00	3.00	2.00	1.50								
8.21	213	1416	4.79	3.15	2.39	1.59				*				
7.24	242	1655	<i>5.00</i>	<i>3.00</i>	<i>2.00</i>	<i>1.50</i>								
6.43	272	1602	<i>5.00</i>	<i>3.00</i>	<i>2.00</i>	<i>1.50</i>								
5.47	320	1522	<i>5.00</i>	<i>3.00</i>	<i>2.00</i>	<i>1.50</i>								
4.79	365	1133	<i>5.00</i>	<i>3.00</i>	<i>2.00</i>	<i>1.50</i>								

* **Caution:** do not exceed the maximum drive power P_{1max} according to the Type W column.
The italicized power values shown are not the mechanical limit and may be increased through discussion with NORD engineering.

Parallel shaft gear units

Total Weight [lbs]

Gear Unit	W	56C	140TC	180TC
SK 1282	40	42	51	66



SK 1282/02

	i_{ges}	n_2 $n_1 =$ 1750 rpm [rpm]	M_{2max} $f_B = 1$ [lb-in]	W				NEMA						
				P_{1max}		$f_B \geq 1$		$f_B \Rightarrow$ D4 – 54						
				$n_1 =$ 1750 [hp]	$n_1 =$ 1150 [hp]	$n_1 =$ 875 [hp]	$n_1 =$ 580 [hp]	56C	140TC	180TC	210TC	250TC	280TC	
SK 1282/02	3608.19	0.49	2567	0.07	0.05	0.04	0.02	*						
	2448.65	0.71	2567	0.08	0.05	0.04	0.03	*						
W	1968.10	0.89	2567	0.09	0.06	0.04	0.03	*						
$\frac{H}{in}$	1620.65	1.1	2567	0.10	0.06	0.05	0.03	*						
\Rightarrow D112	1362.13	1.3	2567	0.11	0.07	0.05	0.04	*						
	1066.50	1.6	2567	0.12	0.08	0.06	0.04	*	*					
NEMA	826.23	2.1	2567	0.14	0.09	0.07	0.05	*	*					
$\frac{H}{in}$	663.69	2.6	2567	0.16	0.11	0.08	0.05	*	*					
\Rightarrow D116	546.50	3.2	2567	0.18	0.12	0.09	0.06	*	*					
	405.75	4.3	2567	0.23	0.15	0.11	0.08	*	*					
	328.02	5.3	2567	0.27	0.18	0.14	0.09	*	*					
	283.85	6.2	2567	0.30	0.20	0.15	0.10	*	*					
	229.08	7.6	2567	0.36	0.24	0.18	0.12	*	*					


* Caution: do not exceed the maximum drive power P_{1max} according to the Type W column.
The italicized power values shown are not the mechanical limit and may be increased through discussion with NORD engineering.

Parallel shaft
gear units

Total Weight [lbs]

Gear Unit	W	56C	140TC
SK 1282/02	57	62	68

SK 2282



	i_{ges}	n_2 $n_1 =$ 1750 rpm [rpm]	M_{2max} $f_B = 1$ [lb-in]	W				NEMA						
				P_{1max}		$f_B \geq 1$		$f_B \Rightarrow$ D4 - 54						
				$n_1 =$ 1750 [hp]	$n_1 =$ 1150 [hp]	$n_1 =$ 875 [hp]	$n_1 =$ 580 [hp]	56C	140TC	180TC	210TC	250TC	280TC	
SK 2282	127.51	14	3363	0.73	0.48	0.37	0.24	*	*					
	104.07	17	3513	0.94	0.62	0.47	0.31	*	*					
W	100.98	17	3894	1.07	0.70	0.54	0.35		*					
$\frac{H}{in}$	82.42	21	4221	1.42	0.93	0.71	0.47		*					
\Rightarrow	69.67	25	3921	1.56	1.03	0.78	0.52		*					
	63.83	27	4611	2.01	1.32	1.00	0.66							
NEMA	53.96	32	4478	2.30	1.51	1.15	0.76							
$\frac{H}{in}$	51.71	34	4611	2.48	1.63	1.24	0.82			*				
\Rightarrow	45.11	39	3983	2.45	1.61	1.23	0.81							
	43.71	40	4983	3.17	2.08	1.58	1.05			*				
	37.18	47	4071	3.04	2.00	1.52	1.01							
	36.54	48	4434	3.37	2.21	1.68	1.12			*				
	31.23	56	3938	3.50	2.30	1.75	1.16			*				
	29.65	59	4425	4.14	2.72	2.07	1.37			*				
	26.83	65	3885	4.02	2.64	2.01	1.33			*				
	24.97	70	4337	4.82	3.17	2.41	1.60			*				
	23.96	73	3850	4.46	2.93	2.23	1.48			*				
	21.90	80	4248	<i>5.00</i>	<i>3.00</i>	<i>2.00</i>	<i>1.50</i>							
	18.51	95	4301	<i>5.00</i>	<i>3.00</i>	<i>2.00</i>	<i>1.50</i>							
	16.53	106	4168	<i>5.00</i>	<i>3.00</i>	<i>2.00</i>	<i>1.50</i>							
	13.23	132	3584	<i>5.00</i>	<i>3.00</i>	<i>2.00</i>	<i>1.50</i>							
	11.81	148	3398	<i>5.00</i>	<i>3.00</i>	<i>2.00</i>	<i>1.50</i>							
	10.15	172	3151	<i>5.00</i>	<i>3.00</i>	<i>2.00</i>	<i>1.50</i>							
	9.03	194	2965	<i>5.00</i>	<i>3.00</i>	<i>2.00</i>	<i>1.50</i>							
	8.37	209	2266	<i>5.00</i>	<i>3.00</i>	<i>2.00</i>	<i>1.50</i>							
	7.48	234	2151	<i>5.00</i>	<i>3.00</i>	<i>2.00</i>	<i>1.50</i>							
	6.43	272	2000	<i>5.00</i>	<i>3.00</i>	<i>2.00</i>	<i>1.50</i>							
	5.72	306	1876	<i>5.00</i>	<i>3.00</i>	<i>2.00</i>	<i>1.50</i>				*			
	4.51	388	1646	<i>5.00</i>	<i>3.00</i>	<i>2.00</i>	<i>1.50</i>				*			

* Caution: do not exceed the maximum drive power P_{1max} according to the Type W column.
The italicized power values shown are not the mechanical limit and may be increased through discussion with NORD engineering.

Parallel shaft gear units

Total Weight [lbs]

Gear Unit	W	56C	140TC	180TC	210TC
SK 2282	77	73	82	90	90



SK 2382 SK 2282/02

	i_{ges}	n_2 $n_1 =$ 1750 rpm [rpm]	M_{2max} $f_B = 1$ [lb-in]	W				NEMA						
				P_{1max}		$f_B \geq 1$		$f_B \Rightarrow$ D4 – 54						
				$n_1 =$ 1750 [hp]	$n_1 =$ 1150 [hp]	$n_1 =$ 875 [hp]	$n_1 =$ 580 [hp]	56C	140TC	180TC	210TC	250TC	280TC	
SK 2382	763.41	2.3	3876	0.14	0.09	0.07	0.05	*						
W	623.10	2.8	4611	0.21	0.14	0.10	0.07	*						
$\frac{H}{in}$	482.56	3.6	4611	0.27	0.17	0.13	0.09	*						
\rightarrow D114	390.93	4.5	4611	0.33	0.22	0.16	0.11	*						
	330.45	5.3	4983	0.42	0.28	0.21	0.14	*						
	276.27	6.3	4894	0.49	0.32	0.25	0.16	*						
NEMA	236.11	7.4	4186	0.49	0.32	0.25	0.16	*						
$\frac{H}{in}$	185.11	9.5	4611	0.69	0.45	0.35	0.23	*	*					
\rightarrow D120	149.96	12	4611	0.85	0.56	0.43	0.28	*	*					
	131.86	13	4611	0.97	0.64	0.49	0.32	*	*					
	116.35	15	4611	1.10	0.72	0.55	0.36		*					
	98.35	18	4983	1.41	0.92	0.70	0.47		*					
	82.22	21	4965	<i>1.50</i>	<i>1.00</i>	<i>0.75</i>	<i>0.50</i>		*					
SK 2282/02	3426.39	0.51	4602	0.09	0.06	0.05	0.03	*						
W	2654.05	0.66	4602	0.10	0.07	0.05	0.03	*						
$\frac{H}{in}$	2133.20	0.82	4602	0.11	0.07	0.06	0.04	*						
\rightarrow D114	1728.15	1.0	4602	0.13	0.08	0.06	0.04	*						
	1423.06	1.2	4602	0.14	0.09	0.07	0.05	*						
	1064.71	1.6	4602	0.17	0.11	0.09	0.06	*	*					
NEMA	824.77	2.1	4602	0.21	0.14	0.10	0.07	*	*					
$\frac{H}{in}$	662.92	2.6	4602	0.25	0.16	0.12	0.08	*	*					
\rightarrow D116	514.51	3.4	4602	0.30	0.20	0.15	0.10	*	*					
	423.50	4.1	4602	0.35	0.23	0.18	0.12	*	*					
	356.28	4.9	4602	0.41	0.27	0.21	0.14	*	*					
	287.51	6.1	4602	<i>0.50</i>	<i>0.33</i>	<i>0.25</i>	<i>0.16</i>	*	*					
	215.75	8.1	4602	<i>0.50</i>	<i>0.33</i>	<i>0.25</i>	<i>0.16</i>	*	*					
	174.78	10	4602	<i>0.50</i>	<i>0.33</i>	<i>0.25</i>	<i>0.16</i>	*	*					


* Caution: do not exceed the maximum drive power P_{1max} according to the Type W column.
The italicized power values shown are not the mechanical limit and may be increased through discussion with NORD engineering.

Parallel shaft
gear units

Total Weight [lbs]

Gear Unit	W	56C	140TC
SK 2382	49	53	57
SK 2282/02	57	62	66

SK 3282



	i_{ges}	n_2 $n_1 =$ 1750 rpm [rpm]	M_{2max} $f_B = 1$ [lb-in]	W				NEMA						
				P_{1max}		$f_B \geq 1$		$f_B \Rightarrow$ D4 – 54						
				$n_1 =$ 1750 [hp]	$n_1 =$ 1150 [hp]	$n_1 =$ 875 [hp]	$n_1 =$ 580 [hp]	56C	140TC	180TC	210TC	250TC	280TC	
SK 3282	112.23	16	6815	1.69	1.11	0.84	0.56		*					
	100.88	17	7142	1.97	1.29	0.98	0.65		*					
W	88.74	20	8363	2.62	1.72	1.31	0.87							
in	79.76	22	7523	2.62	1.72	1.31	0.87							
D114	70.56	25	4991	1.96	1.29	0.98	0.65		*					
	65.89	27	6708	2.83	1.86	1.41	0.94							
NEMA	64.12	27	8983	3.89	2.56	1.95	1.29			*				
in	55.79	31	5682	2.83	1.86	1.41	0.94							
D117	52.97	33	7478	3.92	2.58	1.96	1.30			*				
	48.04	36	4885	2.82	1.86	1.41	0.94							
	44.85	39	6522	4.04	2.65	2.02	1.34			*				
	42.02	42	8222	5.43	3.57	2.72	1.80							
	38.62	45	5611	4.03	2.65	2.02	1.34			*				
	37.77	46	7390	5.43	3.57	2.72	1.80							
	31.93	55	7761	6.75	4.44	3.37	2.24				*			
	28.70	61	7700	7.45	4.90	3.72	2.47				*			
	25.88	68	7487	8.03	5.28	4.02	2.66				*			
	23.71	74	7124	8.34	5.48	4.17	2.77				*			
	22.45	78	7080	8.76	5.75	4.38	2.90				*			
	21.38	82	6390	8.30	5.45	4.15	2.75				*			
	20.18	87	7275	<i>10.00</i>	<i>7.50</i>	<i>5.00</i>	<i>3.00</i>							
	16.67	105	7443	<i>10.00</i>	<i>7.50</i>	<i>5.00</i>	<i>3.00</i>							
	14.11	124	7584	<i>10.00</i>	<i>7.50</i>	<i>5.00</i>	<i>3.00</i>							
	11.38	154	7266	<i>10.00</i>	<i>7.50</i>	<i>5.00</i>	<i>3.00</i>							
	9.80	179	7425	<i>10.00</i>	<i>7.50</i>	<i>5.00</i>	<i>3.00</i>							
	8.31	211	5983	<i>10.00</i>	<i>7.50</i>	<i>5.00</i>	<i>3.00</i>							
	6.70	261	5372	<i>10.00</i>	<i>7.50</i>	<i>5.00</i>	<i>3.00</i>							
	5.74	305	4912	<i>10.00</i>	<i>7.50</i>	<i>5.00</i>	<i>3.00</i>							
	4.48	391	4080	<i>10.00</i>	<i>7.50</i>	<i>5.00</i>	<i>3.00</i>							

* **Caution:** do not exceed the maximum drive power P_{1max} according to the Type W column.
The italicized power values shown are not the mechanical limit and may be increased through discussion with NORD engineering.

Parallel shaft gear units

Total Weight [lbs]

Gear Unit	W	56C	140TC	180TC	210TC
SK 3282	110	106	115	123	143



SK 3382 SK 3282/12


	i_{ges}	n_2 $n_1 =$ 1750 rpm [rpm]	M_{2max} $f_B = 1$ [lb-in]	W				NEMA							
				P_{1max}		$f_B \geq 1$		$f_B \Rightarrow$ D4 – 54							
				$n_1 =$ 1750 [hp]	$n_1 =$ 1150 [hp]	$n_1 =$ 875 [hp]	$n_1 =$ 580 [hp]	56C	140TC	180TC	210TC	250TC	280TC		
SK 3382	1022.42	1.7	6965	0.19	0.12	0.09	0.06	*							
	919.00	1.9	7275	0.22	0.14	0.11	0.07	*							
W	808.42	2.2	9195	0.32	0.21	0.16	0.10	*							
	726.61	2.4	8354	0.32	0.21	0.16	0.11	*							
\Rightarrow	584.13	3.0	8850	0.42	0.28	0.21	0.14	*							
	482.56	3.6	7664	0.44	0.29	0.22	0.15	*							
NEMA	408.58	4.3	7045	0.48	0.31	0.24	0.16	*							
	287.14	6.1	8301	0.80	0.53	0.40	0.27	*	*						
\Rightarrow	230.83	7.6	8850	1.06	0.70	0.53	0.35		*						
	190.69	9.2	7664	1.12	0.73	0.56	0.37		*						
	161.46	11	6974	1.20	0.79	0.60	0.40		*						
	126.93	14	6850	<i>1.50</i>	<i>1.00</i>	<i>0.75</i>	<i>0.50</i>		*	*					
	104.05	17	6505	<i>1.50</i>	<i>1.00</i>	<i>0.75</i>	<i>0.50</i>		*	*					
	89.60	20	5496	<i>1.50</i>	<i>1.00</i>	<i>0.75</i>	<i>0.50</i>		*	*					
SK 3282/12	3435.26	0.51	7965	0.12	0.08	0.06	0.04	*							
	2797.18	0.63	7965	0.13	0.09	0.07	0.04	*							
W	2248.69	0.78	7965	0.15	0.10	0.08	0.05	*							
	1697.29	1.0	7965	0.18	0.12	0.09	0.06	*	*						
\Rightarrow	1335.98	1.3	7965	0.22	0.14	0.11	0.07	*	*	*					
	1067.99	1.6	7965	0.26	0.17	0.13	0.09	*	*	*					
NEMA	853.43	2.1	7965	0.31	0.21	0.16	0.10	*	*	*					
	686.08	2.6	7965	0.38	0.25	0.19	0.12	*	*	*					
\Rightarrow	520.83	3.4	7965	0.48	0.31	0.24	0.16	*	*	*					
	461.81	3.8	7965	0.53	0.35	0.27	0.18	*	*	*					
	358.12	4.9	7965	0.67	0.44	0.34	0.22	*	*	*					
	270.39	6.5	7965	0.87	0.57	0.44	0.29	*	*	*					
	217.37	8.1	7965	1.02	0.67	0.51	0.34		*	*					
	179.57	9.7	7965	1.23	0.81	0.62	0.41		*	*					
	141.49	12	7965	1.56	1.03	0.78	0.52		*	*					
	114.23	15	7965	1.94	1.27	0.97	0.64		*	*					
	87.73	20	7965	<i>2.00</i>	<i>1.50</i>	<i>1.00</i>	<i>0.75</i>			*					

Parallel shaft gear units

* Caution: do not exceed the maximum drive power P_{1max} according to the Type W column. The italicized power values shown are not the mechanical limit and may be increased through discussion with NORD engineering.

Total Weight [lbs]				
Gear Unit	W	56C	140TC	180TC
SK 3382	115	119	126	141
SK 3282/12	119	123	130	146

SK 4282



	i_{ges}	n_2 $n_1 =$ 1750 rpm [rpm]	M_{2max} $f_B = 1$ [lb-in]	W				NEMA												
				P_{1max}		$f_B \geq 1$		$f_B \Rightarrow$ D4 - 54												
				$n_1 =$ 1750 [hp]	$n_1 =$ 1150 [hp]	$n_1 =$ 875 [hp]	$n_1 =$ 580 [hp]	56C	140TC	180TC	210TC	250TC	280TC							
SK 4282	155.40	11	11284	2.02	1.32	1.01	0.67													
W	110.78	16	14160	3.55	2.33	1.77	1.18			*										
90.52	19	14160	4.34	2.85	2.17	1.44			*											
76.70	23	14063	5.09	3.35	2.55	1.69														
75.39	23	14063	5.18	3.40	2.59	1.72					*									
61.60	28	15877	7.16	4.70	3.58	2.37					*									
NEMA	52.20	34	16089	8.56	5.62	4.28	2.84				*									
45.05	39	14107	8.69	5.71	4.35	2.88					*									
43.65	40	14160	9.01	5.92	4.50	2.99					*									
40.74	43	13771	9.39	6.17	4.69	3.11					*									
38.31	46	17700	12.83	8.43	6.41	4.25					*									
36.81	48	12390	9.35	6.14	4.67	3.10														
36.40	48	12169	9.28	6.10	4.64	3.08					*									
32.34	54	14337	12.31	8.09	6.15	4.08							*							
32.04	55	15797	13.69	9.00	6.85	4.54														
26.72	65	14160	14.71	9.67	7.36	4.88														
26.43	66	15815	16.61	10.92	8.31	5.51												*		
26.25	67	14231	15.05	9.89	7.53	4.99												*		
22.39	78	15036	18.65	12.25	9.32	6.18												*		
21.45	82	14921	19.31	12.69	9.66	6.40												*		
18.18	96	15930	<i>20.00</i>	<i>15.00</i>	<i>10.00</i>	<i>7.50</i>														
15.20	115	15930	<i>20.00</i>	<i>15.00</i>	<i>10.00</i>	<i>7.50</i>														
12.68	138	15488	<i>20.00</i>	<i>15.00</i>	<i>10.00</i>	<i>7.50</i>														
10.85	161	15045	<i>20.00</i>	<i>15.00</i>	<i>10.00</i>	<i>7.50</i>														
9.23	190	14461	<i>20.00</i>	<i>15.00</i>	<i>10.00</i>	<i>7.50</i>														
8.33	210	11257	<i>20.00</i>	<i>15.00</i>	<i>10.00</i>	<i>7.50</i>														
7.13	245	10638	<i>20.00</i>	<i>15.00</i>	<i>10.00</i>	<i>7.50</i>														
6.06	289	10620	<i>20.00</i>	<i>15.00</i>	<i>10.00</i>	<i>7.50</i>														
5.43	322	9160	<i>20.00</i>	<i>15.00</i>	<i>10.00</i>	<i>7.50</i>														
5.00	350	9160	<i>20.00</i>	<i>15.00</i>	<i>10.00</i>	<i>7.50</i>														
4.70	372	9160	<i>20.00</i>	<i>15.00</i>	<i>10.00</i>	<i>7.50</i>														

* **Caution:** do not exceed the maximum drive power P_{1max} according to the Type W column.
The italicized power values shown are not the mechanical limit and may be increased through discussion with NORD engineering.

Parallel shaft gear units

Total Weight [lbs]

Gear Unit	W	56C	140TC	180TC	210TC	250TC
SK 4282	165	154	170	170	201	223



SK 4382 SK 4282/12


	i_{ges}	n_2 $n_1 =$ 1750 rpm [rpm]	M_{2max} $f_B = 1$ [lb-in]	W				NEMA							
				P_{1max}		$f_B \geq 1$		$f_B \Rightarrow$ D4 - 54							
				$n_1 =$ 1750 [hp]	$n_1 =$ 1150 [hp]	$n_1 =$ 875 [hp]	$n_1 =$ 580 [hp]	56C	140TC	180TC	210TC	250TC	280TC		
SK 4382	1585.08	1.1	12567	0.22	0.14	0.11	0.07	*	*						
	1129.91	1.5	14160	0.35	0.23	0.17	0.12	*	*						
W	1097.48	1.6	9629	0.24	0.16	0.12	0.08	*	*						
$\frac{H}{in}$	782.32	2.2	13063	0.46	0.30	0.23	0.15	*	*						
\Rightarrow D114	654.27	2.7	10912	0.46	0.30	0.23	0.15	*	*						
	605.88	2.9	13054	0.60	0.39	0.30	0.20	*	*						
NEMA	532.44	3.3	17700	0.92	0.61	0.46	0.31	*	*						
$\frac{H}{in}$	445.23	3.9	14744	0.92	0.60	0.46	0.30	*	*						
\Rightarrow D121	412.38	4.2	17612	1.19	0.78	0.59	0.39		*						
	390.76	4.5	17700	1.26	0.83	0.63	0.42		*						
	344.84	5.1	14709	1.18	0.78	0.59	0.39		*						
	326.81	5.4	16727	1.42	0.93	0.71	0.47		*						
	302.65	5.8	18381	1.69	1.11	0.84	0.56		*						
	272.54	6.4	13912	1.42	0.93	0.71	0.47		*						
	253.12	6.9	17355	1.90	1.25	0.95	0.63		*						
	211.09	8.3	14470	1.90	1.25	0.95	0.63		*						
	191.57	9.1	17612	2.55	1.68	1.28	0.85			*					
	160.20	11	14664	2.54	1.67	1.27	0.84			*					
	140.60	12	17700	3.50	2.30	1.75	1.16			*					
	118.38	15	17700	4.15	2.73	2.08	1.38			*					
	103.82	17	17700	4.73	3.11	2.37	1.57			*					
	86.83	20	17523	<i>5.00</i>	<i>3.00</i>	<i>2.00</i>	<i>1.50</i>								
	66.65	26	10620	4.42	2.91	2.21	1.47			*					
SK 4282/12	2782.46	0.63	15930	0.21	0.14	0.11	0.07	*							
	2248.25	0.78	15930	0.25	0.16	0.13	0.08	*							
W	1830.65	0.96	15930	0.30	0.19	0.15	0.10	*							
$\frac{H}{in}$	1343.53	1.3	15930	0.38	0.25	0.19	0.13	*							
\Rightarrow D114	1110.82	1.6	15930	0.45	0.30	0.23	0.15	*	*						
	873.31	2.0	15930	0.56	0.37	0.28	0.19	*	*	*					
NEMA	698.96	2.5	15930	0.69	0.45	0.34	0.23	*	*	*					
$\frac{H}{in}$	558.54	3.1	15930	0.85	0.56	0.42	0.28	*	*	*					
\Rightarrow D117	409.92	4.3	15930	1.08	0.71	0.54	0.36		*	*					
	340.87	5.1	15930	1.30	0.85	0.65	0.43		*	*					
	302.24	5.8	15930	1.46	0.96	0.73	0.49		*	*					
	234.38	7.5	15930	1.89	1.24	0.94	0.63		*	*					
	176.96	9.9	15930	2.00	1.64	1.25	0.83			*					
	152.47	11	15930	2.90	1.91	1.45	0.96			*					
	127.52	14	15930	<i>3.00</i>	<i>2.00</i>	<i>1.50</i>	<i>1.00</i>			*					

Parallel shaft gear units

* Caution: do not exceed the maximum drive power P_{1max} according to the Type W column.
The italicized power values shown are not the mechanical limit and may be increased through discussion with NORD engineering.

Total Weight [lbs]				
Gear Unit	W	56C	140TC	180TC
SK 4382	176	171	181	190
SK 4282/12	152	157	163	179

SK 5282




	i_{ges}	n_2 $n_1 =$ 1750 rpm [rpm]	M_{2max} $f_B = 1$ [lb-in]	W				NEMA						
				P_{1max}		$f_B \geq 1$		$f_B \Rightarrow$ D4 - 54						
				$n_1 =$ 1750 [hp]	$n_1 =$ 1150 [hp]	$n_1 =$ 875 [hp]	$n_1 =$ 580 [hp]	56C	140TC	180TC	210TC	250TC	280TC	
SK 5282	134.03	13	23488	4.87	3.20	2.43	1.61			*				
	100.19	17	19883	5.51	3.62	2.76	1.83							
W	91.81	19	24417	7.38	4.85	3.69	2.45				*			
$\frac{H}{in}$	81.61	21	16178	5.50	3.62	2.75	1.82							
\Rightarrow D114	68.63	25	26285	10.63	6.99	5.32	3.52							
	55.90	31	23010	11.43	7.51	5.71	3.79							
NEMA	55.55	32	22125	11.06	7.27	5.53	3.67							
$\frac{H}{in}$	51.49	34	28630	15.44	10.15	7.72	5.12							
\Rightarrow D118	47.27	37	21240	12.48	8.20	6.24	4.14							
	41.94	42	28320	18.75	12.32	9.37	6.21							
	40.80	43	22125	15.06	9.89	7.53	4.99					*		
	35.46	49	23895	18.71	12.30	9.36	6.20							
	33.43	52	20355	16.91	11.11	8.45	5.60					*	*	
	30.50	57	25665	23.36	15.35	11.68	7.74							
	25.00	70	25665	28.50	18.73	14.25	9.45							*
	20.36	86	27435	<i>30.00</i>	<i>20.00</i>	<i>15.00</i>	<i>10.00</i>							
	18.88	93	23010	<i>30.00</i>	<i>20.00</i>	<i>15.00</i>	<i>10.00</i>							
	17.59	99	24338	<i>30.00</i>	<i>20.00</i>	<i>15.00</i>	<i>10.00</i>							
	15.38	114	23010	<i>30.00</i>	<i>20.00</i>	<i>15.00</i>	<i>10.00</i>							
	13.00	135	23267	<i>30.00</i>	<i>20.00</i>	<i>15.00</i>	<i>10.00</i>							
	10.71	163	22125	<i>30.00</i>	<i>20.00</i>	<i>15.00</i>	<i>10.00</i>							
	9.46	185	20355	<i>30.00</i>	<i>20.00</i>	<i>15.00</i>	<i>10.00</i>							
	8.70	201	20886	<i>30.00</i>	<i>20.00</i>	<i>15.00</i>	<i>10.00</i>							
	7.17	244	19125	<i>30.00</i>	<i>20.00</i>	<i>15.00</i>	<i>10.00</i>							
	6.33	276	18709	<i>30.00</i>	<i>20.00</i>	<i>15.00</i>	<i>10.00</i>							
	5.71	306	15930	<i>30.00</i>	<i>20.00</i>	<i>15.00</i>	<i>10.00</i>							
	5.29	331	15488	<i>30.00</i>	<i>20.00</i>	<i>15.00</i>	<i>10.00</i>							
	5.01	349	15045	<i>30.00</i>	<i>20.00</i>	<i>15.00</i>	<i>10.00</i>							
	4.32	405	13718	<i>30.00</i>	<i>20.00</i>	<i>15.00</i>	<i>10.00</i>							

* Caution: do not exceed the maximum drive power P_{1max} according to the Type W column.
The italicized power values shown are not the mechanical limit and may be increased through discussion with NORD engineering.

Parallel shaft gear units

Gear Unit	Total Weight [lbs]						
	W	56C	140TC	180TC	210TC	250TC	280TC
SK 5282	245	234	249	249	280	302	302



SK 5382 SK 5282/12

	i_{ges}	n_2 $n_1 =$ 1750 rpm [rpm]	M_{2max} $f_B = 1$ [lb-in]	W				NEMA							
				P_{1max}		$f_B \geq 1$		$f_B \Rightarrow$ D4 - 54							
				$n_1 =$ 1750 [hp]	$n_1 =$ 1150 [hp]	$n_1 =$ 875 [hp]	$n_1 =$ 580 [hp]	56C	140TC	180TC	210TC	250TC	280TC		
SK 5382	1367.08	1.3	23895	0.49	0.32	0.24	0.16	*	*						
	936.45	1.9	23895	0.71	0.47	0.35	0.23	*	*						
W	700.03	2.5	28320	1.12	0.74	0.56	0.37		*						
in	570.18	3.1	24780	1.21	0.79	0.60	0.40		*						
D114	525.20	3.3	28320	1.50	0.98	0.75	0.50		*						
	427.79	4.1	28320	1.84	1.21	0.92	0.61		*						
NEMA	361.69	4.8	24780	1.90	1.25	0.95	0.63		*						
in	331.48	5.3	28320	2.37	1.56	1.19	0.79			*					
D121	269.99	6.5	23895	2.46	1.61	1.23	0.81			*					
	248.70	7.0	28320	3.16	2.08	1.58	1.05			*					
	202.57	8.6	28320	3.88	2.55	1.94	1.29			*					
	171.27	10	24780	4.02	2.64	2.01	1.33			*					
	153.92	11	28320	5.11	3.36	2.55	1.69				*				
	138.82	13	28320	5.66	3.72	2.83	1.88				*				
	117.37	15	24338	5.76	3.78	2.88	1.91				*				
	91.71	19	25665	<i>7.50</i>	<i>5.00</i>	<i>3.00</i>	<i>2.50</i>				*				
	82.72	21	24736	<i>7.50</i>	<i>5.00</i>	<i>3.00</i>	<i>2.50</i>				*				
SK 5282/12	2772.22	0.63	26550	0.32	0.21	0.16	0.11	*							
	2217.67	0.79	26550	0.39	0.25	0.19	0.13	*							
W	1805.75	0.97	26550	0.46	0.30	0.23	0.15	*							
in	1334.62	1.3	26550	0.61	0.40	0.30	0.20	*	*						
D114	1095.71	1.6	26550	0.73	0.48	0.36	0.24	*	*						
	862.46	2.0	26550	0.91	0.60	0.45	0.30	*	*	*					
NEMA	689.45	2.5	26550	1.07	0.70	0.53	0.35		*	*					
in	550.94	3.2	26550	1.34	0.88	0.67	0.44		*	*					
D118	448.15	3.9	26550	1.64	1.08	0.82	0.55		*	*					
	338.35	5.2	26550	2.18	1.43	1.09	0.72			*					
	273.15	6.4	26550	2.70	1.77	1.35	0.89			*					
	232.66	7.5	26550	3.17	2.08	1.58	1.05			*					
	174.55	10	26550	4.22	2.78	2.11	1.40			*					
	142.18	12	26550	<i>5.00</i>	<i>3.00</i>	<i>2.00</i>	<i>1.50</i>			*					


Parallel shaft gear units

* Caution: do not exceed the maximum drive power P_{1max} according to the Type W column.
The italicized power values shown are not the mechanical limit and may be increased through discussion with NORD engineering.

Total Weight [lbs]

Gear Unit	W	56C	140TC	180TC	210TC
SK 5382	265	260	269	278	278
SK 5282/12	231	326	243	258	-

SK 6282



	i_{ges}	n_2 $n_1 =$ 1750 rpm [rpm]	M_{2max} $f_B = 1$ [lb-in]	W				NEMA												
				P_{1max}		$f_B \geq 1$		$f_B \Rightarrow$ D4 - 54												
				$n_1 =$ 1750 [hp]	$n_1 =$ 1150 [hp]	$n_1 =$ 875 [hp]	$n_1 =$ 580 [hp]	180TC	210TC	250TC	280TC	320TC	360TC							
SK 6282	80.33	22	36559	12.64	8.30	6.32	4.19													
W	65.44	27	29816	12.65	8.31	6.33	4.19													
	61.08	29	40135	18.25	11.99	9.12	6.05			*	*									
	49.75	35	35754	19.96	13.11	9.98	6.61			*	*									
	39.48	44	28320	19.92	13.09	9.96	6.60			*	*									
	29.90	59	40152	37.29	24.50	18.64	12.36													
NEMA	26.05	67	40117	42.76	28.10	21.38	14.17													
	22.95	76	40135	48.56	31.91	24.28	16.09							*	*					
	18.70	94	39179	58.17	38.23	29.09	19.28												*	*
	14.83	118	39604	<i>60.00</i>	<i>40.00</i>	<i>30.00</i>	<i>20.00</i>												*	*
	12.35	142	38843	<i>60.00</i>	<i>40.00</i>	<i>30.00</i>	<i>20.00</i>												*	*
	10.64	164	38179	<i>60.00</i>	<i>40.00</i>	<i>30.00</i>	<i>20.00</i>												*	*
	9.39	186	24373	<i>60.00</i>	<i>40.00</i>	<i>30.00</i>	<i>20.00</i>												*	*
	7.82	224	23736	<i>60.00</i>	<i>40.00</i>	<i>30.00</i>	<i>20.00</i>												*	*
	6.74	260	26462	<i>60.00</i>	<i>40.00</i>	<i>30.00</i>	<i>20.00</i>												*	*
	5.99	292	21169	<i>60.00</i>	<i>40.00</i>	<i>30.00</i>	<i>20.00</i>												*	*
	5.78	303	20656	<i>60.00</i>	<i>40.00</i>	<i>30.00</i>	<i>20.00</i>												*	*
	5.50	318	20275	<i>60.00</i>	<i>40.00</i>	<i>30.00</i>	<i>20.00</i>												*	*
	4.88	359	19081	<i>60.00</i>	<i>40.00</i>	<i>30.00</i>	<i>20.00</i>												*	*
	4.39	399	18001	<i>60.00</i>	<i>40.00</i>	<i>30.00</i>	<i>20.00</i>												*	*

* **Caution:** do not exceed the maximum drive power P_{1max} according to the Type W column.
The italicized power values shown are not the mechanical limit and may be increased through discussion with NORD engineering.

Parallel shaft gear units

Gear Unit	Total Weight [lbs]						
	W	180TC	210TC	250TC	280TC	320TC	360TC
SK 6282	477	448	476	531	531	562	595



SK 6382 SK 6382/22 SK 6382/32


	i_{ges}	n_2 $n_1 =$ 1750 rpm [rpm]	M_{2max} $f_B = 1$ [lb-in]	W				NEMA												
				P_{1max}		$f_B \geq 1$		$f_B \Rightarrow$ D4 - 54												
				$n_1 =$ 1750 [hp]	$n_1 =$ 1150 [hp]	$n_1 =$ 875 [hp]	$n_1 =$ 580 [hp]	56C	140TC	180TC	210TC	250TC	280TC							
SK 6382	551.58	3.2	45755	2.32	1.53	1.16	0.77													
W	445.09	3.9	36905	2.28	1.51	1.14	0.75													
$\frac{H}{in}$	393.19	4.5	52038	3.72	2.45	1.86	1.23			*										
\Rightarrow D114	317.28	5.5	49914	4.36	2.87	2.18	1.44			*										
	267.59	6.5	52038	5.37	3.54	2.68	1.77				*									
NEMA	251.76	7.0	39648	4.40	2.91	2.20	1.45			*										
$\frac{H}{in}$	225.79	7.8	35577	4.40	2.91	2.20	1.45			*										
\Rightarrow D122	212.33	8.2	41330	5.38	3.55	2.69	1.77				*									
	171.34	10	49295	7.82	5.16	3.91	2.58				*									
	159.88	11	51065	8.91	5.88	4.46	2.94				*									
	126.87	14	40533	9.00	5.94	4.50	2.97				*									
	114.79	15	52038	12.39	8.17	6.19	4.09					*								
	92.63	19	53100	16.01	10.57	8.00	5.28					*								
	75.18	23	53100	19.38	12.79	9.69	6.39					*	*							
	73.50	24	49295	18.77	12.39	9.39	6.19					*	*							
	59.66	29	48675	22.40	14.78	11.20	7.39						*	*						*
	51.07	34	44958	24.25	16.01	12.13	8.00							*	*					*
	42.46	41	40268	26.20	17.29	13.10	8.64								*	*				*
	36.34	48	40268	<i>30.00</i>	<i>19.80</i>	<i>15.00</i>	<i>9.90</i>													
	30.91	57	40268	<i>30.00</i>	<i>19.80</i>	<i>15.00</i>	<i>9.90</i>													
	28.72	61	40710	<i>30.00</i>	<i>19.80</i>	<i>15.00</i>	<i>9.90</i>													
	24.42	72	41507	<i>30.00</i>	<i>19.80</i>	<i>15.00</i>	<i>9.90</i>													
SK 6382/22	4164.86	0.42	42303	0.34	0.22	0.17	0.11	*	*											
W	3450.76	0.51	47790	0.44	0.29	0.22	0.15	*	*											
$\frac{H}{in}$	2738.39	0.64	42303	0.48	0.32	0.24	0.16	*	*											
\Rightarrow D114	2203.53	0.79	47790	0.65	0.43	0.33	0.22	*	*											
	1859.20	0.94	47790	0.77	0.51	0.38	0.25	*	*											
	1259.27	1.4	47790	1.06	0.70	0.53	0.35		*	*										
NEMA	1104.39	1.6	47790	1.21	0.80	0.61	0.40		*	*										
$\frac{H}{in}$	818.71	2.1	47790	1.59	1.05	0.80	0.53		*	*										
\Rightarrow D122	637.53	2.7	47790	2.05	1.35	1.02	0.68			*										
	569.11	3.1	47790	2.35	1.55	1.18	0.78			*										
	435.29	4.0	47790	3.03	2.00	1.52	1.00			*										
	347.33	5.0	47790	3.79	2.50	1.90	1.25			*										
	298.46	5.9	47790	4.47	2.95	2.24	1.48			*										
SK 6382/32	223.73	7.8	42303	5.24	3.46	2.62	1.73			*	*									
W + NEMA	191.51	9.1	42303	6.11	4.03	3.05	2.02			*	*									
$\frac{H}{in}$	159.23	11	42303	7.38	4.87	3.69	2.44			*	*									

Parallel shaft gear units

* Caution: do not exceed the maximum drive power P_{1max} according to the Type W column.
The italicized power values shown are not the mechanical limit and may be increased through discussion with NORD engineering.

Gear Unit	Total Weight [lbs]						
	W	56C	140TC	180TC	210TC	250TC	280TC
SK 6382	423	403	412	428	459	481	481
SK 6382/22	443	439	448	456	-	-	-
SK 6382/32	467	463	472	481	500	-	-

SK 7282



	i_{ges}	n_2 $n_1 =$ 1750 rpm [rpm]	M_{2max} $f_B = 1$ [lb-in]	W				NEMA						
				P_{1max}		$f_B \geq 1$		$f_B \Rightarrow$ D4 – 54						
				$n_1 =$ 1750 [hp]	$n_1 =$ 1150 [hp]	$n_1 =$ 875 [hp]	$n_1 =$ 580 [hp]	180TC	210TC	250TC	280TC	320TC	360TC	
SK 7282	69.73	25	51365	20.38	13.45	10.19	6.72				*			
W	56.91	31	48976	24.09	15.90	12.04	7.95				*			
45.67	38	51410	31.00	20.46	15.50	10.23								
45.02	39	38781	24.00	15.84	12.00	7.92								
37.27	47	57286	42.72	28.20	21.36	14.10								
\Rightarrow 34.64	51	51365	41.57	27.43	20.78	13.72								
NEMA	26.89	65	51392	53.00	34.98	26.50	17.49							*
22.87	77	51348	<i>60.00</i>	<i>39.60</i>	<i>30.00</i>	<i>19.80</i>								*
19.97	88	51419	<i>60.00</i>	<i>39.60</i>	<i>30.00</i>	<i>19.80</i>								*
\Rightarrow 16.29	107	57251	<i>60.00</i>	<i>39.60</i>	<i>30.00</i>	<i>19.80</i>								*
12.89	136	51896	<i>60.00</i>	<i>39.60</i>	<i>30.00</i>	<i>19.80</i>								*
11.16	157	55056	<i>60.00</i>	<i>39.60</i>	<i>30.00</i>	<i>19.80</i>								*
9.92	176	37816	<i>60.00</i>	<i>39.60</i>	<i>30.00</i>	<i>19.80</i>								*
9.48	185	55428	<i>60.00</i>	<i>39.60</i>	<i>30.00</i>	<i>19.80</i>								*
8.66	202	37365	<i>60.00</i>	<i>39.60</i>	<i>30.00</i>	<i>19.80</i>								*
7.49	234	39887	<i>60.00</i>	<i>39.60</i>	<i>30.00</i>	<i>19.80</i>								*
6.36	275	39383	<i>60.00</i>	<i>39.60</i>	<i>30.00</i>	<i>19.80</i>								*
5.98	293	38250	<i>60.00</i>	<i>39.60</i>	<i>30.00</i>	<i>19.80</i>								*
5.30	330	35975	<i>60.00</i>	<i>39.60</i>	<i>30.00</i>	<i>19.80</i>								*
5.04	347	34772	<i>60.00</i>	<i>39.60</i>	<i>30.00</i>	<i>19.80</i>								*
4.26	411	32028	<i>60.00</i>	<i>39.60</i>	<i>30.00</i>	<i>19.80</i>								*

* Caution: do not exceed the maximum drive power P_{1max} according to the Type W column.
The italicized power values shown are not the mechanical limit and may be increased through discussion with NORD engineering.

Parallel shaft gear units

Gear Unit	Total Weight [lbs]						
	W	180TC	210TC	250TC	280TC	320TC	360TC
SK 7282	613	615	615	670	670	734	734



SK 7382
SK 7382/22
SK 7382/32

	i_{ges}	n_2 $n_1 =$ 1750 rpm [rpm]	M_{2max} $f_B = 1$ [lb-in]	W				NEMA							
				P_{1max}		$f_B \geq 1$		$f_B \Rightarrow$ D4 - 54							
				$n_1 =$ 1750 [hp]	$n_1 =$ 1150 [hp]	$n_1 =$ 875 [hp]	$n_1 =$ 580 [hp]	180TC	210TC	250TC	280TC	320TC	360TC		
SK 7382	338.79	5.2	66729	5.51	3.63	2.75	1.82		*						
W	273.57	6.4	66729	6.78	4.47	3.39	2.24		*						
$\frac{W}{in}$	216.43	8.1	73455	9.44	6.23	4.72	3.12		*						
\Rightarrow D115	204.99	8.5	66729	9.00	5.94	4.50	2.97		*						
	162.17	11	55490	9.68	6.39	4.84	3.20		*						
NEMA	150.57	12	66729	12.71	8.39	6.35	4.19			*					
$\frac{NEMA}{in}$	123.37	14	66729	14.82	9.78	7.41	4.89			*	*				
\Rightarrow D122	106.59	16	66729	16.94	11.18	8.47	5.59			*	*				
	93.18	19	66729	20.12	13.28	10.06	6.64				*	*	*	*	
	78.81	22	65667	22.92	15.13	11.46	7.56				*	*			
	68.10	26	63720	26.29	17.35	13.14	8.67				*	*			
	59.52	29	62481	28.75	18.97	14.37	9.49				*	*	*	*	
	53.38	33	62658	32.81	21.65	16.40	10.83								
	46.66	38	62658	37.78	24.93	18.89	12.47						*	*	
	36.92	47	58587	43.69	28.84	21.85	14.42						*	*	*
	30.42	58	58587	53.92	35.58	26.96	17.79							*	*
	26.88	65	58587	<i>60.00</i>	<i>39.60</i>	<i>30.00</i>	<i>19.80</i>							*	*
	23.46	75	58499	<i>60.00</i>	<i>39.60</i>	<i>30.00</i>	<i>19.80</i>							*	*
SK 7382/22	5662.68	0.31	62658	0.36	0.24	0.18	0.12	56C	140TC	180TC	210TC	250TC	280TC		
W	4892.48	0.36	62658	0.41	0.27	0.21	0.14	*	*						
$\frac{W}{in}$	3615.97	0.48	62658	0.53	0.35	0.27	0.18	*	*						
\Rightarrow D114	2635.97	0.66	62658	0.71	0.47	0.35	0.23	*	*						
	2066.45	0.85	62658	0.90	0.59	0.45	0.30	*	*	*					
	1812.31	0.97	62658	1.02	0.67	0.51	0.34		*	*					
NEMA	1343.50	1.3	62658	1.29	0.85	0.65	0.43		*	*					
$\frac{NEMA}{in}$	1046.18	1.7	62658	1.69	1.12	0.85	0.56		*	*					
\Rightarrow D122	933.91	1.9	62658	1.89	1.25	0.94	0.62		*	*	*				
	714.31	2.4	62658	2.39	1.57	1.19	0.79			*	*				
	569.97	3.1	62658	3.08	2.03	1.54	1.02			*	*				
	435.50	4.0	62658	3.98	2.62	1.99	1.31			*	*				
	376.26	4.7	62658	4.67	3.08	2.34	1.54			*	*				
SK 7382/32	295.54	5.9	62481	5.85	3.86	3.75	1.93								
W + NEMA	223.20	7.8	62481	7.50	4.95	2.92	2.48								
$\frac{W+NEMA}{in}$															
\Rightarrow D114, D122															


Parallel shaft gear units

* Caution: do not exceed the maximum drive power P_{1max} according to the Type W column.
The italicized power values shown are not the mechanical limit and may be increased through discussion with NORD engineering.

Total Weight [lbs]

Gear Unit	W	56C	140TC	180TC	210TC	250TC	280TC	320TC	360TC
SK 7382	628	-	-	602	631	686	686	750	750
SK 7382/22	604	600	608	617	617	-	-	-	-
SK 7382/32	628	633	642	661	661	-	-	-	-

SK 8282



	i_{ges}	n_2 $n_1 =$ 1750 rpm [rpm]	M_{2max} $f_B = 1$ [lb-in]	W				NEMA						
				P_{1max}		$f_B \geq 1$		$f_B \Rightarrow$ D4 – 54						
				$n_1 =$ 1750 [hp]	$n_1 =$ 1150 [hp]	$n_1 =$ 875 [hp]	$n_1 =$ 580 [hp]	180TC	210TC	250TC	280TC	320TC	360TC	
SK 8282	72.21	24	69694	26.54	17.52	13.27	8.76				*			
W	59.44	29	57375	26.40	17.42	13.20	8.71				*			
$\frac{H}{in}$	47.51	37	93925	55.14	36.39	27.57	18.20				*			
\Rightarrow D115	39.16	45	93943	67.08	44.27	33.54	22.13							*
	39.11	45	82677	59.03	38.96	29.52	19.48							
NEMA	32.24	54	91562	78.45	51.78	39.23	25.89							*
$\frac{H}{in}$	28.33	62	88482	87.04	57.45	43.52	28.72							
\Rightarrow D119	24.50	71	93837	100.00	66.00	50.00	33.00							
	21.13	83	93969	100.00	66.00	50.00	33.00							
	17.40	101	85818	100.00	66.00	50.00	33.00							
	15.18	115	83898	100.00	66.00	50.00	33.00							
	12.96	135	91102	100.00	66.00	50.00	33.00							
	10.86	161	91067	100.00	66.00	50.00	33.00							
	9.67	181	57711	100.00	66.00	50.00	33.00							
	8.26	212	64570	100.00	66.00	50.00	33.00							
	6.92	253	60056	100.00	66.00	50.00	33.00							
	4.52	387	43277	100.00	66.00	50.00	33.00							

* **Caution:** do not exceed the maximum drive power P_{1max} according to the Type W column.
The italicized power values shown are not the mechanical limit and may be increased through discussion with NORD engineering.

Total Weight [lbs]

Gear Unit	W	180TC	210TC	250TC	280TC	320TC	360TC
SK 8282	1060	897	952	952	983	1016	1138



SK 8382 SK 8382/32 SK 8382/42


	i_{ges}	n_2 $n_1 =$ 1750 rpm [rpm]	M_{2max} $f_B = 1$ [lb-in]	W				NEMA							
				P_{1max}		$f_B \geq 1$		$f_B \Rightarrow$ D4 - 54							
				$n_1 =$ 1750 [hp]	$n_1 =$ 1150 [hp]	$n_1 =$ 875 [hp]	$n_1 =$ 580 [hp]	180TC	210TC	250TC	280TC	320TC	360TC		
SK 8382	386.68	4.5	112395	8.03	5.30	4.01	2.65		*						
W	318.31	5.5	115050	10.04	6.63	5.02	3.31								
$\frac{W}{in}$	294.01	6.0	112395	10.70	7.06	5.35	3.53		*	*					
\Rightarrow D115	242.02	7.2	15935	13.24	8.74	6.62	4.37		*	*					
	201.00	8.7	95580	13.19	8.71	6.60	4.35								
NEMA	152.83	11	116820	20.39	13.46	10.19	6.73		*	*					
$\frac{W}{in}$	143.91	12	110625	21.06	13.90	10.53	6.95			*					
\Rightarrow D123	125.38	14	107882	23.96	15.82	11.98	7.91			*					
	118.47	15	110183	26.22	17.31	13.11	8.65			*					
	103.21	17	107085	28.88	19.06	14.44	9.53			*					
	90.94	19	107085	32.28	21.31	16.14	10.65				*	*			
	75.69	23	107085	39.08	25.79	19.54	12.90				*	*			
	65.22	27	100005	42.84	28.28	21.42	14.14				*	*			
	57.43	30	107085	50.97	33.64	25.49	16.82				*	*			
	47.80	37	107085	<i>60.00</i>	<i>39.60</i>	<i>30.00</i>	<i>19.80</i>				*	*			
	43.59	40	93810	59.54	39.30	29.77	19.65				*	*			
	35.88	49	106908	<i>60.00</i>	<i>39.60</i>	<i>30.00</i>	<i>19.80</i>				*	*			
	30.92	57	106997	<i>60.00</i>	<i>39.60</i>	<i>30.00</i>	<i>19.80</i>				*	*			
SK 8382/32	6616.79	0.26	107085	0.50	0.33	0.25	0.16	56C	140TC	180TC	210TC	250TC	280TC		
W	5507.20	0.32	107085	0.60	0.39	0.30	0.20	*	*						
$\frac{W}{in}$	4211.43	0.42	107085	0.77	0.51	0.38	0.25	*	*						
\Rightarrow D114	3524.83	0.50	107085	0.90	0.60	0.45	0.30	*	*						
	3005.57	0.58	107085	1.04	0.69	0.52	0.34		*						
	2416.28	0.72	107085	1.22	0.81	0.61	0.40		*	*					
NEMA	1697.85	1.0	107085	1.70	1.12	0.85	0.56		*	*	*				
$\frac{W}{in}$	1366.83	1.3	107085	2.21	1.46	1.10	0.73			*	*				
\Rightarrow D123	1064.91	1.6	107085	2.72	1.79	1.36	0.90			*	*				
	891.21	2.0	107085	3.40	2.24	1.70	1.12			*	*				
	718.43	2.4	107085	4.08	2.69	2.04	1.35			*	*				
	612.94	2.9	107085	4.93	3.25	2.46	1.63			*	*				
SK 8382/42	551.02	3.2	107085	5.44	3.59	2.72	1.79				*	*	*		
W + NEMA	468.52	3.7	107085	6.29	4.15	3.14	2.07				*	*	*		
$\frac{W}{in}$	346.66	5.0	107085	8.50	5.61	4.25	2.80				*	*	*		
\Rightarrow D114, D123	294.43	5.9	107085	<i>10.00</i>	<i>6.60</i>	<i>5.00</i>	<i>3.30</i>				*	*	*		
	223.40	7.8	107085	<i>10.00</i>	<i>6.60</i>	<i>5.00</i>	<i>3.30</i>				*	*	*		
	185.94	9.4	107085	<i>10.00</i>	<i>6.60</i>	<i>5.00</i>	<i>3.30</i>				*	*	*		

Parallel shaft gear units

* Caution: do not exceed the maximum drive power P_{1max} according to the Type W column. The italicized power values shown are not the mechanical limit and may be increased through discussion with NORD engineering.

Gear Unit	Total Weight [lbs]								
	W	56C	140TC	180TC	210TC	250TC	280TC	320TC	360TC
SK 8382	904	-	-	877	906	961	961	992	1025
SK 8382/32	904	908	9088	908	908	-	-	-	-
SK 8382/42	959	948	948	963	994	995	1017	-	-

SK 9282 SK 9382 SK 9382/42



	i_{ges}	n_2 $n_1 =$ 1750 rpm [rpm]	M_{2max} $f_B = 1$ [lb-in]	W				NEMA							
				P_{1max}		$f_B \geq 1$		$f_B \Rightarrow$ D4 - 54							
				$n_1 =$ 1750 [hp]	$n_1 =$ 1150 [hp]	$n_1 =$ 875 [hp]	$n_1 =$ 580 [hp]	180TC	210TC	250TC	280TC	320TC	360TC		
SK 9282	34.38	51	143813	116.37	76.81	58.19	38.40								
W	30.79	57	158681	143.51	94.72	71.76	47.36								
$\frac{H}{in}$	26.89	65	152220	156.99	103.61	78.50	51.81								
\Rightarrow D115	23.15	76	145370	175.30	115.70	87.65	57.85								
	20.13	87	140945	194.56	128.41	97.28	64.21								
	17.33	101	137104	<i>200.00</i>	<i>132.00</i>	<i>100.00</i>	<i>66.00</i>								
NEMA	14.70	119	130228	<i>200.00</i>	<i>132.00</i>	<i>100.00</i>	<i>66.00</i>								
$\frac{H}{in}$	12.01	146	12201	<i>200.00</i>	<i>132.00</i>	<i>100.00</i>	<i>66.00</i>								
\Rightarrow D119	10.18	172	95509	<i>200.00</i>	<i>132.00</i>	<i>100.00</i>	<i>66.00</i>								
	8.64	203	98766	<i>200.00</i>	<i>132.00</i>	<i>100.00</i>	<i>66.00</i>								
	7.06	248	89527	<i>200.00</i>	<i>132.00</i>	<i>100.00</i>	<i>66.00</i>								
	5.78	303	78101	<i>200.00</i>	<i>132.00</i>	<i>100.00</i>	<i>66.00</i>								
	5.34	328	73774	<i>200.00</i>	<i>132.00</i>	<i>100.00</i>	<i>66.00</i>								
SK 9382	352.36	5.0	224790	17.83	11.77	8.92	5.89			*	*				
W	291.25	6.0	212400	20.22	13.35	10.11	6.67			*	*				
W	204.68	8.5	194700	26.26	17.33	13.13	8.67			*	*				
$\frac{H}{in}$	175.05	10	224790	35.67	23.54	17.83	11.77								
\Rightarrow D115	144.69	12	212400	40.44	26.69	20.22	13.35								
	135.90	13	224790	46.37	30.60	23.18	15.30						*	*	
NEMA	115.57	15	224790	53.50	35.31	26.75	17.66							*	*
$\frac{H}{in}$	100.89	17	224790	60.63	40.02	30.32	20.01							*	*
\Rightarrow D123	83.19	21	212400	70.77	46.71	35.39	23.35							*	*
	72.19	24	212400	80.88	53.38	40.44	26.69								
	65.25	27	214701	91.98	60.71	45.99	30.35								
	55.49	32	212400	<i>100.00</i>	<i>66.00</i>	<i>50.00</i>	<i>33.00</i>								
	48.44	36	212400	<i>100.00</i>	<i>66.00</i>	<i>50.00</i>	<i>33.00</i>								
	41.93	42	212400	<i>100.00</i>	<i>66.00</i>	<i>50.00</i>	<i>33.00</i>								
	35.61	49	212400	<i>100.00</i>	<i>66.00</i>	<i>50.00</i>	<i>33.00</i>								
SK 9382/42	4165.75	0.42	212400	1.42	0.93	0.71	0.47	56C	140TC	180TC	210TC	250TC	280TC		
W	2435.06	0.72	212400	2.43	1.60	1.21	0.80			*	*				
W	2203.92	0.79	212400	2.66	1.76	1.33	0.88			*	*				
$\frac{H}{in}$	1747.42	1.0	212400	3.37	2.22	1.69	1.11			*	*	*			
\Rightarrow D114	1419.20	1.2	212400	4.04	2.67	2.02	1.33			*	*	*	*		
	1178.81	1.5	212400	5.06	3.34	2.53	1.67			*	*	*	*		
NEMA	886.49	2.0	212400	6.74	4.45	3.37	2.22			*	*	*	*		
$\frac{H}{in}$	715.38	2.4	212400	8.09	5.34	4.04	2.67			*	*	*	*		
\Rightarrow D123	618.30	2.8	212400	9.44	6.23	4.72	3.11			*	*	*	*		
	449.57	3.9	212400	<i>10.00</i>	<i>6.60</i>	<i>5.00</i>	<i>3.30</i>					*	*		

* Caution: do not exceed the maximum drive power P_{1max} according to the Type W column.
The italicized power values shown are not the mechanical limit and may be increased through discussion with NORD engineering.

Total Weight [lbs]

Gear Unit	W	56C	140TC	180TC	210TC	250TC	280TC	320TC	360TC
SK 9282	1724	-	-	1604	1604	1618	1618	1680	1801
SK 9382	1570	-	-	1615	1615	1629	1629	1691	1812
SK 9382/42	1625	1614	1629	1629	1660	-	-	-	-

Parallel shaft gear units



SK 9382/52 SK 10382.1


	i_{ges}	n_2 $n_1 =$ 1750 rpm [rpm]	M_{2max} $f_B = 1$ [lb-in]	W				NEMA					
				P_{1max}		$f_B \geq 1$		$f_B \Rightarrow$ D4 - 54					
				$n_1 =$ 1750 [hp]	$n_1 =$ 1150 [hp]	$n_1 =$ 875 [hp]	$n_1 =$ 580 [hp]	180TC	210TC	250TC	280TC	320TC	360TC
SK 9382/52	411.63	4.3	212400	14.33	9.42	7.16	4.75			*	*		
W + NEMA	294.54	5.9	212400	20.02	13.16	10.01	6.64				*		
in	233.17	7.5	212400	25.00	20.00	15.00	10.00				*		
	200.69	8.7	212400	25.00	20.00	15.00	10.00				*		
SK 10382.1	343.19	5.1	294800	23.85	15.67	11.93	7.91			*	*		
W	312.23	5.6	268300	23.86	15.68	11.93	7.91			*	*		
in	283.96	6.2	243900	23.85	15.67	11.93	7.91			*	*		
in	258.35	6.8	222000	23.86	15.68	11.93	7.91			*	*		
	225.94	7.7	414300	50.92	33.46	25.46	16.87			*	*	*	
	205.57	8.5	376900	50.90	33.45	25.45	16.87			*	*	*	
NEMA	186.95	9.4	388300	57.67	37.90	28.83	19.11				*		
in	172.76	10	409300	65.79	43.23	32.90	21.81				*		
	157.18	11	372400	65.79	43.24	32.90	21.81				*		
	135.24	13	405200	83.19	54.67	41.60	27.57				*		
	123.04	14	368600	83.19	54.67	41.60	27.57						
	111.90	16	400300	99.33	65.28	49.67	32.92						
	95.98	18	392000	113.40	74.52	56.70	37.59						
	87.32	20	363900	115.73	76.05	57.86	38.36						
	79.41	22	381000	133.23	87.55	66.61	44.16						
	72.25	24	359800	138.27	90.86	69.13	45.83						
	61.07	29	366400	166.60	109.48	83.30	55.22						
	55.56	31	386400	193.12	126.91	96.56	64.01						
	47.38	37	338700	198.50	130.44	99.25	65.79						
	44.70	39	338800	210.46	138.30	105.23	69.75						
	40.65	43	350700	239.53	157.40	119.76	79.39						
	36.98	47	353400	265.36	174.38	132.68	87.95						
	31.26	56	347000	200.00	150.00	100.00	75.00						
	28.44	62	380600	200.00	150.00	100.00	75.00						
	24.25	72	343900	200.00	150.00	100.00	75.00						
	22.07	79	341300	200.00	150.00	100.00	75.00						
	19.23	91	297400	200.00	150.00	100.00	75.00						
	17.49	100	270600	200.00	150.00	100.00	75.00						
	15.36	114	237500	200.00	150.00	100.00	75.00						
	13.97	125	216000	200.00	150.00	100.00	75.00						
	12.22	143	189000	200.00	150.00	100.00	75.00						

Parallel shaft gear units

* Caution: do not exceed the maximum drive power P_{1max} according to the Type W column.
The italicized power values shown are not the mechanical limit and may be increased through discussion with NORD engineering.

Gear Unit	Total Weight [lbs]						
	W	180TC	210TC	250TC	280TC	320TC	360TC
SK 9382/52	1689	1693	1724	1746	1746	-	-
SK 10382.1	2359	-	-	2350	2350	2381	2535

SK 11382.1



	i_{ges}	n_2 $n_1 =$ 1750 rpm [rpm]	M_{2max} $f_B = 1$ [lb-in]	W				NEMA												
				P_{1max}		$f_B \geq 1$		$f_B \Rightarrow$ D4 – 54												
				$n_1 =$ 1750 [hp]	$n_1 =$ 1150 [hp]	$n_1 =$ 875 [hp]	$n_1 =$ 580 [hp]	180TC	210TC	250TC	280TC	320TC	360TC							
SK 11382.1	167.17	10	638100	105.99	69.65	52.99	35.13													
W	141.74	12	630300	123.47	81.14	61.74	40.92													
$\frac{H}{in}$	130.02	13	622000	132.83	87.29	66.42	44.02													
\Rightarrow D115	111.80	16	608000	151.00	99.23	75.50	50.05													
	101.78	17	601400	164.07	107.82	82.03	54.38													
NEMA	87.52	20	680200	<i>215.80</i>	<i>141.81</i>	<i>107.90</i>	<i>71.52</i>													
$\frac{H}{in}$	79.95	22	621300	<i>215.78</i>	<i>141.80</i>	<i>107.89</i>	<i>71.51</i>													
\Rightarrow D124	72.38	24	569700	<i>218.55</i>	<i>143.62</i>	<i>109.27</i>	<i>72.43</i>													
	65.61	27	593400	<i>251.13</i>	<i>165.03</i>	<i>125.57</i>	<i>83.23</i>													
	56.42	31	671700	<i>330.57</i>	<i>217.23</i>	<i>165.29</i>	<i>109.56</i>													
	51.54	34	613600	<i>330.57</i>	<i>217.23</i>	<i>165.29</i>	<i>109.56</i>													
	40.83	43	588800	<i>250.00</i>	<i>175.00</i>	<i>125.00</i>	<i>75.00</i>													
	35.41	49	583800	<i>250.00</i>	<i>175.00</i>	<i>125.00</i>	<i>75.00</i>													
	32.35	54	548900	<i>250.00</i>	<i>175.00</i>	<i>125.00</i>	<i>75.00</i>													
	28.56	61	547600	<i>250.00</i>	<i>175.00</i>	<i>125.00</i>	<i>75.00</i>													
	25.62	68	515000	<i>250.00</i>	<i>175.00</i>	<i>125.00</i>	<i>75.00</i>													
	22.32	78	510000	<i>250.00</i>	<i>175.00</i>	<i>125.00</i>	<i>75.00</i>													
	20.39	86	479400	<i>250.00</i>	<i>175.00</i>	<i>125.00</i>	<i>75.00</i>													
	17.93	98	476000	<i>250.00</i>	<i>175.00</i>	<i>125.00</i>	<i>75.00</i>													
	16.37	107	450300	<i>250.00</i>	<i>175.00</i>	<i>125.00</i>	<i>75.00</i>													

* **Caution:** do not exceed the maximum drive power P_{1max} according to the Type W column.
The italicized power values shown are not the mechanical limit and may be increased through discussion with NORD engineering.

Parallel shaft
gear units

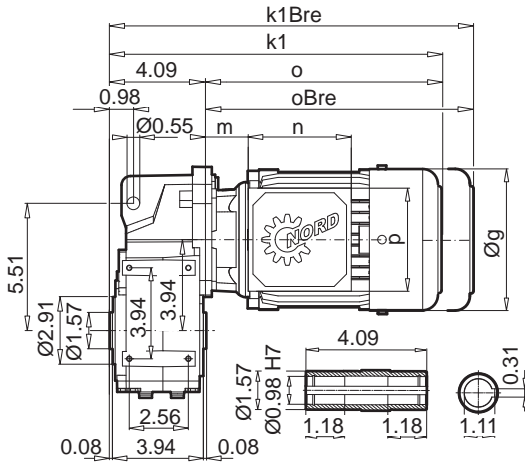
Total Weight [lbs]

Gear Unit	W	250TC	280TC	320TC	360TC
SK 11382.1	3682	3673	3673	3704	3858

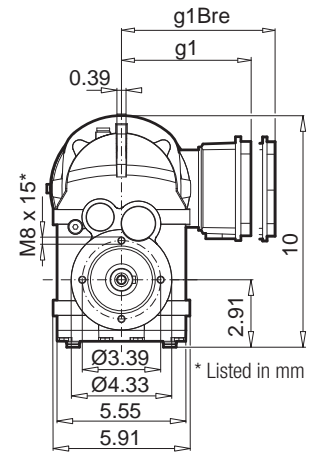
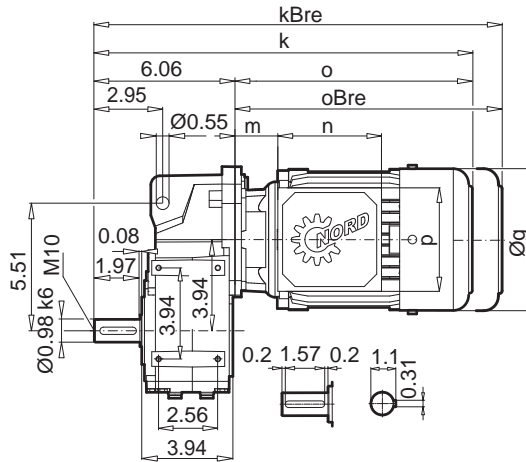
SK 0182.1



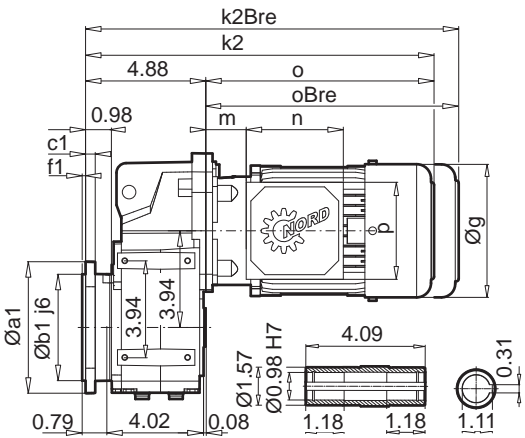
SK 0182.1 AXZ



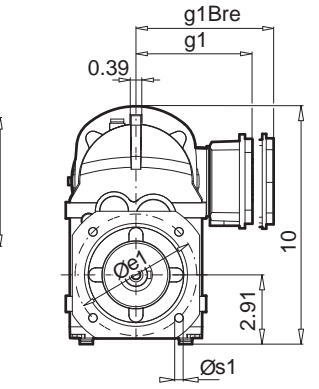
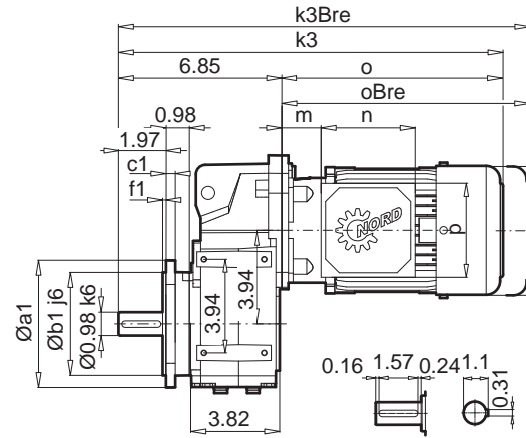
SK 0182.1 VXZ



SK 0182.1 AXF



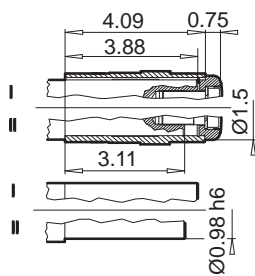
SK 0182.1 VXF



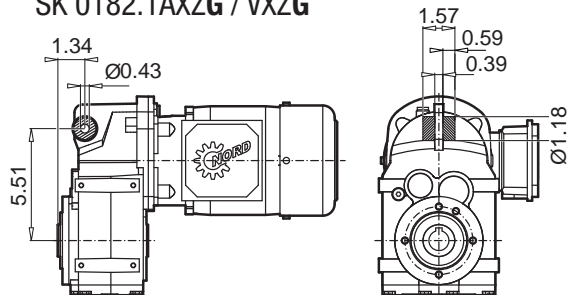
Parallel shaft gear units

a1	b1	c1	e1	f1	s1
6.30	4.33	0.39	5.12	0.14	4 x 0.35

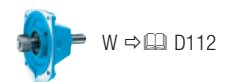
SK 0182.1AXFB / AXZB



SK 0182.1AXZG / VXZG



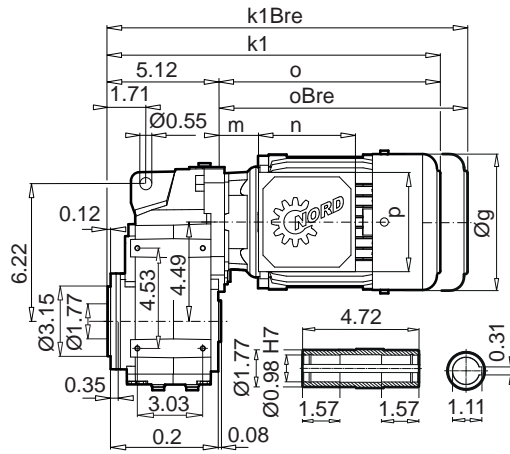
± ⇄ A58	63 SP/LP	71 SP/LP	80 SP/LP	90 SP/LP
g	5.12	5.71	6.46	7.24
g1 / g1Bre	4.57 / 4.84	4.88 / 5.24	5.59 / 5.59	5.79 / 5.79
k / kBre	13.78 / 15.98	15.35 / 17.64	16.34 / 18.86	17.95 / 20.91
k1 / k1Bre	11.81 / 14.02	13.39 / 15.67	14.37 / 16.89	15.98 / 18.94
k2 / k2Bre	12.64 / 14.84	14.21 / 16.50	15.20 / 17.72	16.81 / 19.76
k3 / k2Bre	14.61 / 16.81	16.18 / 18.46	17.17 / 19.69	18.78 / 21.73
o / oBre	7.72 / 9.92	9.29 / 11.57	10.28 / 12.80	11.89 / 14.84
m / mBre	0.63 / 0.87	1.65 / 1.89	1.85 / 1.97	2.05 / 2.17
n / nBre	3.94 / 5.28	3.94 / 5.28	4.49 / 6.02	4.49 / 6.02
p / pBre	3.94 / 3.50	3.94 / 3.50	4.49 / 4.25	4.49 / 4.25



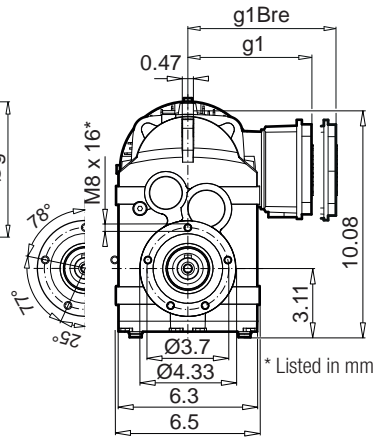
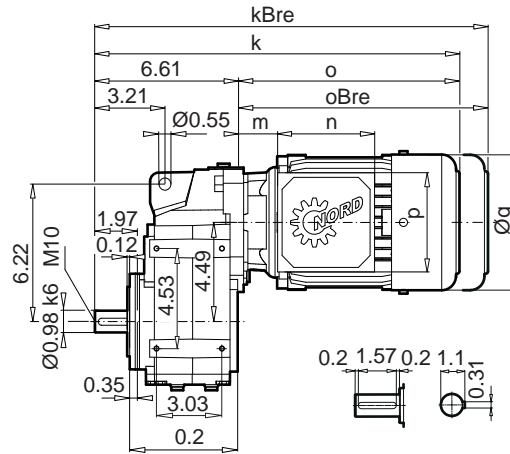


SK 0282.1

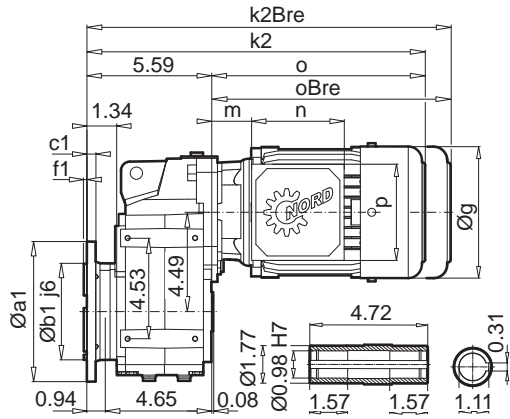
SK 0282.1 AXZ



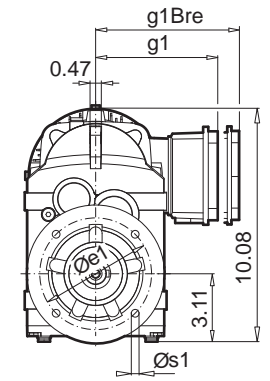
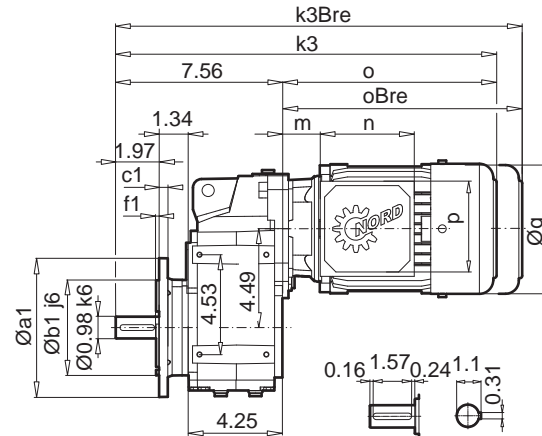
SK 0282.1 VXZ



SK 0282.1 AXF

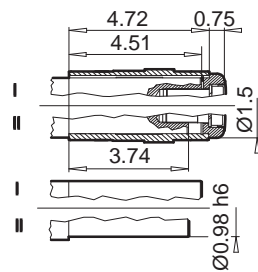


SK 0282.1 VXF

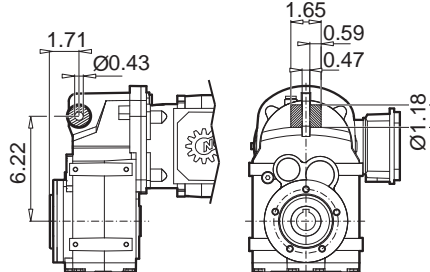


a1	b1	c1	e1	f1	s1
6.30	4.33	0.39	5.12	0.14	4 x 0.35

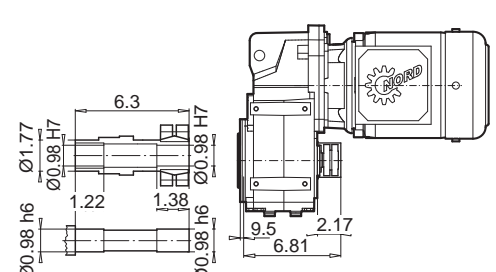
SK 0282.1AXFB / AXZB




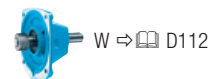
SK 0282.1AXZG / VXZG



SK 0282.1AXZSH




± ⇄ A58	63 SP/LP	71 SP/LP	80 SP/LP	90 SP/LP
g	5.12	5.71	6.46	7.24
g1 / g1Bre	4.57 / 4.84	4.88 / 5.24	5.59 / 5.59	5.79 / 5.79
k / kBre	14.33 / 16.54	15.91 / 18.19	16.89 / 18.86	18.50 / 21.46
k1 / k1Bre	12.83 / 15.04	14.41 / 16.69	15.39 / 17.91	17.01 / 19.96
k2 / k2Bre	13.35 / 15.55	14.92 / 17.20	15.87 / 17.72	17.52 / 20.47
k3 / k2Bre	15.28 / 17.48	16.85 / 19.13	17.17 / 19.69	19.45 / 22.40
o / oBre	7.72 / 9.92	9.29 / 11.57	10.28 / 12.80	11.89 / 14.84
m / mBre	0.63 / 0.87	1.65 / 1.89	1.85 / 1.97	2.05 / 2.17
n / nBre	3.94 / 5.28	3.94 / 5.28	4.49 / 6.02	4.49 / 6.02
p / pBre	3.94 / 3.50	3.94 / 3.50	4.49 / 4.25	4.49 / 4.25

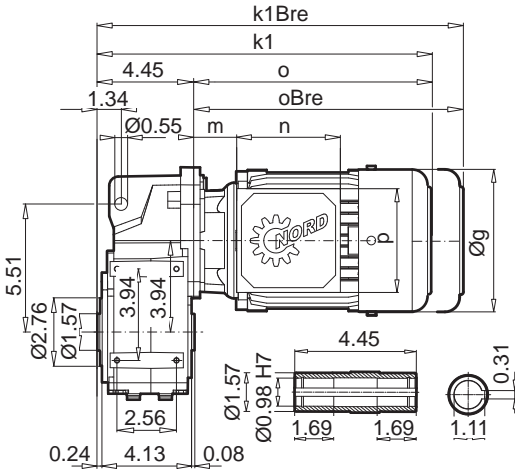


Parallel shaft gear units

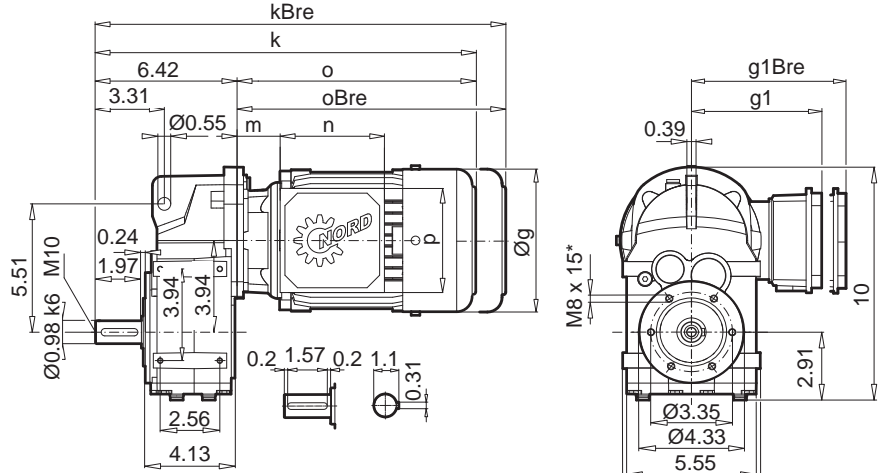
SK 0182.1 ... N



SK 0182.1 AXZN



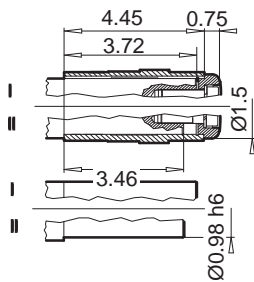
SK 0182.1 VXZN



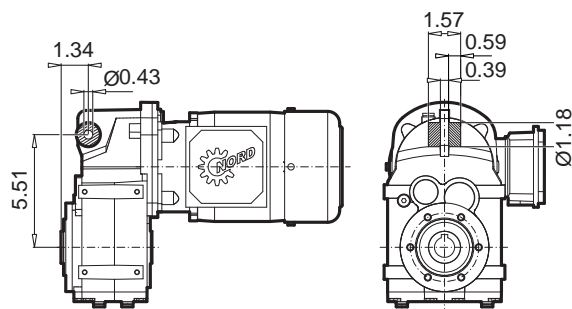
* Listed in mm

Parallel shaft gear units

SK 0182.1AXZ(N)B



SK 0182.1AXZ(N)G / VXZ(N)G




± ⇔ A58	63 SP/LP	71 SP/LP	80 SP/LP	90 SP/LP
g	5.12	5.71	6.46	7.24
g1 / g1Bre	4.57 / 4.84	4.88 / 5.24	5.59 / 5.59	5.79 / 5.79
k / kBre	14.13 / 16.34	15.71 / 17.99	16.69 / 19.21	18.31 / 21.26
k1 / kBre	12.17 / 14.37	13.74 / 16.02	14.72 / 17.24	16.34 / 19.29
o / oBre	7.72 / 9.92	9.29 / 11.57	10.28 / 12.80	11.89 / 14.84
m / mBre	0.63 / 0.87	1.65 / 1.89	1.85 / 1.97	2.05 / 2.17
n / nBre	3.94 / 5.28	3.94 / 5.28	4.49 / 6.02	4.49 / 6.02
p / pBre	3.94 / 3.50	3.94 / 3.50	4.49 / 4.25	4.49 / 4.25



W ⇔ D112

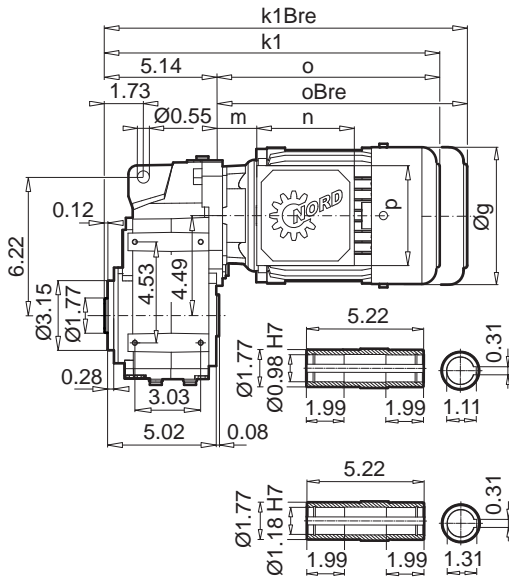


IEC, NEMA ⇔ D113

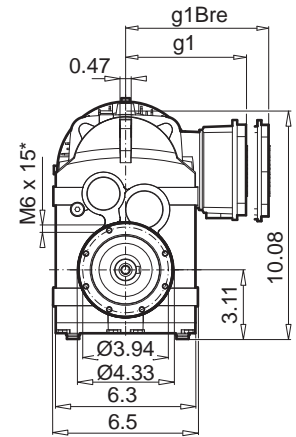
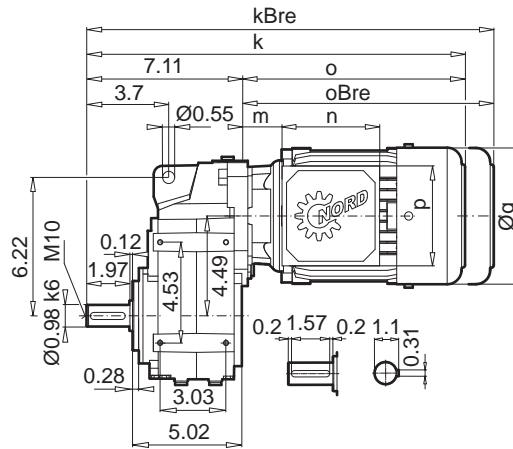


SK 0282.1 ... N

SK 0282.1 AXZN



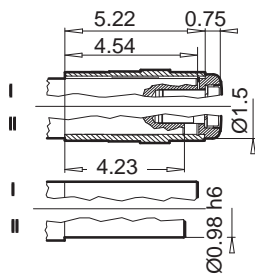
SK 0282.1 VXZN



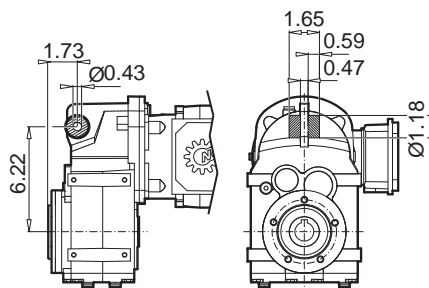
* Listed in mm

Parallel shaft gear units

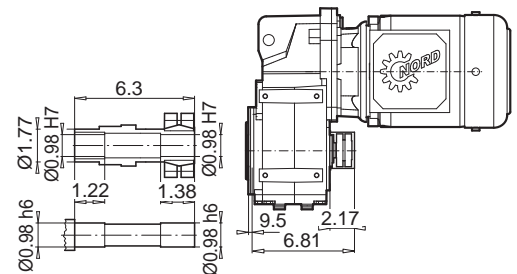
SK 0282.1AXZ(N)B



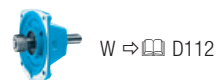
SK 0282.1AXZ(N)G / VXZ(N)G



SK 0282.1AXZSH



± ⇄ A58	63 SP/LP	71 SP/LP	80 SP/LP	90 SP/LP
g	5.12	5.71	6.46	7.24
g1 / g1Bre	4.57 / 4.84	4.88 / 5.24	5.59 / 5.59	5.79 / 5.79
k / kBre	14.82 / 17.03	16.40 / 18.68	17.38 / 19.35	18.99 / 21.56
k1 / kBre	12.85 / 15.06	14.43 / 16.71	15.41 / 17.93	17.03 / 19.98
o / oBre	7.72 / 9.92	9.29 / 11.57	10.28 / 12.80	11.89 / 14.84
m / mBre	0.63 / 0.87	1.65 / 1.89	1.85 / 1.97	2.05 / 2.17
n / nBre	3.94 / 5.28	3.94 / 5.28	4.49 / 6.02	4.49 / 6.02
p / pBre	3.94 / 3.50	3.94 / 3.50	4.49 / 4.25	4.49 / 4.25

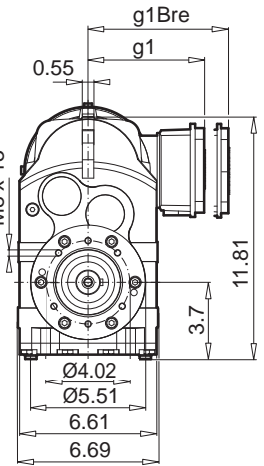
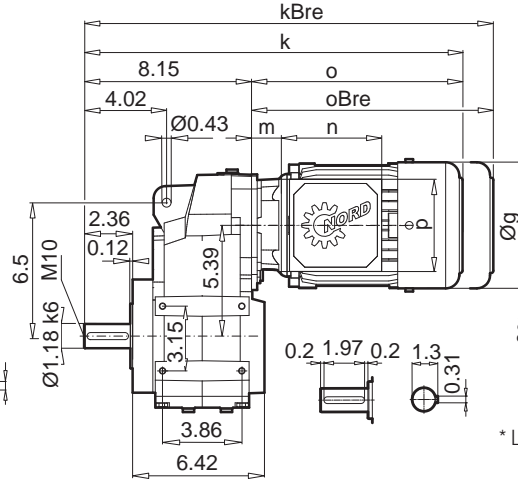
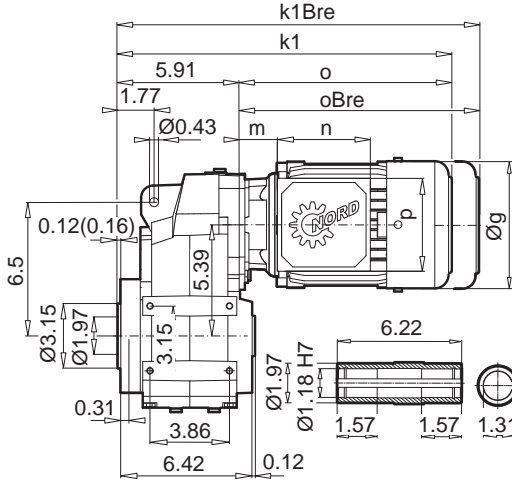


SK 1282.1



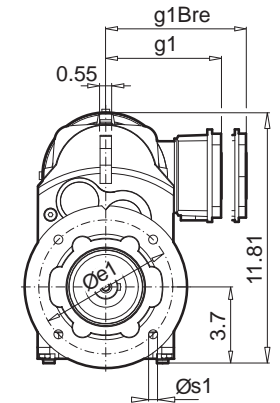
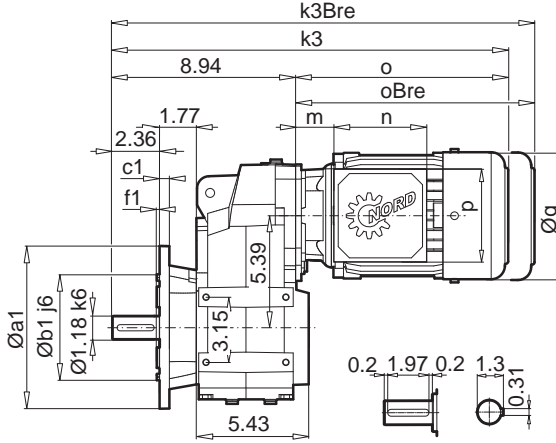
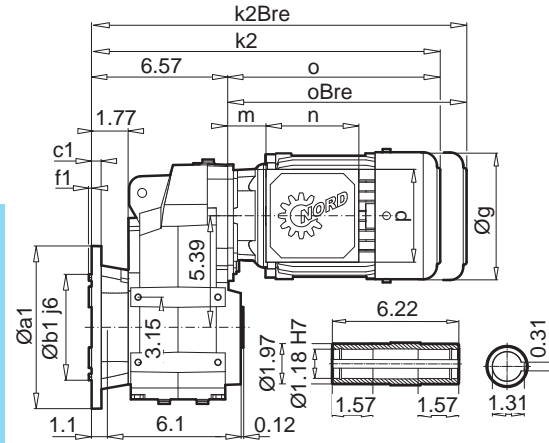
SK 1282.1 AXZ

SK 1282.1 VXZ



SK 1282.1 AXF

SK 1282.1 VXF



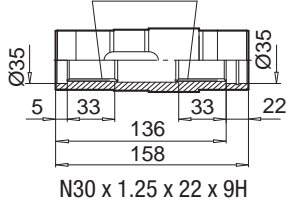
Parallel shaft gear units

a1	b1	c1	e1	f1	s1
7.87	5.12	0.47	6.50	0.14	4 x 0.43

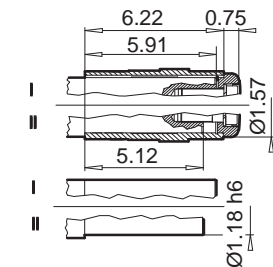
SK 1282.1EA*

* Listed in mm

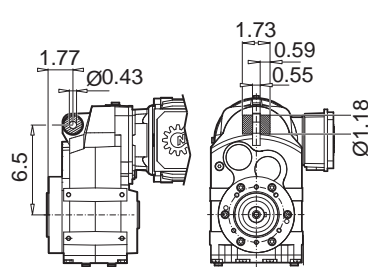
DIN 5480 N



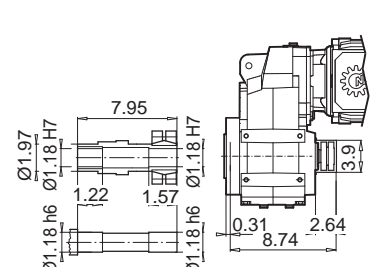
SK 1282.1AXFB / AXZB



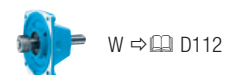
SK 1282.1AXZG / VXZG




SK 1282.1AXZSH



± → A58	63 SP/LP	71 SP/LP	80 SP/LP	90 SP/LP	APAB 100 LP/AP	100 LP/AP	112 MP
g	5.12	5.71	6.46	7.24	7.95	7.95	8.90
g1 / g1Bre	4.57 / 4.84	4.88 / 5.24	5.59 / 5.59	5.79 / 5.79	6.65 / 6.77	6.65 / 6.77	7.05 / 7.17
k / kBre	15.87 / 18.07	17.44 / 19.72	18.43 / 20.94	20.04 / 22.99	21.22 / 24.80	21.22 / 24.80	22.13 / 25.83
k1 / k1Bre	13.62 / 15.83	15.20 / 17.48	16.18 / 18.70	17.80 / 20.75	18.98 / 22.56	18.98 / 22.56	19.88 / 23.58
k2 / k2Bre	14.33 / 16.54	15.87 / 18.19	16.85 / 19.41	18.50 / 21.46	19.69 / 23.23	19.69 / 23.23	20.55 / 24.25
k3 / k2Bre	16.65 / 18.86	18.23 / 20.51	19.21 / 21.73	20.87 / 23.78	22.05 / 25.59	22.05 / 25.59	22.91 / 26.61
o / oBre	7.72 / 9.92	9.29 / 11.57	10.28 / 12.80	11.89 / 14.84	13.07 / 16.65	13.07 / 16.65	13.98 / 17.68
m / mBre	0.63 / 0.87	1.65 / 1.89	1.85 / 1.97	2.05 / 2.17	2.28 / 2.44	2.28 / 2.44	2.52 / 2.64
n / nBre	3.94 / 5.28	3.94 / 5.28	4.49 / 6.02	4.49 / 6.02	4.49 / 6.02	4.49 / 6.02	4.49 / 6.02
p / pBre	3.94 / 3.50	3.94 / 3.50	4.49 / 4.25	4.49 / 4.25	4.49 / 4.25	4.49 / 4.25	4.49 / 4.25

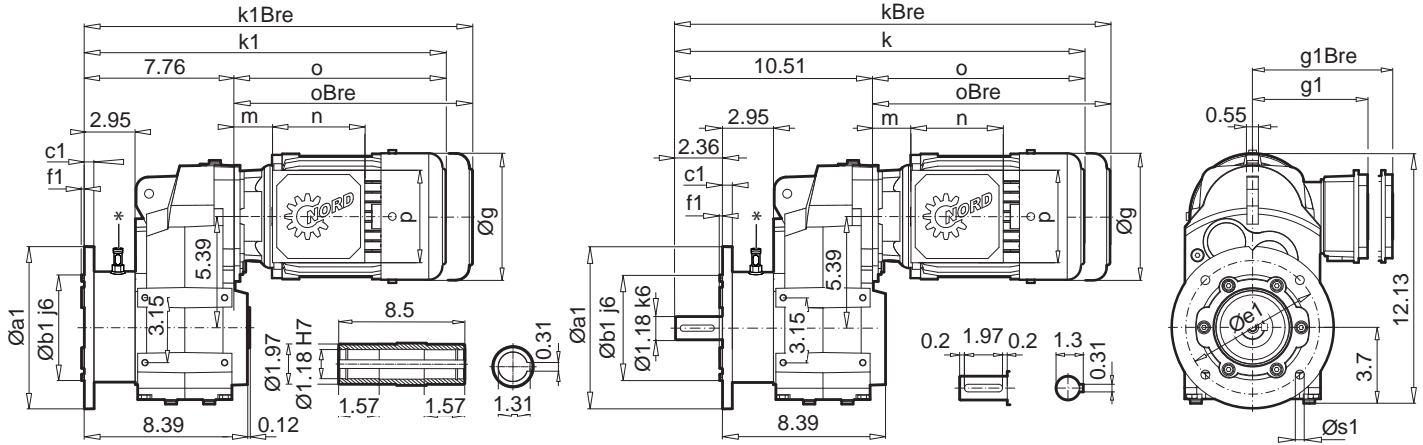




SK 1282.1

SK 1282.1 AXF VL2 / VL3

SK 1282.1 VXF VL2 / VL3

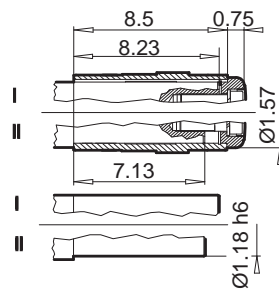


*Oil leak indicator or oil sensor for option VL3

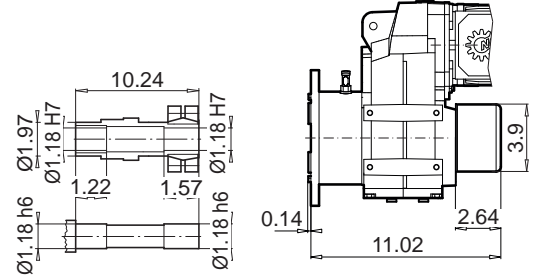
a1	b1	c1	e1	f1	s1
7.87	5.12	0.47	6.50	0.14	4 x 0.43

Parallel shaft gear units

SK 1282.1AXF VL2/3 B



SK 1282.1AXF VL2/3 SH



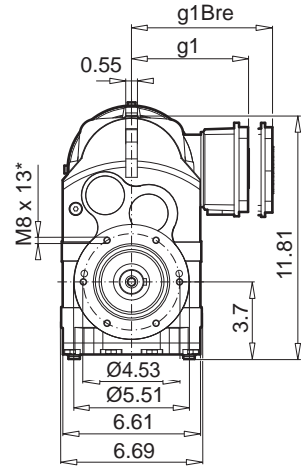
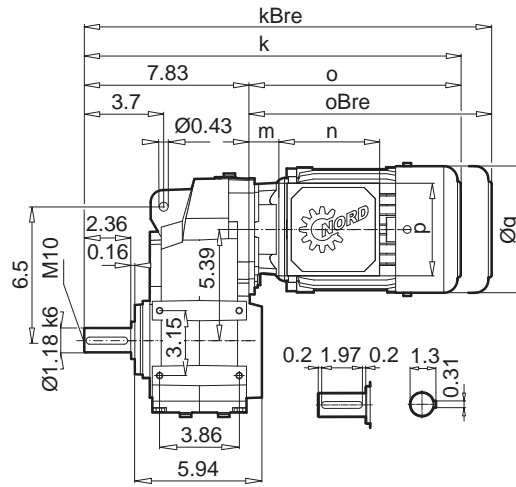
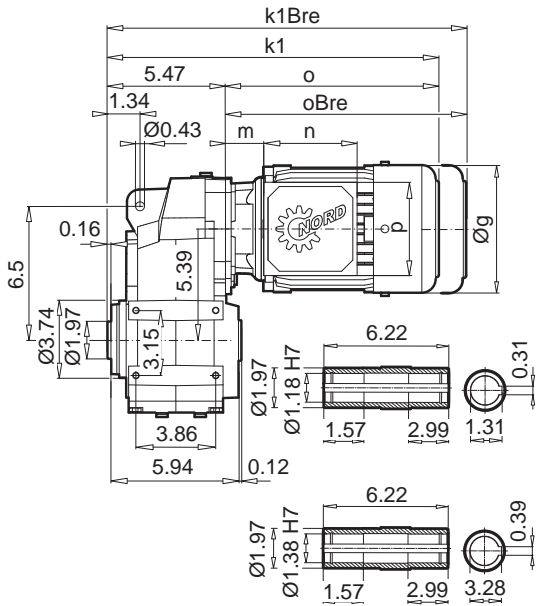
± ⇒ A58	63 SP/LP	71 SP/LP	80 SP/LP	90 SP/LP	APAB 100 LP/AP	100 LP/AP	112 MP	
g	5.12	5.71	6.46	7.24	7.95	7.95	8.90	
g1 / g1Bre	4.57 / 4.84	4.88 / 5.24	5.59 / 5.59	5.79 / 5.79	6.65 / 6.77	6.65 / 6.77	7.05 / 7.17	W ⇒ D112
k / kBre	15.47 / 17.68	17.05 / 19.33	18.03 / 20.55	19.65 / 22.60	20.83 / 24.41	20.83 / 24.41	21.73 / 25.43	
k1 / k1Bre	17.83 / 20.04	19.41 / 21.69	20.39 / 22.91	22.05 / 24.96	23.23 / 26.77	23.23 / 26.77	24.09 / 27.80	IEC, NEMA ⇒ D113
o / oBre	7.72 / 9.92	9.29 / 11.57	10.28 / 12.80	11.89 / 14.84	13.07 / 16.65	13.07 / 16.65	13.98 / 17.68	
m / mBre	0.63 / 0.87	1.65 / 1.89	1.85 / 1.97	2.05 / 2.17	2.28 / 2.44	2.28 / 2.44	2.52 / 2.64	
n / nBre	3.94 / 5.28	3.94 / 5.28	4.49 / 6.02	4.49 / 6.02	4.49 / 6.02	4.49 / 6.02	4.49 / 6.02	
p / pBre	3.94 / 3.50	3.94 / 3.50	4.49 / 4.25	4.49 / 4.25	4.49 / 4.25	4.49 / 4.25	4.49 / 4.25	

SK 1282.1 ... N



SK 1282.1 AXZN

SK 1282.1 VXZN

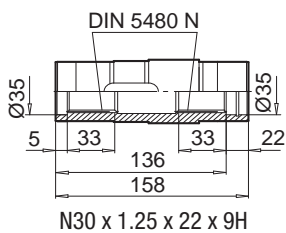


* Listed in mm

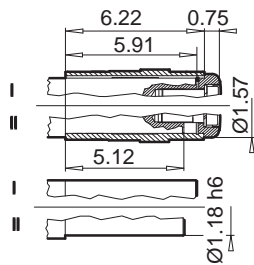
Parallel shaft gear units

SK 1282.1EA*

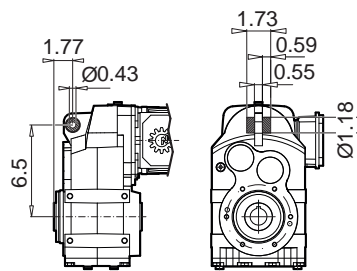
* Listed in mm



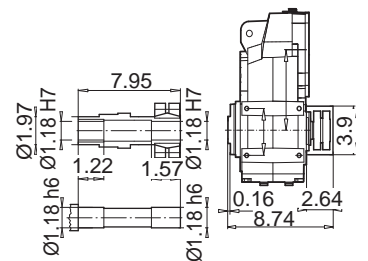
SK 1282.1AXZ(N)B



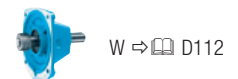
SK 1282.1AXZ(N)G / VXZ(N)G



SK 1282.1AXZ(N)SH



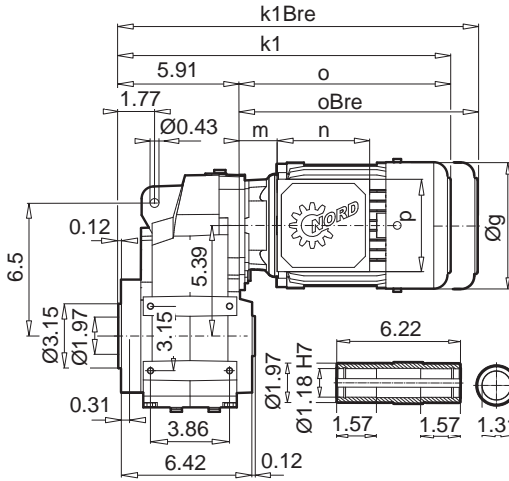
± ⇄ A58	63 SP/LP	71 SP/LP	80 SP/LP	90 SP/LP	APAB 100 LP/AP	100 LP/AP	112 MP
g	5.12	5.71	6.46	7.24	7.95	7.95	8.90
g1 / g1Bre	4.57 / 4.84	4.88 / 5.24	5.59 / 5.59	5.79 / 5.79	6.65 / 6.77	6.65 / 6.77	7.05 / 7.17
k / kBre	15.55 / 17.76	17.13 / 19.41	18.11 / 20.63	19.72 / 22.68	20.91 / 24.49	20.91 / 24.49	21.81 / 25.51
k1 / k1Bre	13.19 / 15.39	14.76 / 17.05	15.75 / 18.27	17.36 / 20.32	18.54 / 22.13	18.54 / 22.13	19.45 / 23.15
k2 / k2Bre	14.33 / 16.54	15.87 / 18.19	16.85 / 19.41	18.50 / 21.46	19.69 / 23.23	19.69 / 23.23	20.55 / 24.25
k3 / k2Bre	16.65 / 18.86	18.23 / 20.51	19.21 / 21.73	20.87 / 23.78	22.05 / 25.59	22.05 / 25.59	22.91 / 26.61
o / oBre	7.72 / 9.92	9.29 / 11.57	10.28 / 12.80	11.89 / 14.84	13.07 / 16.65	13.07 / 16.65	13.98 / 17.68
m / mBre	0.63 / 0.87	1.65 / 1.89	1.85 / 1.97	2.05 / 2.17	2.28 / 2.44	2.28 / 2.44	2.52 / 2.64
n / nBre	3.94 / 5.28	3.94 / 5.28	4.49 / 6.02	4.49 / 6.02	4.49 / 6.02	4.49 / 6.02	4.49 / 6.02
p / pBre	3.94 / 3.50	3.94 / 3.50	4.49 / 4.25	4.49 / 4.25	4.49 / 4.25	4.49 / 4.25	4.49 / 4.25



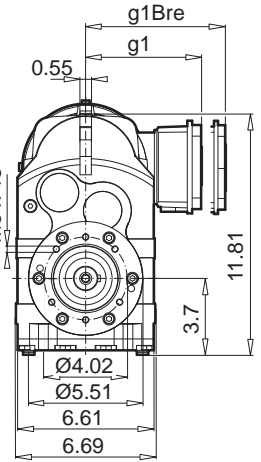
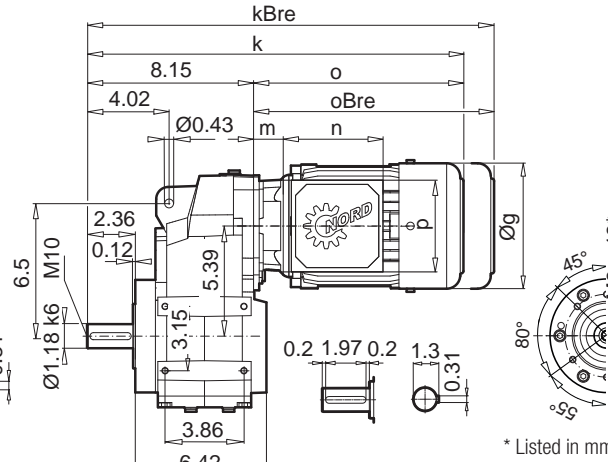
SK 1382.1



SK 1382.1 AXZ

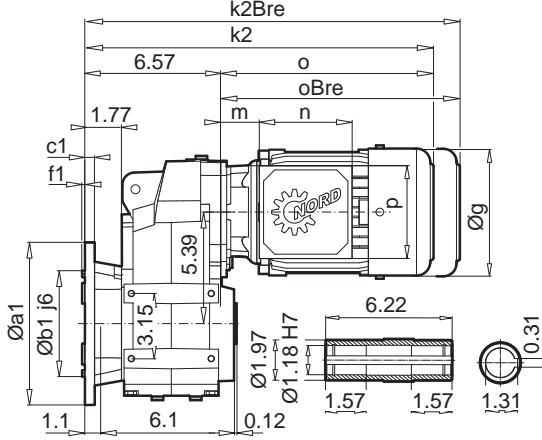


SK 1382.1 VXZ

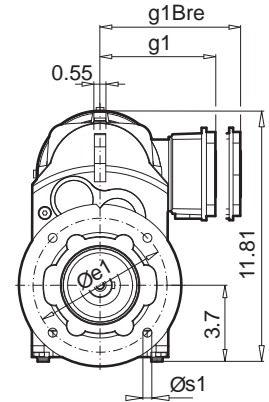
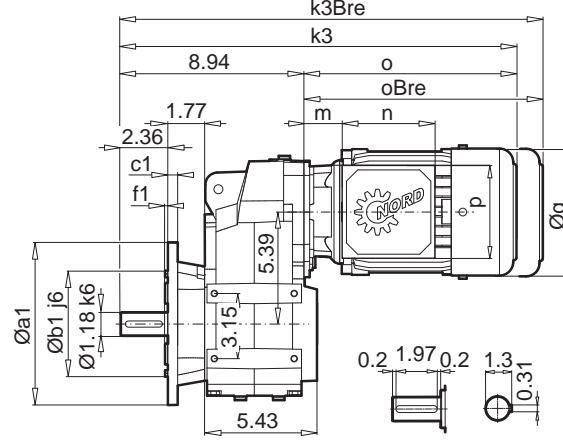


* Listed in mm

SK 1382.1 AXF



SK 1382.1 VXF



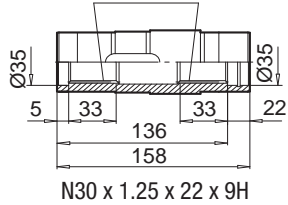
Parallel shaft gear units

a1	b1	c1	e1	f1	s1
7.87	5.12	0.47	6.50	0.14	4 x 0.43

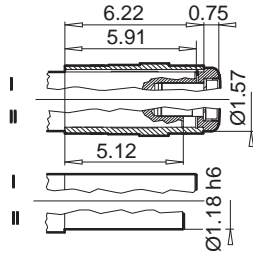
SK 1382.1EA*

* Listed in mm

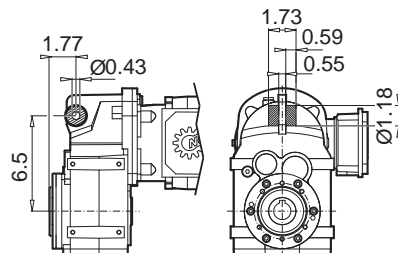
DIN 5480 N



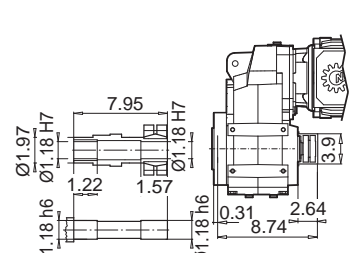
SK 1382.1AXFB / AXZB



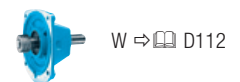
SK 1382.1AXZG / VXZG



SK 1382.1AXZSH



± → A58	63 SP/LP	71 SP/LP	80 SP/LP	90 SP/LP	APAB 100 LP/AP	100 LP/AP
g	5.12	5.71	6.46	7.24	7.95	7.95
g1 / g1Bre	4.57 / 4.84	4.88 / 5.24	5.59 / 5.59	5.79 / 5.79	6.65 / 6.77	6.65 / 6.77
k / kBre	15.87 / 18.07	17.44 / 19.72	18.43 / 20.94	20.04 / 22.99	21.22 / 24.80	21.22 / 24.80
k1 / k1Bre	13.62 / 15.83	15.20 / 17.48	16.18 / 18.70	17.80 / 20.75	18.98 / 22.56	18.98 / 22.56
k2 / k2Bre	14.33 / 16.54	15.87 / 18.19	16.85 / 19.41	18.50 / 21.46	19.69 / 23.23	19.69 / 23.23
k3 / k2Bre	16.65 / 18.86	18.23 / 20.51	19.21 / 21.73	20.87 / 23.78	22.05 / 25.59	22.05 / 25.59
o / oBre	7.72 / 9.92	9.29 / 11.57	10.28 / 12.80	11.89 / 14.84	13.07 / 16.65	13.07 / 16.65
m / mBre	0.63 / 0.87	1.65 / 1.89	1.85 / 1.97	2.05 / 2.17	2.28 / 2.44	2.28 / 2.44
n / nBre	3.94 / 5.28	3.94 / 5.28	4.49 / 6.02	4.49 / 6.02	4.49 / 6.02	4.49 / 6.02
p / pBre	3.94 / 3.50	3.94 / 3.50	4.49 / 4.25	4.49 / 4.25	4.49 / 4.25	4.49 / 4.25

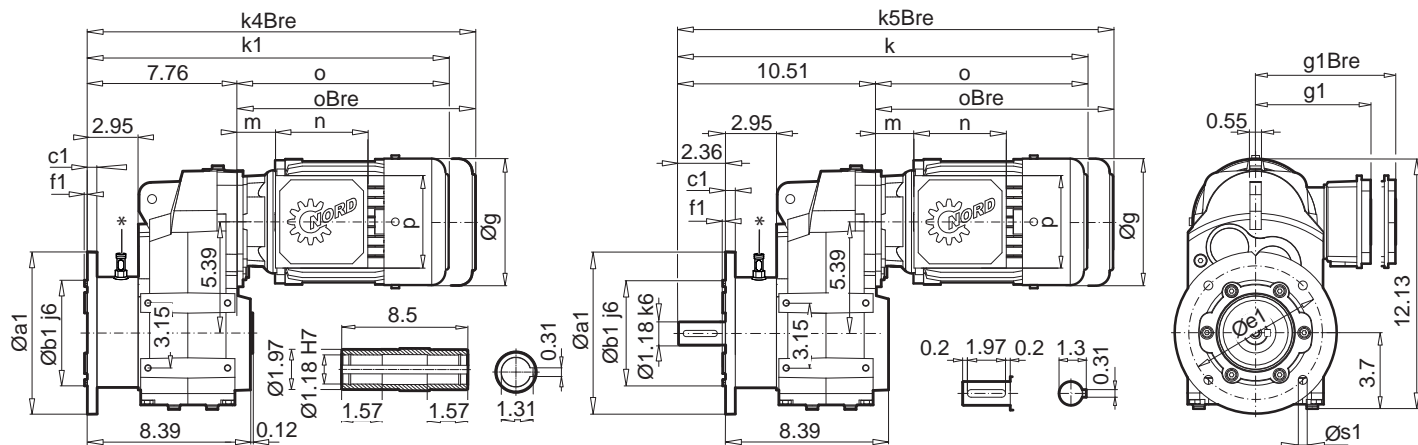




SK 1382.1

SK 1382.1 AXF VL2/VL3

SK 1382.1 VXF VL2/VL3



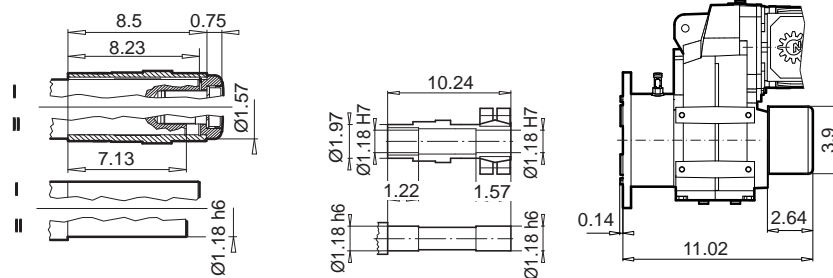
*Oil leak indicator or oil sensor for option VL3

a1	b1	c1	e1	f1	s1
7.87	5.12	0.47	6.50	0.14	4 x 0.43

Parallel shaft gear units

SK 1382.1AXF VL2/3 B

SK 1382.1AXF VL2/3 SH

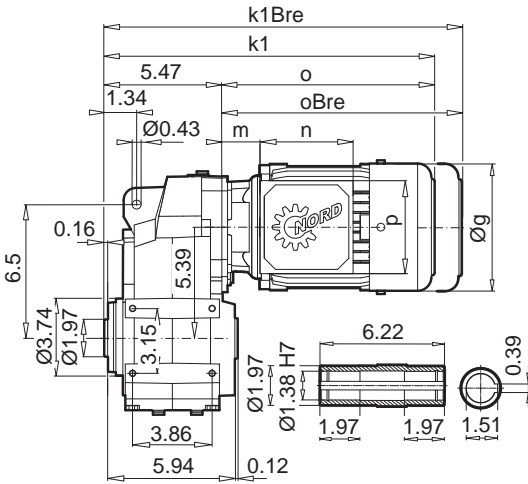


± ⇨ A58	63 SP/LP	71 SP/LP	80 SP/LP	90 SP/LP	APAB 100 LP/AP	100 LP/AP	112 MP	
g	5.12	5.71	6.46	7.24	7.95	7.95	8.90	
g1 / g1Bre	4.57 / 4.84	4.88 / 5.24	5.59 / 5.59	5.79 / 5.79	6.65 / 6.77	6.65 / 6.77	7.05 / 7.17	W ⇨ D112
k / kBre	15.47 / 17.68	17.05 / 19.33	18.03 / 20.55	19.65 / 22.60	20.83 / 24.41	20.83 / 24.41	21.73 / 25.43	
k1 / k1Bre	17.83 / 20.04	19.41 / 21.69	20.39 / 22.91	22.05 / 24.96	23.23 / 26.77	23.23 / 26.77	24.09 / 27.80	
o / oBre	7.72 / 9.92	9.29 / 11.57	10.28 / 12.80	11.89 / 14.84	13.07 / 16.65	13.07 / 16.65	13.98 / 17.68	
m / mBre	0.63 / 0.87	1.65 / 1.89	1.85 / 1.97	2.05 / 2.17	2.28 / 2.44	2.28 / 2.44	2.52 / 2.64	IEC, NEMA ⇨ D113
n / nBre	3.94 / 5.28	3.94 / 5.28	4.49 / 6.02	4.49 / 6.02	4.49 / 6.02	4.49 / 6.02	4.49 / 6.02	
p / pBre	3.94 / 3.50	3.94 / 3.50	4.49 / 4.25	4.49 / 4.25	4.49 / 4.25	4.49 / 4.25	4.49 / 4.25	

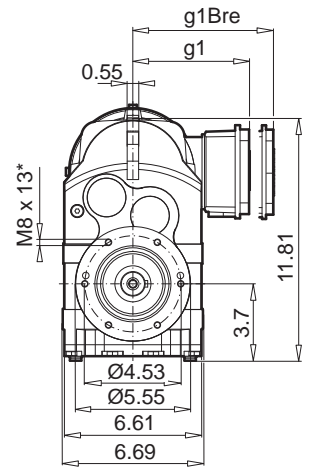
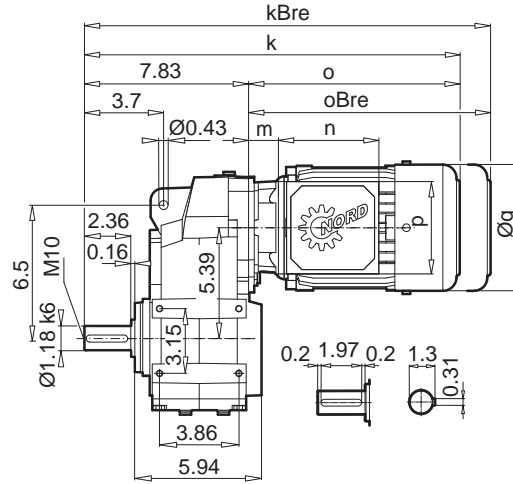
SK 1382.1 ... N



SK 1382.1 AXZN



SK 1382.1 VXZN

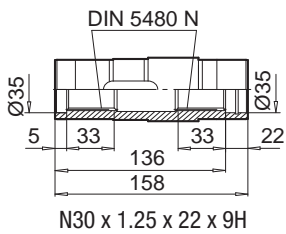


* Listed in mm

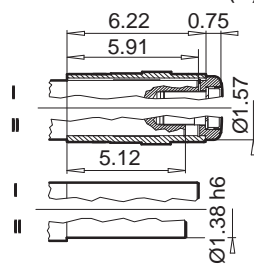
Parallel shaft gear units

SK 1382.1EA*

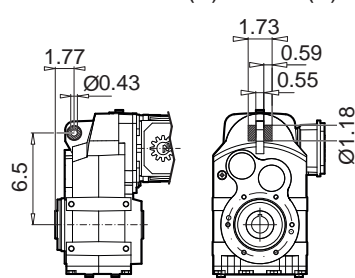
* Listed in mm



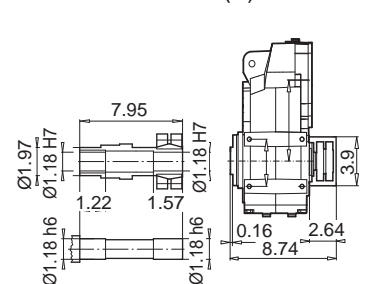
SK 1382.1AXFB / AXZ(N)B



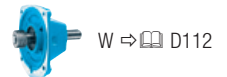
SK 1382.1AXZ(N)G / VXZ(N)G




SK 1382.1AXZ(N)SH



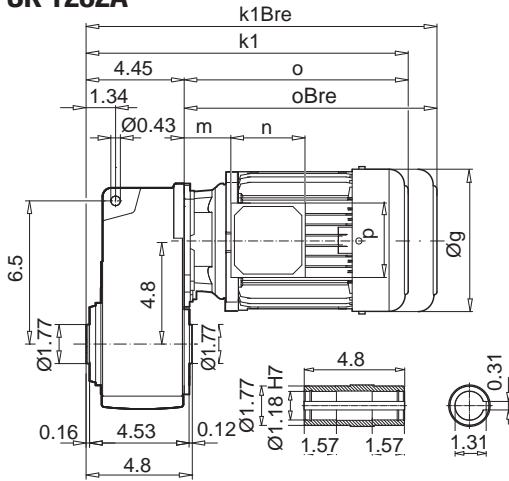
± ⇄ A58	63 SP/LP	71 SP/LP	80 SP/LP	90 SP/LP	APAB 100 LP/AP	100 LP/AP
g	5.12	5.71	6.46	7.24	7.95	7.95
g1 / g1Bre	4.57 / 4.84	4.88 / 5.24	5.59 / 5.59	5.79 / 5.79	6.65 / 6.77	6.65 / 6.77
k / kBre	15.87 (15.55) / 18.07 (17.76)	17.44 (17.13) / 19.72 (19.41)	18.43 (18.11) / 20.94 (20.63)	20.04 (19.72) / 22.99 (22.68)	21.22 (20.91) / 24.80 (24.49)	21.22 (20.91) / 24.80 (24.49)
k1 / k1Bre	13.62 (13.19) / 15.83 (15.39)	15.20 (14.76) / 17.48 (17.05)	16.18 (15.75) / 18.70 (18.27)	17.80 (17.36) / 20.75 (20.32)	18.98 (18.54) / 22.56 (22.13)	18.98 (18.54) / 22.56 (22.13)
k2 / k2Bre	14.33 / 16.54	15.87 / 18.19	16.85 / 19.41	18.50 / 21.46	19.69 / 23.23	19.69 / 23.23
k3 / k2Bre	16.65 / 18.86	18.23 / 20.51	19.21 / 21.73	20.87 / 23.78	22.05 / 25.59	22.05 / 25.59
o / oBre	7.72 / 9.92	9.29 / 11.57	10.28 / 12.80	11.89 / 14.84	13.07 / 16.65	13.07 / 16.65
m / mBre	0.63 / 0.87	1.65 / 1.89	1.85 / 1.97	2.05 / 2.17	2.28 / 2.44	2.28 / 2.44
n / nBre	3.94 / 5.28	3.94 / 5.28	4.49 / 6.02	4.49 / 6.02	4.49 / 6.02	4.49 / 6.02
p / pBre	3.94 / 3.50	3.94 / 3.50	4.49 / 4.25	4.49 / 4.25	4.49 / 4.25	4.49 / 4.25



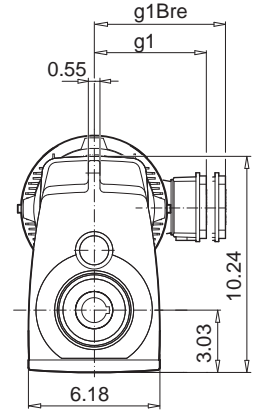
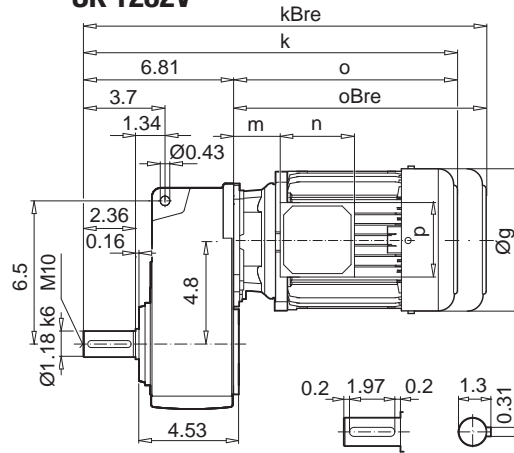


SK 1282

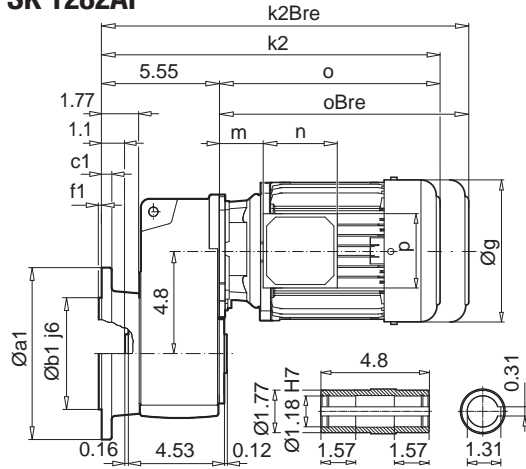
SK 1282A



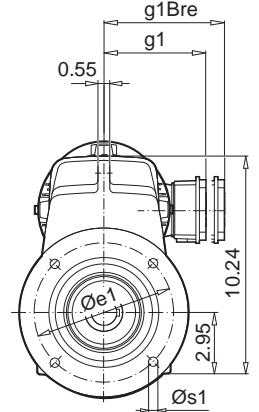
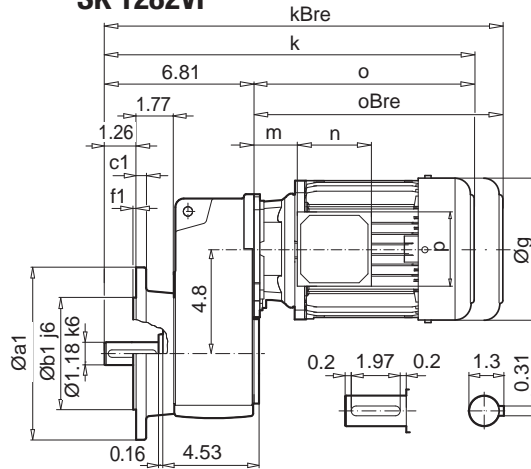
SK 1282V



SK 1282AF



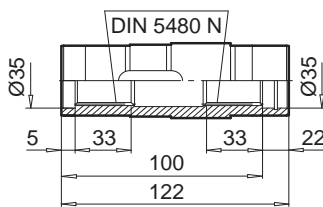
SK 1282VF



a1	b1	c1	e1	f1	s1
7.87	5.12	0.47	6.50	0.14	4 x 0.43

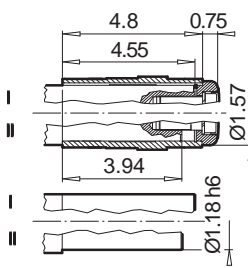
SK 1282EA*

* Listed in mm

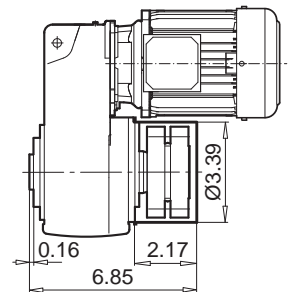
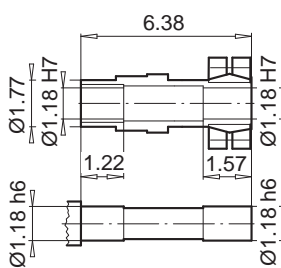


N30 x 1.25 x 30 x 22 x 9H

SK 1282AB / AFB



SK 1282ASH (AFSH)



± 0.05 A58	63 SP/LP	71 SP/LP	80 SP/LP	90 SP/LP	100 LP/AP	112 MP
g	5.12	5.71	6.50	7.20	7.91	8.98
g1 / g1Bre	4.53 / 4.84	4.88 / 5.20	5.59 / 5.59	5.79 / 5.79	6.65 / 6.81	7.05 / 7.17
k / kBre	14.53 / 16.73	16.10 / 18.39	17.09 / 19.61	18.70 / 21.65	19.88 / 23.46	21.77 / 25.43
k1 / k1Bre	12.17 / 14.37	13.74 / 16.02	14.72 / 17.24	16.34 / 19.29	17.52 / 21.10	19.41 / 23.07
k2 / k2Bre	13.27 / 15.47	14.84 / 17.13	15.83 / 18.35	17.44 / 20.39	18.62 / 22.20	20.51 / 24.17
o / oBre	7.72 / 9.92	9.29 / 11.57	10.28 / 12.80	11.89 / 14.84	13.07 / 16.65	14.96 / 18.62
m / mBre	0.63 / 0.87	1.65 / 1.89	1.85 / 2.01	2.05 / 2.20	2.28 / 2.44	2.52 / 2.64
n / nBre	3.94 / 5.28	3.94 / 5.28	4.49 / 6.02	4.49 / 6.02	4.49 / 6.02	4.49 / 6.02
p / pBre	3.94 / 3.50	3.94 / 3.50	4.49 / 4.25	4.49 / 4.25	4.49 / 4.25	4.49 / 4.25




W ⇒ D114



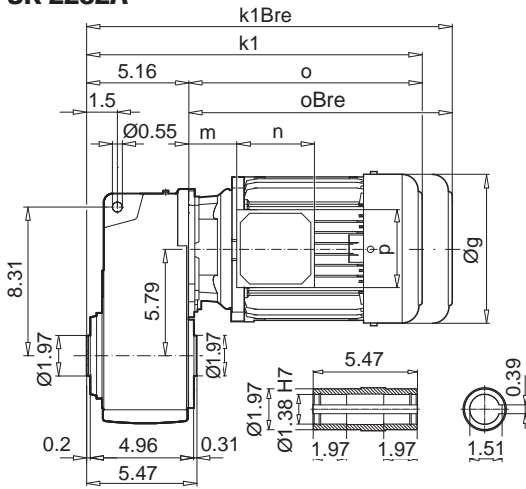
IEC, NEMA
⇒ D116

Parallel shaft gear units

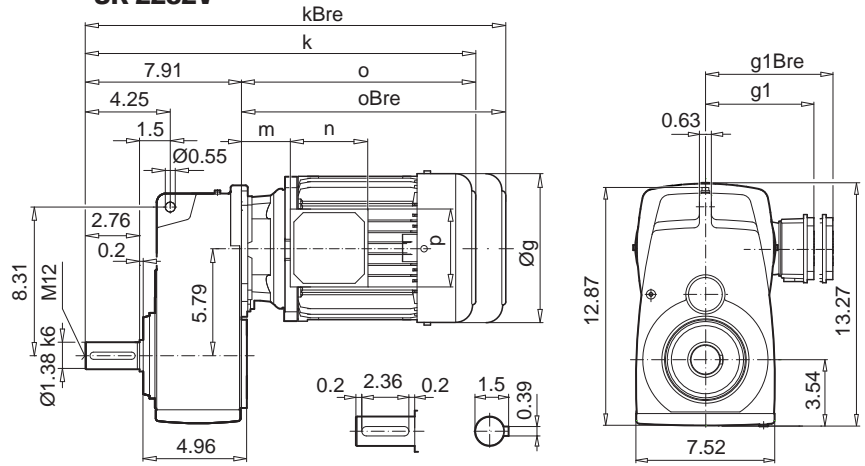
SK 2282



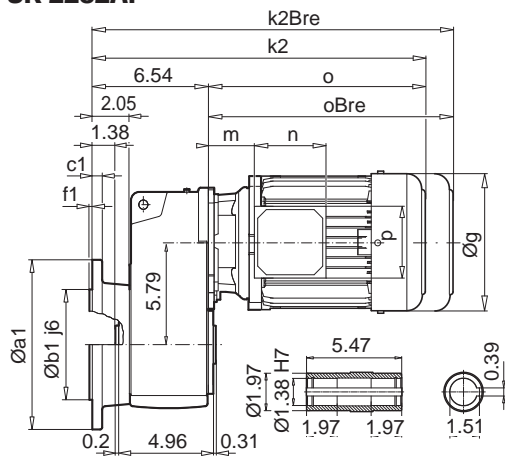
SK 2282A



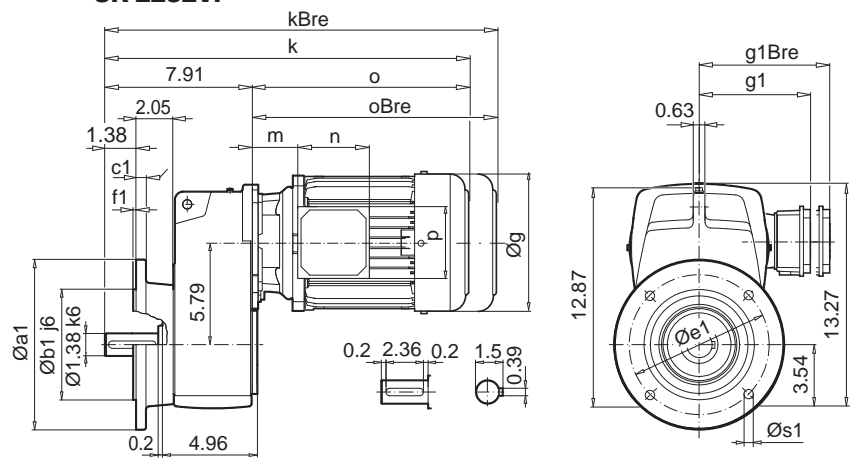
SK 2282V



SK 2282AF



SK 2282VF

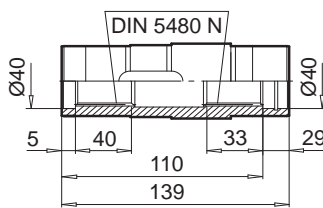


Parallel shaft gear units

a1	b1	c1	e1	f1	s1
9.84	7.09	0.63	8.46	0.16	4 x 0.53

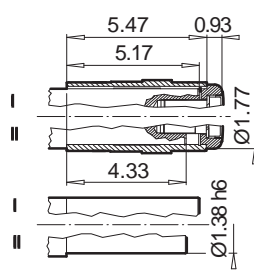
SK 2282EA*

* Listed in mm

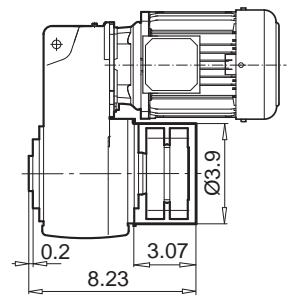
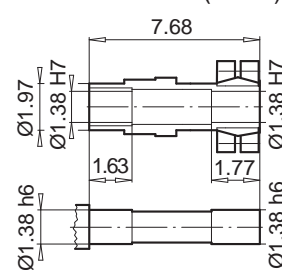


N35 x 2 x 30 x 16 x 9H

SK 2282AB / AFB




SK 2282ASH (AFSH)



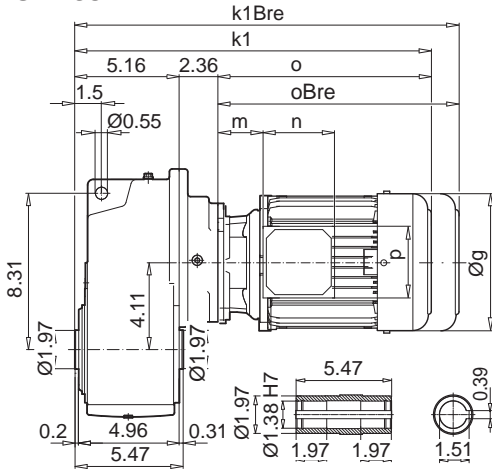
± ⇄ A58	71 SP/LP	80 SP/LP	90 SP/LP	100 LP/AP	112 MP	132 SP/MP
g	5.71	6.50	7.24	7.91	8.98	10.47
g1 / g1Bre	4.88 / 5.20	5.59 / 5.59	5.79 / 5.79	6.65 / 6.81	7.05 / 7.17	8.03 / 7.91
k / kBre	16.97 / 19.25	17.95 / 20.47	19.57 / 22.52	20.75 / 24.33	22.64 / 26.30	25.04 / 29.25
k1 / k1Bre	14.21 / 16.50	15.20 / 17.72	16.81 / 19.76	17.99 / 21.57	19.88 / 23.54	22.28 / 26.50
k2 / k2Bre	15.59 / 17.87	16.57 / 19.09	18.19 / 21.14	19.37 / 22.95	21.26 / 24.92	23.66 / 27.87
o / oBre	9.06 / 11.34	10.04 / 12.56	11.65 / 14.61	12.83 / 16.42	14.72 / 18.39	17.13 / 21.34
m / mBre	1.42 / 1.65	1.61 / 1.73	1.81 / 1.97	2.05 / 2.20	2.28 / 2.40	2.80 / 2.44
n / nBre	3.94 / 5.28	4.49 / 6.02	4.49 / 6.02	4.49 / 6.02	4.49 / 6.02	4.80 / 7.28
p / pBre	3.94 / 3.50	4.49 / 4.25	4.49 / 4.25	4.49 / 4.25	4.49 / 4.25	4.80 / 5.47



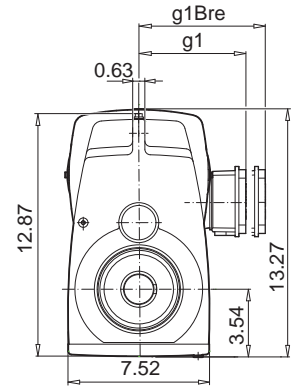
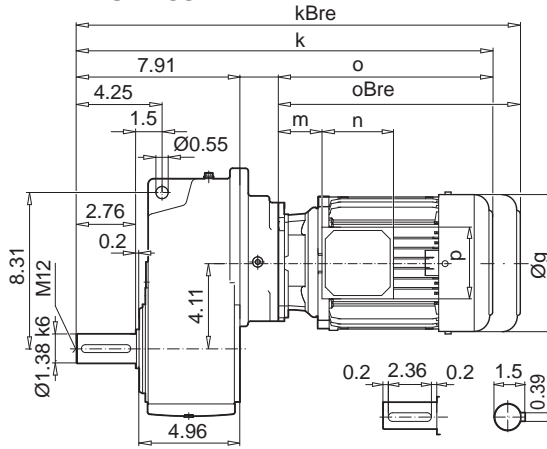


SK 2382

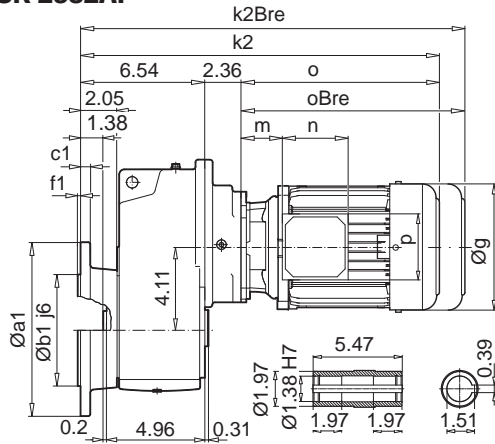
SK 2382A



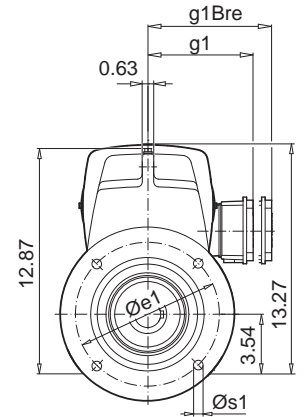
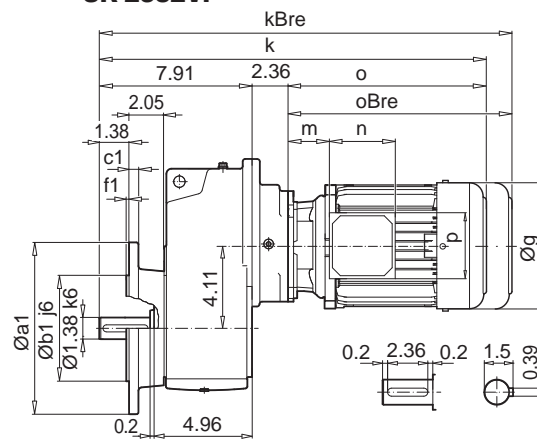
SK 2382V



SK 2382AF



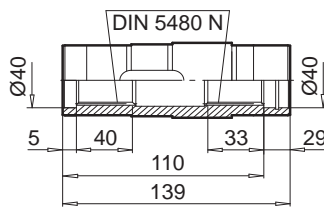
SK 2382VF



a1	b1	c1	e1	f1	s1
9.84	7.09	0.63	8.46	0.16	4 x 0.53

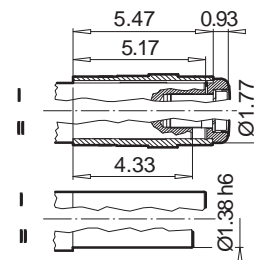
SK 2382EA*

* Listed in mm



N35 x 2 x 30 x 16 x 9H

SK 2382AB / AFB



Parallel shaft gear units

± ⇨ A58	63 SP/LP	71 SP/LP	80 SP/LP	90 SP
g	5.12	5.71	6.50	7.24
g1 / g1Bre	4.53 / 4.84	4.88 / 5.20	5.59 / 5.59	5.79 / 5.79
k / kBre	17.99 / 20.20	19.57 / 21.85	20.55 / 23.07	22.17 / 25.12
k1 / k1Bre	15.24 / 17.44	16.81 / 19.09	17.80 / 20.32	19.41 / 22.36
k2 / k2Bre	16.65 / 18.86	18.19 / 20.47	19.17 / 21.69	20.79 / 23.74
o / oBre	7.72 / 9.92	9.29 / 11.57	10.28 / 12.80	11.65 / 14.61
m / mBre	0.63 / 0.87	1.65 / 1.89	1.85 / 1.97	2.05 / 2.20
n / nBre	3.94 / 5.28	3.94 / 5.28	4.49 / 6.02	4.49 / 6.02
p / pBre	3.94 / 3.50	3.94 / 3.50	4.49 / 4.25	4.49 / 4.25




W ⇨ D114

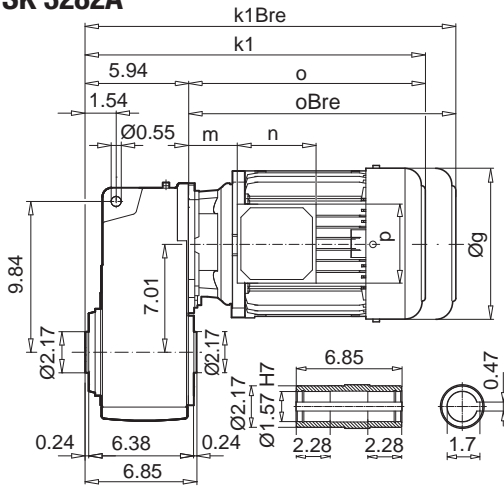


IEC, NEMA ⇨ D120

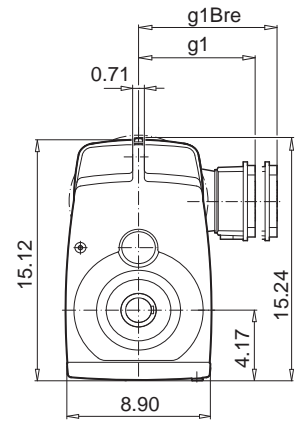
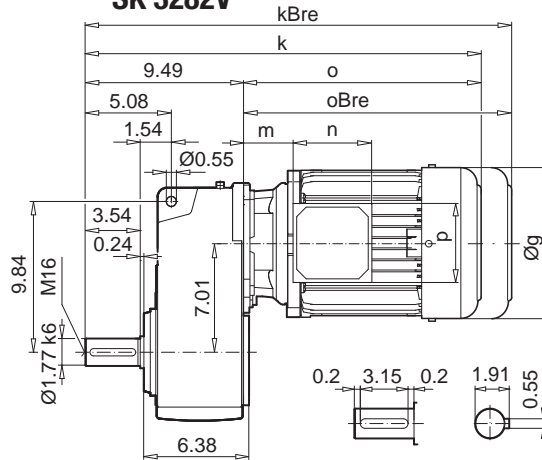
SK 3282



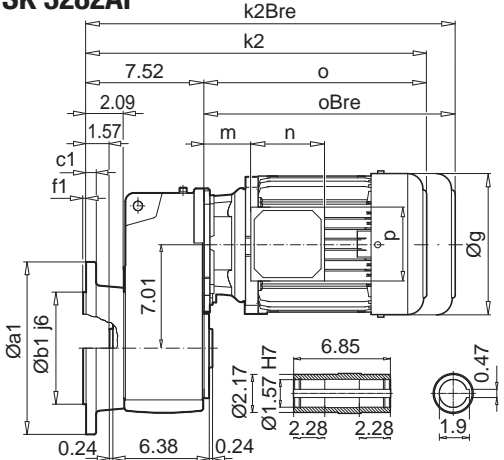
SK 3282A



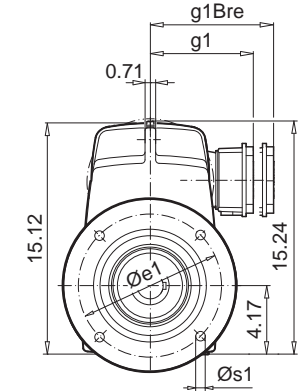
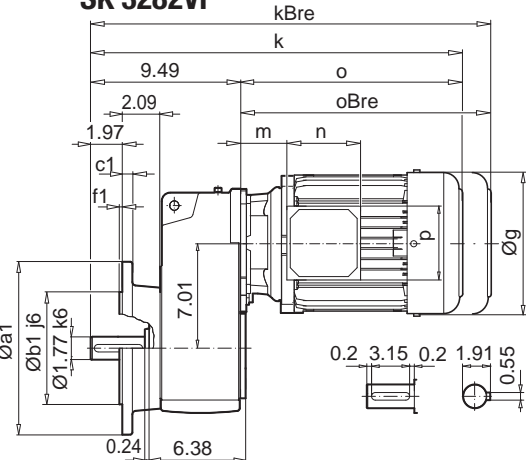
SK 3282V



SK 3282AF



SK 3282VF

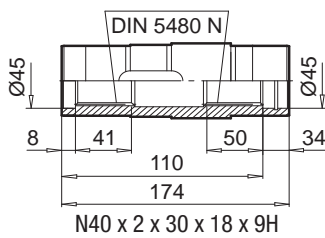


Parallel shaft gear units

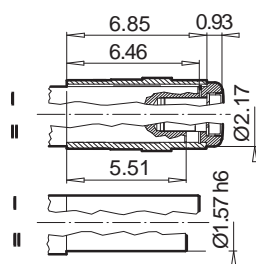
a1	b1	c1	e1	f1	s1
9.84	7.09	0.59	8.46	0.16	4 x 0.53
11.81	9.06	0.79	10.43	0.16	4 x 0.53

SK 3282EA*

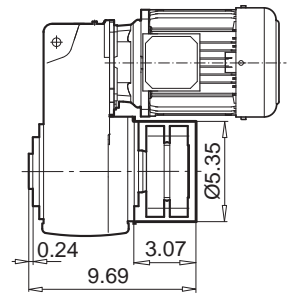
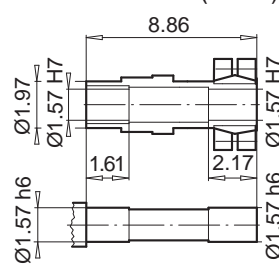
* Listed in mm



SK 3282AB / AFB




SK 3282ASH (AFSH)



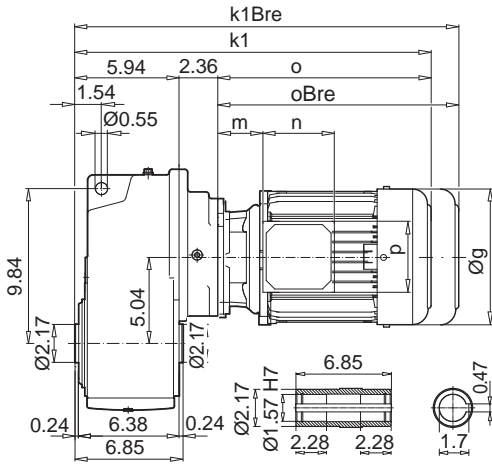
± ⇨ A58	71 S/L	80 S/SH	80 LP	90 SP/LP	100 LP/AP	112 MP	132 SP/MP
g	5.71	6.50	6.50	7.24	7.91	8.98	10.47
g1 / g1Bre	4.88 / 5.20	5.59 / 5.59	5.59 / 5.59	5.79 / 5.79	6.65 / 6.81	7.05 / 7.17	8.03 / 7.91
k / kBre	18.54 / 20.83	19.53 / 22.05	19.53 / 22.05	21.14 / 24.09	22.32 / 25.91	24.21 / 27.87	26.61 / 30.83
k1 / k1Bre	15.00 / 17.28	15.98 / 18.50	15.98 / 18.50	17.60 / 20.55	18.78 / 22.36	20.67 / 24.33	23.07 / 27.28
k2 / k2Bre	16.57 / 18.86	17.56 / 20.08	17.56 / 20.08	19.17 / 22.13	20.35 / 23.94	22.24 / 25.91	24.65 / 28.86
o / oBre	9.06 / 11.34	10.04 / 12.56	10.04 / 12.56	11.65 / 14.61	12.83 / 16.42	14.72 / 18.39	17.13 / 21.34
m / mBre	1.42 / 1.65	1.61 / 1.73	1.61 / 1.73	1.81 / 1.97	2.05 / 2.20	2.28 / 2.40	2.80 / 2.44
n / nBre	3.94 / 5.28	4.49 / 6.02	4.49 / 6.02	4.49 / 6.02	4.49 / 6.02	4.49 / 6.02	4.80 / 7.28
p / pBre	3.94 / 3.50	4.49 / 4.25	4.49 / 4.25	4.49 / 4.25	4.49 / 4.25	4.49 / 4.25	4.80 / 5.47



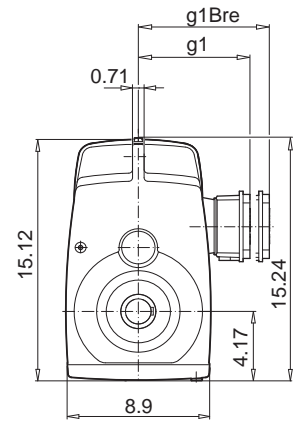
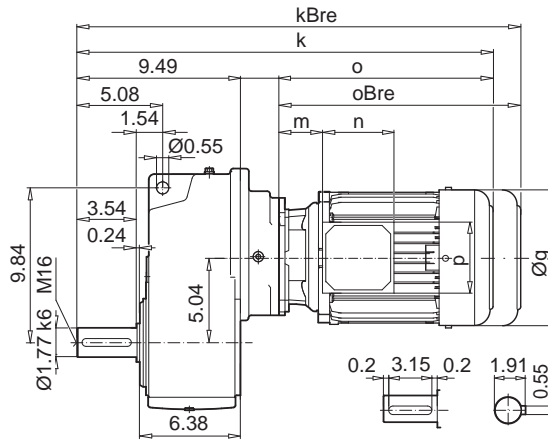


SK 3382

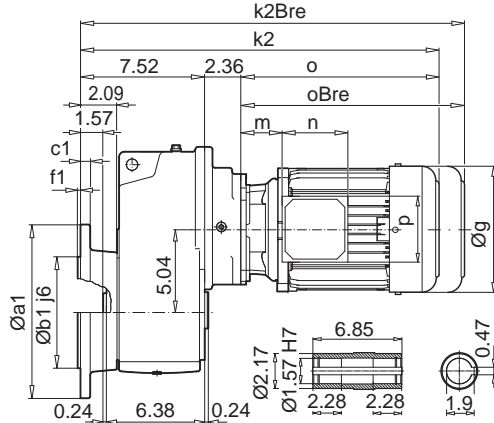
SK 3382A



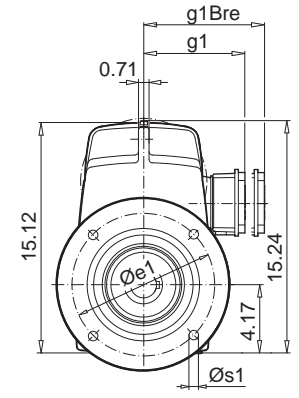
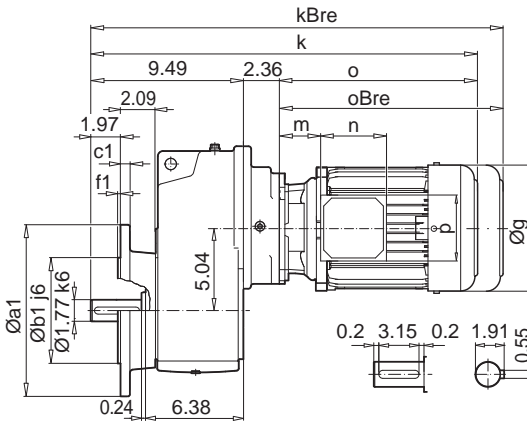
SK 3382V



SK 3382AF



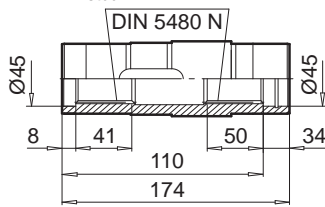
SK 3382VF



a1	b1	c1	e1	f1	s1
9.84	7.09	0.59	8.46	0.16	4 x 0.53
11.81	9.06	0.79	10.43	0.16	4 x 0.53

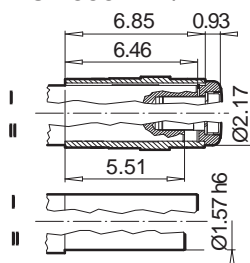
SK 3382EA*

* Listed in mm

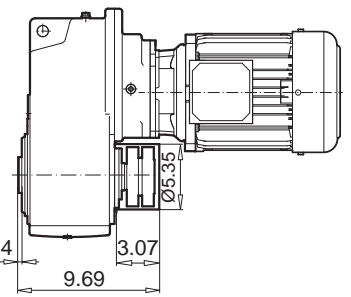
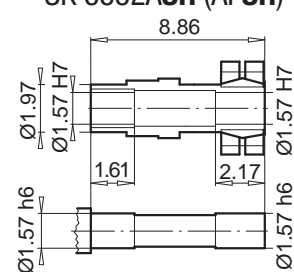


N40 x 2 x 30 x 18 x 9H

SK 3382AB / AFB



SK 3382ASH (AFSH)



± → A58	63 SP/LP	71 SP/LP	80 SP/LP	90 SP
g	5.12	5.71	6.50	7.24
g1 / g1Bre	4.53 / 4.84	4.88 / 5.20	5.59 / 5.59	5.79 / 5.79
k / kBre	19.57 / 21.77	21.14 / 22.24	22.13 / 24.65	23.74 / 26.69
k1 / k1Bre	16.02 / 18.23	17.60 / 18.70	18.58 / 21.10	20.20 / 23.15
k2 / k2Bre	17.44 / 19.80	19.17 / 20.28	20.16 / 22.68	21.77 / 24.72
o / oBre	7.72 / 9.92	9.29 / 11.57	10.28 / 12.80	11.89 / 14.84
m / mBre	0.63 / 0.87	1.65 / 1.89	1.85 / 1.97	2.05 / 2.20
n / nBre	3.94 / 5.28	3.94 / 5.28	4.49 / 6.02	4.49 / 6.02
p / pBre	3.94 / 3.50	3.94 / 3.50	4.49 / 4.25	4.49 / 4.25




W → D114



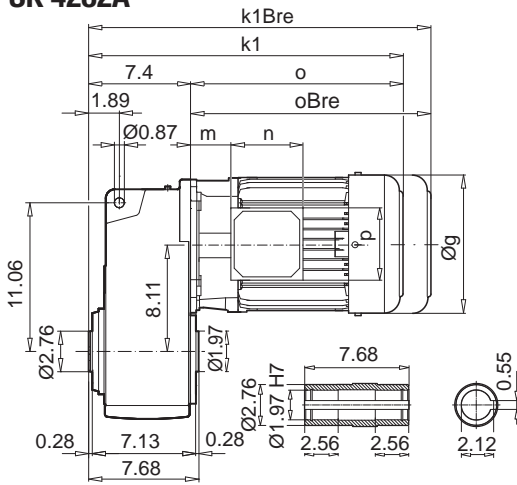
IEC, NEMA → D120

Parallel shaft gear units

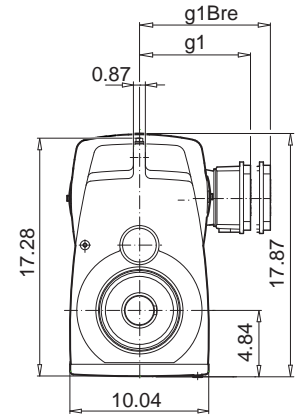
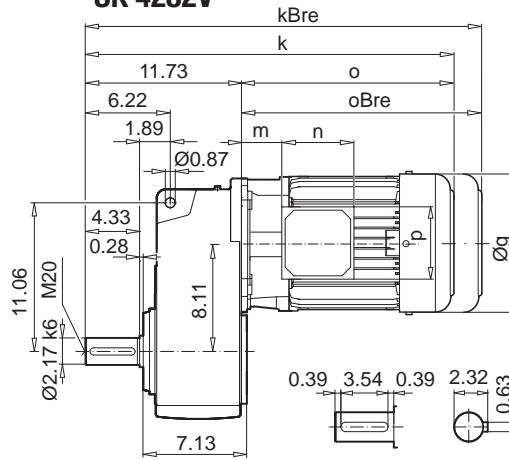
SK 4282



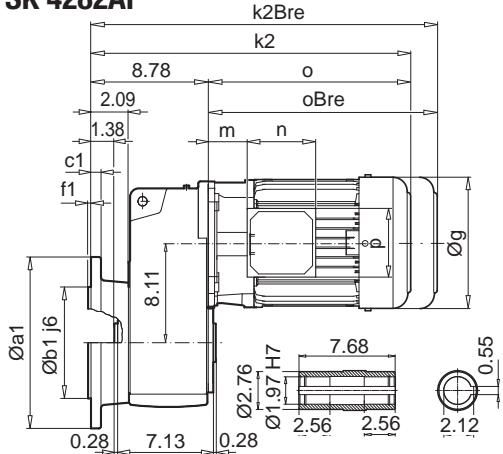
SK 4282A



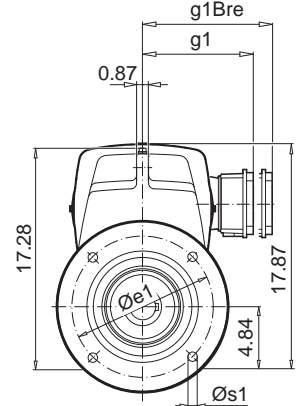
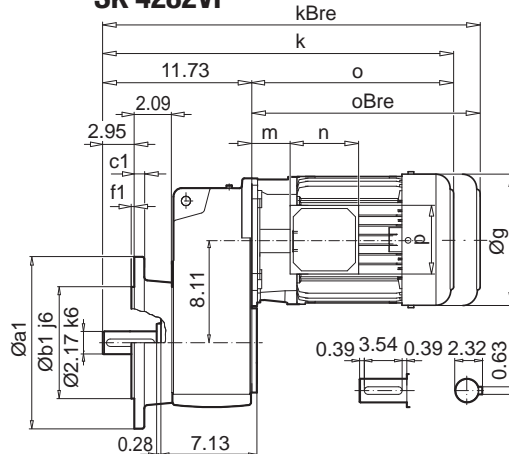
SK 4282V



SK 4282AF



SK 4282VF

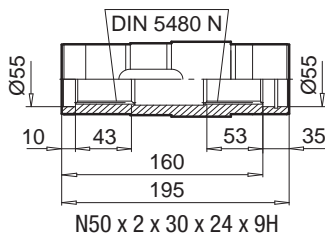


Parallel shaft gear units

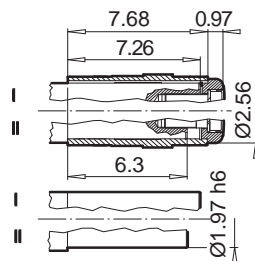
a1	b1	c1	e1	f1	s1
9.84	7.09	0.57	8.46	0.16	4 x 0.55
11.81	9.06	0.79	10.43	0.16	4 x 0.55

SK 4282EA*

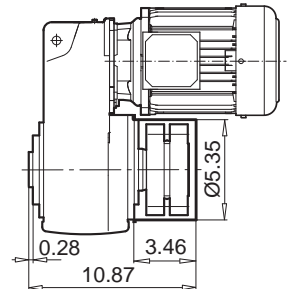
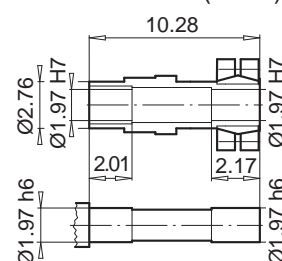
* Listed in mm




SK 4282AB / AFB




SK 4282ASH (AFSH)



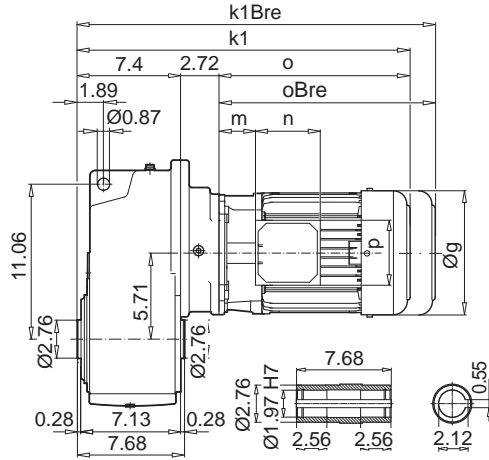
± ⇨ A58	90 SP/LP	100 LP/AP	112 MP	132 SP/MP	160 SP/MP	160 LP	180 MP/LP
g	7.24	7.91	8.98	10.47	12.60	12.60	14.06
g1 / g1Bre	5.79 / 5.79	6.65 / 6.81	7.05 / 7.17	8.03 / 7.91	9.53 / 9.53	9.53 / 9.53	10.16 / 10.16
k / kBre	22.60 / 25.55	23.78 / 27.36	25.67 / 29.33	28.07 / 32.28	31.10 / 36.42	32.83 / 38.15	36.77 / 41.77
k1 / k1Bre	18.27 / 21.22	19.45 / 23.03	21.34 / 25.00	23.74 / 27.95	26.77 / 32.09	28.50 / 33.82	32.44 / 37.44
k2 / k2Bre	19.65 / 22.60	20.83 / 24.41	22.72 / 26.38	25.12 / 29.33	28.15 / 33.46	29.88 / 35.20	33.82 / 38.82
o / oBre	10.87 / 13.82	12.05 / 15.63	13.94 / 17.60	16.34 / 20.55	19.37 / 24.69	21.10 / 26.42	25.04 / 30.08
m / mBre	1.02 / 1.18	1.26 / 1.42	1.50 / 1.61	2.01 / 1.65	2.05 / 2.05	2.05 / 2.05	2.95 / 2.95
n / nBre	4.49 / 6.02	4.49 / 6.02	4.49 / 6.02	4.80 / 7.28	7.32 / 7.32	7.32 / 7.32	7.32 / 7.32
p / pBre	4.49 / 4.25	4.49 / 4.25	4.49 / 4.25	4.80 / 5.47	7.32 / 7.32	7.32 / 7.32	7.32 / 7.32



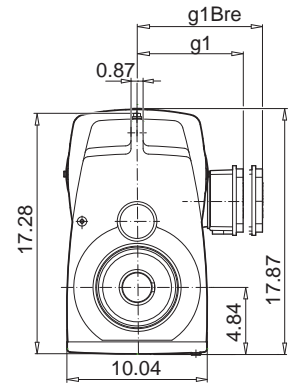
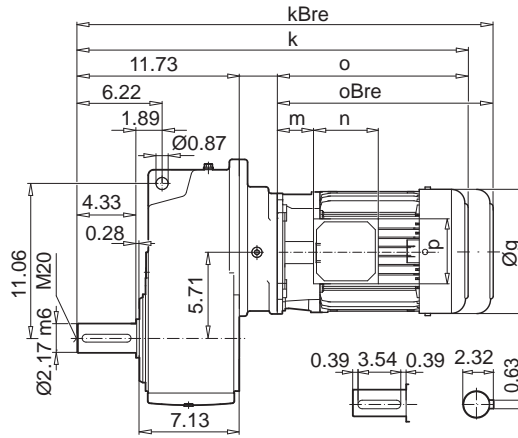


SK 4382

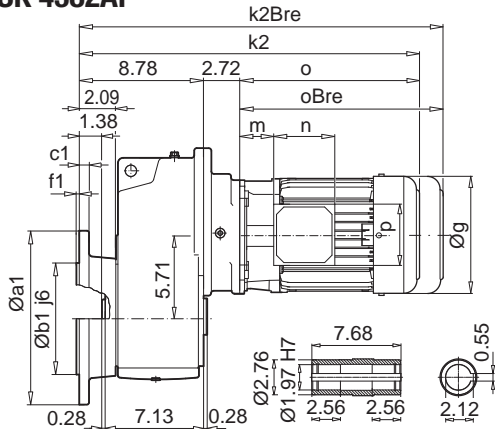
SK 4382A



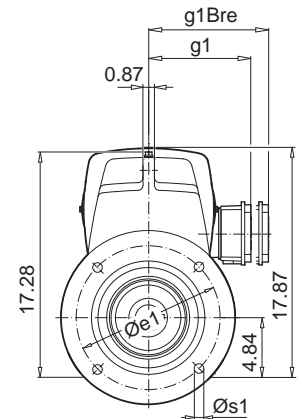
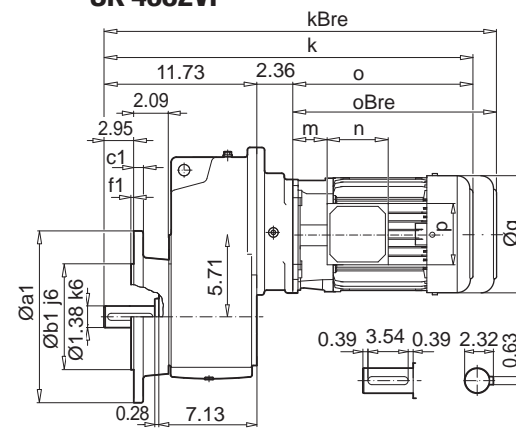
SK 4382V



SK 4382AF



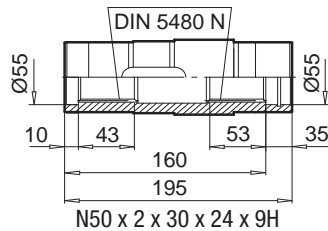
SK 4382VF



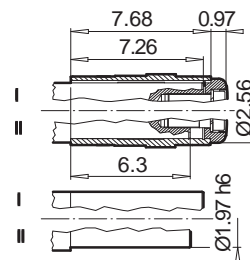
a1	b1	c1	e1	f1	s1
9.84	7.09	0.57	8.46	0.16	4 x 0.55
11.81	9.06	0.79	10.43	0.16	4 x 0.55

SK 4382EA*

* Listed in mm



SK 4382AB / AFB



± ⇄ A58	71 SP/LP	80 SP/SP	90 SP/LP	100 LP/AP
g	5.71	6.50	7.24	7.91
g1 / g1Bre	4.88 / 5.20	5.59 / 5.59	5.79 / 5.79	6.65 / 6.81
k / kBre	23.50 / 25.79	24.49 / 27.01	26.10 / 29.06	27.28 / 30.87
k1 / k1Bre	19.17 / 21.46	20.16 / 22.68	21.77 / 24.72	22.95 / 26.54
k2 / k2Bre	20.55 / 22.83	21.54 / 24.06	23.15 / 26.10	24.33 / 27.91
o / oBre	9.29 / 11.57	10.28 / 12.80	11.65 / 14.61	12.83 / 16.42
m / mBre	1.42 / 1.65	1.61 / 1.73	1.81 / 1.97	2.05 / 2.20
n / nBre	3.94 / 5.28	4.49 / 6.02	4.49 / 6.02	4.49 / 6.02
p / pBre	3.94 / 3.50	4.49 / 4.25	4.49 / 4.25	4.49 / 4.25




W ⇄ D114



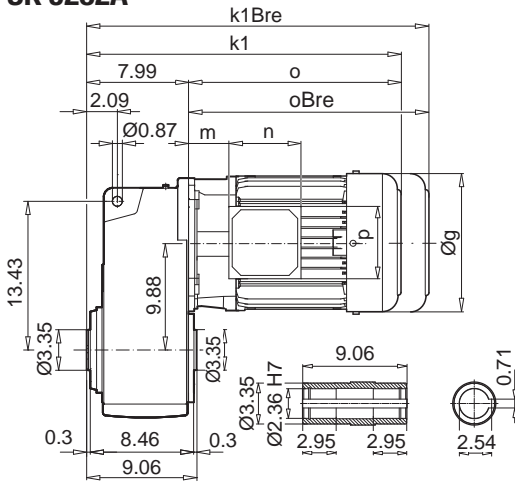
IEC, NEMA ⇄ D121

Parallel shaft gear units

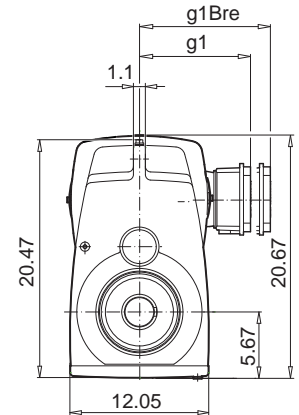
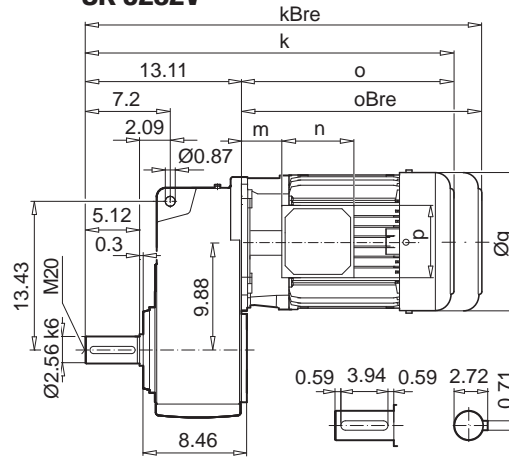
SK 5282



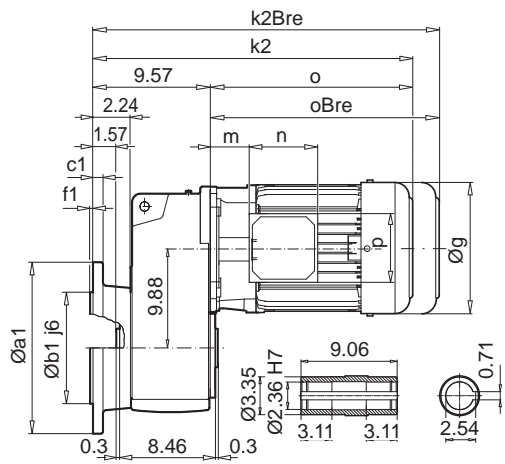
SK 5282A



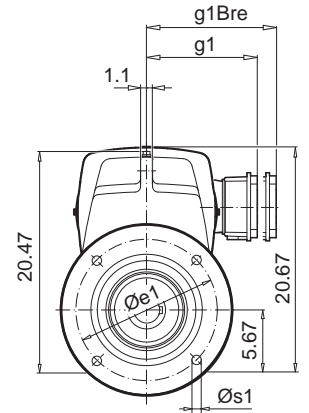
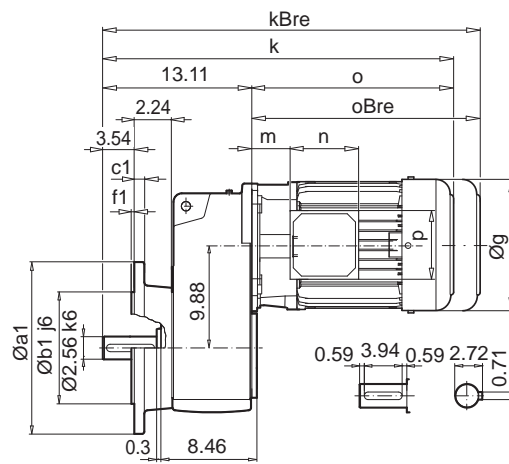
SK 5282V



SK 5282AF



SK 5282VF

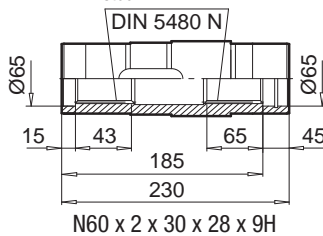


Parallel shaft gear units

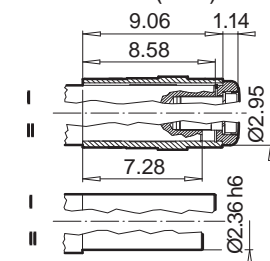
a1	b1	c1	e1	f1	s1
13.78	9.84	0.79	11.81	0.20	4 x 0.71

SK 5282EA*

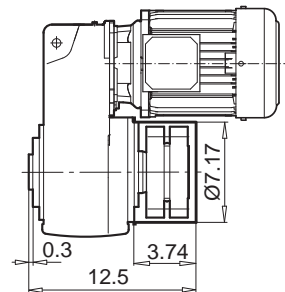
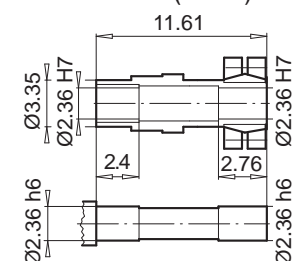
* Listed in mm



SK 5282AB (AFB)



SK 5282ASH (AFSH)




± ⇄ A58	90 SP/LP	100 LP/AP	112 MP	132 SP/MP	160 SP/MP	160 LP	180 MP/LP	225 RP/SP
g	7.24	7.91	8.98	10.47	12.60	12.60	14.06	17.52
g1 / g1Bre	5.79 / 5.79	6.65 / 6.81	7.05 / 7.17	8.03 / 7.91	9.53 / 9.53	9.53 / 9.53	10.16 / 10.16	13.78 / 13.78
k / kBre	23.98 / 26.93	25.16 / 28.74	27.05 / 30.71	29.45 / 33.66	32.48 / 37.80	34.21 / 39.53	38.11 / 43.15	42.32 / 49.41
k1 / k1Bre	18.86 / 21.81	20.04 / 23.62	21.93 / 25.59	24.33 / 28.54	27.36 / 32.68	29.09 / 34.41	32.99 / 38.03	37.20 / 44.29
k2 / k2Bre	20.43 / 23.39	21.61 / 25.20	23.50 / 27.17	25.91 / 30.12	28.94 / 34.25	30.67 / 35.98	34.57 / 39.61	38.78 / 45.87
o / oBre	10.87 / 13.82	12.05 / 15.63	13.94 / 17.60	16.34 / 20.55	19.37 / 24.69	21.10 / 26.42	25.04 / 30.08	29.21 / 36.30
m / mBre	1.02 / 1.18	1.26 / 1.42	1.50 / 1.61	2.01 / 1.65	2.05 / 2.05	2.05 / 2.05	2.95 / 2.95	3.70 / 3.70
n / nBre	4.49 / 6.02	4.49 / 6.02	4.49 / 6.02	4.80 / 7.28	7.32 / 7.32	7.32 / 7.32	7.32 / 7.32	9.65 / 9.65
p / pBre	4.49 / 4.25	4.49 / 4.25	4.49 / 4.25	4.80 / 5.47	7.32 / 7.32	7.32 / 7.32	7.32 / 7.32	9.65 / 9.65



W ⇄ D114

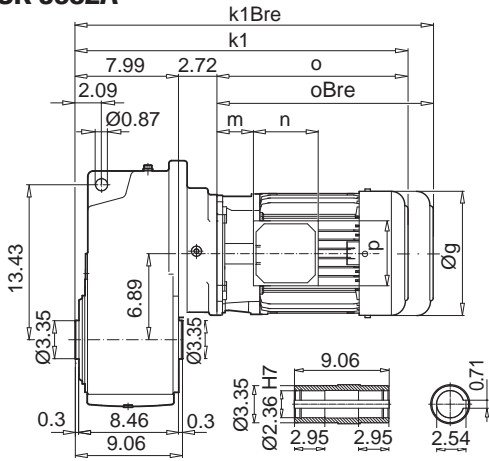


IEC, NEMA ⇄ D118

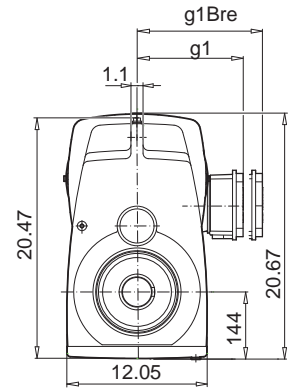
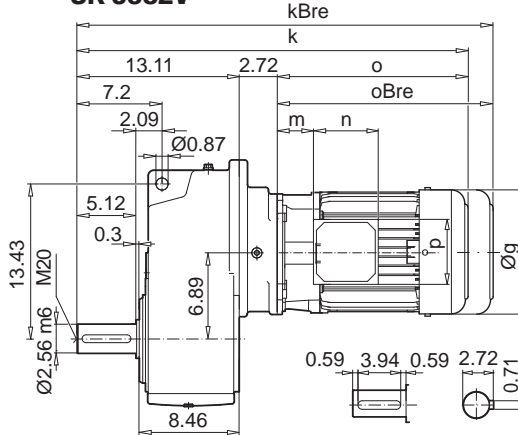


SK 5382

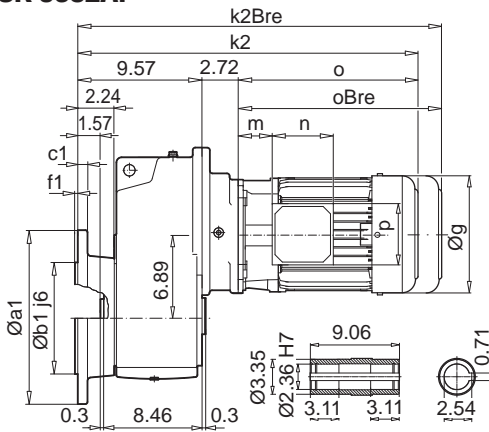
SK 5382A



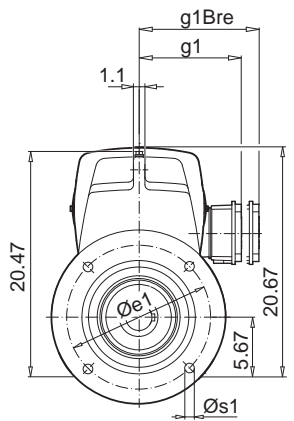
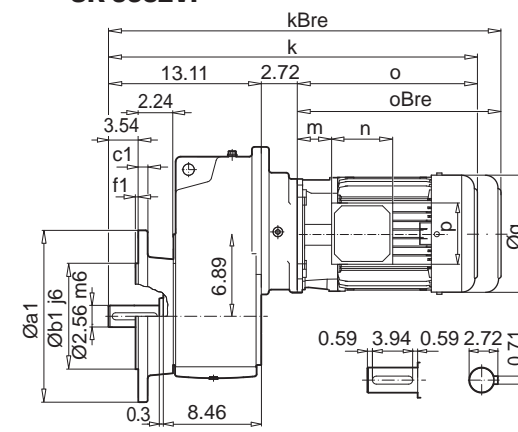
SK 5382V



SK 5382AF



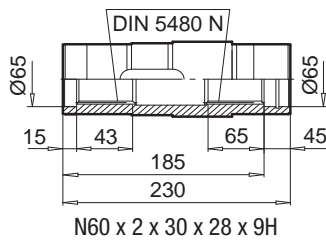
SK 5382VF



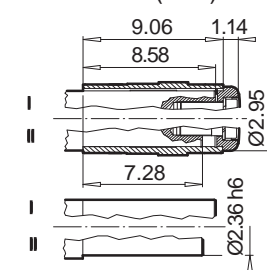
a1	b1	c1	e1	f1	s1
13.78	9.84	0.79	11.81	0.20	4 x 0.71

SK 5382EA*

* Listed in mm

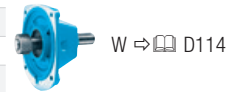


SK 5382AB (AFB)




Parallel shaft gear units

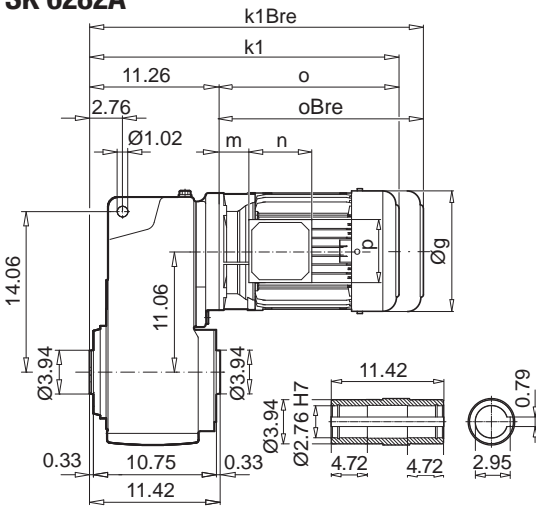
± ⇄ A58	71 LP	80 SP/LP	90 SP/LP	100 LP/AP	112 MP	132 SP
g	5.71	6.50	7.24	7.91	8.98	10.47
g1 / g1Bre	4.88 / 5.20	5.59 / 5.59	5.79 / 5.79	6.65 / 6.81	7.05 / 7.17	8.03 / 7.91
k / kBre	24.88 / 27.17	25.87 / 28.39	27.48 / 30.43	28.66 / 32.24	30.55 / 34.21	32.95 / 37.17
k1 / k1Bre	19.76 / 22.05	20.75 / 23.27	22.36 / 25.32	23.54 / 27.13	25.43 / 29.09	27.83 / 32.05
k2 / k2Bre	21.34 / 23.62	22.32 / 24.84	23.94 / 26.89	25.12 / 28.70	27.01 / 30.67	29.41 / 33.23
o / oBre	9.06 / 11.34	10.04 / 12.56	11.65 / 14.61	12.83 / 16.42	14.72 / 18.39	17.13 / 21.34
m / mBre	1.42 / 1.65	1.61 / 1.73	1.81 / 1.97	2.05 / 2.20	2.28 / 2.40	2.80 / 2.44
n / nBre	3.94 / 5.28	4.49 / 6.02	4.49 / 6.02	4.49 / 6.02	4.49 / 6.02	4.80 / 7.28
p / pBre	3.94 / 3.50	4.49 / 4.25	4.49 / 4.25	4.49 / 4.25	4.49 / 4.25	4.80 / 5.47



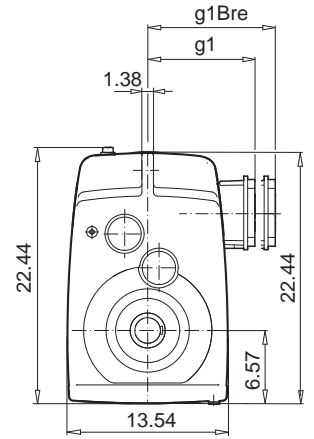
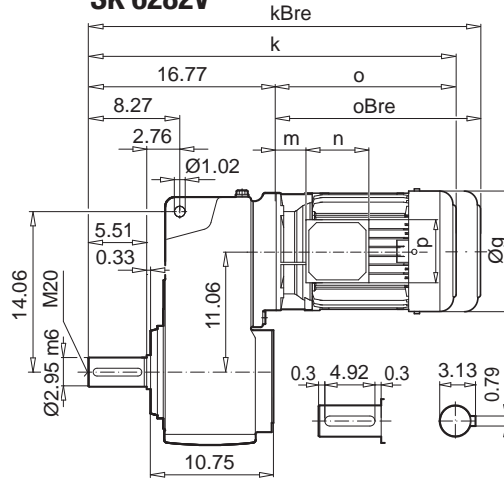
SK 6282



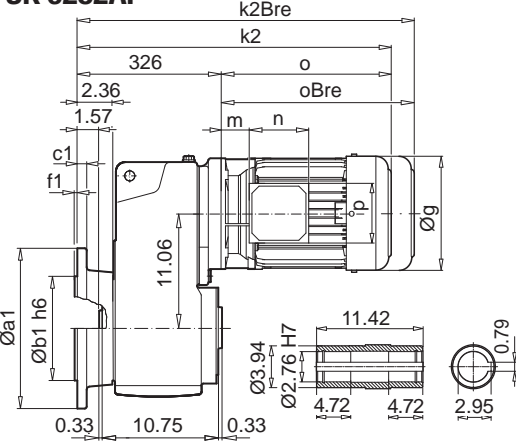
SK 6282A



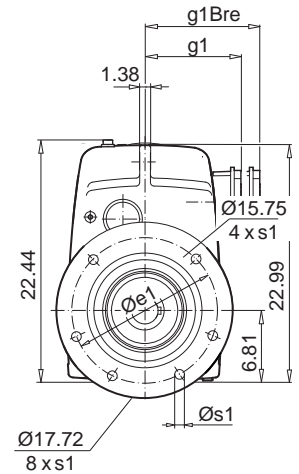
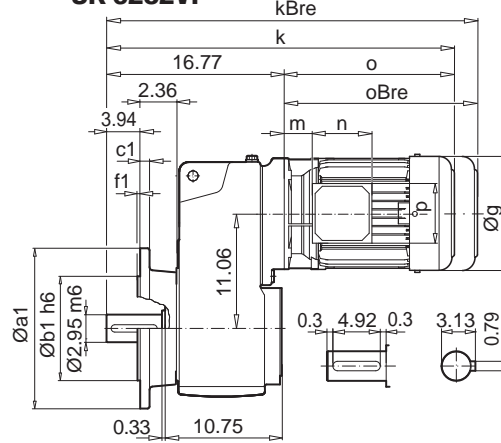
SK 6282V



SK 6282AF



SK 6282VF

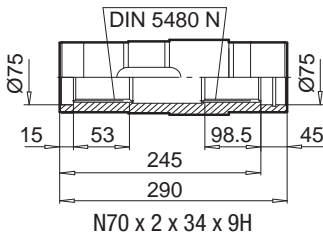


Parallel shaft gear units

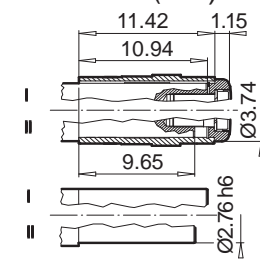
a1	b1	c1	e1	f1	s1
15.75	11.81	0.79	13.78	0.20	4 x 0.69
17.72	13.78	0.63	15.75	0.20	8 x 0.69

SK 6282EA*

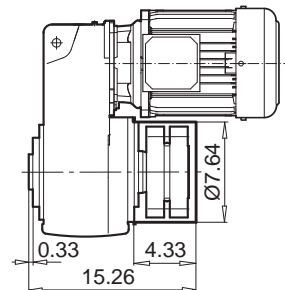
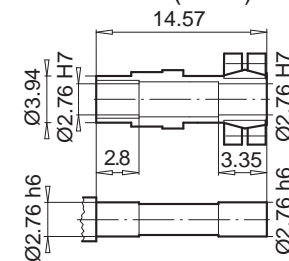
* Listed in mm



SK 6282AB (AFB)




SK 6282ASH (AFSH)



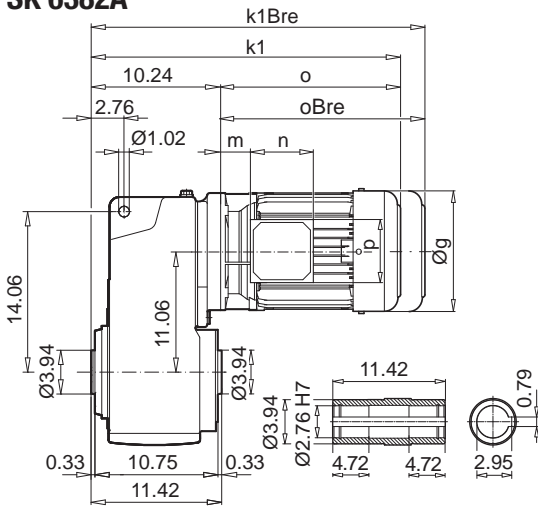
± ⇄ A58	100 LP/AP	112 MP	132 SP/MP	160 SP/MP	160 LP	180 MP/LP	225 RP/SP/MP
g	7.91	8.98	10.47	12.60	12.60	14.06	17.52
g1 / g1Bre	6.65 / 6.81	7.05 / 7.17	8.03 / 7.91	9.53 / 9.53	9.53 / 9.53	10.16 / 10.16	13.78 / 14.13
k / kBre	28.82 / 32.40	30.59 / 34.25	33.90 / 38.11	36.14 / 41.46	37.87 / 43.19	41.02 / 46.02	45.98 / 53.07
k1 / k1Bre	23.31 / 26.89	25.08 / 28.74	28.39 / 32.60	30.63 / 35.94	32.36 / 37.68	35.51 / 40.51	40.47 / 47.56
k2 / k2Bre	24.88 / 28.46	26.65 / 30.32	29.96 / 34.17	32.20 / 37.52	33.94 / 39.25	37.09 / 42.09	42.05 / 49.13
o / oBre	12.05 / 15.63	13.82 / 17.48	17.13 / 21.34	19.37 / 24.69	21.10 / 26.42	24.25 / 29.29	29.21 / 36.30
m / mBre	1.26 / 1.42	1.38 / 1.50	2.80 / 2.52	2.05 / 2.05	2.05 / 2.05	2.17 / 2.17	3.70 / 3.70
n / nBre	4.49 / 6.02	4.49 / 6.02	4.80 / 7.28	7.32 / 7.32	7.32 / 7.32	7.32 / 7.32	9.65 / 9.65
p / pBre	4.49 / 4.25	4.49 / 4.25	4.80 / 5.47	7.32 / 7.32	7.32 / 7.32	7.32 / 7.32	9.65 / 9.65



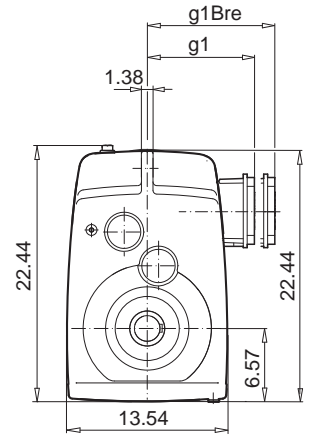
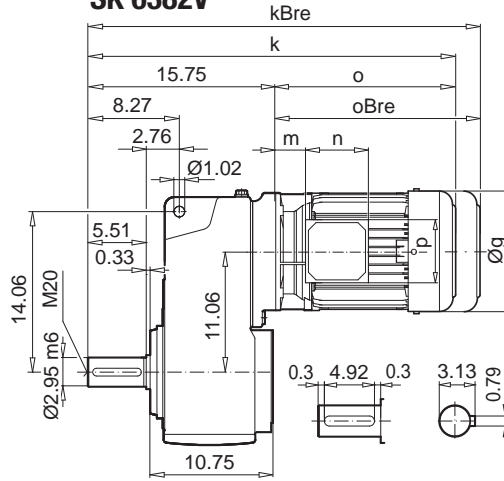


SK 6382

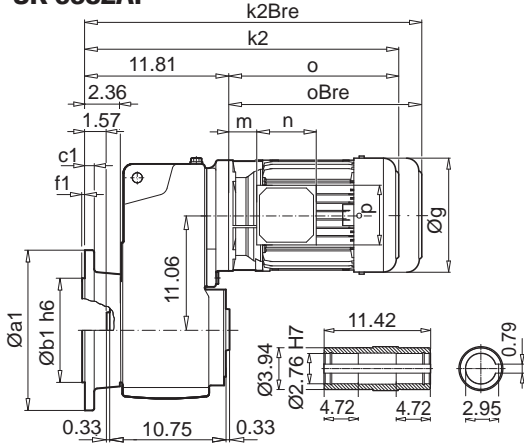
SK 6382A



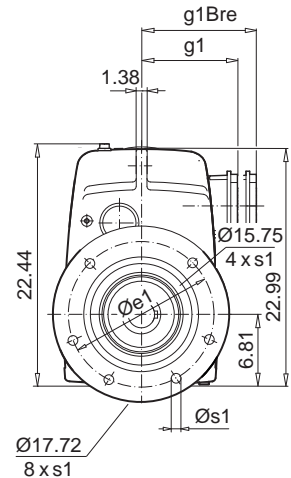
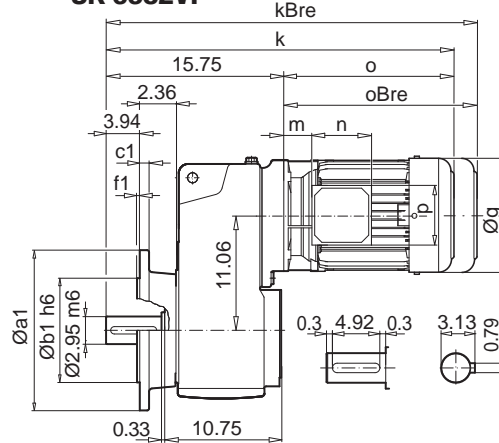
SK 6382V



SK 6382AF



SK 6382VF

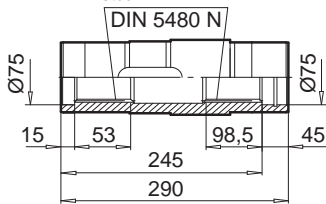


Parallel shaft gear units

a1	b1	c1	e1	f1	s1
15.75	11.81	0.79	13.78	0.20	4 x 0.69
17.72	13.78	0.63	15.75	0.20	8 x 0.69

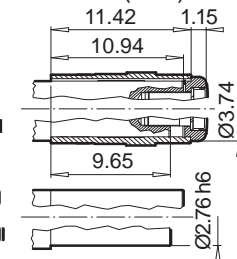
SK 6382EA*

* Listed in mm

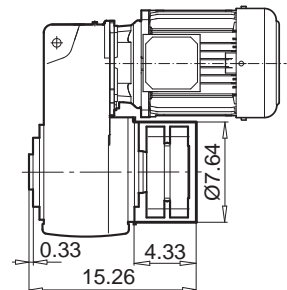
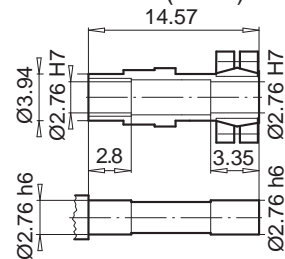


N70 x 2 x 34 x 9H

SK 6382AB (AFB)



SK 6382ASH (AFSH)



± ⇄ A58	90 SP/LP	100 LP/AP	112 MP	132 SP/MP	160 SP/MP	160 LP	180 MP/LP
g	7.24	7.91	8.98	10.47	12.60	12.60	14.06
g1 / g1Bre	5.79 / 5.79	6.65 / 6.81	7.05 / 7.17	8.03 / 7.91	9.53 / 9.53	9.53 / 9.53	10.16 / 10.16
k / kBre	26.61 / 29.57	27.80 / 31.38	29.69 / 33.35	32.09 / 36.30	35.12 / 40.43	35.85 / 42.17	40.75 / 45.79
k1 / k1Bre	21.10 / 24.06	22.28 / 25.87	24.17 / 27.83	26.57 / 30.79	29.61 / 34.92	31.34 / 36.65	35.24 / 40.28
k2 / k2Bre	22.68 / 25.63	23.86 / 27.44	25.75 / 29.41	28.15 / 32.36	31.18 / 36.50	32.91 / 38.23	36.81 / 41.85
o / oBre	10.87 / 13.82	12.05 / 15.63	13.94 / 17.60	16.34 / 20.55	19.37 / 24.69	21.10 / 26.42	25.04 / 30.08
m / mBre	1.02 / 1.18	1.26 / 1.42	1.50 / 1.61	2.01 / 1.73	2.05 / 2.05	2.05 / 2.05	2.95 / 2.95
n / nBre	4.49 / 6.02	4.49 / 6.02	4.49 / 6.02	4.80 / 7.28	7.32 / 7.32	7.32 / 7.32	7.32 / 7.32
p / pBre	4.49 / 4.25	4.49 / 4.25	4.49 / 4.25	4.80 / 5.47	7.32 / 7.32	7.32 / 7.32	7.32 / 7.32




W ⇄ D114

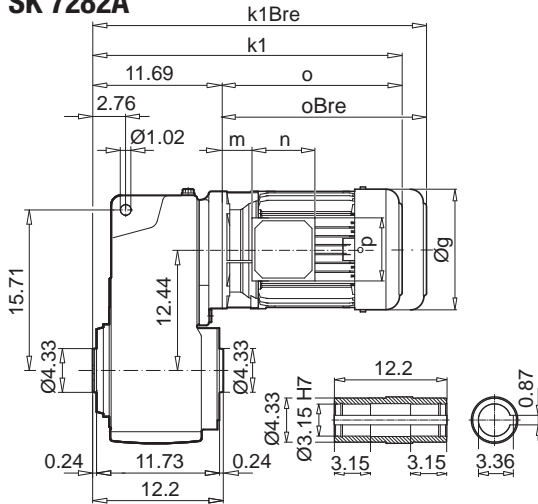


IEC, NEMA ⇄ D122

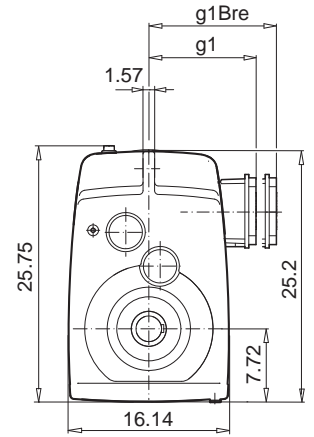
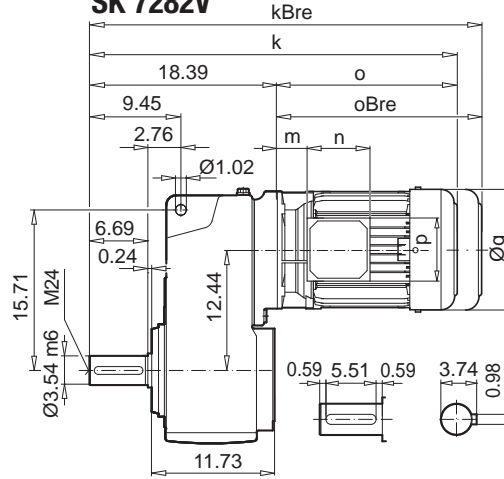
SK 7282



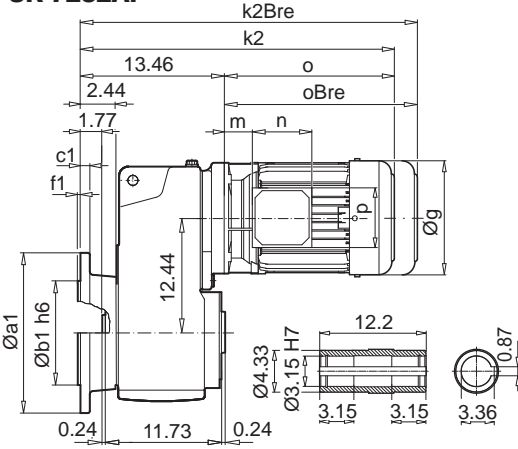
SK 7282A



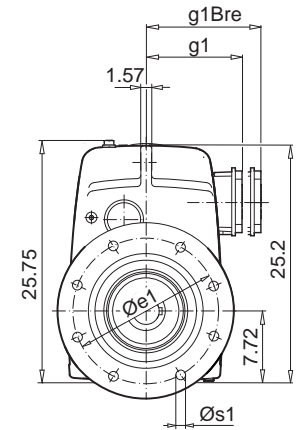
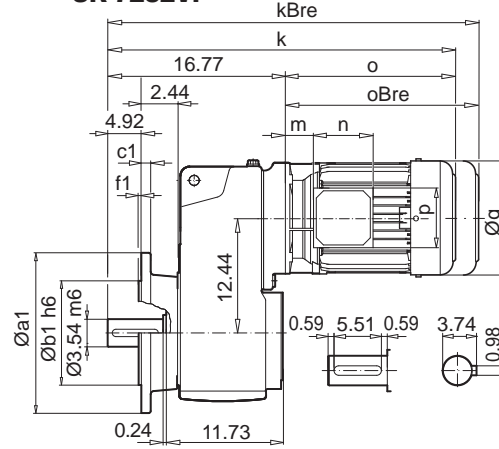
SK 7282V



SK 7282AF



SK 7282VF

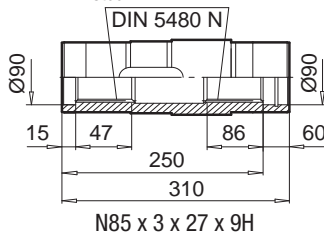


Parallel shaft gear units

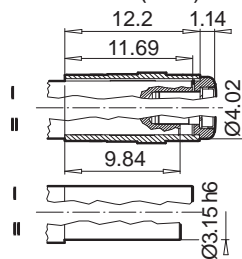
a1	b1	c1	e1	f1	s1
17.72	13.78	0.87	15.75	0.20	8 x .71
21.65	17.72	1.10	19.69	0.20	8 x .71

SK 7282EA*

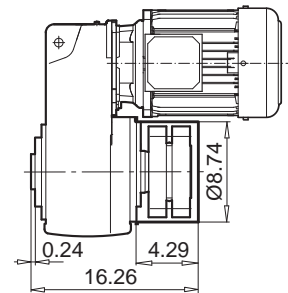
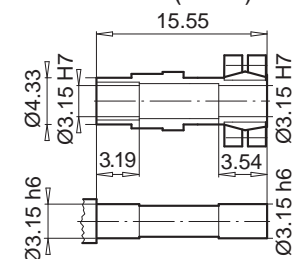
*listed in mm



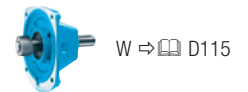
SK 7282AB (AFB)




SK 7282ASH (AFSH)



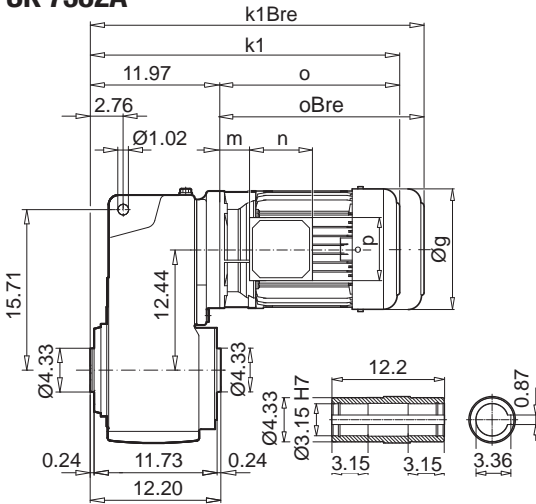
± ⇨ A58	132 SP/MP	160 SP/MP	160 LP	180 MP/LP	225 RP/SP/MP
g	10.47	12.60	12.60	14.06	17.52
g1 / g1Bre	8.03 / 7.91	9.53 / 9.53	9.53 / 9.53	10.16 / 10.16	13.78 / 13.78
k / kBre	35.51 / 39.72	37.76 / 43.07	39.49 / 44.80	42.64 / 47.64	47.60 / 54.69
k1 / k1Bre	28.82 / 33.03	31.06 / 36.38	32.79 / 38.11	35.94 / 40.94	40.91 / 47.99
k2 / k2Bre	30.59 / 34.80	32.83 / 38.15	34.57 / 39.88	37.72 / 42.68	42.68 / 49.76
o / oBre	17.13 / 21.34	19.37 / 24.68	21.10 / 26.41	24.25 / 29.29	29.21 / 36.30
m / mBre	2.80 / 2.52	2.05 / 2.05	2.05 / 2.05	2.17 / 2.17	3.70 / 3.70
n / nBre	4.80 / 7.28	7.32 / 7.32	7.32 / 7.32	7.32 / 7.32	9.65 / 9.65
p / pBre	4.80 / 5.47	7.32 / 7.32	7.32 / 7.32	7.32 / 7.32	9.65 / 9.65



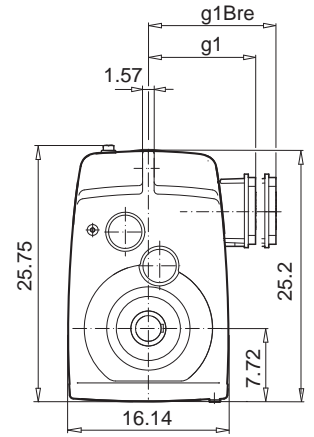
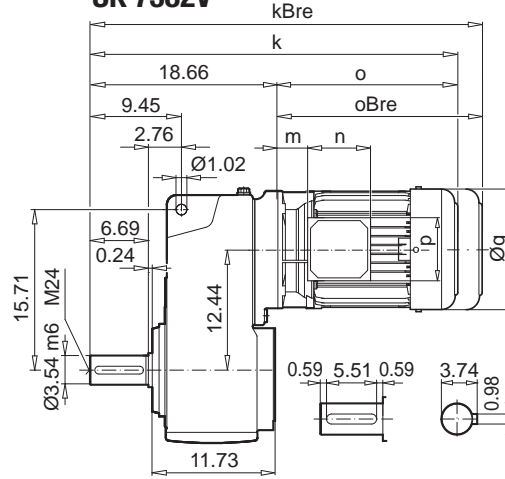


SK 7382

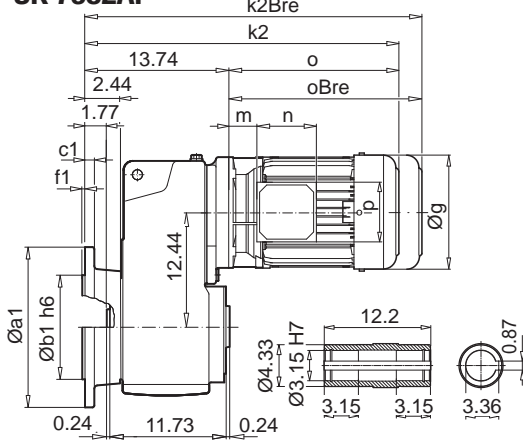
SK 7382A



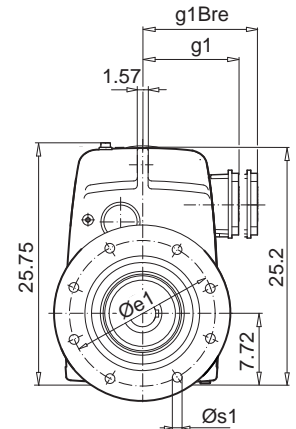
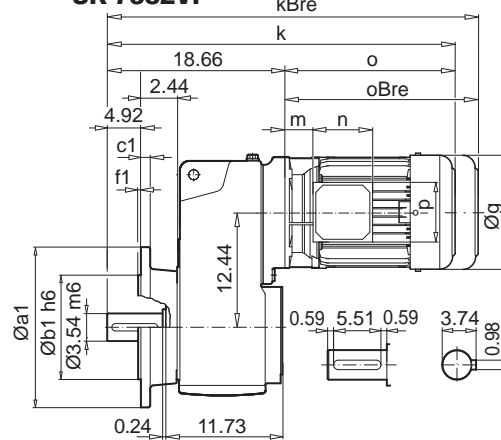
SK 7382V



SK 7382AF



SK 7382VF

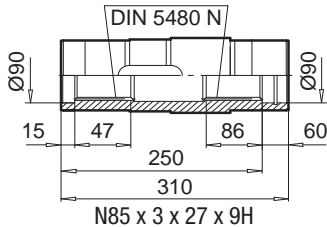


Parallel shaft gear units

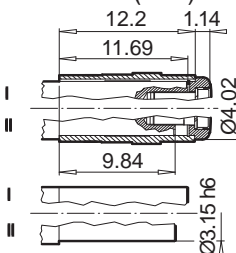
a1	b1	c1	e1	f1	s1
17.72	13.78	0.87	15.75	0.20	8 x 0.71
21.65	17.72	1.10	19.69	0.20	8 x 0.71

SK 7382EA*

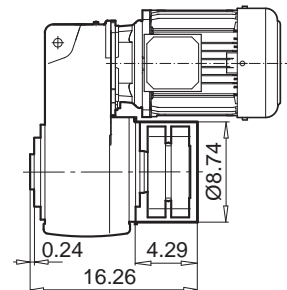
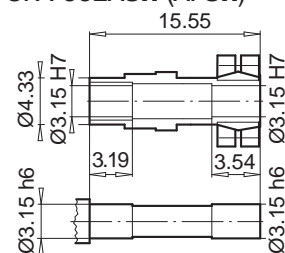
* Listed in mm



SK 7382AB (AFB)



SK 7382ASH (AFSH)



± ⇨ A58	100 LP/AP	112 MP	132 SP/MP	160 SP/MP	160 LP	180 MP/LP	225 RP/SP/MP
g	7.91	8.98	10.47	12.60	12.60	14.06	17.52
g1 / g1Bre	6.65 / 6.81	7.05 / 7.17	8.03 / 7.91	9.53 / 9.53	9.53 / 9.53	10.16 / 10.16	13.78 / 13.78
k / kBre	30.71 / 34.29	32.48 / 36.14	35.79 / 40	38.03 / 43.35	39.76 / 45.08	42.91 / 47.91	47.87 / 54.96
k1 / k1Bre	24.02 / 27.60	25.79 / 29.45	29.09 / 33.31	31.34 / 36.65	33.07 / 38.39	36.22 / 41.22	41.18 / 48.27
k2 / k2Bre	25.79 / 29.37	27.56 / 31.22	30.87 / 35.08	33.11 / 38.43	34.84 / 40.16	37.99 / 42.95	42.95 / 50.04
o / oBre	12.05 / 15.63	13.82 / 17.48	17.13 / 21.34	19.37 / 24.68	21.10 / 26.41	24.25 / 29.29	29.21 / 36.30
m / mBre	1.26 / 1.42	1.38 / 1.50	2.80 / 2.52	2.05 / 2.05	2.05 / 2.05	2.17 / 2.17	3.70 / 3.70
n / nBre	4.49 / 6.02	4.49 / 6.02	4.80 / 7.28	7.32 / 7.32	7.32 / 7.32	7.32 / 7.32	9.65 / 9.65
p / pBre	4.49 / 4.25	4.49 / 4.25	4.80 / 5.47	7.32 / 7.32	7.32 / 7.32	7.32 / 7.32	9.65 / 9.65




W ⇨ D115

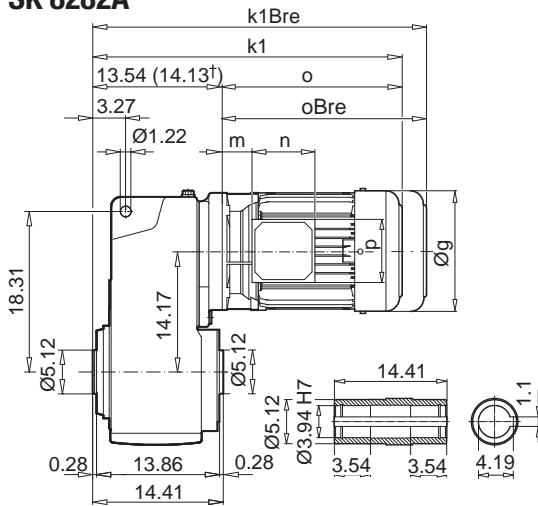


IEC, NEMA ⇨ D122

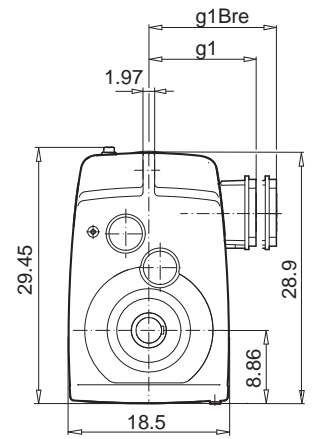
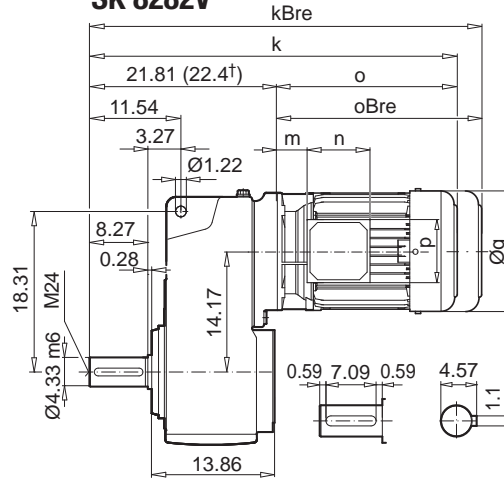
SK 8282



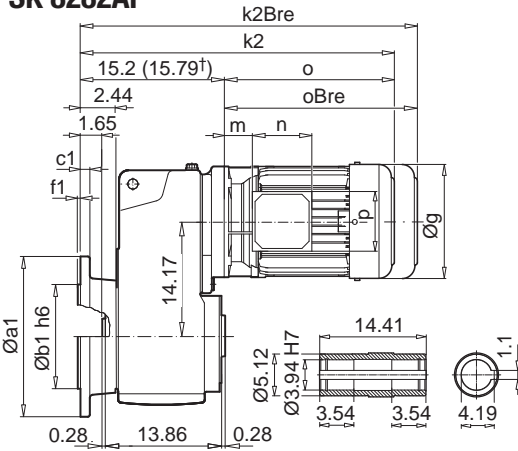
SK 8282A



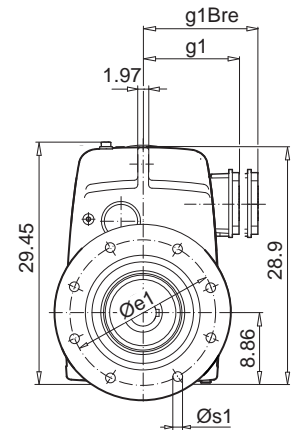
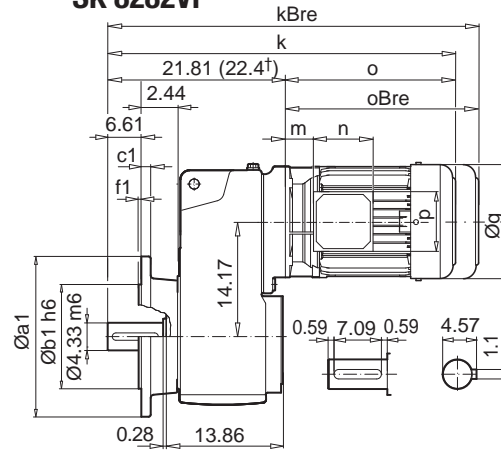
SK 8282V



SK 8282AF



SK 8282VF

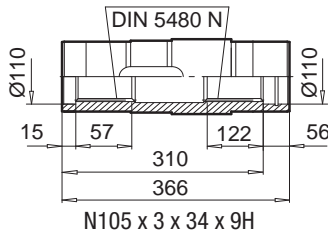


Parallel shaft gear units

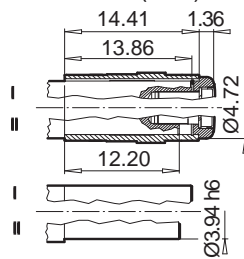
a1	b1	c1	e1	f1	s1
21.65	17.72	1.10	19.69	0.20	8.31 x 0.71

SK 8282EA*

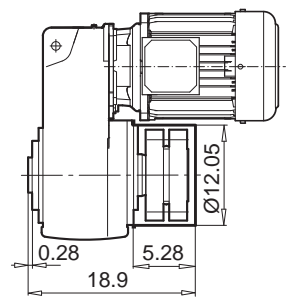
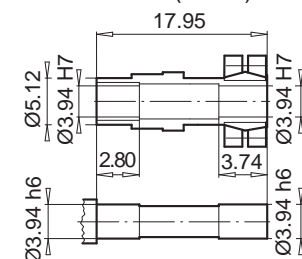
*listed in mm



SK 8282AB (AFB)




SK 8282ASH (AFSH)



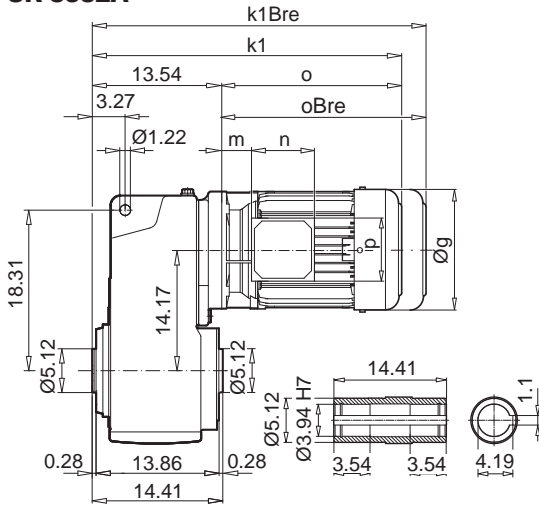
± ↔ A58	132 SP/MP	160 SP/MP	160 LP	180 MP/LP	225 RP/SP/MP	250 WP†
g	10.47	12.60	12.60	14.06	17.52	17.52
g1 / g1Bre	8.03 / 7.91	9.53 / 9.53	9.53 / 9.53	10.16 / 10.16	13.78 / 13.78	13.78 / 13.78
k / kBre	38.94 / 43.15	41.18 / 46.50	42.91 / 48.23	46.06 / 51.06	51.02 / 58.11	51.61 / 58.70
k1 / k1Bre	30.67 / 34.88	32.91 / 38.23	34.65 / 39.96	37.79 / 42.80	42.76 / 49.84	43.35 / 50.43
k2 / k2Bre	32.32 / 36.54	34.57 / 39.88	36.30 / 41.61	39.45 / 44.49	44.41 / 51.50	45.00 / 52.09
o / oBre	17.13 / 21.34	19.37 / 24.68	21.10 / 26.41	24.25 / 29.29	29.21 / 36.30	29.21 / 36.30
m / mBre	2.80 / 2.52	2.05 / 2.05	2.05 / 2.05	2.17 / 2.17	3.70 / 3.70	3.70 / 3.70
n / nBre	4.80 / 7.28	7.32 / 7.32	7.32 / 7.32	7.32 / 7.32	9.65 / 9.65	9.65 / 9.65
p / pBre	4.80 / 5.47	7.32 / 7.32	7.32 / 7.32	7.32 / 7.32	9.65 / 9.65	9.65 / 9.65



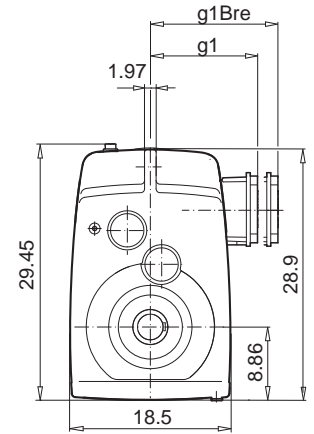
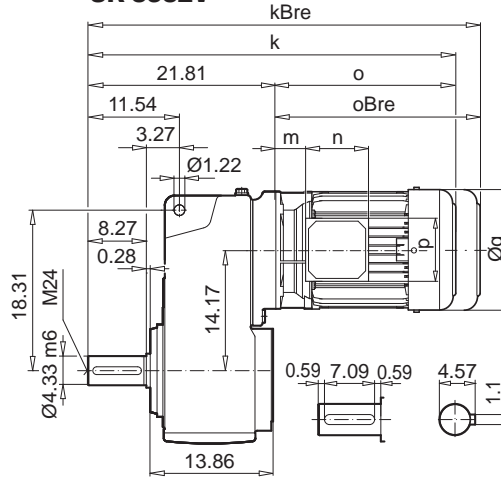


SK 8382

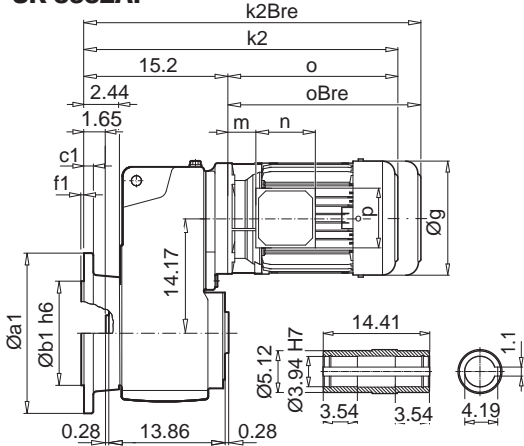
SK 8382A



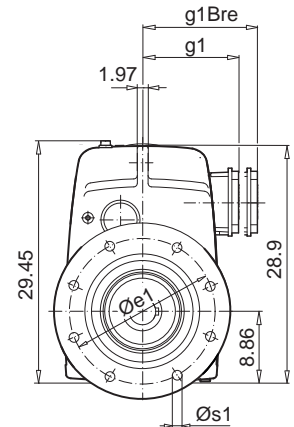
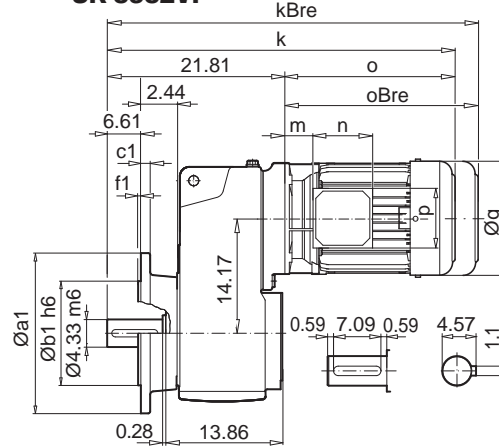
SK 8382V



SK 8382AF



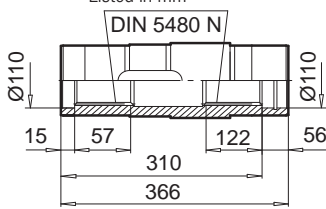
SK 8382VF



a1	b1	c1	e1	f1	s1
21.65	17.72	1.10	19.69	0.20	8 x .071

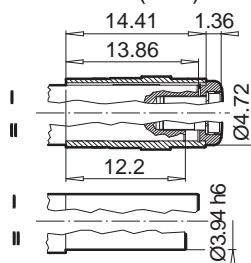
SK 8382EA*

* Listed in mm

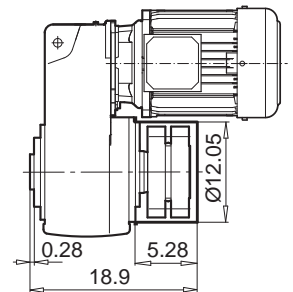
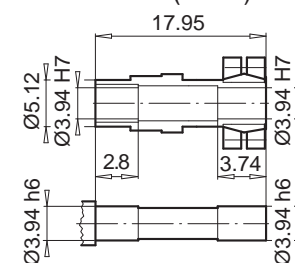


N105 x 3 x 34 x 9H

SK 8382AB (AFB)

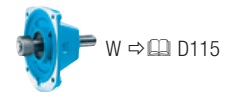


SK 8382ASH (AFSH)




Parallel shaft gear units

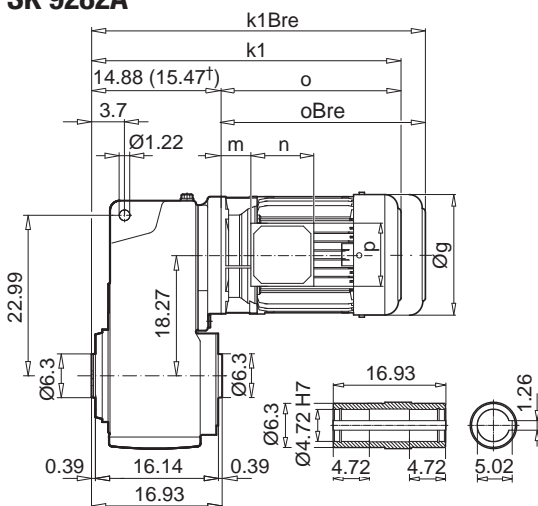
± ⇄ A58	100 LP/AP	112 MP	132 SP/MP	160 SP/MP	160 LP	180 MP/LP	225 RP/SP/MP
g	7.91	8.98	10.47	12.60	12.60	14.06	17.52
g1 / g1Bre	6.65 / 6.81	7.05 / 7.17	8.03 / 7.91	9.53 / 9.53	9.53 / 9.53	10.16 / 10.16	13.78 / 13.78
k / kBre	33.86 / 37.44	35.63 / 39.29	38.94 / 43.15	41.18 / 46.50	42.91 / 48.23	46.06 / 51.06	51.02 / 58.11
k1 / k1Bre	25.59 / 29.17	27.36 / 31.02	30.67 / 34.88	32.91 / 38.23	34.65 / 39.96	37.79 / 42.80	42.76 / 49.84
k2 / k2Bre	27.24 / 30.83	29.02 / 32.68	32.32 / 36.54	34.57 / 39.88	36.30 / 41.61	39.45 / 44.49	44.41 / 51.50
o / oBre	12.05 / 15.63	13.82 / 17.48	17.13 / 21.34	19.37 / 24.68	21.10 / 26.41	24.25 / 29.29	29.21 / 36.30
m / mBre	1.26 / 1.42	1.38 / 1.50	2.80 / 2.52	2.05 / 2.05	2.05 / 2.05	2.17 / 2.17	3.70 / 3.70
n / nBre	4.49 / 6.02	4.49 / 6.02	4.80 / 7.28	7.32 / 7.32	7.32 / 7.32	7.32 / 7.32	9.65 / 9.65
p / pBre	4.49 / 4.25	4.49 / 4.25	4.80 / 5.47	7.32 / 7.32	7.32 / 7.32	7.32 / 7.32	9.65 / 9.65



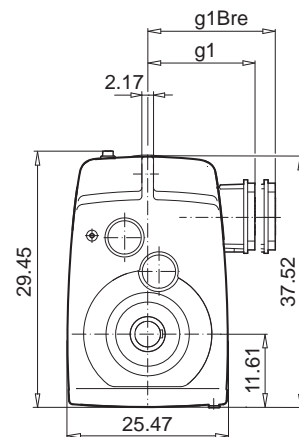
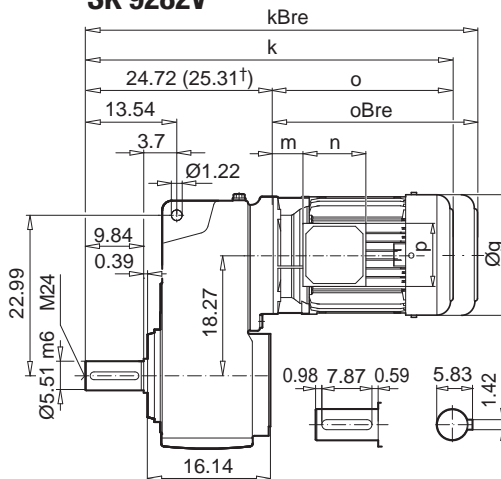
SK 9282



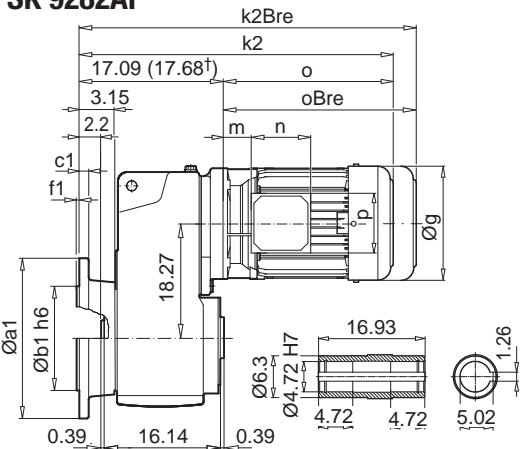
SK 9282A



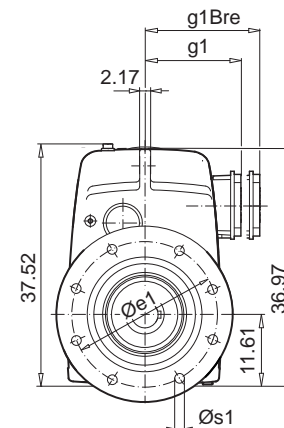
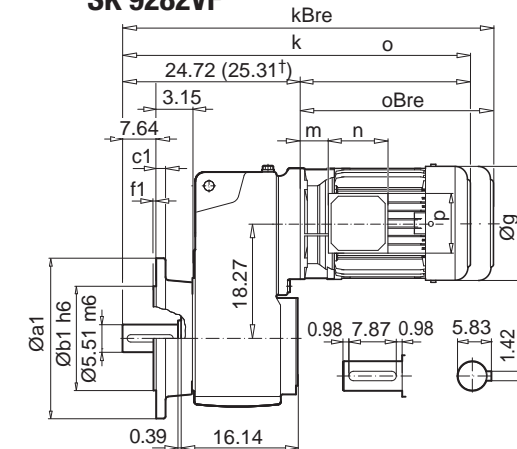
SK 9282V



SK 9282AF



SK 9282VF

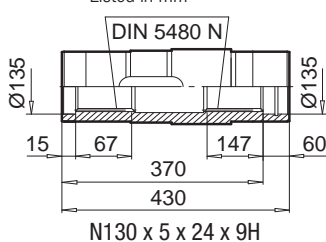


Parallel shaft gear units

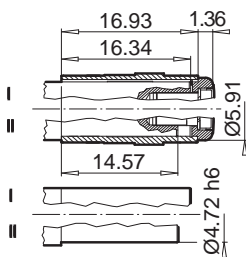
a1	b1	c1	e1	f1	s1
25.98	21.65	1.26	23.62	0.24	8 x 0.87

SK 9282 EA*

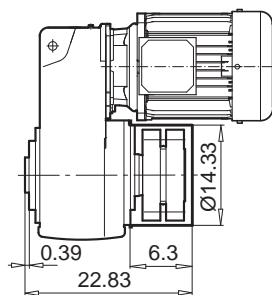
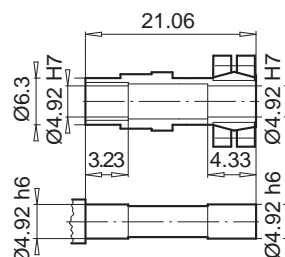
* Listed in mm




SK 9282 AB (AFB)



SK 9282ASH (AFSH)

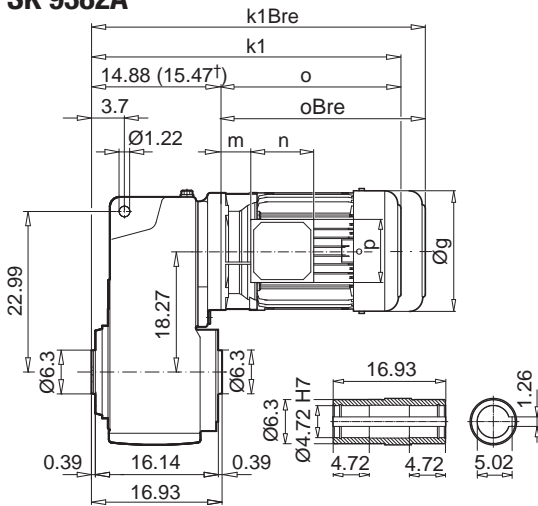


± → A58	180 MP/LP	225 RP/SP/MP	250 WP†	
g	14.06	17.52	17.52	
g1 / g1Bre	10.16 / 10.16	13.78 / 13.78	13.78 / 13.78	W → D115
k / kBre	48.98 / 53.98	53.94 / 61.02	54.53 / 61.61	
k1 / k1Bre	39.13 / 44.13	44.09 / 51.18	44.69 / 51.77	IEC, NEMA → D119
k2 / k2Bre	41.34 / 46.34	46.30 / 53.39	46.89 / 53.98	
o / oBre	24.25 / 29.29	29.21 / 36.30	29.21 / 36.30	
m / mBre	2.17 / 2.17	3.70 / 3.70	3.70 / 3.70	
n / nBre	7.32 / 7.32	9.65 / 9.65	9.65 / 9.65	
p / pBre	7.32 / 7.32	9.65 / 9.65	9.65 / 9.65	

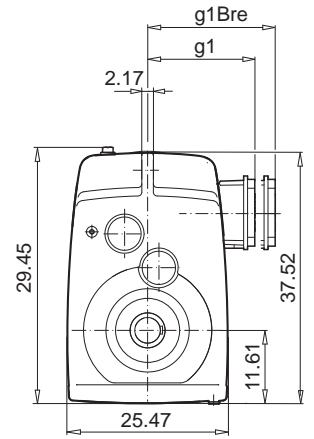
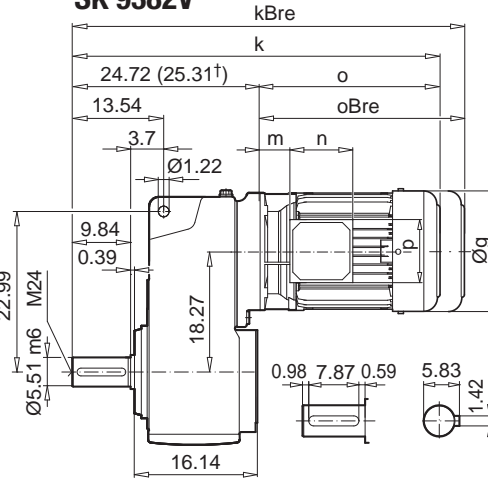


SK 9382

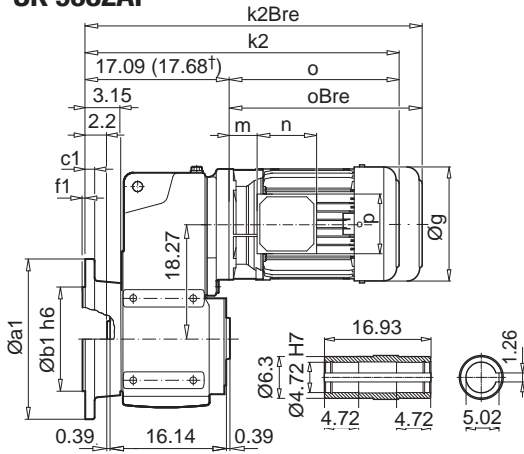
SK 9382A



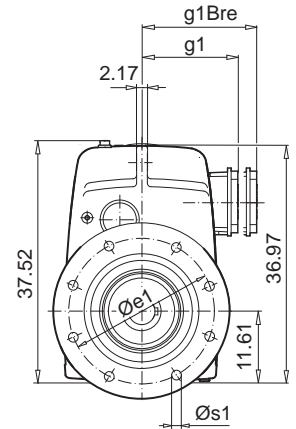
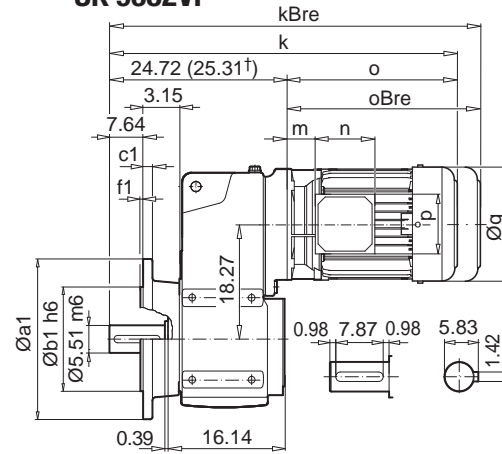
SK 9382V



SK 9382AF



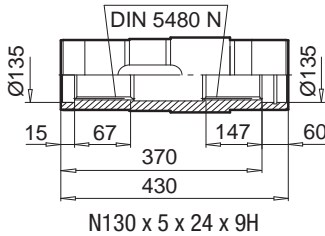
SK 9382VF



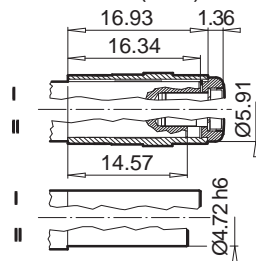
a1	b1	c1	e1	f1	s1
25.98	21.65	1.26	23.62	0.24	8 x 0.87

SK 9382EA*

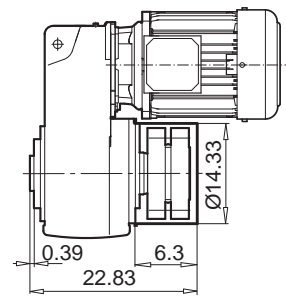
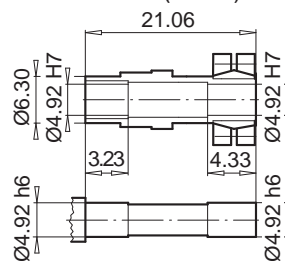
* Listed in mm



SK 9382AB (AFB)



SK 9382ASH (AFSH)



Parallel shaft gear units

± ↕ A58	100 AP	112 MP	132 SP/MP	160 SP/MP	160 LP	180 MP/LP	225 RP/SP/MP	250 WP†
g	7.91	8.98	10.47	12.60	12.60	14.06	17.52	17.52
g1 / g1Bre	6.65 / 6.81	7.05 / 7.17	8.03 / 7.91	9.53 / 9.53	9.53 / 9.53	10.16 / 10.16	13.78 / 13.78	13.78 / 13.78
k / kBRe	36.77 / 40.35	38.54 / 42.20	41.85 / 46.06	44.09 / 49.41	45.83 / 51.14	48.98 / 53.98	53.94 / 61.02	54.53 / 61.61
k1 / k1Bre	26.93 / 30.51	28.70 / 32.36	32.01 / 36.22	34.25 / 39.57	35.98 / 41.30	39.13 / 44.13	44.09 / 51.18	44.69 / 51.77
k2 / k2Bre	29.13 / 32.72	30.91 / 34.57	34.21 / 38.43	36.46 / 41.77	38.19 / 43.50	41.26 / 46.30	46.30 / 53.39	46.89 / 53.98
o / oBre	12.05 / 15.63	13.82 / 17.48	17.13 / 21.34	19.37 / 24.68	21.10 / 26.41	24.25 / 29.29	29.21 / 36.30	29.21 / 36.30
m / mBre	1.26 / 1.42	1.38 / 1.50	2.80 / 2.52	2.05 / 2.05	2.05 / 2.05	2.17 / 2.17	3.70 / 3.70	3.70 / 3.70
n / nBre	4.49 / 6.02	4.49 / 6.02	4.80 / 7.28	7.32 / 7.32	7.32 / 7.32	7.32 / 7.32	9.65 / 9.65	9.65 / 9.65
p / pBre	4.49 / 4.25	4.49 / 4.25	4.80 / 5.47	7.32 / 7.32	7.32 / 7.32	7.32 / 7.32	9.65 / 9.65	9.65 / 9.65




W ↕ D115



IEC, NEMA

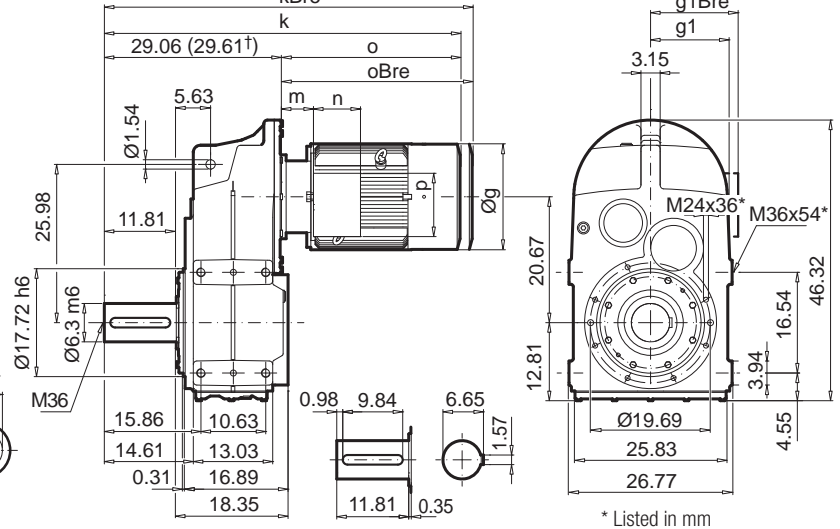
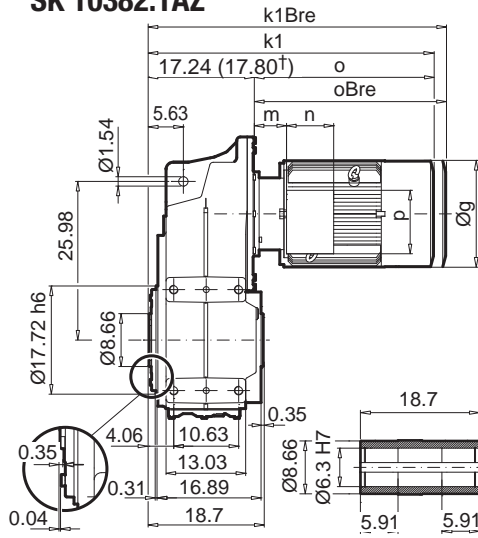
↔ D123

SK 10382.1



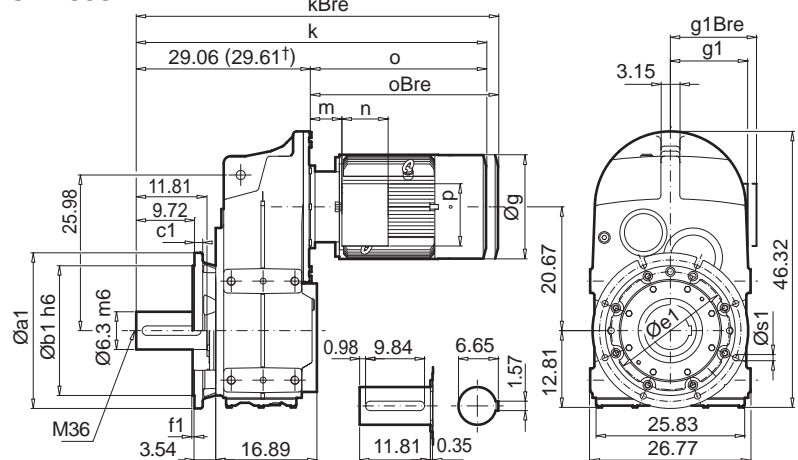
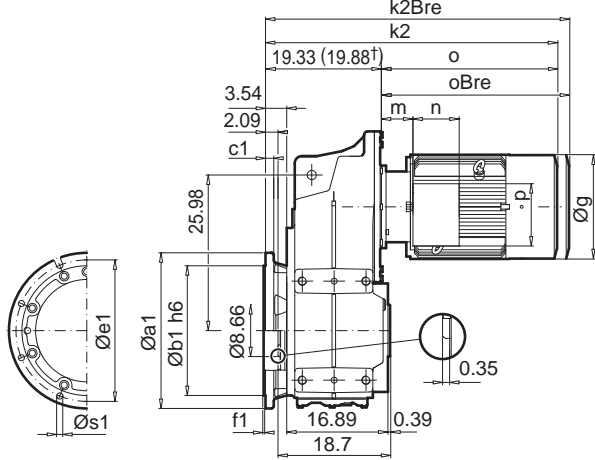
SK 10382.1AZ

SK 10382.1VZ



SK 10382.1AF

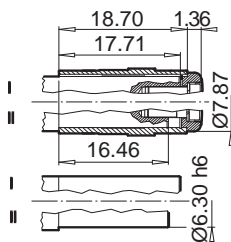
SK 10382.1VF



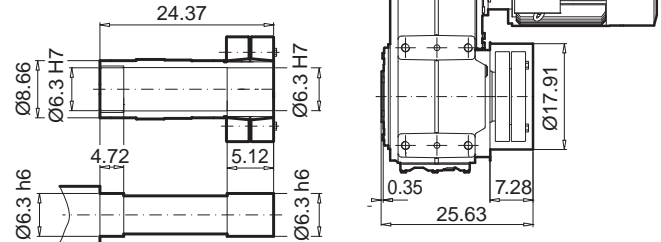
Parallel shaft gear units

a1	b1	c1	e1	f1	s1
25.98	21.65	1.38	23.62	0.31	6 x 1.02

SK 10382.1AZB



SK 10382.1AZSH



± ⇨ A58	160 SP/MP	160 LP	180 MP	225 RP/SP/MP	250 WP†
g	12.60	12.60	14.06	17.52	17.52
g1 / g1Bre	9.53 / 9.53	9.53 / 9.53	10.16 / 10.16	13.78 / 13.78	13.78 / 13.78
k / kBre	48.43 / 53.74	50.16 / 55.47	53.31 / 58.31	58.27 / 65.35	58.82 / 65.91
k1 / k1Bre	36.61 / 41.93	38.35 / 43.66	41.50 / 46.50	46.46 / 53.54	47.01 / 54.09
k2 / k2Bre	38.70 / 44.02	40.43 / 45.75	43.58 / 48.58	48.54 / 55.63	49.09 / 56.18
o / oBre	19.37 / 24.68	21.10 / 26.41	24.25 / 29.29	29.21 / 36.30	29.21 / 36.30
m / mBre	2.05 / 2.05	2.05 / 2.05	2.17 / 2.17	3.70 / 3.70	3.70 / 3.70
n / nBre	7.32 / 7.32	7.32 / 7.32	7.32 / 7.32	9.65 / 9.65	9.65 / 9.65
p / pBre	7.32 / 7.32	7.32 / 7.32	7.32 / 7.32	9.65 / 9.65	9.65 / 9.65




W ⇨ D115



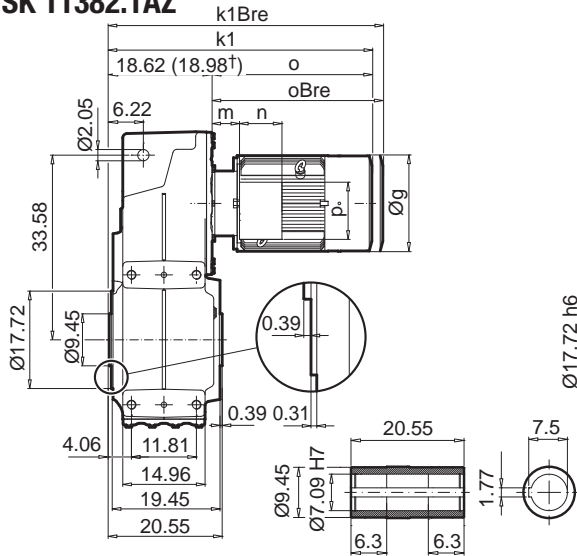
IEC, NEMA

⇨ D124

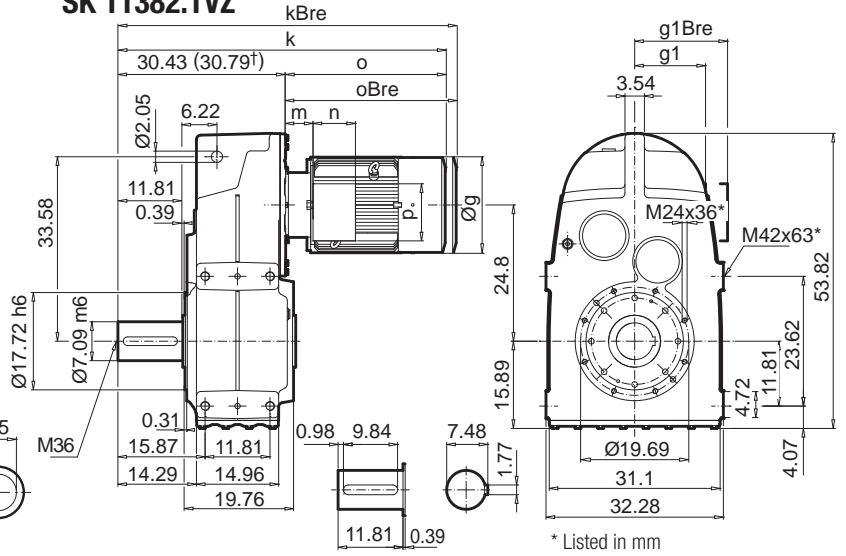


SK 11382.1

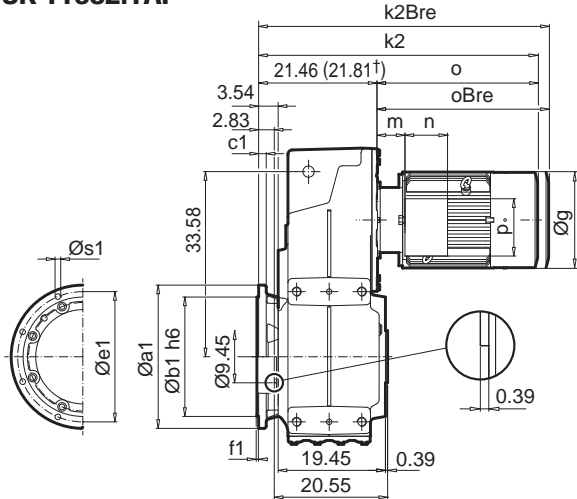
SK 11382.1AZ



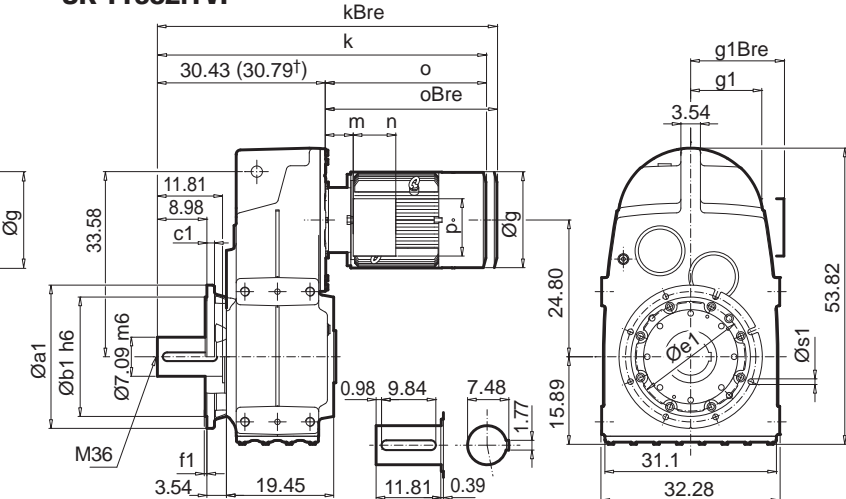
SK 11382.1VZ



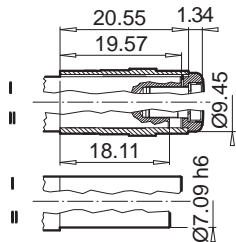
SK 11382.1AF



SK 11382.1VF

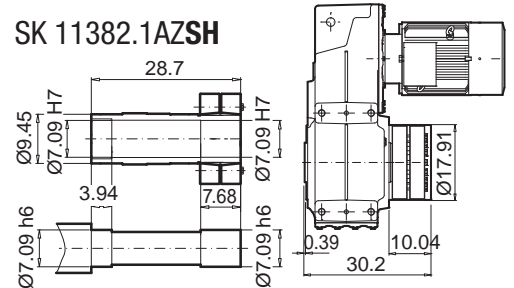


SK 11382.1AZB



a1	b1	c1	e1	f1	s1
25.98	21.65	1.38	23.62	0.31	6 x 1.02

SK 11382.1AZSH



± ⇨ A58	160 LP	180 LP	225 RP/SP/MP	250 WP†
g	12.60	14.06	17.52	17.52
g1 / g1Bre	9.53 / 9.53	10.16 / 10.16	13.78 / 13.78	13.78 / 13.78
k / kBre	51.54 / 56.85	54.69 / 59.69	59.65 / 66.73	60.04 / 67.09
k1 / k1Bre	39.72 / 45.04	42.87 / 47.87	47.83 / 54.92	48.19 / 55.28
k2 / k2Bre	42.56 / 47.87	45.71 / 50.71	50.67 / 57.76	51.02 / 58.11
o / oBre	21.10 / 26.41	24.25 / 29.29	29.21 / 36.30	29.21 / 36.30
m / mBre	2.05 / 2.05	2.17 / 2.17	3.70 / 3.70	3.70 / 3.70
n / nBre	7.32 / 7.32	7.32 / 7.32	9.65 / 9.65	9.65 / 9.65
p / pBre	7.32 / 7.32	7.32 / 7.32	9.65 / 9.65	9.65 / 9.65



W ⇨ D115

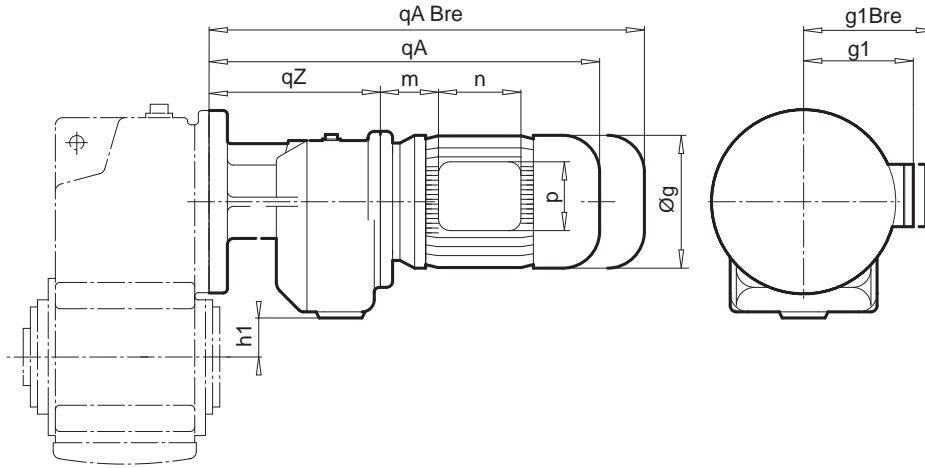



IEC, NEMA

⇨ D124

Parallel shaft gear units

SK 1282/02 - SK 9382/42




Parallel shaft gear units

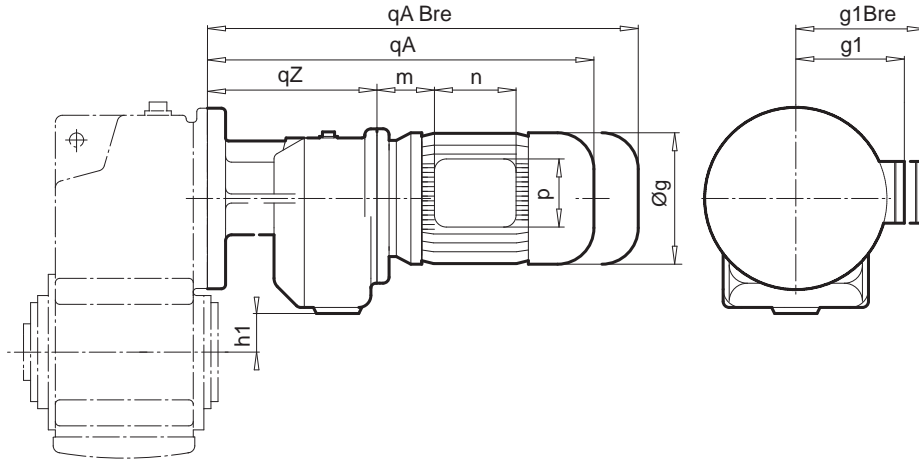
± ⇔ A58	SK 1282/02		SK 2282/02		SK 3282/12				W ⇔ D114
	63 SP/LP	71 SP	63 SP/LP	71 SP/LP	63 SP/LP	71 LP	80 SP/LP	90 SP/LP	
g	5.12	5.71	5.12	5.71	5.12	5.71	6.46	7.24	
g1 / g1Bre	4.49 / 4.80	4.88 / 5.24	4.49 / 4.80	4.88 / 5.24	4.49 / 4.80	4.88 / 5.24	5.59 / 5.59	5.79 / 5.79	
qA / qABre	13.31 / 15.51	14.84 / 17.13	13.27 / 15.47	14.84 / 17.13	13.82 / 16.02	15.39 / 17.68	16.34 / 18.86	17.99 / 20.94	
o / oBre	7.72 / 9.92	9.29 / 11.57	7.72 / 9.92	9.29 / 11.57	7.72 / 9.92	9.29 / 11.57	10.28 / 12.80	11.89 / 14.84	
qz	5.55		5.55		6.06				
m / mBre	0.63 / 0.87	1.65 / 1.89	0.63 / 0.87	1.65 / 1.89	0.63 / 0.87	1.65 / 1.89	1.85 / 1.97	2.05 / 2.17	
n / nBre	3.94 / 5.28	3.94 / 5.28	3.94 / 5.28	3.94 / 5.28	3.94 / 5.28	3.94 / 5.28	4.49 / 6.02	4.49 / 6.02	
p / pBre	3.94 / 3.50	3.94 / 3.50	3.94 / 3.50	3.94 / 3.50	3.94 / 3.50	3.94 / 3.50	4.49 / 4.25	4.49 / 4.25	
h1	1.30		2.28		2.83				
± ⇔	SK 1282 ⇔ D91		SK 2282 ⇔ D92		SK 3282 ⇔ D94				

± ⇔ A58	SK 4282/12, SK 5282/12				SK 6382/22, SK 7382/22				W ⇔ D114
	63 SP/LP	71 SP/LP	80 SP/LP	100 LP/AP	71 SP/LP	80 SP/LP	90 SP/LP	100 LP/AP	
g	5.12	5.71	6.46	7.95	5.71	6.46	7.24	7.95	
g1 / g1Bre	4.49 / 4.80	4.88 / 5.28	5.59 / 5.59	6.65 / 6.77	4.88 / 5.28	5.59 / 5.59	5.79 / 5.79	6.65 / 6.77	
qA / qABre	13.78 / 15.98	15.35 / 17.64	16.34 / 18.86	19.13 / 22.72	16.14 / 18.43	17.13 / 19.65	18.74 / 21.69	19.92 / 23.50	
o / oBre	7.72 / 9.92	9.29 / 11.57	10.28 / 12.80	13.07 / 16.65	9.06 / 11.34	10.04 / 12.56	11.65 / 14.61	12.83 / 16.42	
qz	6.06				7.09				
m / mBre	.63 / .87	1.65 / 1.89	1.85 / 1.97	2.28 / 2.40	1.42 / 1.65	1.61 / 1.73	1.81 / 1.93	2.05 / 2.17	
n / nBre	3.94 / 5.28	3.94 / 5.28	4.49 / 6.02	4.49 / 6.02	3.94 / 5.28	4.49 / 6.02	4.49 / 6.02	4.49 / 6.02	
p / pBre	3.94 / 3.50	3.94 / 3.50	4.49 / 4.25	4.49 / 4.25	3.94 / 3.50	4.49 / 4.25	4.49 / 4.25	4.49 / 4.25	
h1	3.94				6.18				
± ⇔	SK 4282 ⇔ D96 , SK 5282 ⇔ D98				SK 6382 ⇔ D101 , SK 7382 ⇔ D103				

± ⇔ A58	SK 6382/32				SK 7382/32, SK 8382/32				W ⇔ D114
	90 SP/LP	100 LP/AP	112 MP	132 SP	80 SP/LP	90 SP/LP	100 LP/AP	112 MP	
g	7.24	7.95	8.90	10.39	6.46	7.24	7.95	8.90	
g1 / g1Bre	5.79 / 5.79	6.65 / 6.77	7.05 / 7.17	7.99 / 7.91	5.59 / 5.59	5.79 / 5.79	6.65 / 6.77	7.05 / 7.17	
qA / qABre	20.28 / 23.23	21.42 / 25.00	22.32 / 26.02	25.71 / 29.92	18.66 / 21.18	20.28 / 23.23	21.46 / 25.04	23.31 / 27.01	
o / oBre	11.65 / 14.61	12.83 / 16.42	13.74 / 17.44	17.13 / 21.34	10.04 / 12.56	11.65 / 14.61	12.83 / 16.42	14.72 / 18.43	
qz	8.58				8.58				
m / mBre	1.81 / 1.93	2.05 / 2.17	2.28 / 2.40	2.80 / 2.44	1.61 / 1.73	1.81 / 1.93	2.05 / 2.17	2.28 / 2.40	
n / nBre	4.49 / 6.02	4.49 / 6.02	4.49 / 6.02	4.80 / 7.28	4.49 / 6.02	4.49 / 6.02	4.49 / 6.02	4.49 / 6.02	
p / pBre	4.49 / 4.25	4.49 / 4.25	4.49 / 4.25	4.80 / 5.47	4.49 / 4.25	4.49 / 4.25	4.49 / 4.25	4.49 / 4.25	
h1	4.96				6.38				
± ⇔	SK 6382 ⇔ D101				SK 7382 ⇔ D103, SK 8382 ⇔ D105				



SK 9382/52



Parallel shaft gear units

± ⇨ A58	SK 8382/42, SK 9382/42					SK 9382/52		
	90 SP/LP	100 LP/AP	112 MP	132 SP/MP	160 SP	132 SP/MP	160 SP/MP	180 MP
g	7.24	7.95	8.90	10.39	12.56	10.39	12.56	14.06
g1 / g1Bre	5.79 / 5.79	6.65 / 6.77	7.05 / 7.17	7.99 / 7.91	9.53 / 9.53	7.99 / 7.95	9.53 / 9.53	10.16 / 10.16
qA / qABre	21.10 / 24.06	22.28 / 25.87	24.17 / 27.87	26.57 / 30.79	29.61 / 34.92	28.15 / 32.36	31.18 / 36.50	36.06 / 41.06
o / oBre	10.87 / 13.82	12.05 / 15.63	13.94 / 17.64	16.34 / 20.55	19.37 / 24.68	16.34 / 20.55	19.37 / 24.68	24.25 / 29.29
qz	10.24					11.81		
m / mBre	1.02 / 1.14	1.26 / 1.38	1.50 / 1.61	2.01 / 1.65	2.05 / 2.05	2.01 / 1.65	2.05 / 2.05	2.17 / 2.17
n / nBre	4.49 / 6.02	4.49 / 6.02	4.49 / 6.02	4.80 / 7.28	7.32 / 7.32	4.80 / 7.28	7.32 / 7.32	7.32 / 7.32
p / pBre	4.49 / 4.25	4.49 / 4.25	4.49 / 4.25	4.80 / 5.47	7.32 / 7.32	4.80 / 5.47	7.32 / 7.32	7.32 / 7.32
h1	7.28					9.92		
± ⇨	SK 8382 ⇨ D105, SK 9382 ⇨ D107					SK 9382 ⇨ D107		




W ⇨ D115



IEC, NEMA ⇨ D123

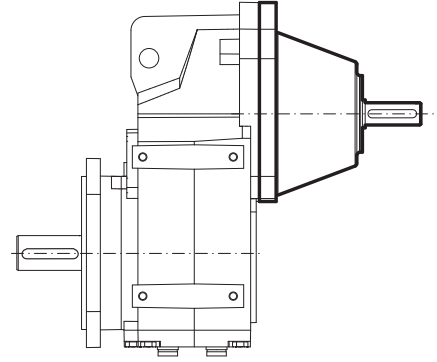
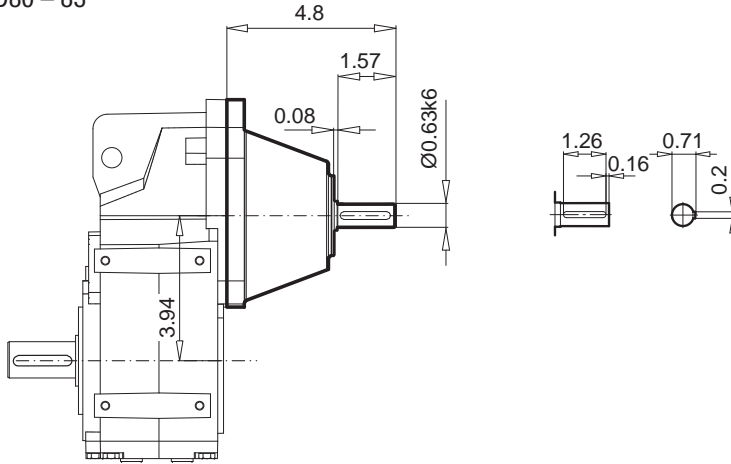
W



SK 0182.1, SK 0282.1

⇒ D80 – 83

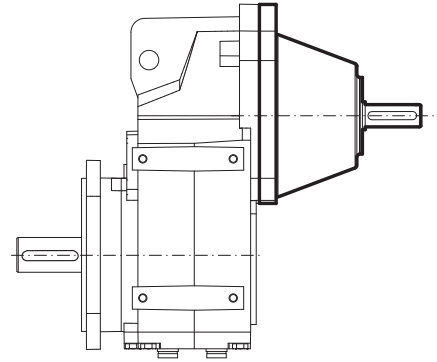
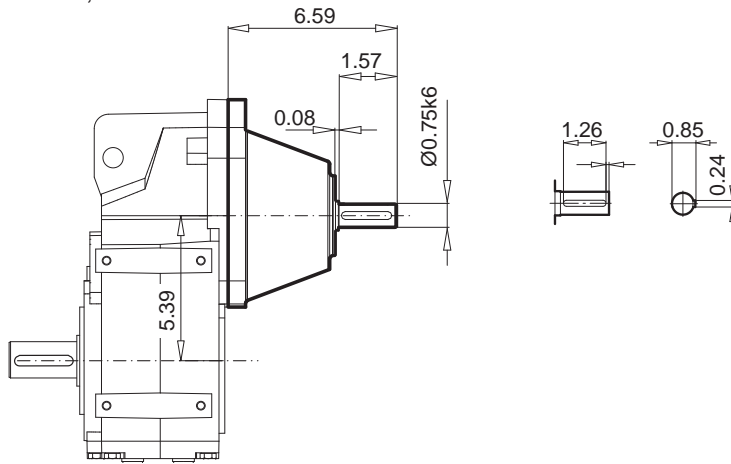
SK 0182.1, SK 0282.1



SK 1282.1, SK 1382.1

⇒ D84 – 86, ⇒ D88 – 90

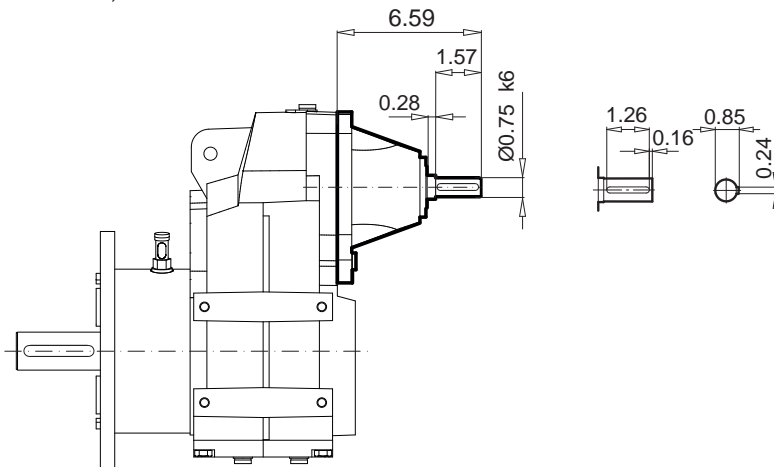
SK 1282.1, SK 1382.1



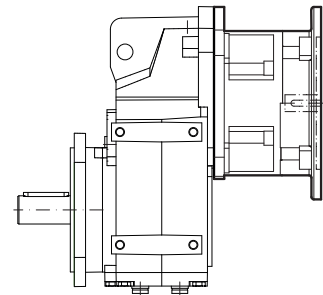
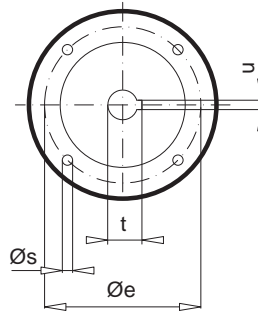
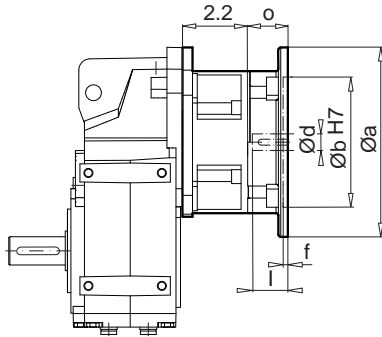
VL2/VL3

SK 1282.1, SK 1382.1

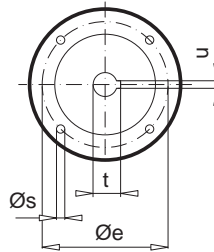
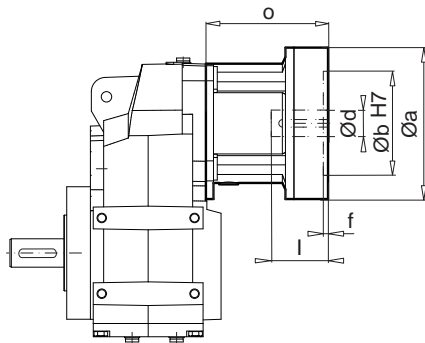
⇒ D84 – 86, ⇒ D88 – 90



Parallel shaft gear units


**IEC
NEMA**
SK 0182.1, SK 0282.1


IEC	Øa	Øb	Øe	f	Øs	o	Ød	l	t	u
63 - C90	3.54	2.36	2.95	0.16	M5.5	1.28				
63 - C120	4.72	3.15	3.94	0.16	M6.6	1.28	0.43	0.91	0.50	0.16
63 - A140	5.51	3.74	4.53	0.16	M9	1.28				
71 - C105	4.13	2.76	3.35	0.16	M7	1.28				
71 - C140	5.51	3.74	4.53	0.16	M9	1.28	0.55	1.18	0.64	0.20
71 - A160	6.30	4.33	5.12	0.16	M9	1.28				
80 - C120	4.72	3.15	3.94	0.16	M6.6	1.28				
80 - C160	6.30	4.33	5.12	0.16	M9	1.28	0.75	1.57	0.86	0.24
80 - A200	7.87	5.12	6.50	0.16	M10	1.28				
90 - C140	5.51	3.74	4.53	0.16	M9	1.79				
90 - C160	6.30	4.33	5.12	0.16	M9	1.79	0.94	1.97	1.07	0.31
90 - A200	7.87	5.12	6.50	0.16	M10	1.79				

1282.1, 1382.1



IEC	Øa	Øb	Øe	f	Øs	o	Ød	l	t	u
100 - C160	6.30	4.33	5.12	0.20	M9	5.08				
100 - C200	7.87	5.12	6.50	0.20	M9	5.08	1.10	2.36	1.23	0.31
100 - A250	9.84	7.09	8.46	0.20	M12	5.08				
112 - C160	6.30	4.33	5.12	0.20	M9	5.08				
112 - C200	7.87	5.12	6.50	0.20	M9	5.08	1.10	2.36	1.23	0.31
112 - A250	9.84	7.09	8.46	0.20	M12	5.08				

**SK 0182.1 - NEMA N56C, N140TC
SK 0282.1 - NEMA N56C, N140TC**
**SK 1282.1 - NEMA N56C ... N180TC
SK 1382.1 - NEMA N56C ... N180TC**

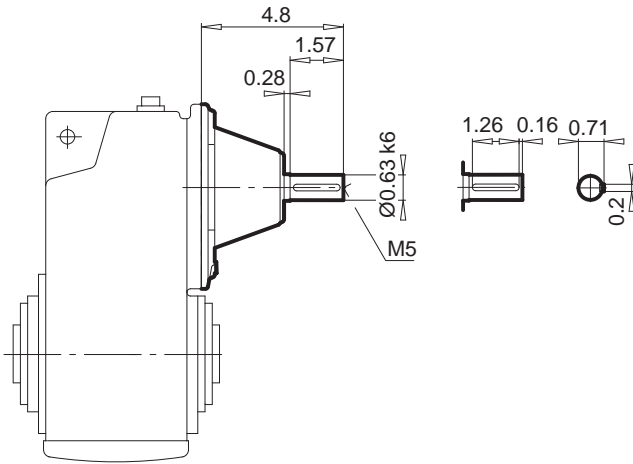
NEMA	Øa	Øb	Øe	f	Øs	o	Ød	l	t	u
N56C	6.54	4.50	5.87	0.18	0.43	3.66	0.63	2.06	0.71	0.19
N140TC	6.54	4.50	5.87	0.18	0.43	4.13	0.87	2.12	0.96	0.19
N180TC	9.17	8.50	7.25	0.23	0.55	5.82	1.13	2.85	1.25	0.25

 Parallel shaft
gear units

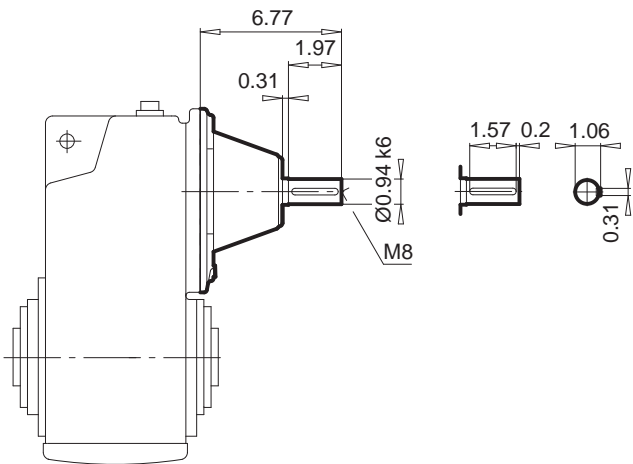
W



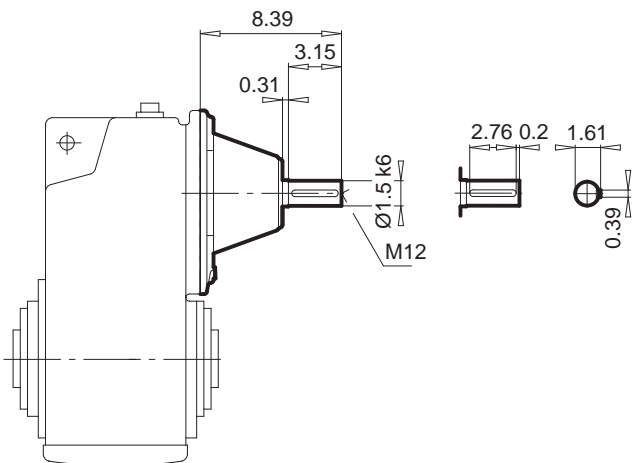
SK ... - W



Unit Type	↔	📖
SK 1282		D91
SK 2382		D93
SK 3382		D95
SK 1282/02		D110
SK 2282/02		D110
SK 3282/12		D110
SK 4282/12		D110
SK 5282/12		D110




Unit Type	↔	📖
SK 2282		D92
SK 3282		D94
SK 4382		D97
SK 5382		D99
SK 6382/22		D110
SK 6382/32		D110
SK 7382/22		D110
SK 7382/32		D110
SK 8382/32		D110



Unit Type	↔	📖
SK 4282		D96
SK 5282		D98
SK 6382		D101
SK 8382/42		D111
SK 9382/42		D111
SK 9382/52		D111

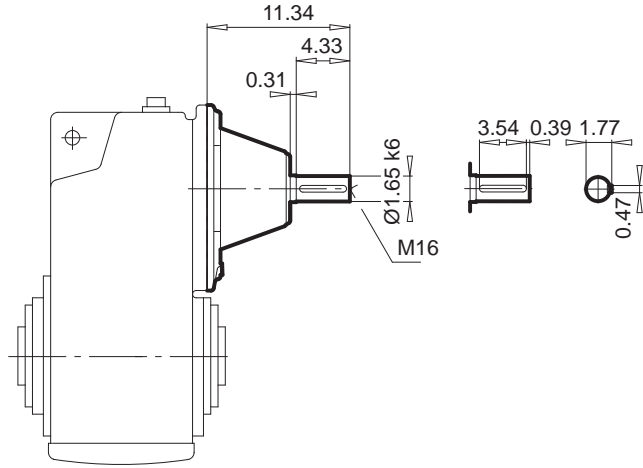
Parallel shaft gear units



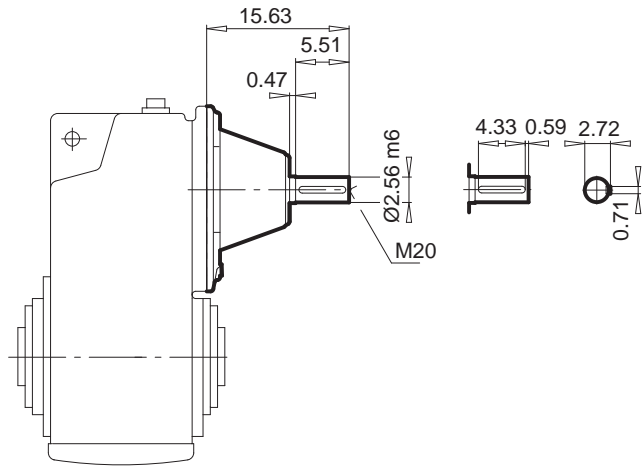
W

SK ... - W

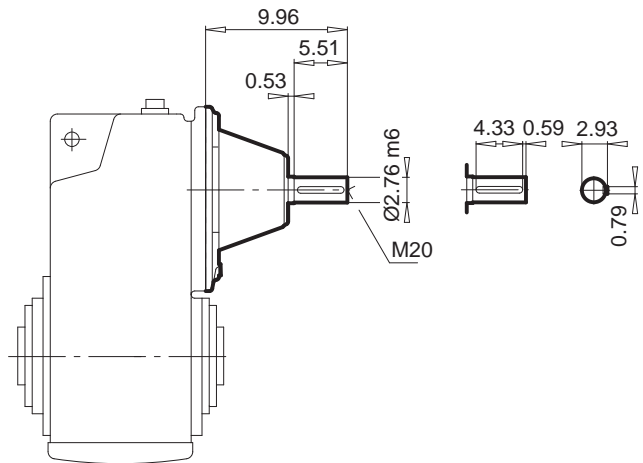
Unit Type	→	📖
SK 6282		D100
SK 7282		D102
SK 7382		D103
SK 8382		D105
SK 9382		D107




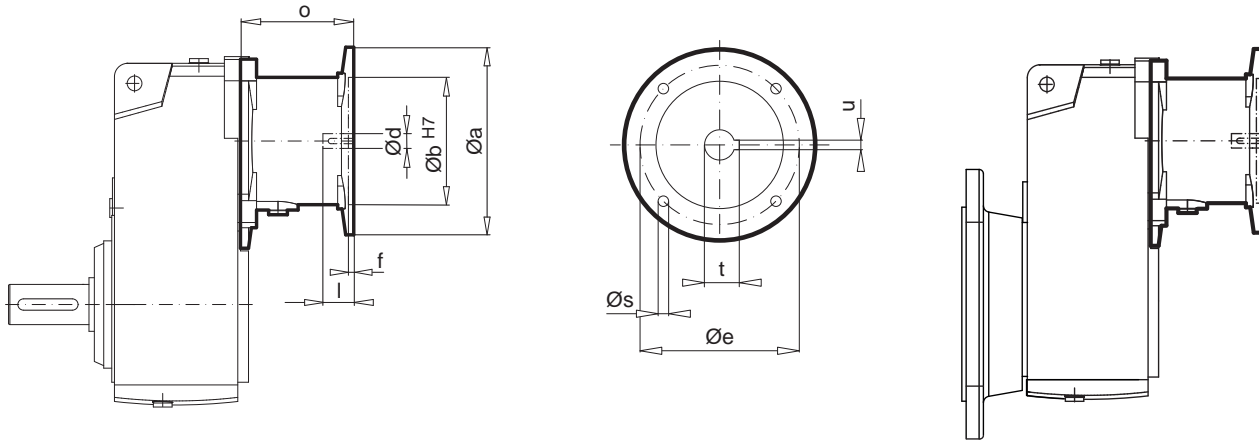
Unit Type	→	📖
SK 8282		D104
SK 9282		D106



Unit Type	→	📖
SK 10382.1		D108
SK 11382.1		D109




Parallel shaft gear units

**IEC
NEMA**
SK 1282 - IEC 63 ... 112 SK 2282 - IEC 71 ... 132
Parallel shaft
gear units

IEC	Øa	Øb	Øe	f	Øs	o	Ød	l	t	u
IEC 63	5.51	3.74	4.53	0.16	M8	3.33	0.43	0.91	0.50	0.16
IEC 71	6.30	4.33	5.12	0.18	M8	3.46	0.55	1.18	0.64	0.20
IEC 80	7.87	5.12	6.50	0.18	M10	4.25	0.75	1.57	0.86	0.24
IEC 90	7.87	5.12	6.50	0.18	M10	4.25	0.94	1.97	1.07	0.31
IEC 100	9.84	7.09	8.46	0.20	M12	4.92	1.10	2.36	1.23	0.31
IEC 112	9.84	7.09	8.46	0.20	M12	4.92	1.10	2.36	1.23	0.31
IEC 132	11.81	9.06	10.43	0.20	M12	6.14	1.50	3.15	1.63	0.39

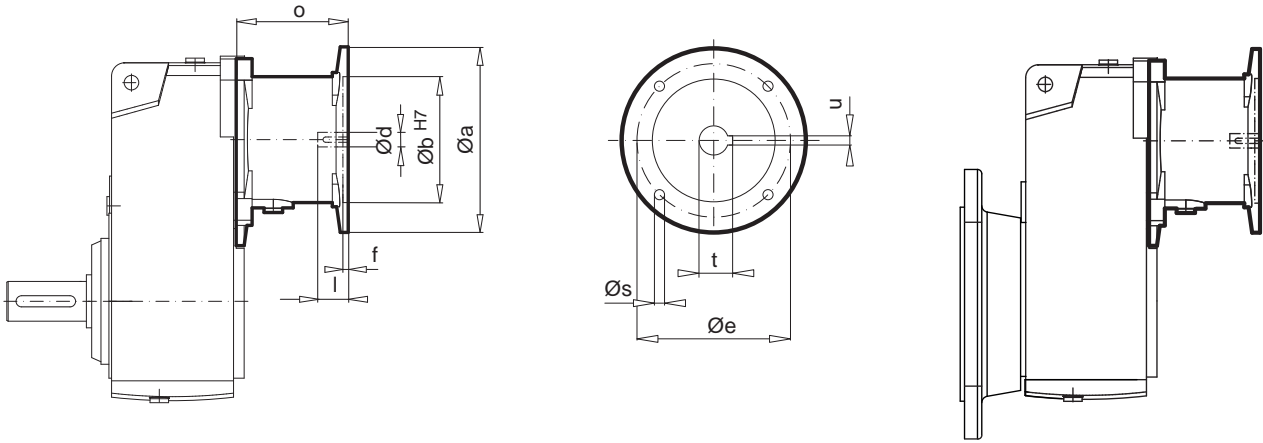
SK 1282 - NEMA N56C ... N180TC**SK 2282* - NEMA N56C ... N210TC**

NEMA	Øa	Øb	Øe	f	Øs	o	Ød	l	t	u
N56C	6.54	4.50	5.87	0.18	0.43	4.06 (4.61*)	0.63	2.06	0.71	0.19
N140TC	6.54	4.50	5.87	0.18	0.43	4.06 (4.61*)	0.87	2.12	0.96	0.19
N180TC	9.17	8.50	7.25	0.23	0.59	5.65 (5.51*)	1.13	2.62	1.24	0.25 (0.25*)
N210TC	9.17	8.50	7.25	0.23	0.59	6.65	1.37	3.12	1.52	0.31

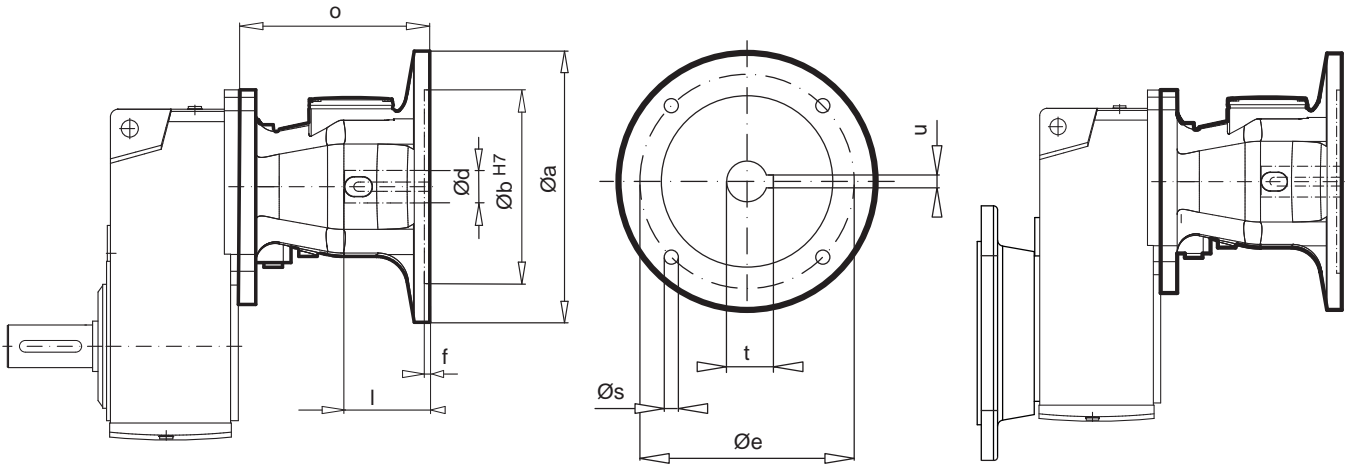


**IEC, AI
NEMA, AN**

SK 3282 - IEC 71 ... 132 SK 4282* - IEC 90 ... 132



SK 4282 - AI160




Parallel shaft
gear units

IEC / AI	$\varnothing a$	$\varnothing b$	$\varnothing e$	f	$\varnothing s$	o	$\varnothing d$	l	t	u
IEC 71	6.30	4.33	5.12	0.18	M8	3.46	0.55	1.18	0.64	0.20
IEC 80	7.87	5.12	6.50	0.18	M10	4.25	0.75	1.57	0.86	0.24
IEC 90	7.87	5.12	6.50	0.18	M10	4.25 (4.27*)	0.94	1.97	1.07	0.31
IEC 100	9.84	7.09	8.46	0.20	M12	4.92 (5.24*)	1.10	2.36	1.23	0.31
IEC 112	9.84	7.09	8.46	0.20	M12	4.92 (5.24*)	1.10	2.36	1.23	0.31
IEC 132	11.81	9.06	10.43	0.20	M12	6.14 (7.48)	1.50	3.15	1.63	0.39
AI 160	13.78	9.84	11.81	0.28	M16	9.72	1.65	4.33	1.78	0.47

SK 3282 - NEMA N56C ... N210TC SK 4282* - NEMA N56C ... AN250TC

NEMA / AN	$\varnothing a$	$\varnothing b$	$\varnothing e$	f	$\varnothing s$	o	$\varnothing d$	l	t	u
N56C	6.54	4.50	5.87	0.18	0.43	4.61 (4.33*)	0.63	2.06	0.71	0.19
N140TC	6.54	4.50	5.87	0.18	0.43	4.61 (4.33*)	0.87	2.12	0.96	0.19
N180TC	9.17	8.50	7.25	0.23	0.59	6.65 (7.91*)	1.13	2.62	1.24	0.25
N210TC	9.17	8.50	7.25	0.23	0.59	6.65 (7.91*)	1.37	3.12	1.52	0.31
AN250TC	9.17	8.50	7.25	0.23	0.53	9.28	1.63	3.75	1.80	0.37

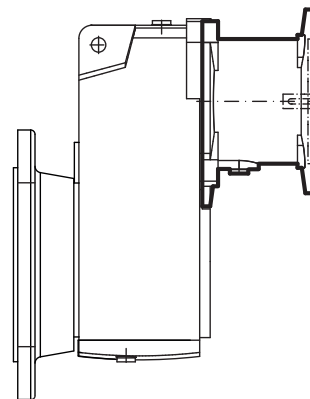
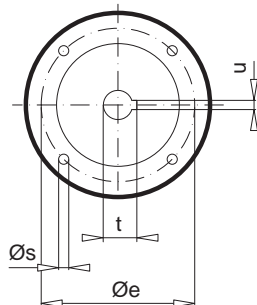
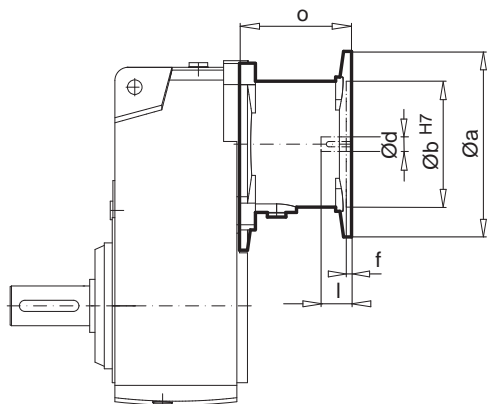
IEC, AI NEMA, AN



SK 5282 - IEC 90 ... 132

SK 6282* - IEC 100 ... 132

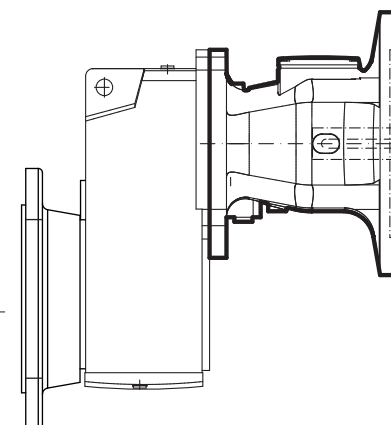
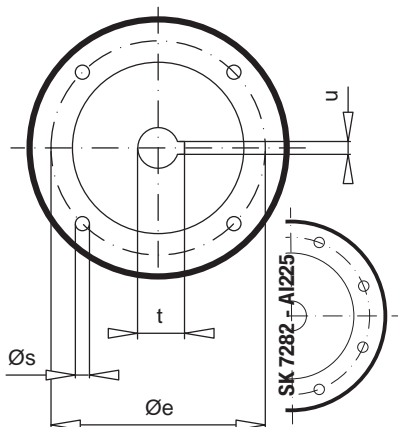
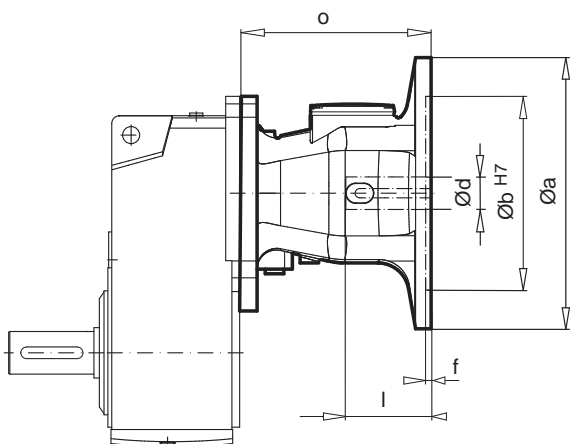
SK 7282* - IEC 132



SK 5282 - AI160, AI180

SK 6282 - AI160 ... AI225

SK 7282 - AI160 ... AI225



Parallel shaft
gear units


IEC / AI	Øa	Øb	Øe	f	Øs	o	Ød	l	t	u
IEC 90	7.87	5.12	6.50	0.18	M10	4.27	0.94	1.97	1.07	0.31
IEC 100	9.84	7.09	8.46	0.20	M12	5.24 (5.00*)	1.10	2.36	1.23	0.31
IEC 112	9.84	7.09	8.46	0.20	M12	5.24 (5.00*)	1.10	2.36	1.23	0.31
IEC 132	11.81	9.06	10.43	0.20	M12	7.48 (6.97*)	1.50	3.15	1.63	0.39
AI 160	13.78	9.84	11.81	0.28	M16	9.72	1.65	4.33	1.78	0.47
AI 180	13.78	9.84	11.81	0.28	M16	9.72	1.89	4.33	2.04	0.55
AI 200	15.75	11.81	13.78	0.28	M16	9.88	2.17	4.33	2.33	0.63
AI 225	17.72	13.78	15.75	0.28	M16	11.93	2.36	5.51	2.54	0.71

SK 5282 - NEMA N56C ... AN280TC,

SK 6282* - NEMA N180TC ... AN360TC,

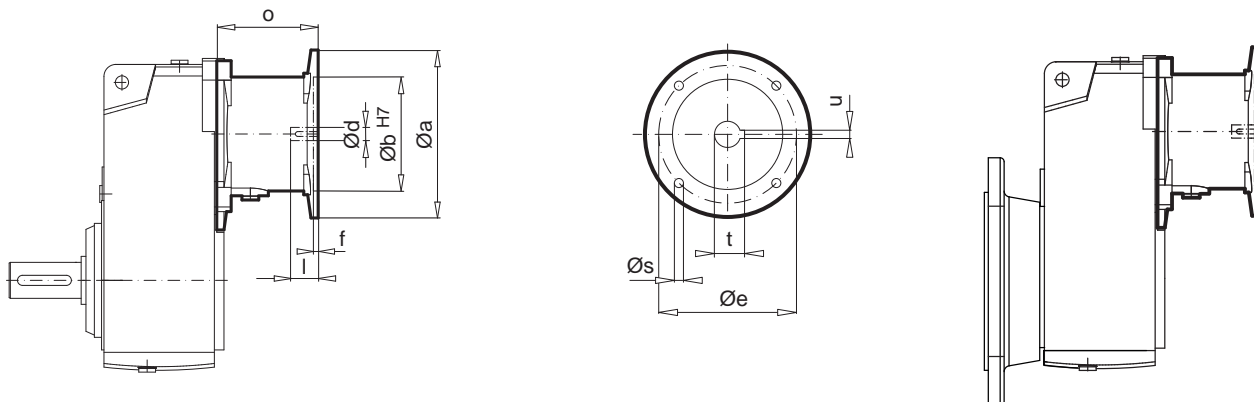
SK 7282* - NEMA N180TC ... AN360TC

NEMA / AN	Øa	Øb	Øe	f	Øs	o	Ød	l	t	u
N56C	6.54	4.50	5.87	0.18	0.43	4.33	0.63	2.06	0.71	0.19
N140TC	6.54	4.50	5.87	0.18	0.43	4.33	0.87	2.12	0.96	0.19
N180TC	9.17	8.50	7.25	0.23	0.59	7.91 (7.52*)	1.13	2.62	1.24	0.25
N210TC	9.17	8.50	7.25	0.23	0.59	7.91 (7.52*)	1.37	3.12	1.52	0.31
AN250TC	9.17	8.50	7.25	0.23	0.53	9.28	1.63	3.75	1.80	0.37
AN280TC	13.78	10.50	9.00	0.23	0.53	9.95	1.87	4.38	2.03	0.50
AN320TC	15.75	12.50	11.00	0.23	0.69	10.11	2.13	5.00	2.35	0.50
AN360TC	21.65	12.50	11.00	0.20	0.69	12.13	2.38	5.62	2.65	0.63



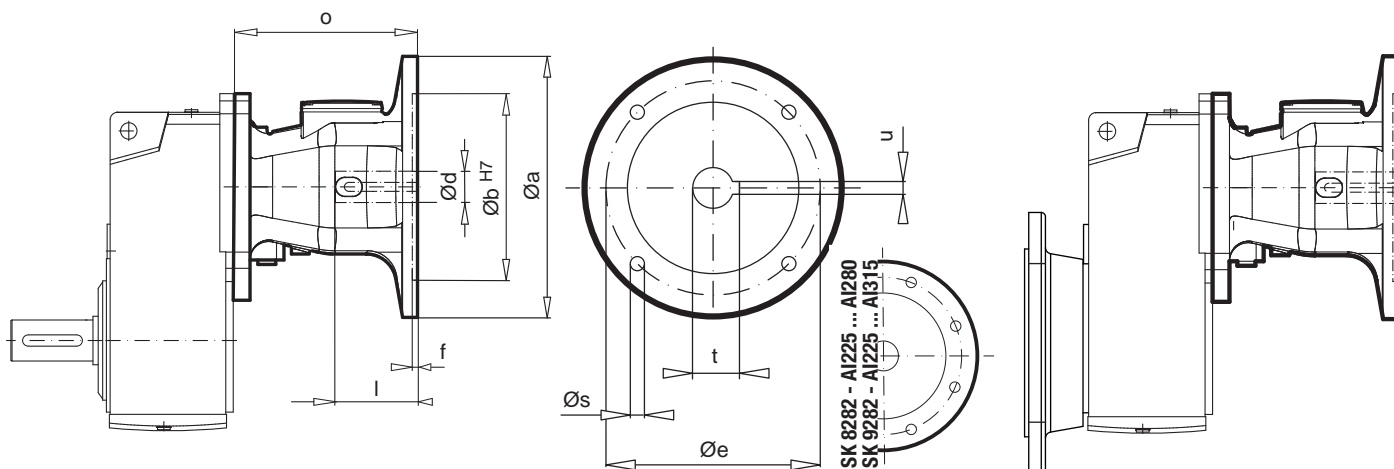
**IEC, AI
NEMA, AN**

SK 8282 - IEC 132



SK 8282 - AI160 ... AI280

SK 9282 - AI180 ... AI315



Parallel shaft
gear units


IEC / AI	$\varnothing a$	$\varnothing b$	$\varnothing e$	f	$\varnothing s$	o	$\varnothing d$	l	t	u
IEC 132	11.81	9.06	10.43	0.20	M12	6.97	1.50	3.15	1.63	0.39
AI 160	13.78	9.84	11.81	0.28	M16	9.72	1.65	4.33	1.78	0.47
AI 180	13.78	9.84	11.81	0.28	M16	9.72	1.89	4.33	2.04	0.55
AI 200	15.75	11.81	13.78	0.28	M16	9.88	2.17	4.33	2.33	0.63
AI 225	17.72	13.78	15.75	0.28	M16	11.93	2.36	5.51	2.54	0.71
AI 250	21.65	17.72	19.69	0.28	M16	13.33	2.56	5.51	2.73	0.71
AI 280	21.65	17.72	19.69	0.28	M16	13.33	2.95	5.51	3.15	0.79
AI 315	25.98	21.65	23.62	0.28	M20	15.75	3.15	6.69	3.36	0.87

SK 8282 - NEMA N180TC ... AN360TC

SK 9282 - NEMA N180TC ... AN360TC

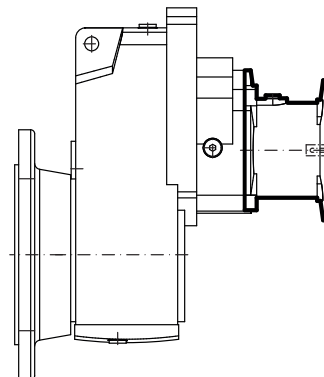
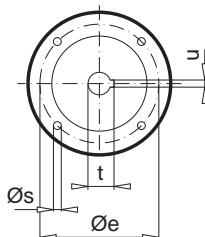
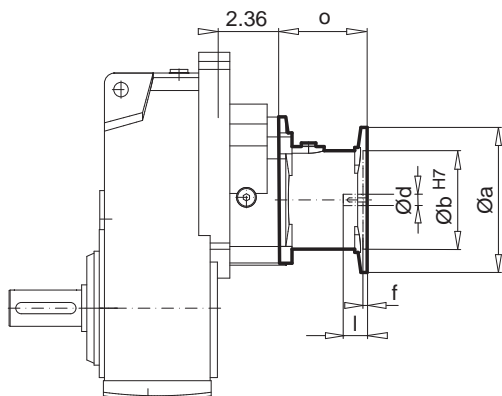
NEMA / AN	$\varnothing a$	$\varnothing b$	$\varnothing e$	f	$\varnothing s$	o	$\varnothing d$	l	t	u
N180TC	9.17	8.50	7.25	0.23	0.59	7.52	1.13	2.62	1.24	0.25
N210TC	9.17	8.50	7.25	0.23	0.59	7.52	1.37	3.12	1.52	0.31
AN250TC	9.17	8.50	7.25	0.23	0.59	7.91	1.63	3.75	1.80	0.37
AN280TC	13.78	10.50	9.00	0.23	0.69	9.95	1.87	4.38	2.03	0.50
AN320TC	15.75	12.50	11.00	0.23	0.69	10.11	2.13	5.00	2.35	0.50
AN360TC	21.65	12.50	11.00	0.16	0.69	14.67	2.37	5.62	2.65	0.63

IEC, AI NEMA, AN



SK 2382 - IEC 63 ... 90

SK 3382 - IEC 63 ... 112




Parallel shaft
gear units

IEC	Øa	Øb	Øe	f	Øs	o	Ød	l	t	u
IEC 63	5.51	3.74	4.53	0.16	M8	3.33	0.43	0.91	0.50	0.16
IEC 71	6.30	4.33	5.12	0.18	M8	3.48	0.55	1.18	0.64	0.20
IEC 80	7.87	5.12	6.50	0.18	M10	4.17	0.75	1.57	0.86	0.24
IEC 90	7.87	5.12	6.50	0.18	M10	4.17	0.94	1.97	1.07	0.31
IEC 100	9.84	7.09	8.46	0.20	M12	4.92	1.10	2.36	1.23	0.31
IEC 112	9.84	7.09	8.46	0.20	M12	4.92	1.10	2.36	1.23	0.31

SK 2382 - NEMA N56C, N140TC

SK 3382 - NEMA N56C ... N180TC

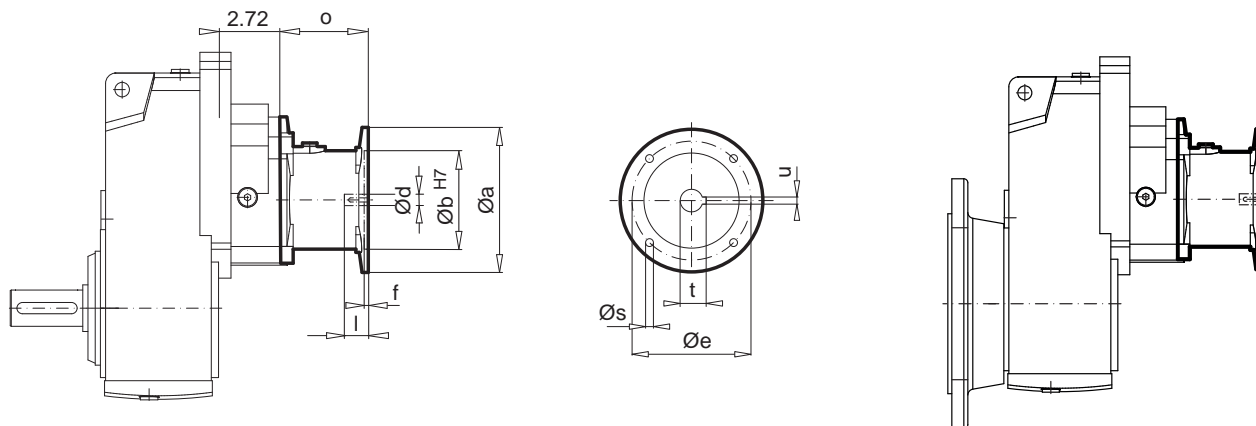
NEMA	Øa	Øb	Øe	f	Øs	o	Ød	l	t	u
N56C	6.54	4.50	5.87	0.18	0.43	4.45	0.63	2.06	0.71	0.19
N140TC	6.54	4.50	5.87	0.18	0.43	4.45	0.87	2.12	0.96	0.19
N180TC	9.17	8.50	7.25	0.23	0.59	5.65	1.13	2.62	1.24	0.25



**IEC, AI
NEMA, AN**

SK 4382 - IEC 71 ... 112

SK 5382 - IEC 71 ... 112



Parallel shaft
gear units


IEC	Øa	Øb	Øe	f	Øs	o	Ød	l	t	u
IEC 71	6.30	4.33	5.12	0.18	M8	3.46	0.55	1.18	0.64	0.20
IEC 80	7.87	5.12	6.50	0.18	M10	4.25	0.75	1.57	0.86	0.24
IEC 90	7.87	5.12	6.50	0.18	M10	4.25	0.94	1.97	1.07	0.31
IEC 100	9.84	7.09	8.46	0.20	M12	4.92	1.10	2.36	1.23	0.31
IEC 112	9.84	7.09	8.46	0.20	M12	4.92	1.10	2.36	1.23	0.31

SK 4382 - NEMA N56C ... N180TC

SK 5382 - NEMA N56C ... AN210TC

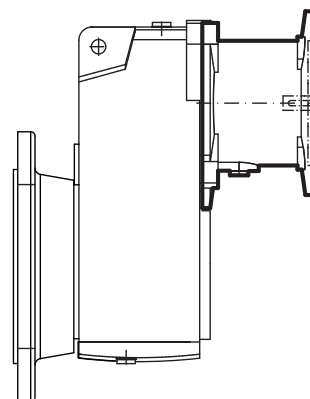
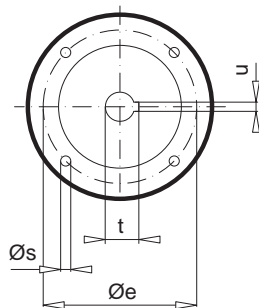
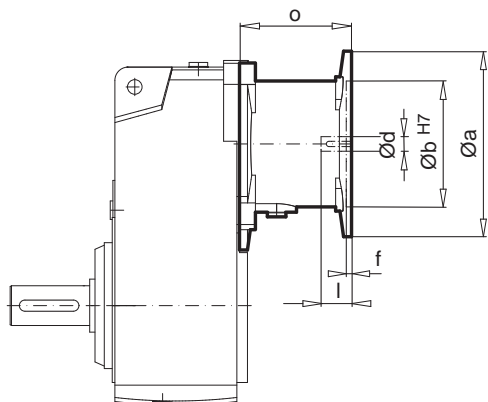
NEMA / AN	Øa	Øb	Øe	f	Øs	o	Ød	l	t	u
N56C	6.54	4.50	5.87	0.18	0.43	4.61	0.63	2.06	0.71	0.19
N140TC	6.54	4.50	5.87	0.18	0.43	4.61	0.87	2.12	0.96	0.19
N180TC	9.17	8.50	7.25	0.23	0.59	6.65	1.13	2.62	1.24	0.25
N210TC	9.17	8.50	7.25	0.23	0.59	6.65	1.37	3.12	1.52	0.31

IEC, AI NEMA, AN



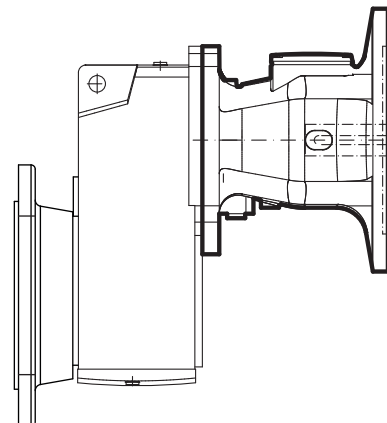
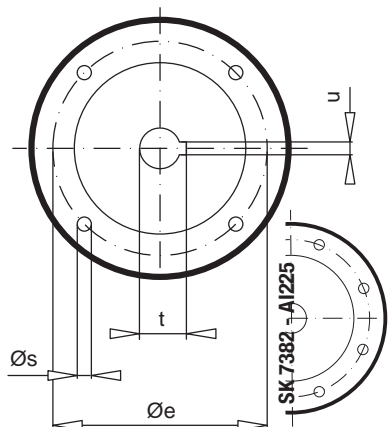
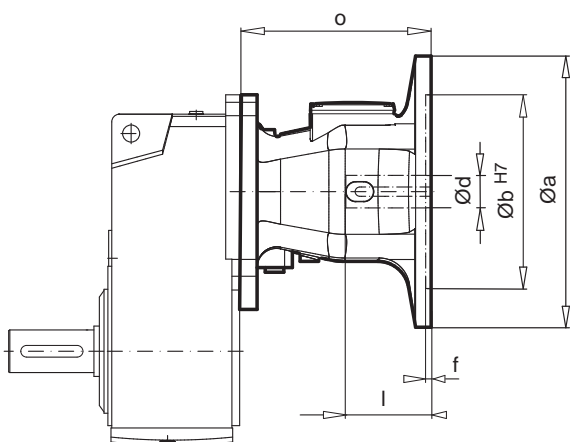
SK 6382 - IEC 90 ... 132

SK 7382* - IEC 100 ... 132



SK 6382 - AI 160, 180

SK 7382 - AI 160 ... 225




Parallel shaft
gear units

IEC / AI	Øa	Øb	Øe	f	Øs	o	Ød	l	t	u
IEC 90	7.87	5.12	6.50	0.18	M10	4.27	0.94	1.97	1.07	0.31
IEC 100	9.84	7.09	8.46	0.20	M12	5.24 (5.00*)	1.10	2.36	1.23	0.31
IEC 112	9.84	7.09	8.46	0.20	M12	5.24 (5.00*)	1.10	2.36	1.23	0.31
IEC 132	11.81	9.06	10.43	0.20	M12	7.48 (6.97*)	1.50	3.15	1.63	0.39
AI 160	13.78	9.84	11.81	0.28	M16	9.72	1.65	4.33	1.78	0.47
AI 180	13.78	9.84	11.81	0.28	M16	9.72	1.89	4.33	2.04	0.55
AI 200	15.75	11.81	13.78	0.28	M16	9.88	2.17	4.33	2.33	0.63
AI 225	17.72	13.78	15.75	0.28	M16	11.93	2.36	5.51	2.54	0.71

SK 6382 - NEMA N56C ... AN280TC

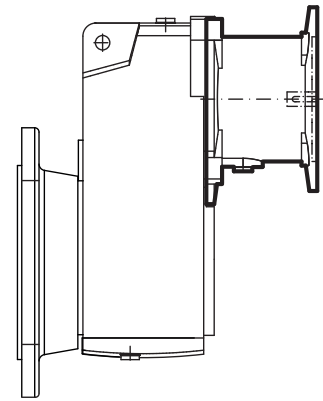
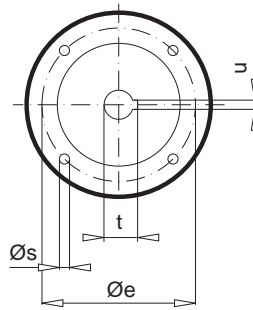
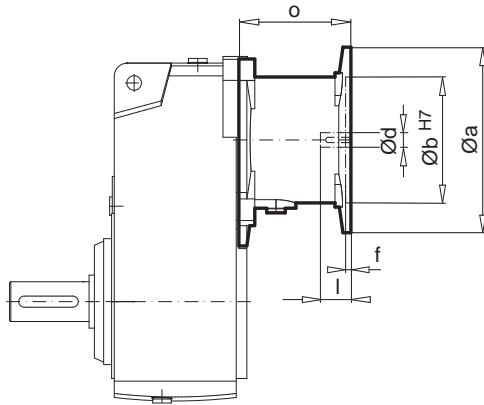
SK 7382* - NEMA N180TC ... AN360TC

NEMA / AN	Øa	Øb	Øe	f	Øs	o	Ød	l	t	u
N56C	6.54	4.50	5.87	0.18	0.43	4.33	0.63	2.06	0.71	0.19
N140TC	6.54	4.50	5.87	0.18	0.43	4.33	0.87	2.12	0.96	0.19
N180TC	9.17	8.50	7.25	0.23	0.59	7.91 (7.52*)	1.13	2.62	1.24	0.25
N210TC	9.17	8.50	7.25	0.23	0.59	7.91 (7.52*)	1.37	3.12	1.52	0.31
AN250TC	9.17	8.50	7.25	0.23	0.53	9.28 (9.56*)	1.63	3.76	1.80	0.37
AN280TC	13.78	10.50	9.00	0.23	0.53 (0.69*)	9.95	1.87	4.38	2.03	0.50
AN320TC	15.75	12.50	11.00	0.23	0.69	10.11	2.13	5.00	2.35	0.50
AN360TC	21.65	12.50	11.00	0.20	0.69	12.13	2.37	5.62	2.65	0.63

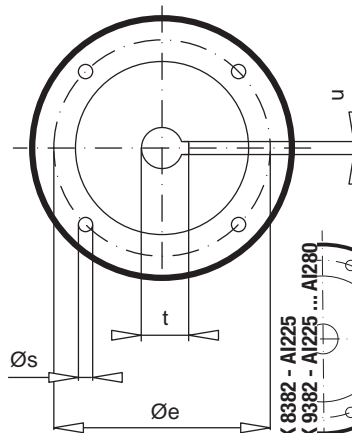
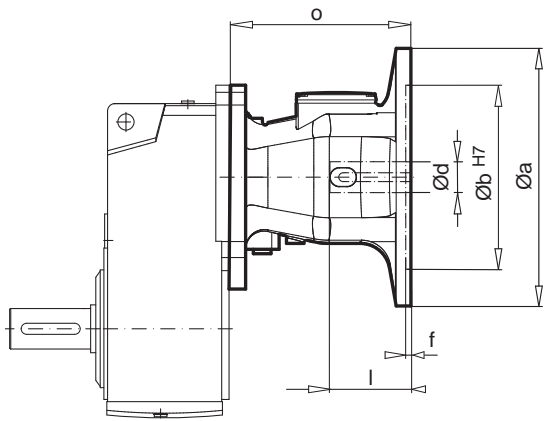


**IEC, AI
NEMA, AN**

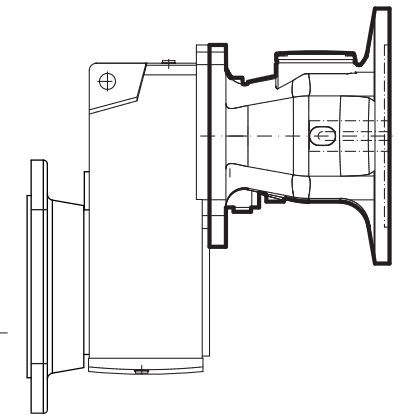
SK 8382 - IEC 100 ... 132 SK 9382 - IEC 132



SK 8382 - AI 160 ... 225 SK 9382 - AI 160 ... 280



SK 8382 - AI225
SK 9382 - AI225 ... AI280



Parallel shaft
gear units


IEC / AI	Øa	Øb	Øe	f	Øs	o	Ød	l	t	u
IEC 100	9.84	7.09	8.46	0.20	M12	5.00	1.10	2.36	1.23	0.31
IEC 112	9.84	7.09	8.46	0.20	M12	5.00	1.10	2.36	1.23	0.31
IEC 132	11.81	9.06	10.43	0.20	M12	6.97	1.50	3.15	1.63	0.39
AI 160	13.78	9.84	11.81	0.28	M16	9.72	1.65	4.33	1.78	0.47
AI 180	13.78	9.84	11.81	0.28	M16	9.72	1.89	4.33	2.04	0.55
AI 200	15.75	11.81	13.78	0.28	M16	9.88	2.17	4.33	2.33	0.63
AI 225	17.72	13.78	15.75	0.28	M16	11.93	2.36	5.51	2.54	0.71
AI 250	21.65	17.72	19.69	0.28	M16	13.33	2.56	5.51	2.73	0.71
AI 280	21.65	17.72	19.69	0.28	M16	13.33	2.95	5.51	3.15	0.79

SK 8382 - NEMA N180TC ... AN360TC

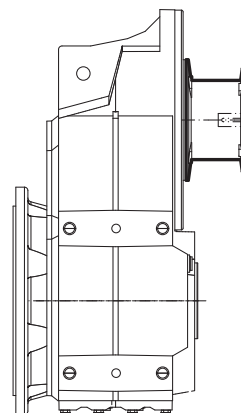
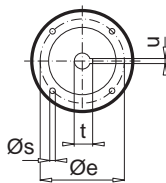
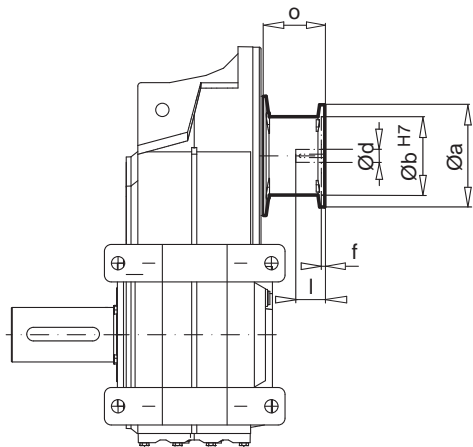
SK 9382 - NEMA N180TC ... AN360TC

NEMA / AN	Øa	Øb	Øe	f	Øs	o	Ød	l	t	u
N180TC	9.17	8.50	7.25	0.23	0.59	7.52	1.13	2.62	1.24	0.25
N210TC	9.17	8.50	7.25	0.23	0.59	7.52	1.37	3.12	1.52	0.31
AN250TC	9.25	8.50	7.25	0.23	0.53	9.56	1.63	3.75	1.80	0.37
AN280TC	13.78	10.50	9.00	0.23	0.69	9.95	1.87	4.38	2.03	0.50
AN320TC	15.75	12.50	11.00	0.23	0.69	10.11	2.13	5.00	2.35	0.50
AN360TC	21.65	12.50	11.00	0.20	0.69	12.13	2.37	5.62	2.65	0.63

IEC, AI NEMA, AN

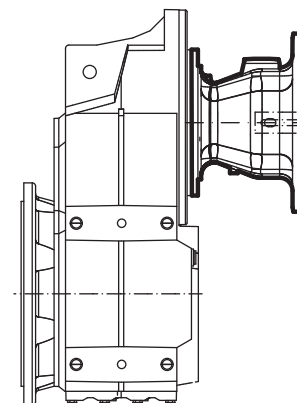
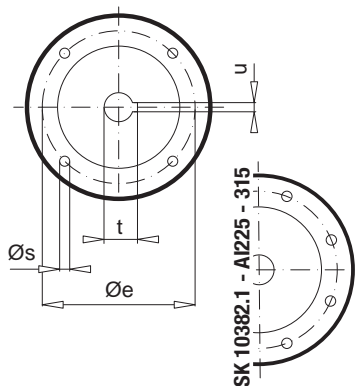
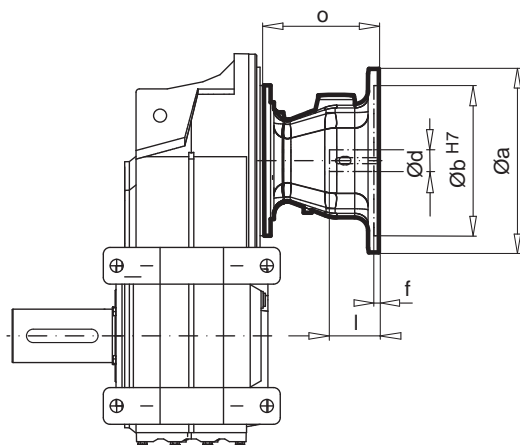


SK 10382.1 - IEC 132



SK 10382.1 - AI 160 ... 315

SK 11382.1 - AI 160 ... 315



Parallel shaft
gear units

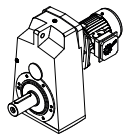
IEC / AI	Øa	Øb	Øe	f	Øs	o	Ød	l	t	u
IEC 132	11.81	9.06	10.43	0.20	M12	6.97	1.50	3.15	1.63	0.39
AI 160	13.78	9.84	11.81	0.28	M16	9.72	1.65	4.33	1.78	0.47
AI 180	13.78	9.84	11.81	0.28	M16	9.72	1.89	4.33	2.04	0.55
AI 200	15.75	11.81	13.78	0.28	M16	9.88	2.17	4.33	2.33	0.63
AI 225	17.72	13.78	15.75	0.28	M16	11.93	2.36	5.51	2.54	0.71
AI 250	21.65	17.72	19.69	0.28	M16	13.33	2.56	5.51	2.73	0.71
AI 280	21.65	17.72	19.69	0.28	M16	13.33	2.95	5.51	3.15	0.79
AI 315	25.98	21.65	23.62	0.28	M20	15.75	3.15	6.69	3.36	0.87

SK 10382.1 - NEMA N56C ... AN280TC

SK 11382.1 - NEMA N180TC ... AN360TC

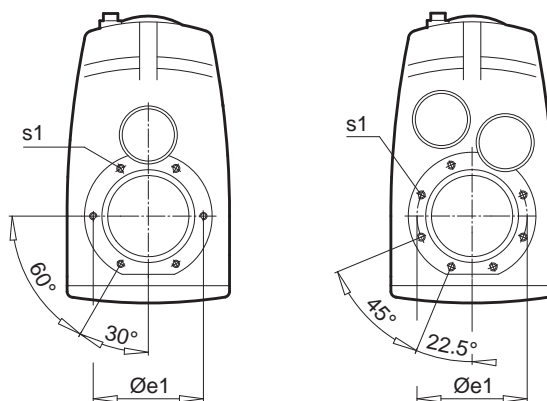
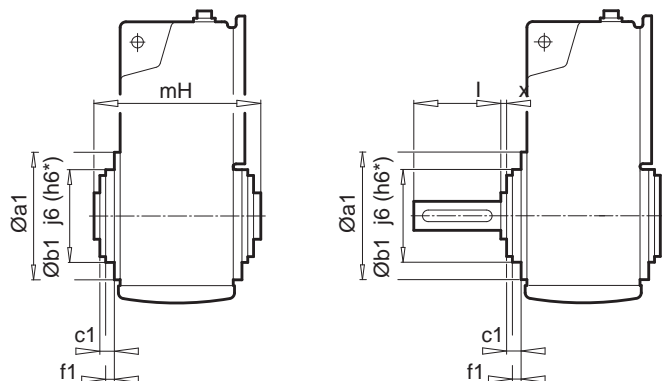
NEMA / AN	Øa	Øb	Øe	f	Øs	o	Ød	l	t	u
N180TC	9.17	8.50	7.25	0.23	0.59	7.52	1.13	2.62	1.24	0.25
N210TC	9.17	8.50	7.25	0.23	0.59	7.52	1.37	3.12	1.52	0.31
AN250TC	9.25	8.50	7.25	0.23	0.53	9.56	1.63	3.75	1.80	0.37
AN280TC	13.78	10.50	9.00	0.23	0.69	9.95	1.87	4.38	2.03	0.50
AN320TC	15.75	12.50	11.00	0.23	0.69	10.11	2.13	5.00	2.35	0.50
AN360TC	21.65	12.50	11.00	0.16	0.69	14.67	2.37	5.62	2.65	0.63

**AZ
VZ**



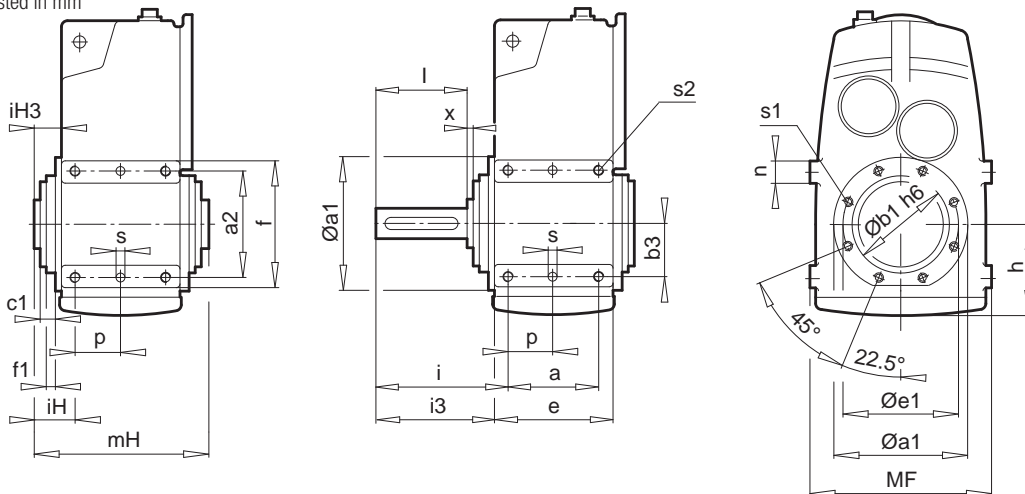
**SK 1282 AZ(VZ) -
SK 5382 AZ(VZ)**

**SK 6282 AZ(VZ) -
SK 8382 AZ(VZ)**



Unit Type	a1	b1	c1	e1	f1	s1†	mH	l	x
SK 1282 .Z	5.51	3.74	0.51	4.53	0.24	M8 x 13	4.80	2.36	0.16
SK 2282 .Z	6.30	4.33	0.47	5.12	0.20	M8 x 13	5.47	2.76	0.20
SK 2382 .Z									
SK 3282 .Z	7.87	5.12	0.28	6.50	0.28	M10 x 16	6.85	3.54	0.24
SK 3382 .Z									
SK 4282 .Z	9.06	6.30	0.43	7.64	0.20	M12 x 20	7.68	4.33	0.28
SK 4382 .Z									
SK 5282 .Z	9.84	7.09	0.35	8.46	0.20	M12 x 20	9.06	5.12	0.30
SK 5382 .Z									
SK 6282 .Z	11.81	9.06	0.43	10.43	0.16	M12 x 20	11.42	5.51	0.33
SK 6382 .Z									
SK 7282 .Z	13.78	9.84*	0.43	11.81	0.20	M16 x 25	12.20	6.69	0.24
SK 7382 .Z									
SK 8282 .Z	15.75	11.81*	0.51	13.78	0.20	M16 x 25	14.41	8.27	0.28
SK 8382 .Z									

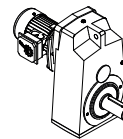
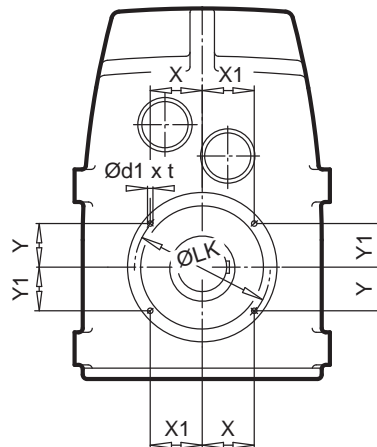
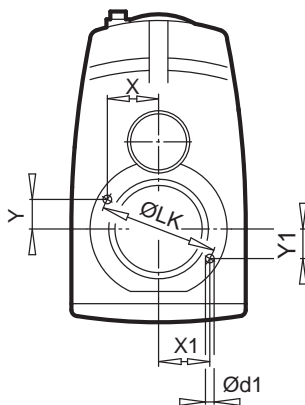
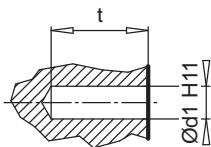
† Listed in mm



Unit Type	a1	b1	c1	e1	f1	s1†	a2	e	n	p	Øs1† s2†	h	b3	i	i3	iH	iH3	MF	mH	l	x
SK 9282 .Z	17.72	13.78	0.55	15.75	0.28	M20 x 30	9.65	12.05	3.15		25 x 30	11.61	12.40	2.56				25.20	16.93	9.84	
SK 9382 .Z							14.17	17.32	4.80.5		M30 x 45	7.09	11.16	1.32						0.39	
SK 10382.1 .Z	⇒ D108																				
SK 11382.1 .Z	⇒ D109																				

† Listed in mm

Parallel shaft
gear units

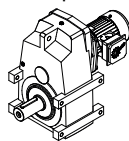

AZ
VZ
SK 1282 - SK 5382
SK 6282 - SK 11382.1


Unit Type	$\text{Ød1}^{\text{H11}} \times \text{t}^{\dagger}$	LK	X	X1	Y	Y1
SK 1282 .Z	8 x 12	4.53	2.21	2.21	0.49	0.49
SK 2282 .Z	8 x 12	5.12	2.47	2.47	0.66	0.66
SK 2382 .Z						
SK 3282 .Z	10 x 15	6.50	3.17	3.17	0.70	0.70
SK 3382 .Z						
SK 4282 .Z	12 x 20	7.64	3.69	3.69	0.99	0.99
SK 4382 .Z						
SK 5282 .Z	12 x 20	8.46	4.13	4.13	0.92	0.92
SK 5382 .Z						
SK 6282 .Z	12 x 20	10.43	4.40	4.40	2.80	2.80
SK 6382 .Z						
SK 7282 .Z	16 x 30	11.81	4.98	4.98	3.17	3.17
SK 7382 .Z						
SK 8282 .Z	16 x 30	13.78	5.81	5.81	3.70	3.70
SK 8382 .Z						
SK 9282 .Z	16 x 30	15.75	6.64	6.64	4.23	4.23
SK 9382 .Z						
SK 10382.1.Z	25 x 35	19.69	6.96	8.06	6.96	5.65
SK 11382.1.Z	25 x 25	19.69	6.96	8.06	6.96	5.65

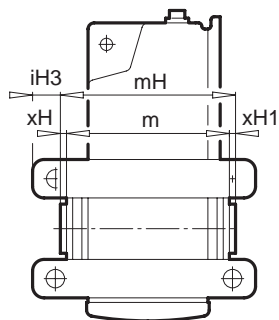
[†] Listed in mm

 Parallel shaft
 gear units

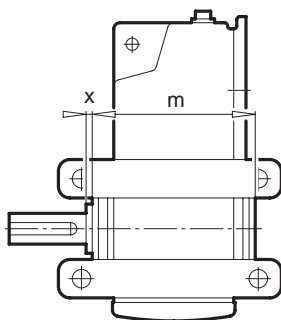
**AX
VX
AXSH**



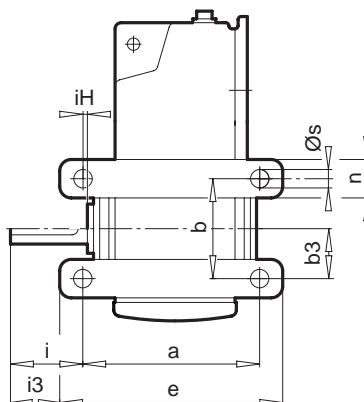
AX



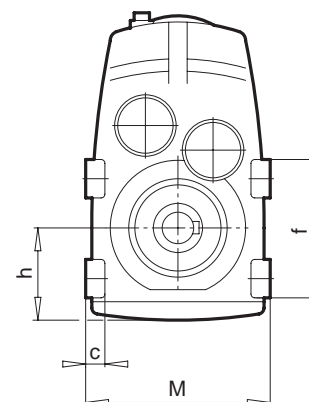
VX



AX / VX



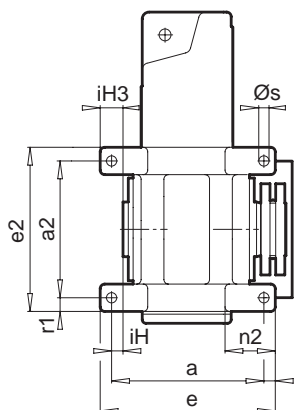
AX / VX



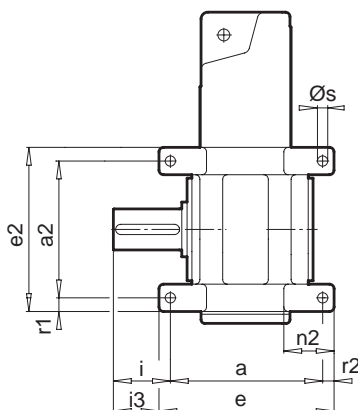
Unit Type	a	b	c	e	f	n	s	b3	h	i	i3	iH	iH3	m	mH	x	xH	xH1	M
SK 1282 .X	5.59	3.15	0.63	6.46	4.33	1.18	0.43	1.69	3.03	2.09	1.65	0.28	0.71	4.53	4.80	0.16	0.16	0.12	6.69
SK 2282 .X	6.50	3.15	0.79	7.68	4.57	1.42	0.51	1.93	3.54	2.54	1.95	0.22	0.81	4.96	5.47	0.20	0.20	0.31	7.87
SK 3282 .X	7.68	4.92	0.98	8.86	6.50	1.57	0.51	2.44	4.21	3.11	2.52	0.43	1.02	6.38	6.85	0.24	0.24	0.24	9.29
SK 4282 .X	8.66	4.92	1.10	10.24	6.69	1.77	0.71	2.87	4.84	3.96	3.17	0.37	1.16	7.13	7.68	0.28	0.28	0.28	11.02
SK 5282 .X	9.84	6.89	1.38	11.42	8.66	1.77	0.71	3.54	5.75	4.63	3.84	0.49	1.28	8.46	9.06	0.30	0.30	0.30	12.60
SK 6282 .X	12.99	7.68	1.57	15.35	10.43	2.76	1.02	3.98	6.77	4.82	3.64	1.02	2.20	10.75	11.42	0.33	0.33	0.33	14.17
SK 7282 .X	14.57	8.46	1.77	17.32	12.01	3.54	1.30	4.06	7.76	5.51	4.13	1.18	2.56	11.73	12.20	0.24	0.24	0.24	16.69
SK 8282 .X	16.54	9.45	2.36	19.69	13.78	4.33	1.30	4.88	8.86	7.24	5.67	1.02	2.60	13.86	14.41	0.28	0.28	0.28	19.69

Parallel shaft gear units

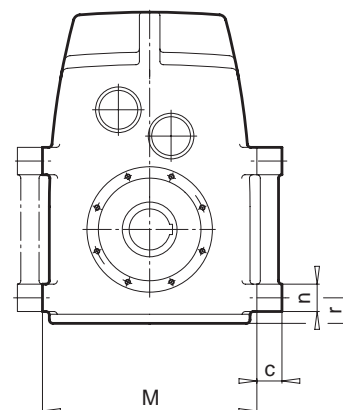
AXSH




VX



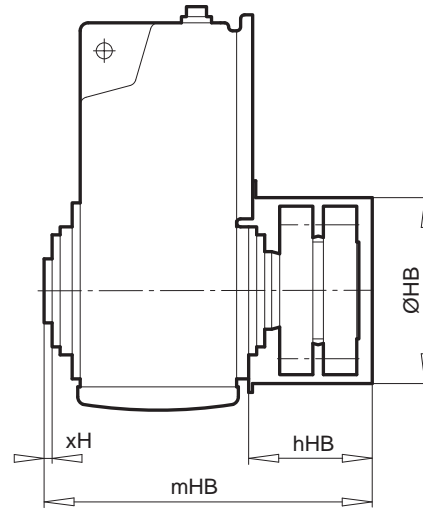
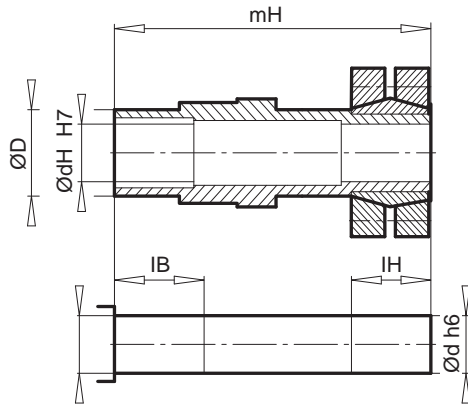
AXSH / VX



Unit Type	a	a2	c	e	e2	n	n2	r	r1	r2	s	i	i3	iH	iH3	M
SK 9282 .X	18.50	14.17	2.76	22.44	18.11	3.94	7.48	4.53	1.97	1.97	1.77	8.86	6.89	0.98	2.95	25.20
SK 9382 .X	17.72	16.54	3.94	20.87	20.87	4.33	6.69	4.57	2.17	1.57	1.54	12.32	10.75	0.51	1.06	26.77
SK 10382.1 .X	19.69	23.62	6.69	23.62	28.35	4.72	7.87	3.58	2.36	1.97	1.77	12.13	10.16	0.31	1.65	32.28


AVSH
SK ... AVSH

⇒ A21


 Parallel shaft
gear units

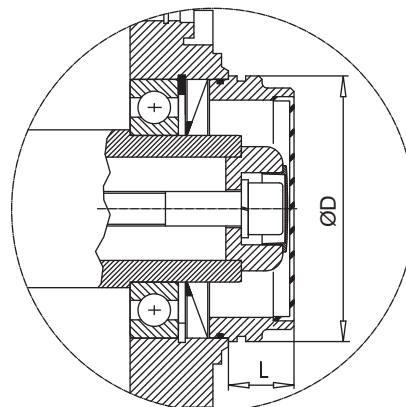
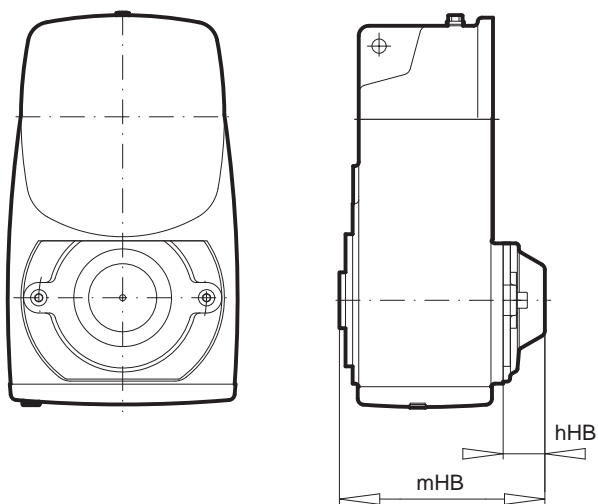
Unit Type	D	dH	d	IB	IH	mH	xH	hHB	HB	mHB
SK 7282 SK 7382	4.33	3.35	3.35	2.20	4.72	16.89	0.24	5.79	10.16	17.56
SK 8282 SK 8382	5.12	3.94	3.94	2.81	5.87	20.08	0.28	7.80	12.05	21.42
SK 9282 SK 9382	6.30	5.12	5.12	3.23	7.17	23.90	0.39	9.25	14.33	24.84

**AH
AZH**



SK ... AH → A21
SK ... AZH

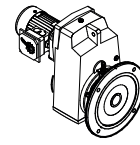
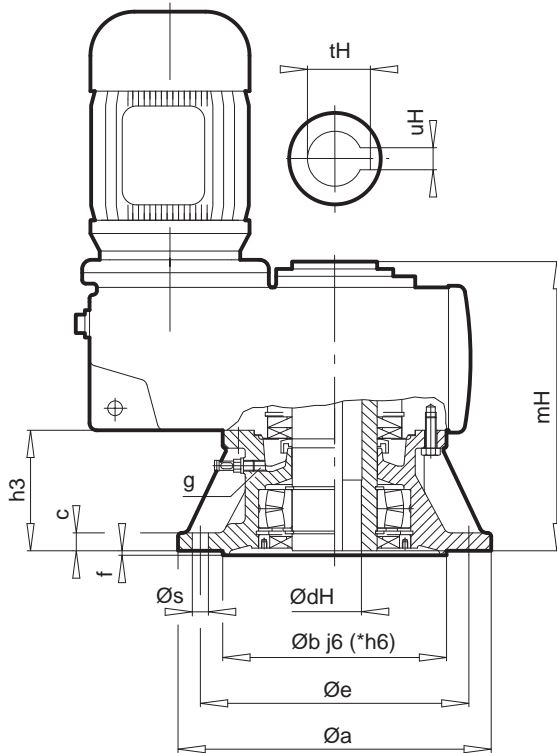
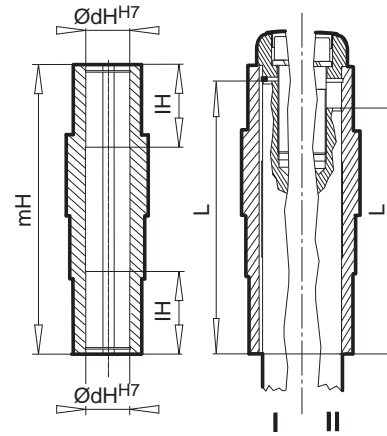
SK ... AH 66 → A21
SK ... AZH 66



Parallel shaft
gear units

Unit Type	hHB	mHB
SK 1282 AH AZH	1.22	5.91
SK 2282 AH AZH	1.69	6.85
SK 2382 AH AZH		
SK 3282 AH AZH	1.77	8.39
SK 3382 AH AZH		
SK 4282 AH AZH	1.77	9.17
SK 4382 AH AZH		
SK 5282 AH AZH	2.09	10.87
SK 5382 AH AZH		
SK 6282 AH AZH	2.09	13.19
SK 6382 AH AZH		
SK 7282 AH AZH	2.09	14.06
SK 7382 AH AZH		
SK 8282 AH AZH	2.76	16.38
SK 8382 AH AZH		
SK 9282 AH AZH	3.31	18.90
SK 9382 AH AZH		
SK 10382.1 AZH	2.28	21.89
SK 11382.1 AZH	2.28	23.07

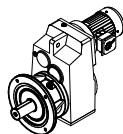
Unit Type	ØD	L
SK 1282 AH66 AZH66	3.15	0.98
SK 2282 AH66 AZH66	2.20	1.50
SK 3282 AH66 AZH66	4.09	1.38
SK 4282 AH66 AZH66	4.09	1.34
SK 5282 AH66 AZH66	6.06	1.50
SK 6282 AH66 AZH66	7.40	1.73
SK 7282 AH66 AZH66	8.46	1.38
SK 8282 AH66 AZH66	9.65	1.97


SK ... AFVL → 

SK ... AF(B)VL


Unit Type	a	b	c	e	f	h3	s	g [†]	dH	uH	tH	mH	dH ^{H7}	IH	L I	L II
SK 1282 AF..	7.87	5.12	0.47	6.50	0.14	2.95	4 x 0.43	M12 x 1.5	1.18	0.31	1.31	7.09	1.18	1.57	6.83	6.22
SK 2282 AF.. SK 2382 AF..	9.84	7.09	0.63	8.46	0.16	3.39	4 x 0.55	M12 x 1.5	1.38	0.39	1.51	8.19	1.38	1.97	7.88	7.05
SK 3282 AF.. SK 3382 AF..	11.81	9.06	0.79	10.43	0.16	3.35	4 x 0.55	M12 x 1.5	1.57	0.47	1.70	9.69	1.57	2.28	9.29	8.35
SK 4282 AF.. SK 4382 AF..	11.81	9.06	0.79	10.43	0.16	4.06	4 x 0.55	M12 x 1.5	1.97	0.55	2.12	11.42	1.97	2.56	11.00	10.04
SK 5282 AF.. SK 5382 AF..	13.78	9.84*	0.79	11.81	0.20	5.31	4 x 0.71	M12 x 1.5	2.36	0.71	2.54	13.70	2.36	3.11	13.23	11.93
SK 6282 AF.. SK 6382 AF..	15.75	11.81*	0.87	13.78	0.20	6.54	4 x 0.71	M24 x 1.5	2.76	0.79	2.95	17.20	2.76	4.72	16.73	15.43
SK 7282 AF.. SK 7382 AF..	17.72	13.78*	0.94	15.75	0.20	7.24	8 x 0.71	M24 x 1.5	3.15	0.87	3.36	18.78	3.15	4.96	18.27	16.42
SK 8282 AF.. SK 8382 AF..	21.65	17.72*	1.10	19.69	0.20	8.27	8 x 0.71	M30 x 2.0	3.94	1.10	4.19	21.89	3.94	6.06	21.34	19.69
SK 9282 AF.. SK 9382 AF..	25.98	21.65*	1.26	23.62	0.24	10.31	8 x 0.87	M30 x 2.0	4.72	1.26	5.02	26.30	4.72	7.32	25.71	23.94

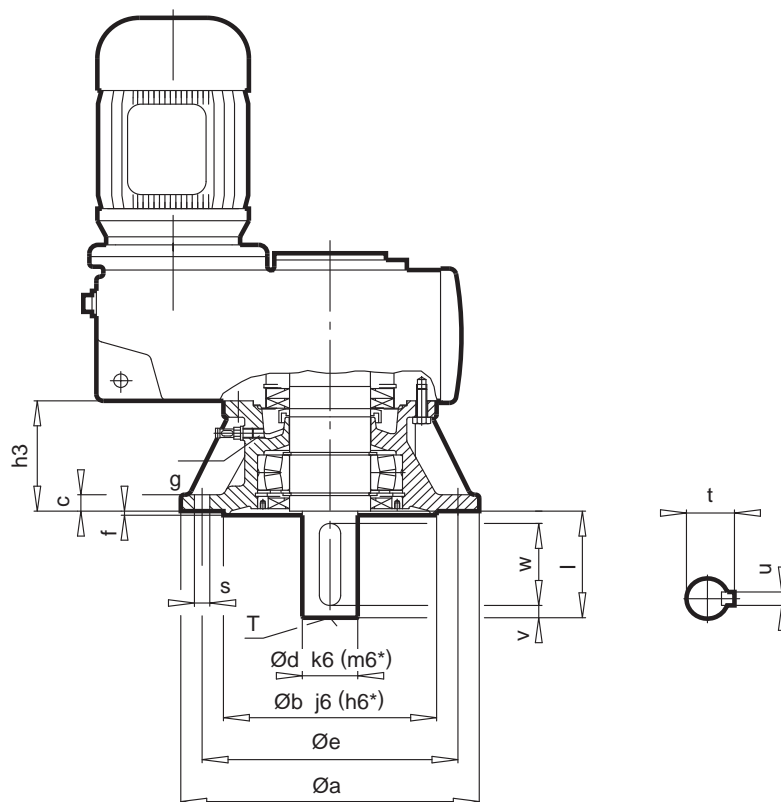
[†] Listed in mm

VFVL2 VFVL3



SK ... VFVL

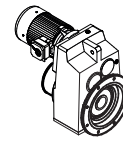
A22



Parallel shaft
gear units

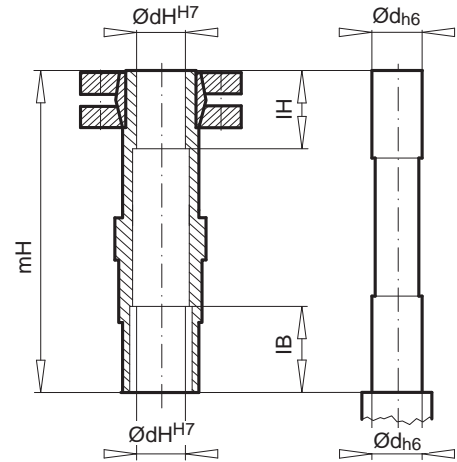
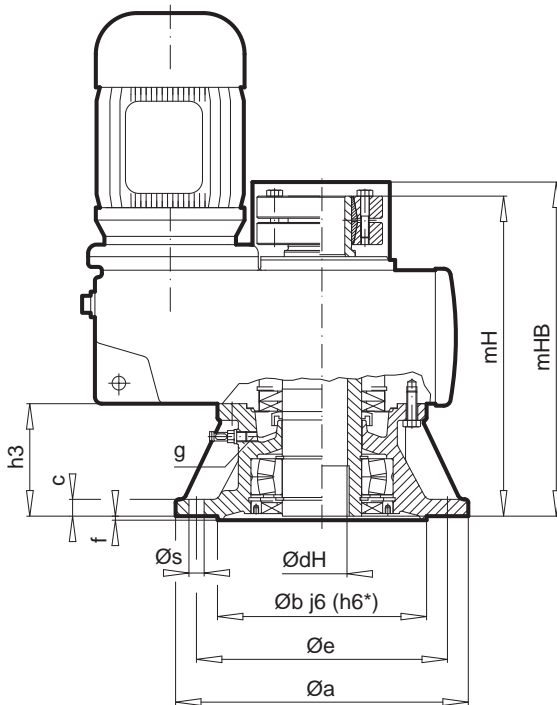
Unit Type	a	b	c	e	f	h3	s	g [†]	d	l	t	u	v	w	T
SK 1282 VF. SK 1382 VF..	7.87	5.12	0.47	6.50	0.14	2.95	4 x 0.43	M12 x 1.5	1.18	2.36	1.30	0.31	0.20	1.97	M10
SK 2282 VF. SK 2382 VF..	9.84	7.09	0.63	8.46	0.16	3.39	4 x 0.55	M12 x 1.5	1.38	2.76	1.50	0.39	0.20	2.36	M12
SK 3282 VF. SK 3382 VF..	11.81	9.06	0.79	10.43	0.16	3.35	4 x 0.55	M12 x 1.5	1.77	3.54	1.91	0.55	0.20	3.15	M16
SK 4282 VF. SK 4382 VF..	11.81	9.06	0.79	10.43	0.16	4.06	4 x 0.55	M12 x 1.5	2.17*	4.33	2.32	0.63	0.39	3.54	M20
SK 5282 VF. SK 5382 VF..	13.78	9.84*	0.79	11.81	0.20	5.31	4 x 0.71	M12 x 1.5	2.56*	5.12	2.72	0.71	0.59	3.94	M20
SK 6282 VF. SK 6382 VF..	15.75	11.81*	0.87	13.78	0.20	6.54	4 x 0.71	M24 x 1.5	2.95*	5.51	3.13	0.79	0.30	4.92	M20
SK 7282 VF. SK 7382 VF..	17.72	13.78*	0.94	15.75	0.20	7.24	8 x 0.71	M24 x 1.5	3.54*	6.69	3.74	0.98	0.59	5.51	M24
SK 8282 VF. SK 8382 VF..	21.65	17.72*	1.10	19.69	0.20	8.27	8 x 0.71	M30 x 2.0	4.33*	8.27	4.57	1.10	0.59	7.09	M24
SK 9282 VF. SK 9382 VF..	25.98	21.65*	1.26	23.62	0.24	10.31	8 x 0.87	M30 x 2.0	5.51*	9.84	5.83	1.42	0.98	7.87	M24
SK 10382.1VF..	25.98	21.65*	1.38	23.62	0.31	11.89	8 x 1.02	M30 x 2.0	6.30*	11.81	6.65	1.57	0.98	9.84	M24
SK 11382.1VF..	25.98	21.65*	1.38	23.62	0.31	11.89	8 x 1.02	M30 x 2.0	7.09*	11.81	7.48	1.77	0.98	9.84	M24

[†] Listed in mm



AFSVL2 AFSVL3

SK ... AFSVL → A22



Parallel shaft
gear units

Unit Type	a	b	c	e	f	h3	s	g [†]	dH / d	mH	mHB	IB	IH
SK 1282 AFS..	7.87	5.12	0.47	6.50	0.14	2.95	4 x 0.43	M12 x 1.5	1.18	8.66	9.13	1.22	1.57
SK 2282 AFS..	9.84	7.09	0.63	8.46	0.16	3.39	4 x 0.55	M12 x 1.5	1.38	10.39	11.14	1.61	1.77
SK 3282 AFS..	11.81	9.06	0.79	10.43	0.16	3.35	4 x 0.55	M12 x 1.5	1.57	11.69	12.44	1.61	2.17
SK 4282 AFS..	11.81	9.06	0.79	10.43	0.16	4.06	4 x 0.55	M12 x 1.5	1.97	14.02	14.61	2.01	2.17
SK 5282 AFS..	13.78	9.84*	0.79	11.81	0.20	5.31	4 x 0.71	M12 x 1.5	2.36	16.26	17.15	2.36	2.76
SK 6282 AFS..	15.75	11.81*	0.87	13.78	0.20	6.54	4 x 0.71	M24 x 1.5	2.76	20.35	21.18	2.80	3.35
SK 7282 AFS..	17.72	13.78*	0.94	15.75	0.20	7.24	8 x 0.71	M24 x 1.5	3.15	22.13	22.83	3.19	3.54
SK 8282 AFS..	21.65	17.72*	1.10	19.69	0.20	8.27	8 x 0.71	M30 x 2.0	3.94	25.39	26.38	2.80	3.74
SK 9282 AFS..	25.98	21.65*	1.26	23.62	0.24	10.31	8 x 0.87	M30 x 2.0	4.92	30.43	31.26	3.23	4.33
SK 10382.1 AFS..	25.98	21.65*	1.38	23.62	0.31	11.89	8 x 1.02	M30 x 2.0	6.30	34.80	38.07	4.80	5.12
SK 11382.1 AFS..	25.98	21.65*	1.38	23.62	0.31	11.89	8 x 1.02	M30 x 2.0	7.09	37.72	39.25	3.98	4.33

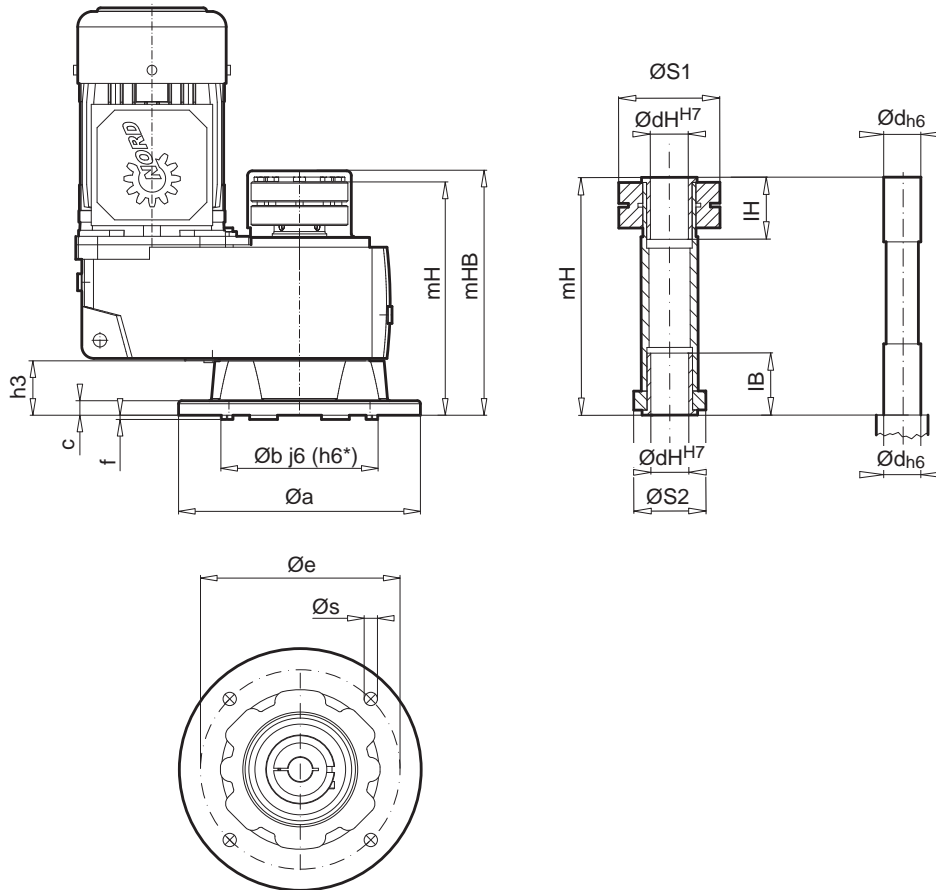
† Listed in mm

GRIPMAXX AFM



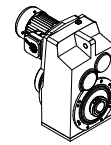

SK ... AFMH

⇒ A21

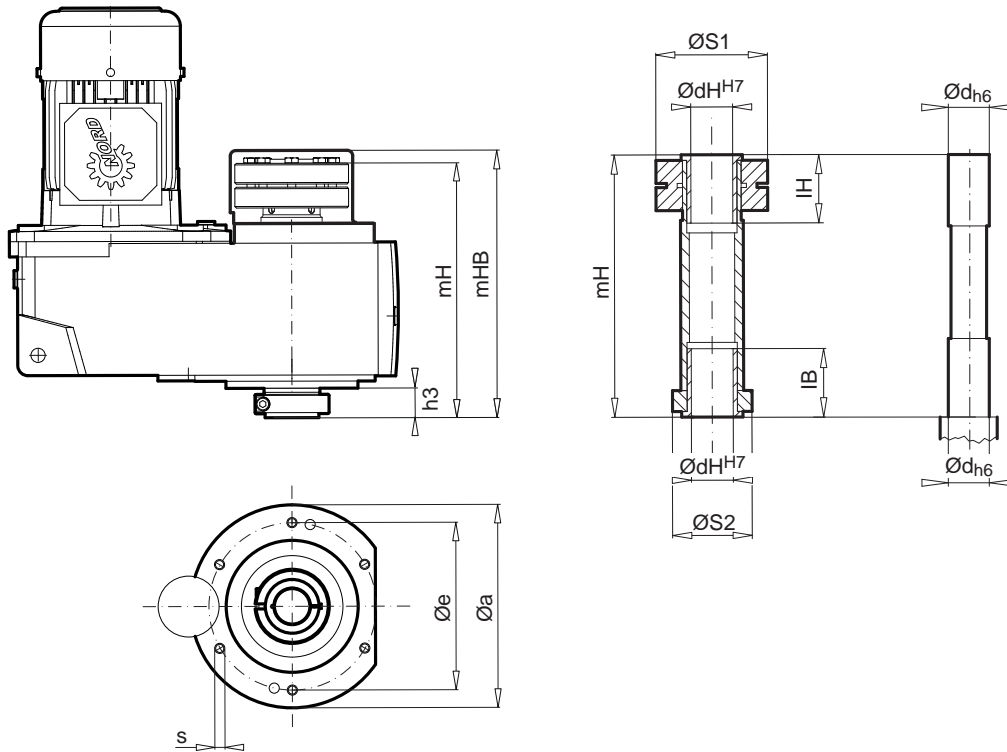


Parallel shaft
gear units

Unit Type	Øa	Øb	c	Øe	f	h3	Øs	ØS1	ØS2	dH / d	mH	mHB	IB	IH
SK 1282 AFMH	7.87	5.12	0.47	6.50	0.14	1.77	4 x 0.43	3.15	2.24	0.79, 0.98, 1.18	7.40	7.95	1.93	1.93
SK 2282 AFMH	9.84	7.09	0.63	8.46	0.16	2.05	4 x 0.53	3.54	2.87	1.18, 0.98	8.94	9.61	1.73	1.73
SK 3282 AFMH	9.84	7.09	0.79	8.46	0.16	2.09	4 x 0.55	4.41	2.87	1.38, 1.57	10.12	11.18	1.93	1.93
SK 3382 AFMH	11.81	9.06	0.79	10.43	0.16	2.09	4 x 0.55	4.41	2.87	1.38, 1.57	10.12	11.18	1.93	1.93
SK 4282 AFMH	9.84	7.09	0.79	8.46	0.16	2.09	4 x 0.55	4.92	3.23	1.38, 1.57	11.54	12.24	1.93	1.93
SK 5282 AFMH	13.78	9.84*	0.79	11.81	0.20	2.24	4 x 0.71	6.14	3.78	1.77, 1.97	13.07	14.09	2.72	2.72
SK 6282 AFMH	15.75	11.81*	0.79	13.78	0.20	2.36	4 x 0.69	7.17	4.33	2.56, 2.76, 2.95	15.83	17.01	3.31	3.31
SK 6382 AFMH	17.72	13.78*	0.79	15.75	0.20	2.36	8 x 0.69	7.17	4.33	2.56, 2.76, 2.95	15.83	17.01	3.31	3.31
SK 7282 AFMH	17.72	13.78*	0.87	15.75	0.20	2.44	8 x 0.69	8.19	5.20	2.95, 3.15	17.56	19.57	3.39	3.39
SK 7382 AFMH	21.65	17.72*	0.87	19.69	0.20	2.44	8 x 0.71	8.19	5.20	2.95, 3.15	17.56	19.57	3.39	3.39
SK 8282 AFMH	21.65	17.72*	1.10	19.69	0.20	2.44	8 x 0.71	9.45	5.91	3.54, 3.74, 3.94	20.04	23.15	3.66	3.66
SK 8382 AFMH	21.65	17.72*	1.10	19.69	0.20	2.44	8 x 0.71	9.45	5.91	3.54, 3.74, 3.94	20.04	23.15	3.66	3.66
SK 9282 AFMH	25.98	21.65*	1.26	23.62	0.24	3.15	8 x 0.87	11.65	7.09	4.33, 4.72, 4.92	23.58	27.05	4.21	4.21
SK 9382 AFMH	25.98	21.65*	1.26	23.62	0.24	3.15	8 x 0.87	11.65	7.09	4.33, 4.72, 4.92	23.58	27.05	4.21	4.21

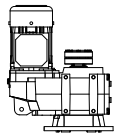

**GRIPMAXX
AZM**
SK ... AZMH

⇒ A21


 Parallel shaft
gear units

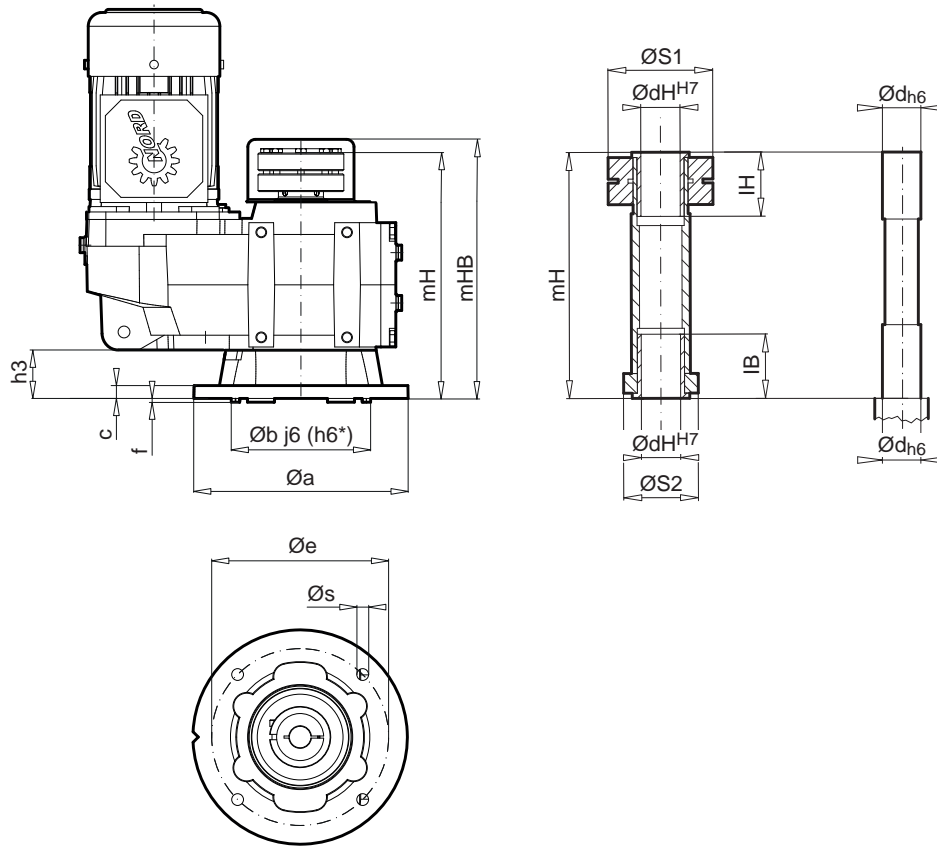
Unit Type	$\varnothing a$	$\varnothing e$	$h3$	s	$\varnothing S1$	$\varnothing S2$	dH / d	mH	mHB	IB	IH
SK 1282 AZMH	5.51	4.53	0.91	M8	3.15	2.24	0.79, 0.98, 1.18	7.40	7.60	1.93	1.93
SK 2282 AZMH	6.30	5.12	1.10	M8	3.54	2.87	1.18, 0.98	8.94	9.13	1.73	1.73
SK 3282 AZMH	7.87	6.50	1.14	M10	4.41	2.87	1.38, 1.57	10.12	10.51	1.93	1.93
SK 3382 AZMH											
SK 4282 AZMH	9.06	7.64	1.18	M12	4.92	3.23	1.38, 1.57	11.54	11.77	1.93	1.93
SK 5282 AZMH	9.84	8.46	1.20	M12	6.14	3.78	1.77, 1.97	13.07	13.43	2.72	2.72
SK 6282 AZMH	11.81	10.43	1.24	M12	7.17	4.33	2.56, 2.76, 2.95	15.83	16.34	3.31	3.31
SK 6382 AZMH											
SK 7282 AZMH	13.78	11.81	1.38	M16	8.19	5.20	2.95, 3.15	17.56	18.94	3.39	3.39
SK 7382 AZMH											
SK 8282 AZMH	15.75	13.78	1.42	M16	9.45	5.91	3.54, 3.74, 3.94	20.04	23.15	3.66	3.66
SK 8382 AZMH											
SK 9282 AZMH	17.72	15.75	1.81	M20	11.65	7.09	4.33, 4.72, 4.92	23.58	27.20	4.21	4.21
SK 9382 AZMH											

GRIPMAXX AXFM



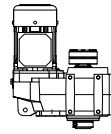

SK ... AXFMH

⇒ A21



Parallel shaft
gear units

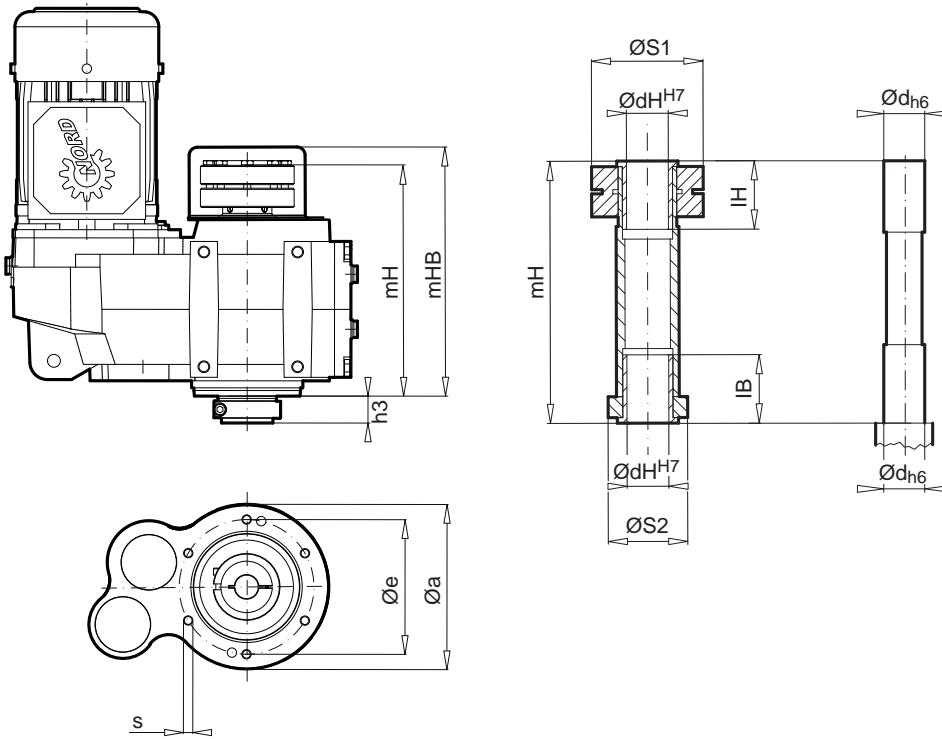
Unit Type	$\varnothing a$	$\varnothing b$	c	$\varnothing e$	f	$h3$	$\varnothing s$	$\varnothing S1$	$\varnothing S2$	dH / d	mH	mHB	IB	IH
SK 1282.1 AXFMH	7.87	5.12	0.47	6.50	0.14	1.77	4 x 0.43	3.15	2.24	0.79, 0.98, 1.18	8.82	9.37	1.93	1.93
SK 1382.1 AXFMH														



**GRIPMAXX
AXZM**

SK ... AXZMH

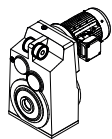
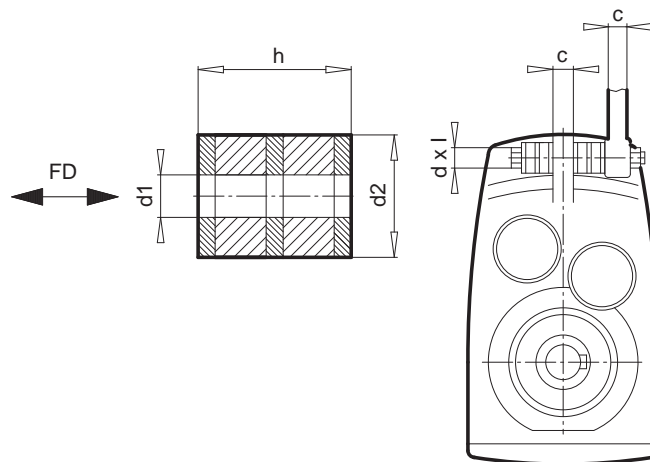
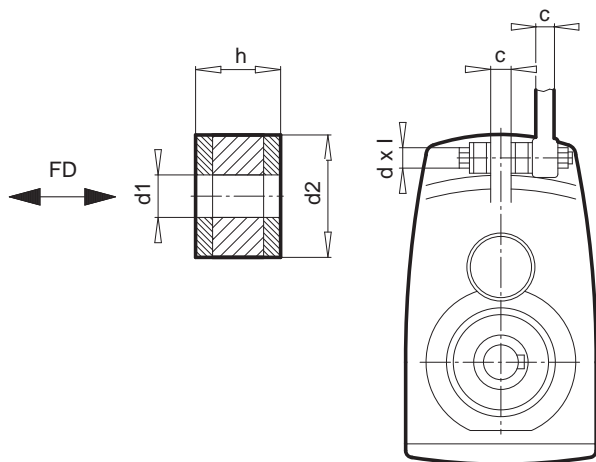
⇒ A21



Parallel shaft
gear units

Unit Type	$\varnothing a$	$\varnothing e$	$h3$	s^\dagger	$\varnothing S1$	$\varnothing S2$	dH / d	mH	mHB	IB	IH
SK 1282.1 AXFMH	5.55	4.53	0.91	M8 x 15	3.15	2.24	0.79, 0.98, 1.18	8.82	9.02	1.93	1.93
SK 1382.1 AXFMH											

[†] Listed in mm

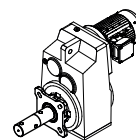
**G
VG****NORD**
DRIVESYSTEMS**SKG** → A23**SK ... VG** → A23

Unit Type	d1	d2	h	c	d x l [†]	FD [lbf]	S _{FD}
SK 1282 ..G	0.43	1.18	0.59	0.55	M10 x 80	402.41	0.11
SK 2282 ..G	0.49	1.57	0.59	0.63	M12 x 90	600.24	0.07
SK 2382 ..G							
SK 3282 ..G	0.49	1.57	0.59	0.71	M12 x 90	935.21	0.11
SK 3382 ..G							
SK 4282 ..G	0.83	2.36	1.18	0.87	M20 x 150	1661.34	0.29
SK 4382 ..G							
SK 5282 ..G	0.83	2.36	1.18	1.10	M20 x 150	2133.44	0.37
SK 5382 ..G							
SK 6282 ..G	0.98	3.15	1.57	1.38	M24 x 190	3779.04	0.36
SK 6382 ..G							
SK 7282 ..G	0.98	3.15	1.57	1.57	M24 x 200	4676.03	0.45
SK 7382 ..G							
SK 8282 ..G	1.22	3.94	1.97	1.97	M30 x 260	6382.33	0.64
SK 8382 ..G							
SK 9282 ..G	1.22	3.94	1.97	2.17	M30 x 260	9776.94	0.98
SK 9382 ..G							

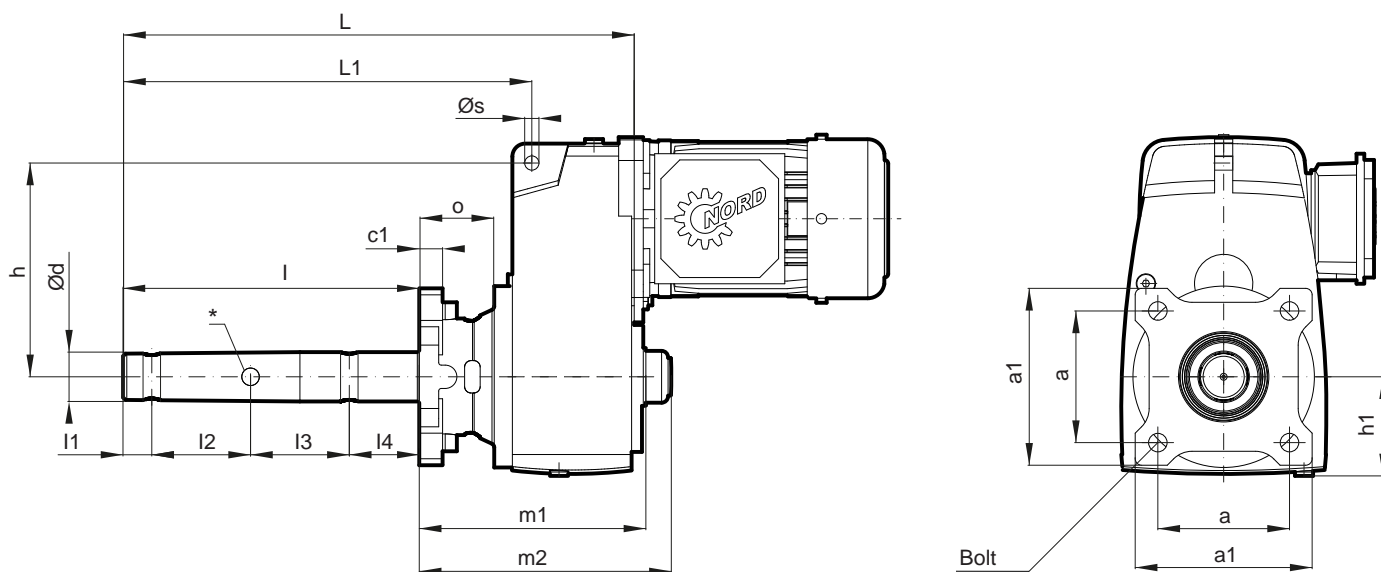
† Listed in mm

Unit Type	d1	d2	h	c	d x l [†]	FD [lbf]	S _{FD}
SK 7282 ..VG	0.98	3.35	2.36	1.57	M24 x 240	4676.03	12.2
SK 7382 ..VG							
SK 8282 ..VG	1.22	4.33	3.54	1.97	M30 x 340	6382.33	19.3
SK 8382 ..VG							
SK 9282 ..VG	1.22	5.51	4.33	2.17	M30 x 380	9776.94	21.2
SK 9382 ..VG							
SK 10382.1 ..VG	1.22	5.51	4.33	3.15	M30 x 430	12670.23	27.4
SK 11382.1 ..VG	1.93	7.09	5.91	3.54	M48 x 550	18184.80	38.5

† Listed in mm



SCP





Parallel shaft gear units

Unit Type	a	a1	Bolt	c1	Ød*	h	h1	l	l1	l2	l3	l4	L	L1	m1	m2	o	Øs
SK 1282 SCP SK 1382 SCP	4.00	5.37	1/2"	0.71	1.50 3 x Ø17/32	6.50	3.01	9.00	0.87	3.00	3.00	2.13	15.51 17.80	12.40	6.88	7.66	2.24 2.24	0.43
SK 2282 SCP SK 2382 SCP	4.00	5.37	1/2"	0.71	1.50 3 x Ø17/32	8.31	3.48	9.00	0.87	3.00	3.00	2.13	16.22	12.56	7.55	8.40	2.28	0.55
SK 3282 SCP SK 3382 SCP	4.00	5.37	1/2"	0.71	1.50 3 x Ø17/32	9.84	4.13	9.00	0.87	3.00	3.00	2.13	17.17	12.76	9.09	9.88	2.47	0.55
SK 4282 SCP SK 4382 SCP	5.13	7.87	5/8"	0.71	2.00 3 x Ø21/32	11.06	4.76	9.00	0.87	3.00	3.00	2.13	18.78	13.27	10.09	11.00	2.69	0.87
SK 5282 SCP SK 5382 SCP	5.13	9.25	5/8"	0.75	2.00 3 x Ø21/32	13.43	5.67	9.00	0.87	3.00	3.00	2.13	19.69 22.40	13.78	11.78	12.83	3.02	0.87
SK 6282 SCP SK 6382 SCP	6.00	9.25	3/4"	0.75	3.00 3 x Ø25/32	14.06	6.57	9.87	1.00	3.00	3.00	2.87	24.09 23.15	15.63	14.40	15.46	3.31	1.02



Helical Bevel Gear Units



INQUIRY FORM E - 2

VERSIONS AVAILABLE E - 3

GEAR UNIT MOTOR DATA

Power and speed tables E - 4

Power and speed tables,
W and NEMA adapters E - 54

DIMENSIONED DRAWINGS*

Bevel geared motors E - 72

W, NEMA, IEC, AI adapters E - 133

OPTIONS*

VZ Solid shaft with B14 flange E - 150

VXZ / AXZ Foot-mounted housing with B14 flange E - 151

VXF / AXF Foot-mounted housing with B5 flange E - 152

AZVSH Hollow shaft, reinforced shrink disk with cover E - 153

AXZH Cover as a touch guard E - 154

AZH / AXH Cover as a touch guard E - 154

VL2 / VL3 Agitator version E - 155

AZ .. Hollow shaft version - threaded holes E - 158

SCP Screw Conveyor Package E - 159

AM GRIPMAXX E - 160

* All specifications in inches unless otherwise indicated.



Inquiry Form



This general inquiry form can be found in the attachment as well as on the NORD homepage under www.nord.com - Heading DOCUMENTATION / FORMS.



General Inquiry Form



Company: _____
 Customer number: _____
 Town / Zip Code / Country: _____
 Contact: _____
 E-Mail: _____
 Phone: _____

Please send the request to your local NORD contact.

See homepage: www.nord.com
 (NORD group → Sales)



Reference: _____
 Date: _____

	<input type="radio"/> Helical- inline* G1000/G2000		<input type="radio"/> Helical- Parallel shaft* G1000		<input type="radio"/> Helical-bevel* G1000		<input type="radio"/> Worm* G1000/G1035
<input type="radio"/> Geared motor		<input type="radio"/> Adapter for IEC-/Nema-motor/Servo*		<input type="radio"/> Stand alone motor (M7000)			
<input type="radio"/> W – type (free input shaft): External forces: Axial F _{A1} : _____ [N] Radial F _{R1} : _____ [N]; Lever from shaft shoulder: _____ [mm]							
Gear type acc. to catalogue: _____				Quantity: _____			

Gearbox-specific parameter	Clear section	Frequency inverter operation	Clear section
Output speed n ₂ at line frequency: _____ [min ⁻¹]		<input type="radio"/> Cabinet mounted <input type="radio"/> Motor mounted	
Output torque M ₂ : _____ [Nm]		Frequency range from: _____ [Hz] to _____ [Hz]	
Ratio i: _____		Motor speed n ₁ : _____ [min ⁻¹] to _____ [min ⁻¹]	
Mounting position (M1 – M6) : _____		Constant torque within frequency range: _____ [Nm]	
Flange: <input type="radio"/> B14 <input type="radio"/> B5 Ø _____ [mm]		Characteristic: <input type="radio"/> 50 Hz <input type="radio"/> 70 Hz <input type="radio"/> 87 Hz <input type="radio"/> 100 Hz	
<input type="radio"/> Hollow shaft <input type="radio"/> Solid shaft Ø _____ x _____ [mm]		Encoder*: <input type="radio"/> Incremental <input type="radio"/> Absolute	
Operating factor f _B : _____		Regenerative operation: Generated power _____ [kW]	
Minimum bearing life L10h: _____ [h]		Ambient conditions	Clear section
External forces at output: Axial F _{A2} : _____ [N]		Ambient temperature: min. _____ to max. _____ [°C]	
Radial F _{R2} : _____ [N] Lever from shaft shoulder: _____ [mm]		Max. rel. humidity RH: _____ [%]	
Bearing: <input checked="" type="radio"/> normal <input type="radio"/> VL <input type="radio"/> VL2 <input type="radio"/> VL3 <input type="radio"/> AL		Max. installation height (if > 1.000 m): _____ [m]	
Helical-bevel and Worm: A/B side for flange/shaft*		<input type="checkbox"/> Indoor <input type="checkbox"/> Outdoor <input type="checkbox"/> Water contact* <input type="checkbox"/> Direct sun light	
Oil: <input checked="" type="radio"/> Mineral <input type="radio"/> Synthetic <input type="radio"/> Food grade <input type="radio"/> Bio-degradable		Other (dust/dirt/aggressive media; mechanical/chemical)*	
Special oil: _____		ATEX	Clear section
Motor-specific parameter	Clear section	ATEX gas	ATEX dust
Rated motor power P ₁ : _____ [kW]		<input type="radio"/> Zone 1 Ex II 2G	<input type="radio"/> Zone 21 Ex II 2D
Motor speed n ₁ : _____ [min ⁻¹]		<input type="radio"/> Zone 2 Ex II 3G	<input type="radio"/> Zone 22 Ex II 3D
<input type="checkbox"/> PTC thermistors (TF) <input type="checkbox"/> Bimetallic switches (TW)		<input type="radio"/> Ex eb II T3	<input type="radio"/> Non-conductive dust
Line voltage: _____ [V] Line frequency: _____ [Hz]		<input type="radio"/> Ex de IIC T4	<input type="radio"/> Conductive dust (only Zone 21)
Efficiency class: <input type="radio"/> IE1 <input type="radio"/> IE2 <input type="radio"/> IE3 <input type="radio"/> IE4		Paint / Surface treatment	Clear section
Protection class: <input checked="" type="radio"/> IP55 (Standard) <input type="radio"/> IP _____		<input type="radio"/> None <input type="radio"/> 1.0 <input checked="" type="radio"/> 2.0 (Standard) <input type="radio"/> 3.0 <input type="radio"/> 3. _____	
Operating mode: <input checked="" type="radio"/> S1 (Standard) <input type="radio"/> S _____*		<input type="radio"/> nsd tupH (only for aluminium housings)	
Cycle rate: _____ [c/h]		Colour (RAL): <input checked="" type="radio"/> Blue (5010) <input type="radio"/> Grey (7031)	
Cycle duty: _____ [%] <input type="checkbox"/> Backstop (RLS)		<input type="radio"/> Special colour (RAL-No. / Colour): _____	
Ventilation: <input checked="" type="radio"/> Standard <input type="radio"/> External (F) <input type="radio"/> None (OL)		Comments	
Terminal box position: _____ Cable entries: _____			
Brake-specific parameter	Clear section		
Brake torque M _B : _____ [Nm] <input type="checkbox"/> Manual release (HL)			
Brake-/Coil voltage: _____ [V]			
<input type="radio"/> Parking/emergency brake <input type="radio"/> Working brake			
ATEX documentation, O&M manuals (language code according to ISO 639-1):			
<input type="checkbox"/> DE <input type="checkbox"/> BG <input type="checkbox"/> ZH <input type="checkbox"/> CS <input type="checkbox"/> DA <input type="checkbox"/> ES <input type="checkbox"/> FI <input type="checkbox"/> FR <input type="checkbox"/> EN <input type="checkbox"/> EL <input type="checkbox"/> HU <input type="checkbox"/> IT <input type="checkbox"/> NL <input type="checkbox"/> NO <input type="checkbox"/> PL <input type="checkbox"/> PT <input type="checkbox"/> RU <input type="checkbox"/> SV <input type="checkbox"/> SK <input type="checkbox"/> LV <input type="checkbox"/> RO			

*Please add details in comments - Getriebbau NORD GmbH & Co. KG | Getriebebau-Nord-Str. 1 | D-22941 Bargteheide - EN-0919

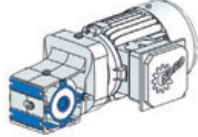
Helical Bevel Gear Units

Examples - Available Versions

With Hollow Shaft

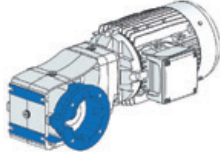
SK 920072.1 A - 90 SP/4

Foot-mounted housing, hollow shaft, B14 flange at A, two-stage




SK 92372.1 AF - 100 AP/4

Foot-mounted housing, hollow shaft, B5 flange at A, two-stage




SK 9032.1 AXF - 100 AP/4

Foot-mounted housing, hollow shaft, B5 flange at A, three-stage



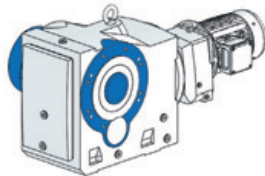
SK 9043.1 AXZ - 100 AP/4

Foot-mounted housing, hollow shaft, B14 flange at A and B, four-stage




SK 9072.1/32 AZSH - 100 AP/4

Hollow shaft, B14 flange at A and B, shrink disk at B, five-stage




SK 9072.1 AZD - 100 AP/4

Hollow shaft, torque support at A, three-stage



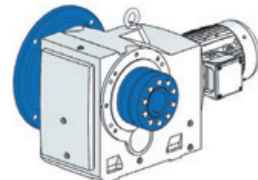
SK 9096.1/63 AZK - 100 AP/4

Hollow shaft, torque bracket, six-stage



SK 9052.1 AFM - 100 AP/4

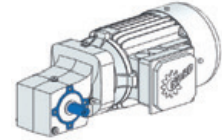
Hollow shaft, B14 flange at A and B, GRIPMAXX shrink disk at A, three-stage



With Solid Shaft

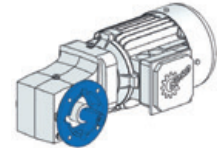
SK 930072.1 V - 90 SP/4

Solid shaft at A, B14 flange at A, two-stage



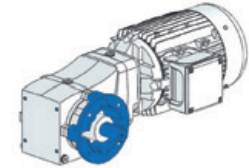
SK 93072.1 VF - 90 SP/4

Solid shaft at A, B5 flange at A, two-stage



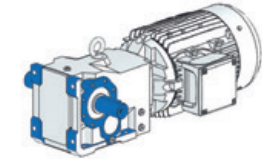
SK 93372.1 VXF - 100 AP/4

Foot-mounted housing, Solid shaft at A, B5 flange, two-stage



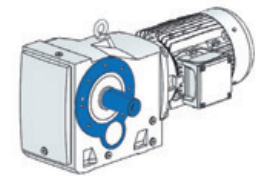
SK 9016.1 LXZ - 100 AP/4

Foot-mounted housing, Solid shaft at A and B, B14 flange at A and B, three-stage



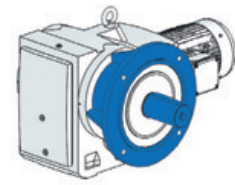
SK 9032.1 VZ - 100 AP/4

Solid shaft at A, B14 flange at A and B, three-stage



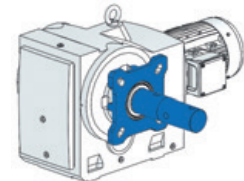
SK 9052.1 VFVL2 - 100 AP/4

Solid shaft at A, B5 flange at A, reinforced output shaft bearing VL2, three-stage





SK 9052.1 SCP - 100 AP/4

Solid shaft at A, Screw Conveyor Package, three-stage



0.16 hp 0.25 hp



P_1 [hp]	n_2 [rpm]	M_2 [lb-in]	f_B (AGMA Class)	i_{ges}	F_R [lb]	F_A	$F_{R VL}$ [lb]	$F_{A VL}$	Unit Type	 lb	 inch			
0.16	106	95.2	4.6 (III)	16.00	674	1259			SK 920072.1 - 63 SP/4 SK 930072.1 - 63 SP/4	15.9	E72			
	92	110	4.0 (III)	18.52	674	1259								
	83	122	3.3 (III)	20.53	674	1259								
	70	144	2.8 (III)	24.29	674	1259								
	62	164	2.2 (III)	27.52	674	1259								
	54	188	1.8 (II)	31.57	674	1259								
	46	218	1.5 (II)	36.67	674	1259								
	41	247	1.3 (I)	41.56	674	1259								
	36	284	1.2 (I)	47.67	674	1259								
	92	110	4.8 (III)	18.52	708	2023			SK 92072.1 - 63 SP/4 SK 93072.1 - 63 SP/4	21.4	E74			
	70	143	4.9 (III)	24.07	706	2023								
	62	162	3.6 (III)	27.16	705	2023								
	54	188	3.1 (III)	31.57	703	2023								
	48	212	2.7 (III)	35.62	701	2023								
	41	244	2.1 (III)	40.98	698	2023								
	36	284	1.4 (II)	47.67	693	2023								
	32	320	1.4 (II)	53.78	689	2023								
	27	368	1.4 (II)	61.88	682	2023								
	48	210	4.6 (III)	35.31	1523	2608			SK 92172.1 - 63 SP/4 SK 93172.1 - 63 SP/4	25.1	E76			
	46	221	3.6 (III)	37.14	1523	2608								
	44	231	3.6 (III)	38.75	1523	2608								
	40	252	3.6 (III)	42.30	1522	2608								
	37	276	3.0 (III)	46.43	1521	2608								
	30	333	1.6 (II)	56.00	1517	2608								
	27	379	1.6 (II)	63.78	1514	2608								
	24	416	1.6 (II)	70.00	1512	2608								
	34	294	4.2 (III)	49.46	1681	3372			SK 92372.1 - 63 SP/4 SK 93372.1 - 63 SP/4	35.9	E78			
	31	330	4.2 (III)	55.49	1680	3372								
0.25	164	96.4	4.6 (III)	10.43	674	1259			SK 920072.1 - 63 LP/4 SK 930072.1 - 63 LP/4	17.9	E72			
	138	114	3.9 (III)	12.33	674	1259								
	126	125	3.5 (III)	13.53	674	1259								
	107	148	3.0 (III)	16.00	674	1259								
	92	171	2.6 (III)	18.52	674	1259								
	83	190	2.1 (III)	20.53	674	1259								
	70	224	1.8 (II)	24.29	674	1259								
	62	254	1.4 (II)	27.52	674	1259								
	54	292	1.1 (I)	31.57	674	1259								
	47	339	1.0 (I)	36.67	674	1259								
	41	384	0.9 (I)	41.56	674	1259								
	133	118	4.4 (III)	12.78	707	2023						SK 92072.1 - 63 LP/4 SK 93072.1 - 63 LP/4	23.4	E78
	107	148	4.0 (III)	16.00	706	2023								
	92	171	3.1 (III)	18.52	704	2023								
	82	192	3.7 (III)	20.80	702	2023								
	71	222	3.1 (III)	24.07	700	2023								
	63	251	2.3 (III)	27.16	697	2023								
	54	292	2.0 (III)	31.57	692	2023								
	48	329	1.7 (II)	35.62	688	2023								
	42	379	1.4 (II)	40.98	680	2023								
	36	440	0.9 (I)	47.67	669	2023								
	32	497	0.9 (I)	53.78	658	2023								
	28	572	0.9 (I)	61.88	640	2023								
	83	191	4.8 (III)	20.67	1524	2608			SK 92172.1 - 63 LP/4 SK 93172.1 - 63 LP/4	27.1	E76			
	69	229	4.6 (III)	24.80	1523	2608								
	60	261	3.7 (III)	28.24	1521	2608								
	55	286	3.3 (III)	31.00	1520	2608								

Helical Bevel Gear Units





0.25 hp
0.33 hp
0.50 hp

P_1 [hp]	n_2 [rpm]	M_2 [lb-in]	f_B (AGMA Class)	i_{ges}	F_R [lb]	F_A [lb]	$F_{R VL}$ [lb]	$F_{A VL}$ [lb]	Unit Type		 inch				
0.25	48	326	2.9 (III)	35.31	1518	2608			SK 92172.1 - 63 LP/4 SK 93172.1 - 63 LP/4	27.1	E76				
	46	343	2.3 (III)	37.14	1517	2608									
	44	358	2.3 (III)	38.75	1516	2608									
	40	391	2.3 (III)	42.30	1514	2608									
	37	429	1.9 (II)	46.43	1511	2608									
	30	518	1.0 (I)	56.00	1503	2608									
	27	589	1.0 (I)	63.78	1496	2608									
	24	647	1.0 (I)	70.00	1489	2608									
	0.25	41	383	4.3 (III)	41.46	1678	3372						SK 92372.1 - 63 LP/4 SK 93372.1 - 63 LP/4	37.9	E78
		37	431	3.8 (III)	46.64	1677	3372								
		34	457	2.7 (III)	49.46	1676	3372								
		31	513	2.7 (III)	55.49	1674	3372								
	0.33	228	91.3	4.8 (III)	7.58	674	1259						SK 920072.1 - 71 SP/4 SK 930072.1 - 71 SP/4	20.9	E72
192		108	4.1 (III)	8.97	674	1259									
165		126	3.5 (III)	10.43	674	1259									
140		149	3.0 (III)	12.33	674	1259									
128		163	2.7 (III)	13.53	674	1259									
108		193	2.3 (III)	16.00	674	1259									
93		223	2.0 (III)	18.52	674	1259									
84		248	1.6 (II)	20.53	674	1259									
71		293	1.4 (II)	24.29	674	1259									
63		332	1.1 (I)	27.52	674	1259									
55		381	0.9 (I)	31.57	674	1259									
0.33		155	134	4.3 (III)	11.11	706	2023			SK 92072.1 - 71 SP/4 SK 93072.1 - 71 SP/4	26.5	E74			
		135	154	3.4 (III)	12.78	705	2023								
		108	193	3.0 (III)	16.00	702	2023								
		93	223	2.4 (III)	18.52	700	2023								
		83	251	2.9 (III)	20.80	697	2023								
		72	290	2.4 (III)	24.07	693	2023								
		64	327	1.8 (II)	27.16	688	2023								
	55	381	1.5 (II)	31.57	680	2023									
	48	429	1.3 (I)	35.62	671	2023									
	42	494	1.1 (I)	40.98	658	2023									
	0.33	113	184	4.5 (III)	15.23	1524	2608						SK 92172.1 - 71 SP/4 SK 93172.1 - 71 SP/4	30.2	E76
		83	249	3.7 (III)	20.67	1522	2608								
70		299	3.6 (III)	24.80	1519	2608									
61		341	2.8 (III)	28.24	1517	2608									
56		374	2.6 (III)	31.00	1515	2608									
49		426	2.2 (III)	35.31	1511	2608									
46		448	1.8 (II)	37.14	1509	2608									
45		467	1.8 (II)	38.75	1508	2608									
41		510	1.8 (II)	42.30	1504	2608									
37		560	1.5 (II)	46.43	1499	2608									
0.33		53	395	4.4 (III)	32.80	1678	3372			SK 92372.1 - 71 SP/4 SK 92372.1 - 71 SP/4	41	E78			
		47	444	3.7 (III)	36.80	1676	3372								
	42	500	3.3 (III)	41.46	1674	3372									
	37	562	2.9 (III)	46.64	1672	3372									
	35	596	2.1 (III)	49.46	1670	3372									
	31	669	2.1 (III)	55.49	1666	3372									
0.50	36	585	4.8 (III)	48.56	1888	4496			SK 92672.1 - 71 SP/4 SK 93672.1 - 71 SP/4	65	E80				

Helical Bevel
Gear Units

0.50 hp
0.75 hp



P_1 [hp]	n_2 [rpm]	M_2 [lb-in]	f_B (AGMA Class)	i_{ges}	F_R [lb]	F_A	$F_{R VL}$ [lb]	$F_{A VL}$	Unit Type		 inch			
0.50	434	72.6	4.9 (III)	3.97	674	1259			SK 920072.1 - 71 LP/4 SK 930072.1 - 71 LP/4	23.4	E72			
	383	82.3	4.3 (III)	4.50	674	1259								
	334	94.4	3.5 (III)	5.17	674	1259								
	306	103	3.9 (III)	5.64	674	1259								
	269	117	3.8 (III)	6.40	674	1259								
	259	122	3.6 (III)	6.67	674	1259								
	228	138	3.2 (III)	7.58	674	1259								
	192	164	2.7 (III)	8.97	674	1259								
	165	190	2.3 (III)	10.43	674	1259								
	140	225	2.0 (III)	12.33	674	1259								
	128	247	1.8 (II)	13.53	674	1259								
	108	292	1.5 (II)	16.00	674	1259								
	93	338	1.3 (I)	18.52	674	1259								
	259	122	4.9 (III)	6.67	707	1981			SK 92072.1 - 71 LP/4 SK 93072.1 - 71 LP/4	28.9	E74			
	228	138	4.6 (III)	7.58	706	2023								
	199	158	4.1 (III)	8.67	705	2023								
	175	180	3.7 (III)	9.85	703	2023								
	155	203	2.8 (III)	11.11	702	2023								
	135	234	2.2 (III)	12.78	699	2023								
	108	292	2.0 (III)	16.00	692	2023								
	93	338	1.6 (II)	18.52	686	2023								
	83	380	1.9 (II)	20.80	680	2023								
	72	440	1.6 (II)	24.07	669	2023								
	64	496	1.2 (I)	27.16	658	2023								
	170	185	4.5 (III)	10.15	1524	2608						SK 92172.1 - 71 LP/4 SK 93172.1 - 71 LP/4	32.6	E76
	142	223	4.5 (III)	12.18	1523	2608								
	140	225	4.2 (III)	12.34	1523	2608								
	124	253	3.8 (III)	13.87	1522	2608								
	113	278	3.0 (III)	15.23	1520	2608								
	83	378	2.4 (III)	20.67	1515	2608								
	70	453	2.3 (III)	24.80	1509	2608								
	61	516	1.9 (II)	28.24	1503	2608								
	56	566	1.7 (II)	31.00	1498	2608								
	49	645	1.5 (II)	35.31	1490	2608								
	45	708	1.2 (I)	38.75	1482	2608								
	53	599	2.9 (III)	32.80	1670	3372			SK 92372.1 - 71 LP/4 SK 93372.1 - 71 LP/4	43.4	E78			
	47	672	2.4 (III)	36.80	1666	3372								
	42	757	2.2 (III)	41.46	1661	3372								
	37	852	1.9 (II)	46.64	1655	3372								
	35	904	1.4 (II)	49.46	1652	3372								
	31	1014	1.4 (II)	55.49	1643	3372								
	40	791	3.4 (III)	43.28	1882	4496			SK 92672.1 - 71 LP/4 SK 93672.1 - 71 LP/4	67.5	E80			
	36	887	3.2 (III)	48.56	1879	4496								
	29	1090	3.5 (III)	59.68	2151	5620			SK 92772.1 - 71 LP/4 SK 93772.1 - 71 LP/4	92.6	E82			
	26	1223	3.5 (III)	66.96	2146	5620								
0.75	573	82.5	4.3 (III)	3.03	673	1254			SK 920072.1 - 80 SP/4 SK 930072.1 - 80 SP/4	28.9	E72			
	516	91.5	3.9 (III)	3.36	674	1259								
	437	108	3.3 (III)	3.97	674	1259								
	385	123	2.9 (III)	4.50	674	1259								
	336	141	2.4 (III)	5.17	674	1259								
	308	154	2.6 (III)	5.64	674	1259								
	271	174	2.5 (III)	6.40	674	1259								
	260	182	2.4 (III)	6.67	674	1259								
	229	206	2.1 (III)	7.58	674	1259								
	193	245	1.8 (II)	8.97	674	1259								

Helical Bevel
Gear Units



0.75 hp
1.00 hp

P_1 [hp]	n_2 [rpm]	M_2 [lb-in]	f_B (AGMA Class)	i_{ges}	F_R [lb]	F_A [lb]	$F_{R VL}$ [lb]	$F_{A VL}$ [lb]	Unit Type	lb	inch E
0.75	166	284	1.6 (II)	10.43	674	1259			SK 920072.1 - 80 SP/4 SK 930072.1 - 80 SP/4	28.9	E72
	141	336	1.3 (I)	12.33	674	1259					
	128	369	1.2 (I)	13.53	674	1259					
	108	436	1.0 (I)	16.00	668	1259					
	373	127	4.5 (III)	4.65	707	1745			SK 92072.1 - 80 SP/4 SK 93072.1 - 80 SP/4	34.4	E74
	336	141	4.2 (III)	5.17	706	1800					
	298	159	4.0 (III)	5.83	705	1867					
	260	182	3.3 (III)	6.67	703	1931					
	229	206	3.1 (III)	7.58	701	2002					
	200	236	2.8 (III)	8.67	699	2023					
	176	268	2.5 (III)	9.85	695	2023					
	156	303	1.9 (II)	11.11	691	2023					
	136	348	1.5 (II)	12.78	685	2023					
	108	436	1.3 (I)	16.00	670	2023					
	83	567	1.3 (I)	20.80	641	2023					
	0.75	266	178	4.6 (III)	6.53	1356	2325			SK 92172.1 - 80 SP/4 SK 93172.1 - 80 SP/4	38.1
221		213	4.6 (III)	7.83	1432	2461					
208		227	4.5 (III)	8.33	1459	2506					
192		246	3.4 (III)	9.03	1497	2559					
183		259	3.7 (III)	9.49	1515	2608					
171		277	3.0 (III)	10.15	1521	2608					
160		295	3.4 (III)	10.83	1520	2608					
142		332	3.0 (III)	12.18	1517	2608					
141		336	2.8 (III)	12.34	1517	2608					
125		378	2.5 (III)	13.87	1515	2608					
114		415	2.0 (III)	15.23	1512	2608					
84		563	1.6 (II)	20.67	1499	2608					
70		676	1.6 (II)	24.80	1486	2608					
61		770	1.2 (I)	28.24	1473	2608					
0.75	138	342	4.8 (III)	12.56	1679	3372			SK 92372.1 - 80 SP/4 SK 93372.1 - 80 SP/4	48.9	E78
	110	432	3.8 (III)	15.84	1677	3372					
	95	499	3.2 (III)	18.33	1674	3372					
	87	546	3.5 (III)	20.04	1672	3372					
	77	613	2.7 (III)	22.49	1669	3372					
	69	683	2.8 (III)	25.06	1666	3372					
	62	766	2.1 (III)	28.11	1661	3372					
	53	894	2.0 (III)	32.80	1652	3372					
	47	1003	1.6 (II)	36.80	1644	3372					
	42	1129	1.4 (II)	41.46	1633	3372					
	37	1271	1.3 (I)	46.64	1620	3372					
	0.75	63	745	4.3 (III)	27.33	1884	4496			SK 92672.1 - 80 SP/4 SK 93672.1 - 80 SP/4	73
57		835	3.4 (III)	30.67	1881	4496					
51		918	3.5 (III)	33.71	1878	4496					
46		1030	2.7 (III)	37.82	1873	4496					
40		1179	2.3 (III)	43.28	1866	4496					
36		1323	2.1 (III)	48.56	1859	4496					
0.75	40	1184	4.7 (III)	43.44	2148	5620			SK 92772.1 - 80 SP/4 SK 93772.1 - 80 SP/4	98.1	E82
	37	1278	3.6 (III)	46.92	2144	5620					
	33	1434	3.6 (III)	52.64	2138	5620					
	29	1626	2.4 (III)	59.68	2129	5620					
	26	1824	2.4 (III)	66.96	2119	5620					
1.00	572	110	3.2 (III)	3.03	664	1229			SK 920072.1 - 80 LP/4 SK 930072.1 - 80 LP/4	30	E72
	515	122	2.9 (III)	3.36	674	1259					
	435	145	2.4 (III)	3.97	674	1259					
	384	164	2.2 (III)	4.50	674	1259					

Helical Bevel
Gear Units

1.00 hp



P_1 [hp]	n_2 [rpm]	M_2 [lb-in]	f_B (AGMA Class)	i_{ges}	F_R [lb]	F_A	$F_{R VL}$ [lb]	$F_{A VL}$	Unit Type	lb	inch E			
1.00	335	188	1.8 (II)	5.17	674	1259			SK 920072.1 - 80 LP/4 SK 930072.1 - 80 LP/4	30	E72			
	307	205	1.9 (II)	5.64	674	1259								
	270	233	1.9 (II)	6.40	674	1259								
	260	243	1.8 (II)	6.67	674	1259								
	228	276	1.6 (II)	7.58	674	1259								
	193	327	1.4 (II)	8.97	674	1259								
	166	380	1.2 (I)	10.43	674	1259								
	140	449	1.0 (I)	12.33	666	1259								
	128	493	0.9 (I)	13.53	657	1259								
	483	130	4.5 (III)	3.58	707	1535						SK 92072.1 - 80 LP/4 SK 93072.1 - 80 LP/4	35.5	E74
	435	145	4.2 (III)	3.97	706	1615								
	372	170	3.4 (III)	4.65	704	1716								
	335	188	3.2 (III)	5.17	703	1767								
	297	212	3.0 (III)	5.83	701	1831								
260	243	2.5 (III)	6.67	698	1886									
228	276	2.3 (III)	7.58	694	1951									
200	316	2.1 (III)	8.67	689	2023									
176	359	1.9 (II)	9.85	683	2023									
156	405	1.4 (II)	11.11	676	2023									
135	466	1.1 (I)	12.78	664	2023									
108	583	1.0 (I)	16.00	637	2023									
83	758	0.9 (I)	20.80	581	2023									
329	191	4.9 (III)	5.26	1252	2157			SK 92172.1 - 80 LP/4 SK 93172.1 - 80 LP/4	39.2	E76				
300	210	3.9 (III)	5.77	1287	2220									
265	238	3.5 (III)	6.53	1340	2289									
249	253	3.8 (III)	6.94	1365	2330									
221	285	3.4 (III)	7.83	1412	2418									
208	304	3.4 (III)	8.33	1438	2461									
192	329	2.5 (III)	9.03	1475	2508									
182	346	2.7 (III)	9.49	1490	2558									
170	370	2.3 (III)	10.15	1515	2590									
160	395	2.5 (III)	10.83	1513	2608									
142	444	2.3 (III)	12.18	1510	2608									
140	449	2.1 (III)	12.34	1509	2608									
125	505	1.9 (II)	13.87	1504	2608									
114	555	1.5 (II)	15.23	1500	2608									
84	753	1.2 (I)	20.67	1476	2608									
70	903	1.2 (I)	24.80	1452	2608									
61	1029	0.9 (I)	28.24	1429	2608									
169	372	4.4 (III)	10.22	1679	3372			SK 92372.1 - 80 LP/4 SK 93372.1 - 80 LP/4	50	E78				
154	408	4.7 (III)	11.20	1677	3372									
138	458	3.6 (III)	12.56	1676	3372									
123	514	3.8 (III)	14.12	1674	3372									
109	577	2.8 (III)	15.84	1671	3372									
94	668	2.4 (III)	18.33	1666	3372									
86	730	2.7 (III)	20.04	1663	3372									
77	819	2.0 (III)	22.49	1657	3372									
69	913	2.1 (III)	25.06	1651	3372									
62	1024	1.6 (II)	28.11	1642	3372									
53	1195	1.5 (II)	32.80	1627	3372									
47	1341	1.2 (I)	36.80	1612	3372									
42	1510	1.1 (I)	41.46	1592	3372									
99	636	4.4 (III)	17.46	1887	4496						SK 92672.1 - 80 LP/4 SK 93672.1 - 80 LP/4	74.1	E80	
87	729	3.8 (III)	20.00	1884	4496									
63	996	3.2 (III)	27.33	1875	4496									
56	1117	2.5 (III)	30.67	1869	4496									

Helical Bevel Gear Units



1.00 hp
1.50 hp

P_1 [hp]	n_2 [rpm]	M_2 [lb-in]	f_B (AGMA Class)	i_{ges}	F_R [lb]	F_A	$F_{R VL}$ [lb]	$F_{A VL}$	Unit Type		 inch
1.00	51	1228	2.6 (III)	33.71	1864	4496			SK 92672.1 - 80 LP/4	74.1	E80
	46	1378	2.0 (III)	37.82	1856	4496			SK 93672.1 - 80 LP/4		
	40	1577	1.7 (II)	43.28	1844	4496					
	36	1769	1.6 (II)	48.56	1830	4496					
	40	1583	3.5 (III)	43.44	2131	5620			SK 92772.1 - 80 LP/4		
	37	1709	2.7 (III)	46.92	2125	5620			SK 93772.1 - 80 LP/4		
	33	1918	2.7 (III)	52.64	2114	5620					
	29	2174	1.8 (II)	59.68	2098	5620					
	26	2439	1.8 (II)	66.96	2079	5620					
	1.50	486	195	3 (III)	3.58	702	1473				
438		216	2.8 (III)	3.97	700	1544			SK 93072.1 - 90 SP/4		
374		253	2.3 (III)	4.65	697	1652					
337		281	2.1 (III)	5.17	694	1697					
299		317	2.0 (III)	5.83	689	1754					
486		195	4.0 (III)	3.58	1095	1757			SK 92172.1 - 90 SP/4		
452		209	3.8 (III)	3.85	1119	1814			SK 93172.1 - 90 SP/4		
405		233	4.0 (III)	4.30	1153	1916					
356		266	3.6 (III)	4.89	1196	2046					
331		286	3.3 (III)	5.26	1221	2095					
302		313	2.6 (III)	5.77	1252	2154					
267		355	2.3 (III)	6.53	1304	2208					
251		377	2.6 (III)	6.94	1327	2244					
222		426	2.3 (III)	7.83	1367	2326					
209		453	2.2 (III)	8.33	1391	2363					
183		516	1.8 (II)	9.49	1436	2450					
248		381	4.7 (III)	7.01	1678	3307			SK 92372.1 - 90 SP/4		
212		445	4.1 (III)	8.19	1676	3372			SK 93372.1 - 90 SP/4		
191		495	3.9 (III)	9.11	1674	3372					
170		555	2.9 (III)	10.22	1672	3372					
168		561	3.5 (III)	10.33	1672	3372					
155		608	3.2 (III)	11.20	1669	3372					
138		683	2.4 (III)	12.56	1666	3372					
123		767	2.5 (III)	14.12	1661	3372					
110		861	1.9 (II)	15.84	1655	3372					
95		996	1.6 (II)	18.33	1645	3372					
87		1089	1.8 (II)	20.04	1637	3372					
77		1222	1.3 (I)	22.49	1625	3372					
69		1361	1.4 (II)	25.06	1610	3372					
62		1527	1.1 (I)	28.11	1590	3372					
53	1782	1.0 (I)	32.80	1555	3372						
47	1999	0.8 (I)	36.80	1520	3372						
136	698	4.6 (III)	12.84	1885	4496			SK 92672.1 - 90 SP/4			
121	783	3.6 (III)	14.40	1882	4496			SK 93672.1 - 90 SP/4			
112	846	3.8 (III)	15.56	1880	4496						
100	949	3.0 (III)	17.46	1877	4496						
96	989	3.1 (III)	18.21	1875	4496						
87	1087	2.5 (III)	20.00	1871	4496						
70	1352	2.4 (III)	24.88	1857	4496						
64	1485	2.2 (III)	27.33	1850	4496						
57	1666	1.7 (II)	30.67	1838	4496						
52	1832	1.8 (II)	33.71	1826	4496						
46	2055	1.4 (II)	37.82	1807	4496						
40	2351	1.2 (I)	43.28	1779	4496						
36	2638	1.1 (I)	48.56	1748	4496						

Helical Bevel Gear Units

1.50 hp
2.00 hp



P_1 [hp]	n_2 [rpm]	M_2 [lb-in]	f_B (AGMA Class)	i_{ges}	F_R [lb]	F_A	$F_{R VL}$ [lb]	$F_{A VL}$	Unit Type	lb	inch E			
1.50	82	1149	4.9 (III)	21.14	2149	5620			SK 92772.1 - 90 SP/4 SK 93772.1 - 90 SP/4	110	E82			
	77	1227	4.7 (III)	22.59	2146	5620								
	71	1339	4.3 (III)	24.64	2142	5620								
	69	1377	4.0 (III)	25.34	2140	5620								
	63	1502	3.7 (III)	27.65	2135	5620								
	50	1904	3.1 (III)	35.04	2114	5620								
	44	2136	2.6 (III)	39.32	2100	5620								
	40	2360	2.4 (III)	43.44	2085	5620								
	37	2549	1.8 (II)	46.92	2071	5620								
	33	2860	1.8 (II)	52.64	2045	5620								
	29	3242	1.2 (I)	59.68	2008	5620								
	26	3638	1.2 (I)	66.96	1965	5620								
	2.00	483	261	3.0 (III)	3.58	1078	1713						SK 92172.1 - 90 LP/4 SK 93172.1 - 90 LP/4	53.6
450		280	2.8 (III)	3.85	1101	1766								
403		313	3.0 (III)	4.30	1132	1864								
354		357	2.7 (III)	4.89	1171	1986								
329		383	2.5 (III)	5.26	1194	2041								
300		420	1.9 (II)	5.77	1222	2094								
265		476	1.7 (II)	6.53	1273	2133								
249		506	1.9 (II)	6.94	1294	2164								
221		571	1.7 (II)	7.83	1327	2240								
208		607	1.7 (II)	8.33	1348	2271								
182		692	1.4 (II)	9.49	1386	2348								
337		374	4.4 (III)	5.13	1678	2796			SK 92372.1 - 90 LP/4 SK 93372.1 - 90 LP/4	64.4	E78			
297		425	3.9 (III)	5.83	1677	2965								
260		486	3.7 (III)	6.67	1675	3160								
247		511	3.5 (III)	7.01	1674	3248								
211		597	3.1 (III)	8.19	1670	3369								
190		664	2.9 (III)	9.11	1667	3372								
169		745	2.2 (III)	10.22	1662	3372								
167		753	2.6 (III)	10.33	1662	3372								
154		816	2.4 (III)	11.20	1658	3372								
138		915	1.8 (II)	12.56	1651	3372								
123		1029	1.9 (II)	14.12	1642	3372								
109		1154	1.4 (II)	15.84	1631	3372								
94		1336	1.2 (I)	18.33	1613	3372								
86		1460	1.3 (I)	20.04	1598	3372								
77		1639	1.0 (I)	22.49	1575	3372								
69		1826	1.1 (I)	25.06	1548	3372								
184	684	4.6 (III)	9.39	1885	4496			SK 92672.1 - 90 LP/4 SK 93672.1 - 90 LP/4	88.4	E80				
170	740	4.3 (III)	10.16	1884	4496									
152	830	3.9 (III)	11.39	1881	4496									
135	935	3.4 (III)	12.84	1877	4496									
120	1050	2.7 (III)	14.40	1872	4496									
111	1134	2.8 (III)	15.56	1869	4496									
99	1272	2.2 (III)	17.46	1862	4496									
95	1326	2.3 (III)	18.21	1859	4496									
87	1457	1.9 (II)	20.00	1851	4496									
70	1813	1.8 (II)	24.88	1827	4496									
63	1992	1.6 (II)	27.33	1813	4496									
56	2234	1.3 (I)	30.67	1791	4496									
51	2456	1.3 (I)	33.71	1768	4496									
46	2756	1.0 (I)	37.82	1734	4496									

Helical Bevel Gear Units



2.00 hp
3.00 hp

P_1 [hp]	n_2 [rpm]	M_2 [lb-in]	f_B (AGMA Class)	i_{ges}	F_R [lb]	F_A	$F_{R VL}$ [lb]	$F_{A VL}$	Unit Type	I_b	inch E				
2.00	112	1123	5.0 (III)	15.42	2150	5620			SK 92772.1 - 90 LP/4 SK 93772.1 - 90 LP/4	113.5	E82				
	101	1245	4.6 (III)	17.08	2145	5620									
	92	1373	4.1 (III)	18.84	2140	5620									
	90	1397	4.0 (III)	19.17	2140	5620									
	82	1540	3.6 (III)	21.14	2133	5620									
	77	1646	3.5 (III)	22.59	2128	5620									
	70	1795	3.2 (III)	24.64	2120	5620									
	68	1847	3.0 (III)	25.34	2118	5620									
	63	2014	2.8 (III)	27.65	2108	5620									
	49	2553	2.3 (III)	35.04	2070	5620									
	44	2865	1.9 (II)	39.32	2044	5620									
	40	3165	1.8 (II)	43.44	2016	5620									
	37	3419	1.3 (I)	46.92	1989	5620									
	33	3836	1.3 (I)	52.64	1940	5620									
3.00	476	397	4.0 (III)	3.72	1481	2333			SK 92372.1 - 100 LP/4 SK 93372.1 - 100 LP/4	89.3	E78				
	411	460	3.6 (III)	4.31	1546	2472									
	345	548	3.0 (III)	5.13	1625	2654									
	303	623	2.7 (III)	5.83	1669	2802									
	266	712	2.5 (III)	6.67	1664	2969									
	253	749	2.4 (III)	7.01	1662	3071									
	216	875	2.1 (III)	8.19	1654	3189									
	194	973	2.0 (III)	9.11	1646	3305									
	173	1092	1.5 (II)	10.22	1637	3372									
	158	1196	1.6 (II)	11.20	1627	3372									
	141	1342	1.2 (I)	12.56	1612	3372									
		314	603	4.6 (III)	5.64	1887	3548						SK 92672.1 - 100 LP/4 SK 93672.1 - 100 LP/4	113.3	E80
		265	714	3.9 (III)	6.68	1884	3859								
		238	794	3.9 (III)	7.44	1882	4017								
		212	890	3.5 (III)	8.33	1879	4238								
		188	1003	3.1 (III)	9.39	1874	4375								
		174	1086	3.0 (III)	10.16	1871	4496								
		155	1217	2.6 (III)	11.39	1865	4496								
		138	1371	2.3 (III)	12.84	1856	4496								
		123	1539	1.8 (II)	14.40	1846	4496								
114		1663	1.9 (II)	15.56	1838	4496									
101		1865	1.5 (II)	17.46	1823	4496									
97		1945	1.6 (II)	18.21	1816	4496									
71		2658	1.2 (I)	24.88	1746	4496									
		180	1048	4.9 (III)	9.81	2152	5620			SK 92772.1 - 100 LP/4 SK 93772.1 - 100 LP/4	138.5	E82			
	157	1205	4.2 (III)	11.28	2147	5620									
	142	1335	4.0 (III)	12.50	2142	5620									
	128	1473	3.6 (III)	13.79	2136	5620									
	115	1647	3.4 (III)	15.42	2128	5620									
	104	1825	3.1 (III)	17.08	2119	5620									
	94	2013	2.8 (III)	18.84	2108	5620									
	92	2047	2.7 (III)	19.17	2106	5620									
	84	2258	2.5 (III)	21.14	2092	5620									
	78	2413	2.4 (III)	22.59	2081	5620									
	70	2707	2.1 (III)	25.34	2058	5620									
	62	3032	1.8 (II)	28.38	2029	5620									
	56	3402	1.6 (II)	31.85	1991	5620									
	51	3743	1.6 (II)	35.04	1952	5620									
	45	4200	1.3 (I)	39.32	1892	5620									

Helical Bevel Gear Units

4.00 hp
5.00 hp



Helical Bevel Gear Units

P_1 [hp]	n_2 [rpm]	M_2 [lb-in]	f_B (AGMA Class)	i_{ges}	F_R [lb]	F_A	$F_{R VL}$ [lb]	$F_{A VL}$	Unit Type	lb	inch E				
4.00	475	531	3.0 (III)	3.72	1452	2257			SK 92372.1 - 100 AP/4 SK 93372.1 - 100 AP/4	89.3	E78				
	410	615	2.7 (III)	4.31	1512	2383									
	344	732	2.2 (III)	5.13	1585	2545									
	303	833	2.0 (III)	5.83	1639	2674									
	265	952	1.9 (II)	6.67	1648	2819									
	252	1001	1.8 (II)	7.01	1644	2922									
	215	1170	1.6 (II)	8.19	1629	3032									
	194	1301	1.5 (II)	9.11	1616	3141									
	173	1460	1.1 (I)	10.22	1598	3227									
	158	1600	1.2 (I)	11.20	1581	3261									
	140	1795	0.9 (I)	12.56	1553	3342									
	4.00	405	623	4.5 (III)	4.36	1887	3109						SK 92672.1 - 100 AP/4 SK 93672.1 - 100 AP/4	113.3	E80
		313	806	3.4 (III)	5.64	1882	3449								
		264	955	2.9 (III)	6.68	1876	3750								
237		1062	2.9 (III)	7.44	1872	3878									
212		1190	2.6 (III)	8.33	1866	4081									
188		1342	2.3 (III)	9.39	1858	4225									
174		1452	2.2 (III)	10.16	1852	4350									
155		1627	2.0 (III)	11.39	1840	4416									
137		1834	1.8 (II)	12.84	1825	4496									
123		2057	1.4 (II)	14.40	1807	4496									
113		2223	1.4 (II)	15.56	1792	4496									
101		2494	1.1 (I)	17.46	1764	4496									
97		2600	1.2 (I)	18.21	1752	4496									
71		3554	0.9 (I)	24.88	1618	4496									
4.00	246	1025	4.7 (III)	7.18	2153	4968			SK 92772.1 - 100 AP/4 SK 93772.1 - 100 AP/4	138.5	E82				
	200	1264	3.9 (III)	8.85	2145	5479									
	180	1401	3.7 (III)	9.81	2139	5620									
	156	1611	3.2 (III)	11.28	2130	5620									
	141	1785	3.0 (III)	12.50	2121	5620									
	128	1969	2.7 (III)	13.79	2111	5620									
	114	2202	2.5 (III)	15.42	2096	5620									
	103	2440	2.3 (III)	17.08	2079	5620									
	94	2691	2.1 (III)	18.84	2059	5620									
	92	2738	2.0 (III)	19.17	2055	5620									
	83	3020	1.8 (II)	21.14	2030	5620									
	78	3226	1.8 (II)	22.59	2010	5620									
	70	3620	1.5 (II)	25.34	1967	5620									
	62	4054	1.3 (I)	28.38	1912	5620									
	55	4549	1.2 (I)	31.85	1840	5620									
	50	5005	1.2 (I)	35.04	1763	5620									
45	5616	1.0 (I)	39.32	1642	5620										
5.00	472	668	2.4 (III)	3.72	1424	2184			SK 92372.1 - 112 MP/4 SK 93372.1 - 112 MP/4	105.8	E78				
	408	773	2.1 (III)	4.31	1479	2296									
	342	921	1.8 (II)	5.13	1545	2438									
	301	1047	1.6 (II)	5.83	1593	2549									
	263	1197	1.5 (II)	6.67	1627	2671									
	250	1258	1.4 (II)	7.01	1621	2776									
	214	1471	1.3 (I)	8.19	1597	2875									
	193	1636	1.2 (I)	9.11	1576	2979									
	172	1835	0.9 (I)	10.22	1547	3048									
	157	2011	1.0 (I)	11.20	1518	3060									



5.00 hp
7.50 hp

P_1 [hp]	n_2 [rpm]	M_2 [lb-in]	f_B (AGMA Class)	i_{ges}	F_R [lb]	F_A	$F_{R VL}$ [lb]	$F_{A VL}$	Unit Type	lb	inch E80
5.00	403	783	3.6 (III)	4.36	1882	3039			SK 92672.1 - 112 MP/4 SK 93672.1 - 112 MP/4	129.9	E80
	311	1013	2.7 (III)	5.64	1874	3354					
	263	1200	2.3 (III)	6.68	1865	3644					
	236	1335	2.3 (III)	7.44	1858	3743					
	211	1496	2.1 (III)	8.33	1849	3925					
	187	1687	1.9 (II)	9.39	1836	4077					
	173	1825	1.8 (II)	10.16	1826	4200					
	154	2045	1.6 (II)	11.39	1808	4235					
	137	2305	1.4 (II)	12.84	1784	4399					
	122	2586	1.1 (I)	14.40	1754	4496					
	113	2795	1.1 (I)	15.56	1729	4496					
	100	3136	0.9 (0)	17.46	1684	4496					
	5.00	343	919	4.9 (III)	5.12	2156	4221				
244		1289	3.7 (III)	7.18	2144	4862					
198		1588	3.1 (III)	8.85	2131	5339					
179		1762	2.9 (III)	9.81	2122	5577					
156		2026	2.5 (III)	11.28	2107	5620					
140		2244	2.4 (III)	12.50	2093	5620					
127		2476	2.2 (III)	13.79	2076	5620					
114		2769	2.0 (III)	15.42	2053	5620					
103		3067	1.9 (II)	17.08	2026	5620					
93		3384	1.7 (II)	18.84	1993	5620					
92		3442	1.6 (II)	19.17	1987	5620					
83		3796	1.5 (II)	21.14	1945	5620					
78		4056	1.4 (II)	22.59	1912	5620					
69	4551	1.2 (I)	25.34	1840	5620						
7.50	406	1164	2.4 (III)	4.36	1826	2839			SK 92672.1 - 132 SP/4 SK 93672.1 - 132 SP/4	172.8	E80
	314	1506	1.8 (II)	5.64	1848	3088					
	265	1785	1.6 (II)	6.68	1829	3349					
	238	1986	1.6 (II)	7.44	1813	3378					
	212	2225	1.4 (II)	8.33	1792	3506					
	174	2714	1.2 (I)	10.16	1739	3808					
7.50	425	1113	3.9 (III)	4.17	2150	3718			SK 92772.1 - 132 SP/4 SK 93772.1 - 132 SP/4	198	E82
	346	1367	3.3 (III)	5.12	2141	4009					
	277	1706	2.6 (III)	6.39	2125	4423					
	247	1917	2.5 (III)	7.18	2114	4551					
	200	2362	2.1 (III)	8.85	2085	4939					
	180	2620	2.0 (III)	9.81	2065	5240					
	157	3013	1.7 (II)	11.28	2031	5307					
	142	3338	1.6 (II)	12.50	1998	5403					
	115	4118	1.4 (II)	15.42	1903	5620					
	104	4562	1.3 (I)	17.08	1838	5620					
	92	5119	1.1 (I)	19.17	1742	5620					


Helical Bevel
Gear Units



10.0 hp




P_1 [hp]	n_2 [rpm]	M_2 [lb-in]	f_B (AGMA Class)	i_{ges}	F_R [lb]	F_A	$F_{R VL}$ [lb]	$F_{A VL}$	Unit Type	lb	inch
10.00	405	1557	1.8 (II)	4.36	1754	2652			SK 92672.1 - 132 MP/4 SK 93672.1 - 132 MP/4	188.3	E80
	313	2014	1.4 (II)	5.64	1811	2838					
	264	2387	1.2 (I)	6.68	1776	3072					
	237	2655	1.2 (I)	7.44	1746	3034					
	212	2976	1.0 (I)	8.33	1706	3112					
	174	3629	0.9 (0)	10.16	1606	3384					
	424	1488	3.0 (III)	4.17	2136	3564			SK 92772.1 - 132 MP/4 SK 93772.1 - 132 MP/4	213.4	E82
	345	1828	2.4 (III)	5.12	2119	3815					
	276	2281	1.9 (II)	6.39	2091	4197					
	246	2564	1.9 (II)	7.18	2070	4265					
	200	3159	1.6 (II)	8.85	2017	4571					
	180	3504	1.5 (II)	9.81	1980	4851					
	156	4029	1.3 (I)	11.28	1915	4907					
	141	4464	1.2 (I)	12.50	1853	4960					
	114	5506	1.0 (I)	15.42	1665	5184					
	103	6100	0.9 (0)	17.08	1528	5214					
	92	6844	0.8 (0)	19.17	1312	5289					

0.16 hp





P_1 [hp]	n_2 [rpm]	M_2 [lb-in]	f_B (AGMA Class)	i_{ges}	F_R [lb]	F_A	$F_{R VL}$ [lb]	$F_{A VL}$	Unit Type		 inch
0.16	14	736	4.8 (III)	123.48	1849	4496	2023	4496	SK 9012.1 - 63 SP/4	74.5	E96
	12	838	4.2 (III)	140.70	1844	4496	2023	4496			
	10	992	3.6 (III)	166.59	1836	4496	2023	4496			
	8.2	1226	2.9 (III)	205.93	1821	4496	2023	4496			
	6.9	1467	2.4 (III)	246.37	1801	4496	2023	4496			
	6.0	1671	2.1 (III)	280.71	1782	4496	2023	4496			
	5.1	1978	1.8 (II)	332.37	1748	4496	2023	4496			
12	843	4.2 (III)	141.29	1844	4496	2023	4496	SK 9013.1 - 63 SP/4	85.5	E98	
9.5	1060	3.3 (III)	177.88	1832	4496	2023	4496				
7.9	1269	2.8 (III)	212.83	1818	4496	2023	4496				
6.0	1680	2.1 (III)	281.92	1781	4496	2023	4496				
5.3	1908	1.9 (II)	320.60	1756	4496	2023	4496				
3.9	2619	1.4 (II)	439.46	1654	4496	2023	4496				
2.9	3513	1.0 (I)	589.96	1464	4496	2023	4496				
2.5	3975	0.9 (I)	667.89	1294	4496	2023	4496				
2.0	4425	0.8 (I)	847.07	852	4496	2023	4496				
1.3	4425	0.8 (I)	1256.07	852	4496	2023	4496				
1.2	4425	0.8 (I)	1412.68	852	4496	2023	4496				
1.0	4425	0.8 (I)	1690.10	852	4496	2023	4496				
8.2	1226	4.4 (III)	205.93	1829	4496	2023	4496	SK 9016.1 - 63 SP/4	76.7	E100	
7.2	1396	3.7 (III)	234.64	1815	4496	2023	4496				
6.1	1653	3.2 (III)	277.84	1793	4496	2023	4496				
13	800	4.8 (III)	134.32	1863	4496	2023	4496	SK 9017.1 - 63 SP/4	87.7	E102	
9.5	1060	4.8 (III)	177.89	1843	4496	2023	4496				
7.2	1404	3.8 (III)	235.64	1815	4496	2023	4496				
6.3	1594	3.4 (III)	267.99	1798	4496	2023	4496				
4.6	2188	2.5 (III)	367.33	1745	4496	2023	4496				
3.4	2935	1.8 (II)	493.12	1671	4496	2023	4496				
3.0	3321	1.6 (II)	558.25	1630	4496	2023	4496				
2.7	3748	1.4 (II)	629.56	1581	4496	2023	4496				
1.3	6749	0.8 (I)	1256.07	0	4496	2023	4496				
1.2	6749	0.8 (I)	1412.69	0	4496	2023	4496				
7.3	1386	4.5 (III)	232.92	2221	2698	2698	4922				SK 9022.1 - 63 SP/4
6.1	1647	4.3 (III)	276.86	2206	2698	2698	5164				
7.4	1362	4.2 (III)	228.47	2222	2698	2698	4905	SK 9023.1 - 63 SP/4	103.2	E106	
5.7	1771	4.3 (III)	297.67	2197	2698	2698	5266				
5.0	2021	3.8 (III)	339.41	2179	2698	2698	5454				
3.6	2815	2.7 (III)	472.43	2103	2698	2698	5620				
3.0	3346	2.3 (III)	561.55	2035	2698	2698	5620				
2.5	4035	1.9 (II)	678.31	1926	2698	2698	5620				
2.2	4489	1.7 (II)	753.86	1839	2698	2698	5620				
1.8	5667	1.3 (I)	951.94	1536	2698	2660	5620				
1.5	6670	1.1 (I)	1120.38	0	2698	2454	5620				
1.1	8948	0.9 (I)	1504.07	0	2698	837	5620				
0.9	9515	0.8 (I)	1899.26	0	2698	0	5620				
3.1	3206	4.3 (III)	539.10	2697	3260	3372	6665				SK 9033.1 - 63 SP/4
2.5	4115	3.3 (III)	691.55	2595	3260	3372	6744				
1.9	5195	2.6 (III)	873.65	2466	3260	3372	6744				
1.5	6848	2.0 (III)	1149.80	2250	3260	3372	6744				
1.2	8109	1.7 (II)	1361.37	2070	3260	3372	6744				
0.9	10858	1.3 (I)	1822.00	1622	3260	3372	6744				
0.7	14451	0.9 (I)	2428.14	0	3260	2905	6744				
0.5	17148	0.8 (I)	3635.95	0	3260	2489	6744				

Helical Bevel
Gear Units






0.25 hp
0.33 hp

P_1 [hp]	n_2 [rpm]	M_2 [lb-in]	f_B (AGMA Class)	i_{ges}	F_R [lb]	F_A [lb]	$F_{R VL}$ [lb]	$F_{A VL}$ [lb]	Unit Type		 inch
0.25	22	709	5.0 (III)	76.53	1850	4496	2023	4496	SK 9012.1 - 63 LP/4	76.5	E96
	20	796	4.4 (III)	86.00	1846	4496	2023	4496			
	17	900	3.9 (III)	97.36	1841	4496	2023	4496			
	14	1143	3.1 (III)	123.48	1827	4496	2023	4496			
	12	1302	2.7 (III)	140.70	1815	4496	2023	4496			
	10	1542	2.3 (III)	166.59	1795	4496	2023	4496			
	8.3	1904	1.9 (II)	205.93	1757	4496	2023	4496			
	6.9	2279	1.6 (II)	246.37	1708	4496	2023	4496			
	6.1	2595	1.4 (II)	280.71	1658	4496	2023	4496			
	5.1	3073	1.2 (I)	332.37	1567	4496	2023	4496			
	12	1309	2.7 (III)	141.29	1815	4496	2023	4496	SK 9013.1 - 63 LP/4	87.5	E98
	9.6	1646	2.2 (III)	177.88	1785	4496	2023	4496			
	8.0	1971	1.8 (II)	212.83	1749	4496	2023	4496			
	6.0	2610	1.4 (II)	281.92	1656	4496	2023	4496			
	5.3	2963	1.2 (I)	320.60	1590	4496	2023	4496			
	3.9	4067	0.9 (I)	439.46	1220	4496	2023	4496			
	8.3	1904	2.8 (III)	205.93	1771	4496	2023	4496	SK 9016.1 - 63 LP/4	78.7	E100
	7.3	2168	2.4 (III)	234.64	1747	4496	2023	4496			
	6.1	2567	2.0 (III)	277.84	1708	4496	2023	4496			
	13	1242	3.1 (III)	134.32	1828	4496	2023	4496	SK 9017.1 - 63 LP/4	89.7	E102
	9.6	1646	3.1 (III)	177.89	1794	4496	2023	4496			
	7.2	2180	2.5 (III)	235.64	1746	4496	2023	4496			
	6.4	2476	2.2 (III)	267.99	1717	4496	2023	4496			
	4.6	3398	1.6 (II)	367.33	1621	4496	2023	4496			
	3.5	4559	1.2 (I)	493.12	1482	4496	2023	4496			
	3.1	5158	1.0 (I)	558.25	1402	4496	2023	4496			
2.7	5823	0.9 (I)	629.56	1157	4496	2023	4496				
	7.3	2152	2.9 (III)	232.92	2168	2698	2698	4803	SK 9022.1 - 63 LP/4	94.1	E104
	6.2	2559	2.8 (III)	276.86	2130	2698	2698	5028			
	7.4	2116	2.7 (III)	228.47	2171	2698	2698	4792	SK 9023.1 - 63 LP/4	105.2	E106
	5.7	2751	2.8 (III)	297.67	2110	2698	2698	5119			
	5.0	3139	2.4 (III)	339.41	2063	2698	2698	5288			
	3.6	4372	1.7 (II)	472.43	1863	2698	2698	5620			
	3.0	5198	1.5 (II)	561.55	1672	2698	2698	5620			
	2.5	6268	1.2 (I)	678.31	478	2698	2542	5620			
	2.3	6973	1.1 (I)	753.86	0	2698	2381	5620			
	1.8	8802	0.9 (I)	951.94	0	2698	1213	5620			
	4.8	3262	4.2 (III)	352.25	2691	3260	3372	5811	SK 9033.1 - 63 LP/4	155.9	E110
	4.3	3691	3.7 (III)	398.77	2643	3260	3372	5996			
	3.2	4980	2.8 (III)	539.10	2492	3260	3372	6455			
	2.5	6393	2.1 (III)	691.55	2312	3260	3372	6744			
	2.0	8069	1.7 (II)	873.65	2075	3260	3372	6744			
	1.5	10637	1.3 (I)	1149.80	1661	3260	3372	6744			
	1.3	12596	1.1 (I)	1361.37	1293	3260	3173	6744			
	0.9	16866	0.8 (I)	1822.00	0	3260	2535	6744			
0.33	27	756	4.7 (III)	62.74	1848	4496	2023	4496	SK 9012.1 - 71 SP/4	79.6	E96
	22	925	3.8 (III)	76.53	1840	4496	2023	4496			
	20	1038	3.4 (III)	86.00	1833	4496	2023	4496			
	18	1175	3.0 (III)	97.36	1824	4496	2023	4496			
	16	1326	2.7 (III)	109.79	1813	4496	2023	4496			


Helical Bevel
Gear Units

0.33 hp



P_1 [hp]	n_2 [rpm]	M_2 [lb-in]	f_B (AGMA Class)	i_{ges}	F_R [lb]	F_A	$F_{R VL}$ [lb]	$F_{A VL}$	Unit Type		 inch
0.33	14	1492	2.4 (III)	123.48	1799	4496	2023	4496	SK 9012.1 - 71 SP/4	79.6	E96
	12	1699	2.1 (III)	140.70	1779	4496	2023	4496			
	10	2011	1.8 (II)	166.59	1744	4496	2023	4496			
	9.4	2208	1.6 (II)	183.10	1718	4496	2023	4496			
	8.4	2484	1.4 (II)	205.93	1676	4496	2023	4496			
	7.0	2973	1.2 (I)	246.37	1588	4496	2023	4496			
	6.1	3386	1.0 (I)	280.71	1496	4496	2023	4496			
5.2	4009	0.9 (0)	332.37	1268	4496	2023	4496				
	12	1708	2.1 (III)	141.29	1778	4496	2023	4496	SK 9013.1 - 71 SP/4	90.6	E98
	9.7	2148	1.6 (II)	177.88	1726	4496	2023	4496			
	8.1	2571	1.4 (II)	212.83	1662	4496	2023	4496			
	6.1	3405	1.0 (I)	281.92	1491	4496	2023	4496			
	5.4	3866	0.9 (0)	320.60	1364	4496	2023	4496			
	19	1108	4.0 (III)	91.77	1839	4496	2023	4496	SK 9016.1 - 71 SP/4	81.8	E100
	12	1807	3.0 (III)	149.81	1775	4496	2023	4496			
	9.4	2208	2.4 (III)	183.10	1743	4496	2023	4496			
	8.4	2484	2.2 (III)	205.93	1717	4496	2023	4496			
	7.4	2828	1.8 (II)	234.64	1682	4496	2023	4496			
	6.2	3349	1.6 (II)	277.84	1626	4496	2023	4496			
	13	1621	2.3 (III)	134.32	1796	4496	2023	4496			
	9.7	2148	2.3 (III)	177.89	1749	4496	2023	4496	SK 9017.1 - 71 SP/4	92.8	E102
	7.3	2845	1.9 (II)	235.64	1680	4496	2023	4496			
	6.4	3230	1.7 (II)	267.99	1640	4496	2023	4496			
	4.7	4434	1.2 (I)	367.33	1498	4496	2023	4496			
	3.5	5948	0.9 (0)	493.12	1009	4496	2023	4496			
	3.1	6730	0.8 (0)	558.25	0	4496	2023	4496			
	9.3	2225	3.4 (III)	184.46	2162	2698	2698	4431	SK 9022.1 - 71 SP/4	97.2	E104
	7.9	2645	2.9 (III)	219.25	2121	2698	2698	4635			
	7.4	2808	2.2 (III)	232.92	2103	2698	2698	4692			
	6.2	3338	2.1 (III)	276.86	2036	2698	2698	4900			
	7.5	2761	2.1 (III)	228.47	2109	2698	2698	4684	SK 9023.1 - 71 SP/4	108.2	E106
	5.8	3589	2.1 (III)	297.67	2000	2698	2698	4983			
	5.1	4096	1.9 (II)	339.41	1915	2698	2698	5134			
	3.6	5704	1.3 (I)	472.43	1494	2698	2653	5483			
	3.1	6781	1.1 (I)	561.55	0	2698	2428	5620			
	2.5	8178	0.9 (0)	678.31	0	2698	2029	5620			
	2.3	9098	0.8 (0)	753.86	0	2698	0	5620			
	6.9	3014	4.6 (III)	249.72	2714	3260	3372	5207			
	5.8	3570	3.8 (III)	295.85	2657	3260	3372	5438			
	6.4	3229	4.2 (III)	267.65	2694	3260	3372	5303	SK 9033.1 - 71 SP/4	159	E110
	4.9	4256	3.2 (III)	352.25	2579	3260	3372	5678			
	4.3	4816	2.8 (III)	398.77	2512	3260	3372	5848			
	3.2	6498	2.1 (III)	539.10	2298	3260	3372	6261			
	2.5	8340	1.6 (II)	691.55	2035	3260	3372	6598			
	2.0	10528	1.3 (I)	873.65	1680	3260	3372	6744			
	1.5	13878	1.0 (I)	1149.80	0	3260	2989	6744			
	1.3	16434	0.8 (0)	1361.37	0	3260	2603	6744			
	3.0	6847	3.6 (III)	568.04	3943	8992	6295	8992			
	2.7	7773	3.2 (III)	645.18	3881	8992	6295	8992			
	2.0	10638	2.3 (III)	881.60	3707	8992	6248	8992			
	1.5	13428	1.8 (II)	1113.24	3507	8992	5999	8992			

Helical Bevel Gear Units




0.33 hp
0.50 hp

P_1 [hp]	n_2 [rpm]	M_2 [lb-in]	f_B (AGMA Class)	i_{ges}	F_R [lb]	F_A [lb]	$F_{R VL}$ [lb]	$F_{A VL}$ [lb]	Unit Type	lb	inch E
0.33	1.1	18289	1.4 (II)	1517.17	3096	8992	5523	8992	SK 9043.1 - 71 SP/4	278	E114
	0.8	25667	1.0 (I)	2128.35	2289	8992	4683	8992			
	0.7	28880	0.9 (0)	2397.14	1845	8992	4268	8992			
	2.5	8485	4.2 (III)	703.83	8543	10116	8543	10116	SK 9053.1 - 71 SP/4	450	E118
	1.9	11226	3.8 (III)	931.87	8543	10116	8543	10116			
0.9	22599	1.9 (II)	1872.50	8215	10116	8543	10116				
0.5	45046	0.9 (0)	3735.92	6062	10116	8543	10116				
0.50	41	762	4.6 (III)	41.65	1848	4496	2023	4496	SK 9012.1 - 71 LP/4	82	E96
	35	894	4.0 (III)	48.95	1842	4496	2023	4496			
	31	1009	3.5 (III)	55.17	1835	4496	2023	4496			
	27	1146	3.1 (III)	62.74	1826	4496	2023	4496			
	22	1401	2.5 (III)	76.53	1807	4496	2023	4496			
	20	1573	2.3 (III)	86.00	1792	4496	2023	4496			
	18	1780	2.0 (III)	97.36	1771	4496	2023	4496			
	16	2009	1.8 (II)	109.79	1744	4496	2023	4496			
	14	2260	1.6 (II)	123.48	1710	4496	2023	4496			
	12	2573	1.4 (II)	140.70	1662	4496	2023	4496			
	10	3047	1.2 (I)	166.59	1573	4496	2023	4496			
	9.4	3346	1.1 (I)	183.10	1506	4496	2023	4496			
	8.4	3763	0.9 (0)	205.93	1395	4496	2023	4496			
	12	2588	1.4 (II)	141.29	1659	4496	2023	4496	SK 9013.1 - 71 LP/4	93	E98
	9.7	3255	1.1 (I)	177.88	1527	4496	2023	4496			
	8.1	3896	0.9 (0)	212.83	1353	4496	2023	4496			
	27	1170	4.6 (III)	63.97	1834	4496	2023	4496	SK 9016.1 - 71 LP/4	84.2	E100
	24	1314	4.0 (III)	71.88	1822	4496	2023	4496			
	21	1487	3.6 (III)	81.38	1808	4496	2023	4496			
	19	1679	2.6 (III)	91.77	1791	4496	2023	4496			
12	2737	2.0 (III)	149.81	1684	4496	2023	4496				
9.4	3346	1.6 (II)	183.10	1627	4496	2023	4496				
8.4	3763	1.4 (II)	205.93	1580	4496	2023	4496				
7.4	4286	1.2 (I)	234.64	1517	4496	2023	4496				
6.2	5075	1.0 (I)	277.84	1413	4496	2023	4496				
13	2455	1.6 (II)	134.32	1719	4496	2023	4496	SK 9017.1 - 71 LP/4	95.2	E102	
9.7	3255	1.5 (II)	177.89	1637	4496	2023	4496				
7.3	4310	1.3 (I)	235.64	1514	4496	2023	4496				
6.4	4894	1.1 (I)	267.99	1438	4496	2023	4496				
4.7	6718	0.8 (0)	367.33	0	4496	2023	4496				
17	1807	4.2 (III)	98.88	2195	2698	2698	3688	SK 9022.1 - 71 LP/4	99.6	E104	
9.3	3371	2.3 (III)	184.46	2032	2698	2698	4267				
7.9	4007	1.9 (II)	219.25	1931	2698	2698	4445				
7.4	4255	1.5 (II)	232.92	1886	2698	2698	4484				
6.2	5058	1.4 (II)	276.86	1709	2698	2698	4660				
7.5	4183	1.4 (II)	228.47	1899	2698	2698	4485	SK 9023.1 - 71 LP/4	110.7	E106	
5.8	5438	1.4 (II)	297.67	1606	2698	2698	4725				
5.1	6206	1.2 (I)	339.41	677	2698	2555	4840				
3.6	8643	0.9 (0)	472.43	0	2698	1514	5061				
6.9	4567	3.0 (III)	249.72	2537	3260	3372	5031	SK 9032.1 - 71 LP/4	143.7	E108	
5.8	5409	2.5 (III)	295.85	2439	3260	3372	5233				


Helical Bevel
Gear Units

0.50 hp
0.75 hp





P_1 [hp]	n_2 [rpm]	M_2 [lb-in]	f_B (AGMA Class)	i_{ges}	F_R [lb]	F_A	$F_{R VL}$ [lb]	$F_{A VL}$	Unit Type	lb	inch E			
0.50	10	3062	4.5 (III)	167.45	2712	3260	3372	4579	SK 9033.1 - 71 LP/4	161.4	E110			
	8.0	3930	3.5 (III)	214.83	2616	3260	3372	4865						
	6.4	4892	2.8 (III)	267.65	2503	3260	3372	5118						
	4.9	6449	2.1 (III)	352.25	2304	3260	3372	5433						
	4.3	7296	1.9 (II)	398.77	2188	3260	3372	5570						
	3.2	9845	1.4 (II)	539.10	1796	3260	3372	5886						
	2.5	12637	1.1 (I)	691.55	1284	3260	3167	6118						
	2.0	15952	0.9 (I)	873.65	0	3260	2678	6293						
	6.2	5096	4.9 (III)	279.60	4038	8992	6295	8013				SK 9043.1 - 71 LP/4	280.4	E114
	4.9	6402	3.9 (III)	350.72	3968	8992	6295	8489						
	3.0	10374	2.4 (III)	568.04	3725	8992	6271	8992						
	2.7	11778	2.1 (III)	645.18	3616	8992	6128	8992						
	2.0	16119	1.5 (II)	881.60	3289	8992	5743	8992						
	1.5	20346	1.2 (I)	1113.24	2896	8992	5303	8992						
	1.1	27710	0.9 (I)	1517.17	2015	8992	4422	8992						
3.0	10606	4.0 (III)	579.95	8543	10116	8543	10116	SK 9053.1 - 71 LP/4	452.4	E118				
2.5	12856	2.8 (III)	703.83	8543	10116	8543	10116							
1.9	17009	2.5 (III)	931.87	8484	10116	8543	10116							
1.6	19400	2.2 (III)	1062.85	8379	10116	8543	10116							
1.2	25572	1.7 (II)	1398.80	8037	10116	8543	10116							
0.9	34241	1.2 (I)	1872.50	7355	10116	8543	10116							
1.8	15859	4.7 (III)	973.69	13421	11240	14837	11240	SK 9072.1/32 - 71 LP/4	796.3	E130				
1.5	19019	4.0 (III)	1169.97	13367	11240	14837	11240							
1.2	23620	3.2 (III)	1453.44	13270	11240	14837	11240							
0.9	31136	2.4 (III)	1912.84	13063	11240	14837	11240							
0.75	63	755	4.7 (III)	27.65	1848	4387	2023	4387	SK 9012.1 - 80 SP/4	87.5	E96			
	55	858	4.1 (III)	31.45	1843	4496	2023	4496						
	50	950	3.7 (III)	34.81	1839	4496	2023	4496						
	42	1137	3.1 (III)	41.65	1827	4496	2023	4496						
	35	1333	2.7 (III)	48.95	1813	4496	2023	4496						
	31	1505	2.4 (III)	55.17	1798	4496	2023	4496						
	28	1709	2.1 (III)	62.74	1778	4496	2023	4496						
	23	2089	1.7 (II)	76.53	1734	4496	2023	4496						
	20	2346	1.5 (II)	86.00	1698	4496	2023	4496						
	18	2655	1.3 (I)	97.36	1648	4496	2023	4496						
	16	2996	1.2 (I)	109.79	1583	4496	2023	4496						
	14	3370	1.1 (I)	123.48	1500	4496	2023	4496						
	12	3838	0.9 (I)	140.70	1373	4496	2023	4496						
	42	1114	4.8 (III)	40.92	1838	4496	2023	4496				SK 9016.1 - 80 SP/4	89.7	E100
	38	1258	4.3 (III)	46.11	1827	4496	2023	4496						
33	1428	3.8 (III)	52.44	1813	4496	2023	4496							
27	1745	3.1 (III)	63.97	1785	4496	2023	4496							
24	1960	2.7 (III)	71.88	1766	4496	2023	4496							
21	2218	2.4 (III)	81.38	1742	4496	2023	4496							
19	2503	1.8 (II)	91.77	1715	4496	2023	4496							
15	3175	1.7 (II)	116.52	1637	4496	2023	4496							
12	3881	1.4 (II)	142.41	1566	4496	2023	4496							
12	4083	1.3 (I)	149.81	1531	4496	2023	4496							
9.5	4990	1.1 (I)	183.10	1425	4496	2023	4496							
8.4	5613	1.0 (I)	205.93	1337	4496	2023	4496							
7.4	6391	0.8 (I)	234.64	0	4496	2023	4496							

Helical Bevel Gear Units




0.75 hp 1.00 hp

P_1 [hp]	n_2 [rpm]	M_2 [lb-in]	f_B (AGMA Class)	i_{ges}	F_R [lb]	F_A [lb]	$F_{R VL}$ [lb]	$F_{A VL}$ [lb]	Unit Type		 inch
0.75	30	1587	4.8 (III)	58.25	2209	2698	2698	3134	SK 9022.1 - 80 SP/4	105.2	E104
	26	1811	4.2 (III)	66.42	2195	2698	2698	3239			
	22	2148	3.5 (III)	78.89	2169	2698	2698	3375			
	20	2322	3.3 (III)	85.11	2153	2698	2698	3438			
	18	2695	2.8 (III)	98.88	2116	2698	2698	3557			
	15	3154	2.4 (III)	115.74	2061	2698	2698	3671			
	13	3750	2.0 (III)	137.57	1975	2698	2698	3820			
	10	4628	1.6 (II)	169.81	1809	2698	2698	3981			
	9.4	5027	1.5 (II)	184.46	1716	2698	2698	4021			
	7.9	5976	1.3 (I)	219.25	1136	2698	2602	4161			
	7.4	6345	1.0 (I)	232.92	0	2698	2526	4175			
	6.3	7543	0.9 (0)	276.86	0	2698	2228	4304			
	16	3023	4.5 (III)	110.77	2716	3260	3372	4003			
8.8		5386	2.5 (III)	197.45	2436	3260	3372	4552			
7.4		6379	2.2 (III)	233.92	2314	3260	3372	4718			
6.9		6811	2.0 (III)	249.72	2248	3260	3372	4767			
5.9		8067	1.7 (II)	295.85	2076	3260	3372	4926			
10	4566	3.0 (III)	167.45	2542	3260	3372	4403	SK 9033.1 - 80 SP/4	166.9	E110	
	8.1	5861	2.3 (III)	214.83	2382	3260	3372				4640
	6.5	7296	1.9 (II)	267.65	2188	3260	3372				4839
	4.9	9617	1.4 (II)	352.25	1834	3260	3372				5069
	4.3	10881	1.3 (I)	398.77	1618	3260	3372				5159
	3.2	14683	0.9 (0)	539.10	0	3260	2871				5334
8.5	5561	4.5 (III)	204.38	4014	8992	6295	7194	SK 9043.1 - 80 SP/4	285.9	E114	
	6.2	7601	3.3 (III)	279.60	3899	8992	6295				7757
	5.0	9547	2.6 (III)	350.72	3780	8992	6295				8171
	3.1	15471	1.6 (II)	568.04	3344	8992	5806				8992
	2.7	17565	1.4 (II)	645.18	3144	8992	5567				8992
	2.0	24039	1.0 (I)	881.60	2490	8992	4881				8992
	1.6	30343	0.8 (0)	1113.24	1616	8992	4067				8992
5.0	9504	4.5 (III)	348.91	8543	10116	8543	10116	SK 9053.1 - 80 SP/4	457.9	E118	
	3.8	12507	3.4 (III)	458.57	8543	10116	8543				10116
	3.0	15817	2.7 (III)	579.95	8530	10116	8543				10116
	2.5	19172	1.8 (II)	703.83	8390	10116	8543				10116
	1.9	25366	1.7 (II)	931.87	8050	10116	8543				10116
	1.6	28932	1.5 (II)	1062.85	7803	10116	8543				10116
	1.2	38137	1.1 (I)	1398.80	6956	10116	8543				10116
	0.9	51065	0.8 (0)	1872.50	5003	10116	8543				10116
2.9	15079	5.0 (III)	598.27	13433	11240	14837	11240	SK 9072.1/32 - 80 SP/4	801.8	E130	
	2.3	19355	3.9 (III)	767.55	13361	11240	14837				11240
	1.8	24598	3.1 (III)	973.69	13246	11240	14837				11240
	1.5	29500	2.6 (III)	1169.97	13113	11240	14837				11240
	1.2	36637	2.1 (III)	1453.44	12873	11240	14837				11240
	0.9	48294	1.6 (II)	1912.84	12354	11240	14837				11240
	0.8	58501	1.3 (I)	2320.58	11757	11240	14837				11240
	0.5	82065	0.9 (0)	3251.68	9718	11240	14837				11240
	1.00	159	396	4.5 (III)	10.85	1860	3342				2023
141		447	4.4 (III)	12.23	1859	3456	2023	3456			
83		763	4.6 (III)	20.87	1848	4019	2023	4019			
70		894	4.0 (III)	24.53	1842	4191	2023	4191			
62		1010	3.5 (III)	27.65	1835	4326	2023	4326			
55		1147	3.1 (III)	31.45	1826	4470	2023	4470			
50		1270	2.8 (III)	34.81	1818	4496	2023	4496			


Helical Bevel
Gear Units

1.00 hp



P_1 [hp]	n_2 [rpm]	M_2 [lb-in]	f_B (AGMA Class)	i_{ges}	F_R [lb]	F_A	$F_{R VL}$ [lb]	$F_{A VL}$	Unit Type	lb	inch E
1.00	41	1520	2.3 (III)	41.65	1797	4496	2023	4496	SK 9012.1 - 80 LP/4	88.6	E96
	35	1782	2.0 (III)	48.95	1770	4496	2023	4496			
	31	2013	1.8 (II)	55.17	1743	4496	2023	4496			
	28	2286	1.5 (II)	62.74	1707	4496	2023	4496			
	23	2794	1.3 (I)	76.53	1623	4496	2023	4496			
	20	3137	1.1 (I)	86.00	1553	4496	2023	4496			
	18	3550	1.0 (I)	97.36	1454	4496	2023	4496			
	16	4007	0.9 (0)	109.79	1270	4496	2023	4496			
57	1109	4.8 (III)	30.52	1839	4425	2023	4425	SK 9016.1 - 80 LP/4	90.8	E100	
	50	1270	4.2 (III)	34.81	1826	4496	2023				4496
	42	1489	3.6 (III)	40.92	1807	4496	2023				4496
	37	1682	3.2 (III)	46.11	1791	4496	2023				4496
	33	1910	2.8 (III)	52.44	1771	4496	2023				4496
	27	2334	2.3 (III)	63.97	1731	4496	2023				4496
	24	2621	2.0 (III)	71.88	1703	4496	2023				4496
	21	2965	1.8 (II)	81.38	1668	4496	2023				4496
	19	3347	1.3 (I)	91.77	1627	4496	2023				4496
	15	4246	1.3 (I)	116.52	1510	4496	2023				4496
	12	5190	1.0 (I)	142.41	1397	4496	2023				4496
	12	5459	1.0 (I)	149.81	1345	4496	2023				4496
9.4	6672	0.8 (0)	183.10	0	4496	2023	4496				
39	1632	4.7 (III)	44.71	2206	2698	2698	2876	SK 9022.1 - 80 LP/4	106.3	E104	
	35	1785	4.3 (III)	49.01	2196	2698	2698				2933
	33	1898	4.0 (III)	52.02	2188	2698	2698				2983
	30	2122	3.6 (III)	58.25	2171	2698	2698				3063
	26	2421	3.1 (III)	66.42	2144	2698	2698				3156
	22	2873	2.6 (III)	78.89	2096	2698	2698				3277
	20	3105	2.5 (III)	85.11	2068	2698	2698				3332
	17	3604	2.1 (III)	98.88	1998	2698	2698				3434
	15	4218	1.8 (II)	115.74	1893	2698	2698				3522
	13	5014	1.5 (II)	137.57	1719	2698	2698				3648
	10	6189	1.2 (I)	169.81	722	2698	2559				3767
	9.4	6722	1.1 (I)	184.46	0	2698	2442				3782
7.9	7991	1.0 (I)	219.25	0	2698	2092	3885				
23	2766	5.0 (III)	75.91	2744	3260	3372	3568	SK 9032.1 - 80 LP/4	150.4	E108	
	21	3066	4.5 (III)	84.17	2712	3260	3372				3656
	18	3413	4.0 (III)	93.50	2670	3260	3372				3743
	16	4042	3.4 (III)	110.77	2603	3260	3372				3893
	8.8	7202	1.9 (II)	197.45	2193	3260	3372				4350
	7.4	8529	1.6 (II)	233.92	2006	3260	3372				4483
	6.9	9108	1.5 (II)	249.72	1906	3260	3372				4511
	5.8	10787	1.3 (I)	295.85	1634	3260	3372				4627
10	6105	2.2 (III)	167.45	2350	3260	3372	4235	SK 9033.1 - 80 LP/4	168	E110	
	8.0	7837	1.8 (II)	214.83	2110	3260	3372				4424
	6.5	9756	1.4 (II)	267.65	1811	3260	3372				4569
	4.9	12860	1.1 (I)	352.25	1093	3260	3135				4712
	4.3	14550	0.9 (0)	398.77	0	3260	2891				4755
10	6269	4.0 (III)	172.08	3975	8992	6295	6746	SK 9043.1 - 80 LP/4	287	E114	
	8.5	7437	3.3 (III)	204.38	3909	8992	6295				7020
	6.2	10163	2.4 (III)	279.60	3739	8992	6289				7518
	4.9	12766	1.9 (II)	350.72	3556	8992	6060				7869
	3.0	20687	1.2 (I)	568.04	2861	8992	5266				8524
	2.7	23488	1.1 (I)	645.18	2531	8992	4906				8594

Helical Bevel
Gear Units






1.00 hp
1.50 hp


P_1 [hp]	n_2 [rpm]	M_2 [lb-in]	f_B (AGMA Class)	i_{ges}	F_R [lb]	F_A [lb]	F_{RVL} [lb]	F_{AVL} [lb]	Unit Type		 inch
1.00	6.5	9641	4.4 (III)	265.11	8543	10116	8543	10116	SK 9053.1 - 80 LP/4	459	E118
	5.0	12709	3.3 (III)	348.91	8543	10116	8543	10116			
	3.8	16724	2.5 (III)	458.57	8495	10116	8543	10116			
	3.0	21150	2.0 (III)	579.95	8293	10116	8543	10116			
	2.5	25637	1.4 (II)	703.83	8033	10116	8543	10116			
	1.9	33919	1.3 (I)	931.87	7385	10116	8543	10116			
	1.6	38687	1.1 (I)	1062.85	6894	10116	8543	10116			
	1.2	50997	0.8 (0)	1398.80	5017	10116	8543	10116			
	2.9	20551	3.7 (III)	598.27	13337	11240	14837	11240			
	2.3	26379	2.9 (III)	767.55	13201	11240	14837	11240			
	1.8	33526	2.2 (III)	973.69	12985	11240	14837	11240			
	1.5	40207	1.9 (II)	1169.97	12731	11240	14837	11240			
	1.2	49934	1.5 (II)	1453.44	12268	11240	14837	11240			
	0.9	65822	1.1 (I)	1912.84	11233	11240	14837	11240			
	0.7	79733	0.9 (0)	2320.58	9971	11240	14837	11240			
	1.50	215	439	3.6 (III)	8.09	1859	3031	2023			
188		503	3.4 (III)	9.23	1858	3143	2023	3143			
160		590	3.0 (III)	10.85	1855	3279	2023	3279			
142		666	2.9 (III)	12.23	1852	3385	2023	3385			
114		830	4.1 (III)	15.30	1845	3610	2023	3610			
99		950	3.5 (III)	17.45	1839	3737	2023	3737			
83		1137	3.1 (III)	20.87	1827	3917	2023	3917			
71		1334	2.7 (III)	24.53	1813	4073	2023	4073			
63		1506	2.4 (III)	27.65	1798	4193	2023	4193			
55		1710	2.1 (III)	31.45	1778	4319	2023	4319			
50		1894	1.9 (II)	34.81	1758	4409	2023	4409			
42		2267	1.6 (II)	41.65	1709	4496	2023	4496			
36		2658	1.3 (I)	48.95	1647	4496	2023	4496			
31		3002	1.2 (I)	55.17	1582	4496	2023	4496			
28		3409	1.0 (I)	62.74	1490	4496	2023	4496			
23		4166	0.8 (0)	76.53	1133	4496	2023	4496			
85		1114	4.6 (III)	20.51	1838	3890	2023	3890			
75		1258	3.7 (III)	23.11	1827	4008	2023	4008			
66		1429	3.7 (III)	26.29	1813	4132	2023	4132			
57		1654	3.2 (III)	30.52	1793	4276	2023	4276			
50		1894	2.8 (III)	34.81	1772	4409	2023	4409			
43		2221	2.4 (III)	40.92	1742	4496	2023	4496			
38		2508	2.2 (III)	46.11	1714	4496	2023	4496			
33		2848	1.9 (II)	52.44	1680	4496	2023	4496			
27		3481	1.6 (II)	63.97	1612	4496	2023	4496			
24		3909	1.4 (II)	71.88	1562	4496	2023	4496			
21		4423	1.2 (I)	81.38	1499	4496	2023	4496			
19		4992	0.9 (0)	91.77	1425	4496	2023	4496			
15		6332	0.9 (0)	116.52	0	4496	2023	4496			
60		1588	4.8 (III)	29.20	2097	2698	2698	2505	SK 9022.1 - 90 SP/4	117.1	E104
55		1708	4.3 (III)	31.38	2136	2698	2698	2548			
52		1808	4.2 (III)	33.26	2159	2698	2698	2575			
44		2157	3.5 (III)	39.77	2168	2698	2698	2688			
39		2434	3.1 (III)	44.71	2143	2698	2698	2759			
36		2662	2.9 (III)	49.01	2120	2698	2698	2801			
33		2831	2.7 (III)	52.02	2101	2698	2698	2848			
30	3164	2.4 (III)	58.25	2060	2698	2698	2911				
26	3611	2.1 (III)	66.42	1996	2698	2698	2985				
22	4284	1.8 (II)	78.89	1880	2698	2698	3074				
20	4631	1.6 (II)	85.11	1809	2698	2698	3112				

Helical Bevel
Gear Units

1.50 hp



P_1 [hp]	n_2 [rpm]	M_2 [lb-in]	f_B (AGMA Class)	i_{ges}	F_R [lb]	F_A	$F_{R VL}$ [lb]	$F_{A VL}$	Unit Type		 inch			
1.50	18	5375	1.4 (II)	98.88	1624	2698	2698	3180	SK 9022.1 - 90 SP/4	117.1	E104			
	15	6290	1.2 (I)	115.74	385	2698	2538	3217						
	13	7478	1.0 (I)	137.57	0	2698	2247	3296						
	10	9230	0.8 (0)	169.81	0	2698	0	3335						
	29	3214	4.3 (III)	59.17	2684	3260	3372	3232				SK 9032.1 - 90 SP/4	161.2	E108
	27	3483	3.9 (III)	64.08	2662	3260	3372	3284						
	23	4125	3.3 (III)	75.91	2594	3260	3372	3410						
	21	4573	3.0 (III)	84.17	2541	3260	3372	3481						
	19	5090	2.7 (III)	93.50	2473	3260	3372	3546						
	16	6028	2.3 (III)	110.77	2360	3260	3372	3664						
15	6399	2.1 (III)	117.70	2304	3260	3372	3690							
12	7579	1.8 (II)	139.44	2147	3260	3372	3799							
11	8635	1.6 (II)	158.74	1981	3260	3372	3852							
9.2	10226	1.3 (I)	188.06	1732	3260	3372	3940							
8.8	10741	1.3 (I)	197.45	1631	3260	3372	3940	SK 9033.1 - 90 SP/4	178.8	E110				
7.4	12721	1.1 (I)	233.92	1268	3260	3155	4005							
7.0	13584	1.0 (I)	249.72	0	3260	3015	3995							
5.9	16088	0.9 (0)	295.85	0	3260	2657	4025							
10	9106	1.5 (II)	167.45	1916	3260	3372	3891							
8.1	11688	1.2 (I)	214.83	1470	3260	3298	3984	SK 9042.1 - 90 SP/4	264.8	E112				
6.5	14550	0.9 (0)	267.65	0	3260	2891	4024							
18	5192	4.8 (III)	95.56	4033	8992	6295	5650							
15	6401	3.3 (III)	117.79	3968	8992	6295	5933							
11	8983	1.5 (II)	165.24	3815	8992	6295	6385							
8.9	10600	2.3 (III)	195.12	3699	8992	6233	6567	SK 9043.1 - 90 SP/4	297.8	E114				
7.4	12759	1.9 (II)	235.01	3557	8992	6061	6826							
6.4	14876	1.7 (II)	273.73	3378	8992	5838	6958							
5.3	17906	1.4 (II)	329.69	3131	8992	5562	7192							
10	9349	2.7 (III)	172.08	3792	8992	6295	6437							
8.5	11091	2.2 (III)	204.38	3676	8992	6209	6655	SK 9052.1 - 90 SP/4	430.1	E116				
6.2	15157	1.6 (II)	279.60	3370	8992	5836	7022							
5.0	19039	1.3 (I)	350.72	3025	8992	5444	7249							
4.3	21979	1.1 (I)	404.82	2702	8992	5084	7302							
3.1	30852	0.8 (0)	568.04	1532	8992	3996	7527							
12	7894	4.0 (III)	145.16	8543	10116	8543	10116	SK 9053.1 - 90 SP/4	469.8	E118				
7.0	13440	3.2 (III)	247.06	8543	10116	8543	10116							
6.0	15736	2.7 (III)	289.61	8533	10116	8543	10116							
11	8966	4.7 (III)	164.99	8543	10116	8543	10116	SK 9072.1/32 - 90 SP/4	813.7	E130				
7.6	12442	3.4 (III)	229.07	8543	10116	8543	10116							
6.6	14379	3.0 (III)	265.11	8543	10116	8543	10116							
5.0	18954	2.2 (III)	348.91	8400	10116	8543	10116							
3.8	24941	1.7 (II)	458.57	8077	10116	8543	10116							
3.0	31543	1.3 (I)	579.95	7595	10116	8543	10116							
2.5	38234	0.9 (0)	703.83	6945	10116	8543	10116							
1.9	50587	0.8 (0)	931.87	5101	10116	8543	10116							
5.6	16245	4.6 (III)	311.10	13415	11240	14837	11240							
4.5	20156	3.7 (III)	385.88	13345	11240	14837	11240							
3.7	24670	3.0 (III)	473.22	13244	11240	14837	11240							
2.9	31229	2.4 (III)	598.27	13060	11240	14837	11240							
2.3	40085	1.9 (II)	767.55	12736	11240	14837	11240							
1.8	50944	1.5 (II)	973.69	12213	11240	14837	11240							
1.5	61097	1.2 (I)	1169.97	11581	11240	14837	11240							
1.2	75877	1.0 (I)	1453.44	10361	11240	14837	11240							




1.50 hp
2.00 hp

P_1 [hp]	n_2 [rpm]	M_2 [lb-in]	f_B (AGMA Class)	i_{ges}	F_R [lb]	F_A [lb]	F_{RVL} [lb]	F_{AVL} [lb]	Unit Type						
1.50	3.9	23279	4.9 (III)	443.41	15172	13489	21357	13489	SK 9082.1/42 - 90 SP/4	1424.4	E130				
	2.9	31587	3.6 (III)	603.37	14884	13489	21357	13489							
	2.5	36936	3.1 (III)	704.48	14687	13489	21357	13489							
	2.1	44290	2.6 (III)	845.38	14400	13489	21357	13489							
	1.7	53330	2.2 (III)	1017.77	14023	13489	21357	13489							
	1.2	76881	1.5 (II)	1467.80	12900	13489	21357	13489							
	1.0	94931	1.2 (I)	1812.59	11893	13489	21357	13489							
	0.9	107233	1.1 (I)	2044.65	11127	13489	21357	13489							
	0.6	140823	0.8 (0)	2682.59	8635	13489	21357	13489							
	2.4	37450	4.7 (III)	714.15	24565	14613	26977	14613				SK 9086.1/52 - 90 SP/4	2030.7	E131	
		1.9	47664	3.7 (III)	907.88	24152	14613	26977							14613
		1.4	63063	2.8 (III)	1202.18	23500	14613	26977							14613
		1.2	76658	2.3 (III)	1463.40	22892	14613	26977							14613
		1.0	93594	1.9 (II)	1786.05	22096	14613	26977							14613
0.8		110758	1.6 (II)	2107.43	21242	14613	26977	14613							
0.6		158156	1.1 (I)	3007.66	18619	14613	26977	14613							
0.5		188796	0.9 (0)	3590.92	16701	14613	26977	14613							
1.6	58640	4.8 (III)	1120.00	23121	15737	35969	15737	SK 9092.1/52 - 90 SP/4	3287.3	E131					
	1.2	74633	3.8 (III)	1424.80	22442	15737	35969				15737				
	1.0	94046	3.0 (III)	1795.36	21571	15737	35969				15737				
	0.8	110767	2.6 (III)	2116.80	20777	15737	35952				15737				
	0.6	152634	1.5 (II)	2902.00	18428	15737	33073				15737				
	0.5	186265	1.2 (I)	3551.65	16438	15737	30759				15737				
	0.4	258457	1.1 (I)	4916.63	11723	15737	25739				15737				
1.0	92950	4.8 (III)	1774.21	37424	22481	SK 9096.1/63 - 90 SP/4	4167	E132							
	0.8	107508	4.1 (III)	2052.10	37009				22481						
	0.8	121348	3.6 (III)	2316.27	36548				22481						
	0.6	140354	3.2 (III)	2679.06	35977				22481						
	0.5	168176	2.6 (III)	3210.12	35058				22481						
	0.5	193446	2.3 (III)	3692.48	34139				22481						
	0.4	232683	1.9 (II)	4441.42	32717				22481						
	0.3	292104	1.5 (II)	5575.65	30478				22481						
	0.3	351351	1.3 (I)	6706.55	27983				22481						
	0.2	410854	1.1 (I)	7842.34	25257				22481						
	0.2	435175	1.0 (I)	8306.57	24076				22481						
	0.2	508874	0.9 (0)	9713.32	20220				22481						
	2.00	214	589	2.7 (III)	8.09				1855	2992	2023	2992	SK 9012.1 - 90 LP/4	103	E96
187		675	2.6 (III)	9.23	1852	3098	2023	3098							
159		791	2.2 (III)	10.85	1847	3225	2023	3225							
141		894	2.2 (III)	12.23	1842	3324	2023	3324							
113		1113	3.0 (III)	15.30	1829	3543	2023	3543							
99		1274	2.6 (III)	17.45	1817	3660	2023	3660							
83		1525	2.3 (III)	20.87	1796	3826	2023	3826							
70		1788	2.0 (III)	24.53	1770	3965	2023	3965							
62		2020	1.8 (II)	27.65	1743	4071	2023	4071							
55		2293	1.5 (II)	31.45	1706	4180	2023	4180							
50		2540	1.4 (II)	34.81	1667	4250	2023	4250							
41		3040	1.2 (I)	41.65	1574	4411	2023	4411							
35		3565	1.0 (I)	48.95	1450	4496	2023	4496							
31		4026	0.9 (0)	55.17	1254	4496	2023	4496							
113		1113	4.1 (III)	15.10	1838	3543	2023	3543	SK 9016.1 - 90 LP/4	105.2	E100				
99		1274	3.8 (III)	17.45	1825	3660	2023	3660							
84		1494	3.4 (III)	20.51	1807	3799	2023	3799							
75	1687	2.7 (III)	23.11	1790	3904	2023	3904								
66	1916	2.8 (III)	26.29	1770	4014	2023	4014								


Helical Bevel Gear Units

2.00 hp



P_1 [hp]	n_2 [rpm]	M_2 [lb-in]	f_B (AGMA Class)	i_{ges}	F_R [lb]	F_A	$F_{R VL}$ [lb]	$F_{A VL}$	Unit Type	lb	inch E
2.00	57	2218	2.4 (III)	30.52	1742	4138	2023	4138	SK 9016.1 - 90 LP/4	105.2	E100
	50	2540	2.1 (III)	34.81	1711	4250	2023	4250			
	42	2978	1.8 (II)	40.92	1666	4377	2023	4377			
	37	3364	1.6 (II)	46.11	1625	4468	2023	4468			
	33	3819	1.4 (II)	52.44	1573	4496	2023	4496			
	27	4668	1.2 (I)	63.97	1468	4496	2023	4496			
	21	5931	0.9 (0)	81.38	1031	4496	2023	4496			
119	1062	4.8 (III)	14.56	1682	2698	2698	2053	SK 9022.1 - 90 LP/4	120.6	E104	
106	1187	4.6 (III)	16.30	1731	2698	2698	2109				
99	1277	5.0 (III)	17.52	1763	2698	2698	2146				
87	1451	4.6 (III)	19.93	1841	2698	2698	2232				
77	1638	4.2 (III)	22.41	1897	2698	2698	2296				
70	1791	4.3 (III)	24.56	1930	2698	2698	2335				
66	1905	4.0 (III)	26.07	1966	2698	2698	2375				
59	2129	3.6 (III)	29.20	2016	2698	2698	2434				
55	2290	3.2 (III)	31.38	2049	2698	2698	2472				
52	2424	3.1 (III)	33.26	2064	2698	2698	2491				
44	2893	2.6 (III)	39.77	2094	2698	2698	2590				
39	3264	2.3 (III)	44.71	2047	2698	2698	2649				
35	3570	2.1 (III)	49.01	2003	2698	2698	2676				
33	3797	2.0 (III)	52.02	1967	2698	2698	2719				
30	4244	1.8 (II)	58.25	1888	2698	2698	2767				
26	4843	1.6 (II)	66.42	1761	2698	2698	2819				
22	5745	1.3 (I)	78.89	1447	2698	2645	2877				
20	6210	1.2 (I)	85.11	667	2698	2555	2899				
17	7207	1.1 (I)	98.88	0	2698	2321	2931				
15	8435	0.9 (0)	115.74	0	2698	1829	2916				
45	2775	4.9 (III)	38.05	2323	3260	3372	2843	SK 9032.1 - 90 LP/4	164.7	E108	
43	2941	4.7 (III)	40.36	2354	3260	3372	2879				
36	3474	3.9 (III)	47.70	2442	3260	3372	2984				
35	3639	3.8 (III)	49.94	2460	3260	3372	3007				
29	4310	3.2 (III)	59.17	2551	3260	3372	3116				
27	4671	2.9 (III)	64.08	2525	3260	3372	3156				
23	5532	2.5 (III)	75.91	2424	3260	3372	3259				
21	6132	2.2 (III)	84.17	2346	3260	3372	3314				
18	6825	2.0 (III)	93.50	2246	3260	3372	3356				
16	8083	1.7 (II)	110.77	2073	3260	3372	3441				
15	8581	1.6 (II)	117.70	1989	3260	3372	3451				
12	10163	1.3 (I)	139.44	1742	3260	3372	3518				
11	11579	1.2 (I)	158.74	1477	3260	3299	3527				
9.2	13714	1.0 (I)	188.06	0	3260	3013	3559				
8.8	14404	1.0 (I)	197.45	0	3260	2895	3534				
7.4	17059	0.8 (0)	233.92	0	3260	2504	3530				
25	4992	5.0 (III)	68.61	4044	8992	6295	5095	SK 9042.1 - 90 LP/4	268.3	E112	
23	5544	4.5 (III)	76.18	4015	8992	6295	5220				
20	6303	3.9 (III)	86.43	3973	8992	6295	5373				
18	6963	3.6 (III)	95.56	3936	8992	6295	5490				
15	8584	2.5 (III)	117.79	3840	8992	6295	5733				
10	12047	1.1 (I)	165.24	3609	8992	6125	6103				
8.9	14215	1.7 (II)	195.12	3431	8992	5902	6222				
7.4	17110	1.4 (II)	235.01	3203	8992	5643	6421				
6.3	19950	1.2 (I)	273.73	2915	8992	5312	6470				
5.2	24013	1.0 (I)	329.69	2493	8992	4884	6620				

Helical Bevel
Gear Units




2.00 hp

P_1 [hp]	n_2 [rpm]	M_2 [lb-in]	f_B (AGMA Class)	i_{ges}	F_R [lb]	F_A	$F_{R VL}$ [lb]	$F_{A VL}$	Unit Type		 inch
2.00	10	12538	2.0 (III)	172.08	3573	8992	6081	6142	SK 9043.1 - 90 LP/4	301.4	E114
	8.5	14873	1.7 (II)	204.38	3393	8992	5864	6304			
	6.2	20327	1.2 (I)	279.60	2898	8992	5305	6539			
	4.9	25532	1.0 (I)	350.72	2307	8992	4700	6640			
	4.3	29475	0.8 (0)	404.82	1724	8992	4137	6574			
14	8744	4.9 (III)	120.03	8543	10116	8543	10116	SK 9052.1 - 90 LP/4	433.6	E116	
	12	10587	3.0 (III)	145.16	8543	10116	8543				10116
	7.0	18023	2.4 (III)	247.06	8441	10116	8543				10116
	6.0	21102	2.0 (III)	289.61	8295	10116	8543				10116
10	12023	3.5 (III)	164.99	8543	10116	8543	10116	SK 9053.1 - 90 LP/4	473.3	E118	
	7.6	16685	2.5 (III)	229.07	8497	10116	8543				10116
	6.5	19282	2.2 (III)	265.11	8385	10116	8543				10116
	5.0	25418	1.7 (II)	348.91	8047	10116	8543				10116
	3.8	33447	1.3 (I)	458.57	7428	10116	8543				10116
5.6	21988	3.4 (III)	311.1	13307	11240	14837	11240	SK 9072.1/32 - 90 LP/4	817.3	E130	
	4.5	27281	2.8 (III)	385.88	13176	11240	14837				11240
	3.7	33391	2.3 (III)	473.22	12989	11240	14837				11240
	2.9	42268	1.8 (II)	598.27	12643	11240	14837				11240
	2.3	54254	1.4 (II)	767.55	12023	11240	14837				11240
	1.8	68952	1.1 (I)	973.69	10982	11240	14837				11240
	1.5	82694	0.9 (0)	1169.97	9647	11240	14837				11240
8.8	13919	4.7 (III)	196.12	13450	11240	14837	11240	SK 9072.1/42 - 90 LP/4	854.7	E130	
	6.4	19105	3.9 (III)	269.39	13365	11240	14837				11240
4.6	26944	4.3 (III)	379.59	15047	13489	21357	13489	SK 9082.1/42 - 90 LP/4	1427.9	E130	
	3.9	31508	3.7 (III)	443.41	14887	13489	21357				13489
	2.9	42752	2.7 (III)	603.37	14462	13489	21357				13489
	2.5	49992	2.3 (III)	704.48	14165	13489	21357				13489
	2.0	59945	1.9 (II)	845.38	13727	13489	21357				13489
	1.7	72181	1.6 (II)	1017.77	13140	13489	21357				13489
	1.2	104056	1.1 (I)	1467.80	11331	13489	21357				13489
	1.0	128487	0.9 (0)	1812.59	9626	13489	21357				13489
2.8	44222	4.0 (III)	623.16	24293	14613	26977	14613	SK 9086.1/52 - 90 LP/4	2034.2	E131	
	2.4	50688	3.5 (III)	714.15	24027	14613	26977				14613
	1.9	64511	2.7 (III)	907.88	23437	14613	26977				14613
	1.4	85354	2.1 (III)	1202.18	22489	14613	26977				14613
	1.2	103754	1.7 (II)	1463.40	21596	14613	26977				14613
	1.0	126677	1.4 (II)	1786.05	20404	14613	26977				14613
	0.8	149908	1.2 (I)	2107.43	19105	14613	26977				14613
	0.6	214060	0.8 (0)	3007.66	14974	14613	26977				14613
2.0	59988	4.7 (III)	846.40	23066	15737	35969	15737	SK 9092.1/52 - 90 LP/4	3290.8	E131	
	1.5	79368	3.6 (III)	1120.00	22235	15737	35969				15737
	1.2	101014	2.8 (III)	1424.80	21245	15737	35969				15737
	1.0	127288	2.2 (III)	1795.36	19951	15737	34942				15737
	0.8	149920	1.9 (II)	2116.80	18753	15737	33504				15737
	0.6	206586	1.1 (I)	2902.00	15138	15737	29294				15737
	0.5	252105	0.9 (0)	3551.65	11916	15737	25813				15737
	0.4	349814	0.8 (0)	4916.63	3350	15737	17891				15737


Helical Bevel
Gear Units

2.00 hp
3.00 hp



P_1 [hp]	n_2 [rpm]	M_2 [lb-in]	f_B (AGMA Class)	i_{ges}	F_R [lb]	F_A	$F_{R VL}$ [lb]	$F_{A VL}$	Unit Type	lb	inch E			
2.00	1.0	125805	3.5 (III)	1774.21	36407	22481			SK 9096.1/63 - 90 LP/4	4170.5	E132			
	0.8	145509	3.0 (III)	2052.10	35811	22481								
	0.7	164241	2.7 (III)	2316.27	35146	22481								
	0.6	189966	2.3 (III)	2679.06	34312	22481								
	0.5	227621	1.9 (II)	3210.12	32966	22481								
	0.5	261824	1.7 (II)	3692.48	31603	22481								
	0.4	314930	1.4 (II)	4441.42	29458	22481								
	0.3	395355	1.1 (I)	5575.65	25989	22481								
	0.3	475545	0.9 (0)	6706.55	22017	22481								
3.00	219	864	1.8 (II)	8.09	1843	2889	2023	2889	SK 9012.1 - 100 LP/4	127.9	E96			
	191	989	1.7 (II)	9.23	1836	2983	2023	2983						
	163	1160	1.5 (II)	10.85	1825	3093	2023	3093						
	144	1310	1.5 (II)	12.23	1814	3176	2023	3176						
	116	1631	2.1 (III)	15.30	1786	3383	2023	3383						
	101	1868	1.8 (II)	17.45	1761	3479	2023	3479						
	85	2236	1.6 (II)	20.87	1714	3617	2023	3617						
	72	2622	1.4 (II)	24.53	1653	3724	2023	3724						
	64	2961	1.2 (I)	27.65	1590	3802	2023	3802						
	56	3362	1.1 (I)	31.45	1502	3877	2023	3877						
	51	3724	1.0 (I)	34.81	1406	3910	2023	3910						
	142	1335	3.4 (III)	12.51	1817	3222	2023	3222				SK 9016.1 - 100 LP/4	130.1	E100
	116	1631	2.8 (III)	15.10	1795	3383	2023	3383						
	101	1868	2.6 (III)	17.45	1774	3479	2023	3479						
	86	2191	2.3 (III)	20.51	1745	3590	2023	3590						
	76	2474	1.9 (II)	23.11	1718	3671	2023	3671						
	67	2809	1.9 (II)	26.29	1684	3751	2023	3751						
	58	3251	1.6 (II)	30.52	1637	3838	2023	3838						
	51	3724	1.4 (II)	34.81	1584	3910	2023	3910						
43	4366	1.2 (I)	40.92	1506	3981	2023	3981							
38	4931	1.1 (I)	46.11	1433	4025	2023	4025							
34	5599	1.0 (I)	52.44	1339	4058	2023	4058							
201	939	4.5 (III)	8.78	1402	2381	2698	1747	SK 9022.1 - 100 LP/4	145.5	E104				
159	1186	3.9 (III)	11.13	1486	2527	2698	1846							
141	1339	3.6 (III)	12.51	1529	2603	2698	1897							
121	1557	3.3 (III)	14.56	1582	2697	2698	1961							
109	1740	3.2 (III)	16.30	1620	2698	2698	2008							
101	1872	3.4 (III)	17.52	1645	2698	2698	2038							
89	2128	3.2 (III)	19.93	1719	2698	2698	2121							
79	2401	2.9 (III)	22.41	1760	2698	2698	2172							
72	2626	2.9 (III)	24.56	1778	2698	2698	2198							
68	2792	2.7 (III)	26.07	1808	2698	2698	2234							
61	3121	2.4 (III)	29.20	1842	2698	2698	2277							
56	3357	2.2 (III)	31.38	1862	2698	2698	2304							
53	3555	2.1 (III)	33.26	1862	2698	2698	2309							
45	4241	1.8 (II)	39.77	1888	2698	2698	2382							
40	4786	1.6 (II)	44.71	1774	2698	2698	2416							
36	5233	1.5 (II)	49.01	1663	2698	2698	2416							
34	5566	1.4 (II)	52.02	1568	2698	2678	2450							
30	6221	1.2 (I)	58.25	634	2698	2552	2468							
27	7100	1.1 (I)	66.42	0	2698	2349	2480							
22	8423	0.9 (0)	78.89	0	2698	1846	2478							
71	2677	5.0 (III)	25.03	1965	3260	3372	2458				SK 9032.1 - 100 LP/4	189.6	E108	
60	3170	4.2 (III)	29.66	2041	3260	3372	2551							
50	3808	3.6 (III)	35.61	2108	3260	3372	2638							
46	4069	3.4 (III)	38.05	2139	3260	3372	2676							

Helical Bevel Gear Units




3.00 hp

P_1 [hp]	n_2 [rpm]	M_2 [lb-in]	f_B (AGMA Class)	i_{ges}	F_R [lb]	F_A [lb]	$F_{R VL}$ [lb]	$F_{A VL}$ [lb]	Unit Type		
3.00	44	4312	3.2 (III)	40.36	2160	3260	3372	2704	SK 9032.1 - 100 LP/4	189.6	E108
	37	5093	2.7 (III)	47.70	2215	3260	3372	2780			
	35	5335	2.6 (III)	49.94	2221	3260	3372	2791			
	30	6319	2.2 (III)	59.17	2273	3260	3372	2867			
	28	6848	2.0 (III)	64.08	2243	3260	3372	2884			
	23	8110	1.7 (II)	75.91	2069	3260	3372	2945			
	21	8991	1.5 (II)	84.17	1934	3260	3372	2967			
	19	10007	1.4 (II)	93.50	1758	3260	3372	2967			
	16	11851	1.2 (I)	110.77	1439	3260	3276	2991			
11	16977	0.8 (0)	158.74	0	3260	2496	2882				
37	5086	4.9 (III)	47.67	4039	8992	6295	4475	SK 9042.1 - 100 LP/4	293.2	E112	
32	5947	4.2 (III)	55.69	3993	8992	6295	4630				
28	6752	3.7 (III)	63.25	3942	8992	6295	4735				
26	7319	3.4 (III)	68.61	3916	8992	6295	4833				
23	8128	3.0 (III)	76.18	3868	8992	6295	4932				
20	9241	2.7 (III)	86.43	3799	8992	6295	5049				
19	10209	2.4 (III)	95.56	3736	8992	6285	5136				
15	12585	1.7 (II)	117.79	3570	8992	6076	5304				
13	14193	1.7 (II)	132.79	3433	8992	5904	5347				
11	17084	1.5 (II)	159.94	3205	8992	5646	5496				
9.1	20840	1.2 (I)	195.12	2824	8992	5214	5512				
7.5	25085	1.0 (I)	235.01	2363	8992	4755	5598				
10	18381	1.3 (I)	172.08	3087	8992	5513	5530	SK 9043.1 - 100 LP/4	326.3	E114	
8.7	21806	1.1 (I)	204.38	2743	8992	5141	5584				
6.3	29801	0.8 (0)	279.60	1703	8992	4143	5569				
20	9413	4.5 (III)	88.17	8543	10116	8543	10116	SK 9052.1 - 100 LP/4	458.6	E116	
17	10950	3.9 (III)	102.40	8543	10116	8543	10116				
15	12820	3.3 (III)	120.03	8543	10116	8543	10116				
12	15521	2.1 (III)	145.16	8541	10116	8543	10116				
10	18099	2.3 (III)	169.24	8438	10116	8543	10116				
8.9	21190	2.0 (III)	198.38	8291	10116	8543	10116				
7.2	26424	1.6 (II)	247.06	7981	10116	8543	10116				
6.1	30938	1.4 (II)	289.61	7645	10116	8543	10116				
11	17628	2.4 (III)	164.99	8458	10116	8543	10116	SK 9053.1 - 100 LP/4	498.2	E118	
7.7	24461	1.7 (II)	229.07	8107	10116	8543	10116				
6.7	28270	1.5 (II)	265.11	7852	10116	8543	10116				
5.1	37265	1.1 (I)	348.91	7051	10116	8543	10116				
13	14597	4.1 (III)	136.88	13440	11240	14837	11105	SK 9072.1 - 100 LP/4	767.2	E120	
8.6	22110	3.4 (III)	206.84	13304	11240	14837	11240				
7.2	26230	2.9 (III)	245.76	13205	11240	14837	11240				
5.7	32532	2.3 (III)	311.10	13018	11240	14837	11240	SK 9072.1/32 - 100 LP/4	842.2	E130	
4.6	40364	1.9 (II)	385.88	12725	11240	14837	11240				
3.8	49404	1.5 (II)	473.22	12296	11240	14837	11240				
3.0	62538	1.2 (I)	598.27	11479	11240	14837	11240				
2.3	80273	0.9 (0)	767.55	9914	11240	14837	11240				
13	14090	3.9 (III)	134.14	13447	11240	14837	10516	SK 9072.1/42 - 100 LP/4	879.6	E130	
11	16477	3.4 (III)	156.70	13411	11240	14837	10938				
9.0	20594	3.2 (III)	196.12	13336	11240	14837	11240				
6.6	28266	2.7 (III)	269.39	13149	11240	14837	11240				


Helical Bevel
Gear Units

3.00 hp 4.00 hp



P ₁ [hp]	n ₂ [rpm]	M ₂ [lb-in]	f _B (AGMA Class)	i _{ges}	F _R [lb]	F _A	F _{R VL} [lb]	F _{A VL}	Unit Type	lb	inch E
3.00	6.2	30007	3.8 (III)	285.05	14940	13489	21357	13489	SK 9082.1/42 - 100 LP/4	1452.8	E130
	4.7	39866	2.9 (III)	379.59	14575	13489	21357	13489			
	4.0	46618	2.5 (III)	443.41	14306	13489	21357	13489			
	2.9	63254	1.8 (II)	603.37	13574	13489	21357	13489			
	2.5	73967	1.6 (II)	704.48	13050	13489	21357	13489			
	2.1	88693	1.3 (I)	845.38	12257	13489	21357	13489			
	1.7	106797	1.1 (I)	1017.77	11155	13489	21357	13489			
7.2	25856	4.5 (III)	245.62	15086	13489	21357	13489	SK 9082.1/52 - 100 LP/4	1508	E131	
4.7	39811	4.4 (III)	378.14	24471	14613	26977	14613	SK 9086.1/52 - 100 LP/4	2059.1	E131	
	4.1	45632	3.9 (III)	433.35	24236	14613	26977				14613
	2.8	65429	2.7 (III)	623.16	23397	14613	26977				14613
	2.5	74996	2.4 (III)	714.15	22968	14613	26977				14613
	1.9	95449	1.9 (II)	907.88	22006	14613	26977				14613
	1.5	126287	1.4 (II)	1202.18	20425	14613	26977				14613
	1.2	153512	1.2 (I)	1463.40	18895	14613	26977				14613
	1.0	187427	0.9 (I)	1786.05	16792	14613	26977				14613
2.9	63971	4.4 (III)	608.12	22899	15737	35969	15737	SK 9092.1/52 - 100 LP/4	3315.8	E131	
	2.5	74125	3.8 (III)	706.40	22464	15737	35969				15737
	2.1	88756	3.2 (III)	846.40	21814	15737	35969				15737
	1.6	117431	2.4 (III)	1120.00	20448	15737	35548				15737
	1.2	149458	1.9 (II)	1424.80	18778	15737	33534				15737
	1.0	188332	1.5 (II)	1795.36	16525	15737	30926				15737
0.8	221817	1.3 (I)	2116.80	14361	15737	28531	15737				
1.8	104613	4.2 (III)	979.31	37097	22481			SK 9096.1/62 - 100 LP/4	4175.6	E132	
	1.5	124472	3.6 (III)	1165.22	36483	22481					
	1.3	144623	3.1 (III)	1353.86	35839	22481					
	1.1	173445	2.6 (III)	1623.67	34880	22481					
1.0	186137	2.4 (III)	1774.21	34395	22481			SK 9096.1/63 - 100 LP/4	4195.4	E132	
	0.9	215291	2.1 (III)	2052.10	33415	22481					
	0.8	243006	1.8 (II)	2316.27	32326	22481					
	0.7	281067	1.6 (II)	2679.06	30920	22481					
	0.6	336782	1.3 (I)	3210.12	28616	22481					
	0.5	387388	1.1 (I)	3692.48	26257	22481					
0.4	465961	0.9 (I)	4441.42	22391	22481						
4.00	218	1155	1.4 (II)	8.09	1826	2806	2023	2806	SK 9012.1 - 100 AP/4	127.9	E96
	191	1323	1.3 (I)	9.23	1813	2887	2023	2887			
	163	1551	1.1 (I)	10.85	1794	2980	2023	2980			
	144	1752	1.1 (I)	12.23	1774	3049	2023	3049			
	116	2181	1.5 (II)	15.30	1721	3244	2023	3244			
	101	2498	1.3 (I)	17.45	1674	3319	2023	3319			
	84	2990	1.2 (I)	20.87	1584	3430	2023	3430			
	72	3506	1.0 (I)	24.53	1466	3504	2023	3504			
	64	3960	0.9 (I)	27.65	1306	3553	2023	3553			
141	1785	2.6 (III)	12.51	1777	3103	2023	3103	SK 9016.1 - 100 AP/4	130.1	E100	
	116	2181	2.1 (III)	15.10	1746	3244	2023				3244
	101	2498	1.9 (II)	17.45	1715	3319	2023				3319
	86	2929	1.8 (II)	20.51	1672	3402	2023				3402
	76	3308	1.4 (II)	23.11	1631	3458	2023				3458
	67	3756	1.4 (II)	26.29	1580	3510	2023				3510
	58	4348	1.2 (I)	30.52	1509	3557	2023				3557
	51	4979	1.1 (I)	34.81	1426	3589	2023				3589
	43	5838	0.9 (I)	40.92	1140	3605	2023				3605
	38	6594	0.8 (I)	46.11	0	3599	2023				3599

Helical Bevel Gear Units




4.00 hp

P ₁ [hp]	n ₂ [rpm]	M ₂ [lb-in]	f _B (AGMA Class)	i _{ges}	F _R [lb]	F _A	F _{R VL} [lb]	F _{A VL}	Unit Type	lb	inch E
4.00	201	1256	3.4 (III)	8.78	1349	2298	2698	1699	SK 9022.1 - 100 AP/4	145.5	E104
	159	1586	2.9 (III)	11.13	1418	2422	2698	1786			
	141	1790	2.7 (III)	12.51	1452	2484	2698	1830			
	121	2082	2.5 (III)	14.56	1493	2558	2698	1882			
	108	2327	2.4 (III)	16.30	1521	2610	2698	1919			
	101	2503	2.5 (III)	17.52	1538	2642	2698	1942			
	89	2845	2.4 (III)	19.93	1607	2698	2698	2023			
	79	3210	2.2 (III)	22.41	1634	2698	2698	2061			
	72	3511	2.2 (III)	24.56	1637	2698	2698	2073			
	68	3734	2.0 (III)	26.07	1662	2698	2698	2104			
	60	4173	1.8 (II)	29.20	1678	2698	2698	2132			
	56	4489	1.6 (II)	31.38	1685	2698	2698	2148			
	53	4753	1.6 (II)	33.26	1670	2698	2698	2140			
	44	5671	1.3 (I)	39.77	1531	2698	2659	2185			
	39	6399	1.2 (I)	44.71	0	2698	2515	2193			
	36	6998	1.1 (I)	49.01	0	2698	2375	2165			
	34	7443	1.0 (I)	52.02	0	2698	2257	2190			
	30	8319	0.9 (I)	58.25	0	2698	1980	2178			
	27	9494	0.8 (I)	66.42	0	2698	0	2149			
139	1811	4.9 (III)	12.68	1583	2731	3372	2024	SK 9032.1 - 100 AP/4	189.6	E108	
	87	2893	4.6 (III)	20.23	1786	3091	3372				2270
	74	3416	4.0 (III)	23.91	1842	3196	3372				2344
	70	3579	3.7 (III)	25.03	1851	3215	3372				2358
	59	4239	3.1 (III)	29.66	1908	3260	3372				2434
	50	5092	2.7 (III)	35.61	1945	3260	3372				2495
	46	5441	2.5 (III)	38.05	1968	3260	3372				2526
	44	5766	2.4 (III)	40.36	1978	3260	3372				2545
	37	6809	2.0 (III)	47.70	2001	3260	3372				2591
	35	7134	1.9 (II)	49.94	1992	3260	3372				2590
	30	8449	1.6 (II)	59.17	2007	3260	3372				2632
	28	9157	1.5 (II)	64.08	1898	3260	3372				2626
	23	10844	1.3 (I)	75.91	1624	3260	3372				2642
	21	12021	1.1 (I)	84.17	1406	3260	3253				2632
19	13380	1.0 (I)	93.50	0	3260	3045	2588				
16	15846	0.9 (I)	110.77	0	3260	2694	2548				
44	5793	4.3 (III)	40.54	4001	8992	6295	4178	SK 9042.1 - 100 AP/4	293.2	E112	
	37	6800	3.6 (III)	47.67	3946	8992	6295				4314
	32	7952	3.1 (III)	55.69	3879	8992	6295				4442
	28	9028	2.7 (III)	63.25	3803	8992	6295				4514
	26	9787	2.5 (III)	68.61	3764	8992	6295				4600
	23	10867	2.3 (III)	76.18	3692	8992	6228				4673
	20	12356	2.0 (III)	86.43	3587	8992	6097				4754
	18	13650	1.8 (II)	95.56	3490	8992	5979				4810
	15	16828	1.3 (I)	117.79	3228	8992	5672				4901
	13	18977	1.3 (I)	132.79	3011	8992	5418				4878
	11	22843	1.1 (I)	159.94	2628	8992	5022				4948
9.0	27866	0.9 (I)	195.12	1965	8992	4355	4822				
8.6	29156	0.8 (I)	204.38	1803	8992	4230	4883	SK 9043.1 - 100 AP/4	326.3	E114	
28	8920	4.8 (III)	62.42	8543	10116	8543	10116	SK 9052.1 - 100 AP/4	458.6	E116	
	24	10309	4.1 (III)	72.24	8543	10116	8543				10116
	20	12587	3.4 (III)	88.17	8543	10116	8543				10116
	17	14641	2.9 (III)	102.40	8543	10116	8543				10116
	15	17142	2.5 (III)	120.03	8478	10116	8543				10116
	12	20753	1.5 (II)	145.16	8313	10116	8543				10116
	10	24200	1.8 (II)	169.24	8122	10116	8543				10116
	8.9	28334	1.5 (II)	198.38	7847	10116	8543				10116
	7.1	35332	1.2 (I)	247.06	7249	10116	8543				10116
6.1	41367	1.0 (I)	289.61	6571	10116	8543	10116				


Helical Bevel Gear Units

4.00 hp



P_1 [hp]	n_2 [rpm]	M_2 [lb-in]	f_B (AGMA Class)	i_{ges}	F_R [lb]	F_A [lb]	$F_{R VL}$ [lb]	$F_{A VL}$ [lb]	Unit Type	lb	inch E
4.00	11	23570	1.8 (II)	164.99	8160	10116	8543	10116	SK 9053.1 - 100 AP/4	498.2	E118
	7.7	32707	1.3 (I)	229.07	7495	10116	8543	10116			
	6.7	37800	1.1 (I)	265.11	6993	10116	8543	10116			
	5.1	49827	0.9 (0)	348.91	5250	10116	8543	10116			
	16	15726	4.8 (III)	110.18	13423	11240	14837	10391	SK 9072.1 - 100 AP/4	767.2	E120
	13	19518	3.0 (III)	136.88	13357	11240	14837	10850			
	8.5	29563	2.5 (III)	206.84	13111	11240	14837	11240			
	7.2	35072	2.1 (III)	245.76	12930	11240	14837	11240			
	5.7	43697	1.7 (II)	311.10	12578	11240	14837	11240	SK 9072.1/32 - 100 AP/4	842.2	E130
	4.6	54217	1.4 (II)	385.88	12025	11240	14837	11240			
	3.7	66359	1.1 (I)	473.22	11192	11240	14837	11240			
	3.0	84001	0.9 (0)	598.27	9497	11240	14837	11240			
	13	18926	2.9 (III)	134.14	13369	11240	14837	10291	SK 9072.1/42 - 100 AP/4	879.6	E130
	11	22131	2.6 (III)	156.70	13303	11240	14837	10674			
	9.0	27662	2.4 (III)	196.12	13166	11240	14837	11219			
	6.6	37967	2.0 (III)	269.39	12822	11240	14837	11240			
	6.2	40305	2.9 (III)	285.05	14558	13489	21357	13489	SK 9082.1/42 - 100 AP/4	1452.8	E130
	4.6	53548	2.1 (III)	379.59	14013	13489	21357	13489			
	4.0	62617	1.8 (II)	443.41	13604	13489	21357	13489			
	2.9	84963	1.4 (II)	603.37	12466	13489	21357	13489			
	2.5	99352	1.2 (I)	704.48	11626	13489	21357	13489			
	2.1	119132	1.0 (I)	845.38	10316	13489	21357	13489			
	1.7	143449	0.8 (0)	1017.77	8411	13489	21357	13489			
	9.7	25693	4.5 (III)	182.09	15091	13489	21357	13489	SK 9082.1/52 - 100 AP/4	1508	E131
	7.2	34730	3.3 (III)	245.62	14769	13489	21357	13489			
	6.5	38308	4.6 (III)	270.47	24531	14613	26977	14613	SK 9086.1/52 - 100 AP/4	2059.1	E131
	4.7	53474	3.3 (III)	378.14	23910	14613	26977	14613			
	4.1	61293	2.9 (III)	433.35	23577	14613	26977	14613			
	2.8	87884	2.0 (III)	623.16	22369	14613	26977	14613			
	2.5	100734	1.8 (II)	714.15	21746	14613	26977	14613			
	1.9	128207	1.4 (II)	907.88	20321	14613	26977	14613			
	1.5	169628	1.0 (I)	1202.18	17923	14613	26977	14613			
	1.2	206197	0.9 (0)	1463.40	15527	14613	26977	14613			
	4.0	62310	4.5 (III)	441.46	22969	15737	35969	15737	SK 9092.1/52 - 100 AP/4	3315.8	E131
	2.9	85926	3.3 (III)	608.12	21942	15737	35969	15737			
	2.5	99564	2.8 (III)	706.40	21313	15737	35969	15737			
	2.1	119217	2.4 (III)	846.40	20359	15737	35439	15737			
	1.6	157733	1.8 (II)	1120.00	18319	15737	32994	15737			
	1.2	200751	1.4 (II)	1424.80	15747	15737	30054	15737			
	1.0	252967	1.1 (I)	1795.36	12138	15737	26168	15737			
	0.8	297943	1.0 (I)	2116.80	8484	15737	22511	15737			
	2.5	100384	4.4 (III)	702.80	37225	22481			SK 9096.1/62 - 100 AP/4	4175.6	E132
	2.2	116634	3.8 (III)	816.57	36727	22481					
	1.8	139879	3.2 (III)	979.31	35993	22481					
	1.5	166433	2.7 (III)	1165.22	35117	22481					
	1.3	193376	2.3 (III)	1353.86	34193	22481					
	1.1	231915	1.9 (II)	1623.67	32808	22481					
	1.0	250019	1.8 (II)	1774.21	32059	22481			SK 9096.1/63 - 100 AP/4	4195.4	E132
	0.9	289178	1.5 (II)	2052.10	30596	22481					
	0.8	326405	1.4 (II)	2316.27	28971	22481					
	0.7	377529	1.2 (I)	2679.06	26813	22481					
	0.5	452364	1.0 (I)	3210.12	23213	22481					
	0.5	520338	0.9 (0)	3692.48	19442	22481					

Helical Bevel
Gear Units






5.00 hp


P ₁ [hp]	n ₂ [rpm]	M ₂ [lb-in]	f _B (AGMA Class)	i _{ges}	F _R [lb]	F _A	F _{R VL} [lb]	F _{A VL}	Unit Type	lb	inch E
5.00	217	1452	1.1 (I)	8.09	1803	2724	2023	2724	SK 9012.1 - 112 MP/4	144.4	E96
	189	1663	1.0 (I)	9.23	1783	2792	2023	2792			
	162	1950	0.9 (I)	10.85	1751	2868	2023	2868			
	143	2203	0.9 (I)	12.23	1718	2922	2023	2922			
	115	2742	1.2 (I)	15.30	1632	3105	2023	3105			
	100	3140	1.1 (I)	17.45	1553	3160	2023	3160			
	84	3759	0.9 (I)	20.87	1396	3243	2023	3243			
	72	4407	0.8 (I)	24.53	875	3284	2023	3284			
	140	2243	2.1 (III)	12.51	1734	2985	2023	2985	SK 9016.1 - 112 MP/4	146.6	E100
	115	2742	1.7 (II)	15.10	1691	3105	2023	3105			
	100	3140	1.5 (II)	17.45	1649	3160	2023	3160			
	86	3682	1.4 (II)	20.51	1589	3214	2023	3214			
	76	4159	1.1 (I)	23.11	1532	3245	2023	3245			
	67	4722	1.1 (I)	26.29	1461	3267	2023	3267			
	58	5465	1.0 (I)	30.52	1358	3276	2023	3276			
	50	6259	0.8 (I)	34.81	439	3265	2023	3265			
	200	1579	2.7 (III)	8.78	1296	2216	2698	1653	SK 9022.1 - 112 MP/4	162	E104
	158	1994	2.3 (III)	11.13	1351	2317	2698	1727			
	140	2250	2.1 (III)	12.51	1376	2365	2698	1762			
	120	2617	2.0 (III)	14.56	1404	2420	2698	1803			
	108	2925	1.9 (II)	16.30	1421	2454	2698	1831			
	100	3147	2.0 (III)	17.52	1430	2474	2698	1847			
	88	3576	1.9 (II)	19.93	1496	2592	2698	1925			
	78	4036	1.7 (II)	22.41	1508	2622	2698	1950			
	71	4413	1.7 (II)	24.56	1495	2608	2698	1948			
	67	4694	1.6 (II)	26.07	1515	2647	2698	1975			
	60	5247	1.5 (II)	29.20	1513	2655	2698	1987			
	56	5643	1.3 (I)	31.38	1508	2654	2664	1992			
	53	5975	1.3 (I)	33.26	1138	2610	2602	1969			
	44	7129	1.1 (I)	39.77	0	2617	2342	1986			
	39	8044	0.9 (I)	44.71	0	2572	2074	1969			
	36	8797	0.9 (I)	49.01	0	2464	1224	1912			
34	9356	0.8 (I)	52.02	0	2484	0	1929				
	163	1928	4.1 (III)	10.73	1470	2525	3372	1903	SK 9032.1 - 112 MP/4	206.1	E108
	138	2277	3.9 (III)	12.68	1520	2632	3372	1969			
	130	2432	4.9 (III)	13.49	1574	2722	3372	2026			
	109	2880	4.3 (III)	16.04	1630	2826	3372	2100			
	103	3070	4.2 (III)	17.08	1644	2853	3372	2121			
	87	3636	3.7 (III)	20.23	1696	2950	3372	2191			
	73	4295	3.2 (III)	23.91	1735	3029	3372	2250			
	70	4499	3.0 (III)	25.03	1738	3036	3372	2258			
	59	5328	2.5 (III)	29.66	1774	3112	3372	2317			
	49	6402	2.1 (III)	35.61	1782	3144	3372	2352			
	46	6839	2.0 (III)	38.05	1795	3173	3372	2375			
	43	7248	1.9 (II)	40.36	1796	3180	3372	2384			
	37	8560	1.6 (II)	47.70	1784	3182	3372	2401			
	35	8968	1.5 (II)	49.94	1763	3153	3372	2388			
	30	10621	1.3 (I)	59.17	1664	3136	3372	2395			
	27	11511	1.2 (I)	64.08	1490	3069	3308	2365			
	23	13633	1.0 (I)	75.91	0	2991	3025	2337			
21	15112	0.9 (I)	84.17	0	2896	2806	2293				
19	16820	0.8 (I)	93.50	0	2723	2521	2205				
	63	5015	4.9 (III)	27.91	4042	8771	6295	3758	SK 9042.1 - 112 MP/4	309.7	E112
	55	5694	4.4 (III)	31.70	4001	8992	6295	3841			
	51	6172	4.0 (III)	34.39	3981	8992	6295	3919			
	43	7283	3.4 (III)	40.54	3918	8992	6295	4043			

Helical Bevel Gear Units

5.00 hp



P_1 [hp]	n_2 [rpm]	M_2 [lb-in]	f_B (AGMA Class)	i_{ges}	F_R [lb]	F_A	$F_{R VL}$ [lb]	$F_{A VL}$	Unit Type		
5.00	37	8549	2.9 (III)	47.67	3842	8992	6295	4154	SK 9042.1 - 112 MP/4	309.7	E112
	32	9996	2.5 (III)	55.69	3750	8992	6295	4254			
	28	11350	2.2 (III)	63.25	3647	8992	6167	4293			
	26	12303	2.0 (III)	68.61	3590	8992	6102	4367			
	23	13662	1.8 (II)	76.18	3489	8992	5978	4414			
	20	15533	1.6 (II)	86.43	3339	8992	5800	4458			
	18	17160	1.4 (II)	95.56	3198	8992	5638	4482			
	15	21154	1.0 (I)	117.79	2812	8992	5214	4495			
	13	23857	1.0 (I)	132.79	2488	8992	4862	4405			
11	28717	0.9 (I)	159.94	1869	8992	4289	4394				
10	30898	0.8 (I)	172.08	1524	8992	3990	4343	SK 9043.1 - 112 MP/4	342.8	E114	
32	9795	4.3 (III)	54.56	8543	10116	8543	10116	SK 9052.1 - 112 MP/4	475.1	E116	
28	11214	3.8 (III)	62.42	8543	10116	8543	10116				
24	12960	3.3 (III)	72.24	8543	10116	8543	10116				
20	15823	2.7 (III)	88.17	8530	10116	8543	10116				
17	18406	2.3 (III)	102.40	8424	10116	8543	10116				
15	21549	2.0 (III)	120.03	8272	10116	8543	10116				
12	26090	1.2 (I)	145.16	8003	10116	8543	10116				
10	30422	1.4 (II)	169.24	7687	10116	8543	10116				
8.8	35619	1.2 (I)	198.38	7221	10116	8543	10116				
7.1	44417	1.0 (I)	247.06	6155	10116	8543	10116				
6.1	52004	0.8 (I)	289.61	4803	10116	8543	10116				
11	29630	1.4 (II)	164.99	7749	10116	8543	10116	SK 9053.1 - 112 MP/4	514.8	E118	
7.7	41117	1.0 (I)	229.07	6603	10116	8543	10116				
6.6	47519	0.9 (I)	265.11	5667	10116	8543	10116				
19	16421	4.6 (III)	91.47	13412	11240	14837	9771	SK 9072.1 - 112 MP/4	783.7	E120	
16	19769	3.8 (III)	110.18	13352	11240	14837	10214				
13	24536	2.4 (III)	136.88	13248	11240	14837	10601				
8.5	37164	2.0 (III)	206.84	12853	11240	14837	11240				
7.1	44090	1.7 (II)	245.76	12560	11240	14837	11240				
5.7	55082	1.4 (II)	311.10	11973	11240	14837	11240	SK 9072.1/32 - 112 MP/4	858.7	E130	
4.6	68343	1.1 (I)	385.88	11033	11240	14837	11240				
3.7	83648	0.9 (I)	473.22	9538	11240	14837	11240				
13	23857	2.3 (III)	134.14	13264	11240	14837	10071	SK 9072.1/42 - 112 MP/4	896.2	E130	
11	27898	2.0 (III)	156.70	13159	11240	14837	10414				
8.9	34869	1.9 (II)	196.12	12938	11240	14837	10891				
6.5	47859	1.6 (II)	269.39	12377	11240	14837	11240				
6.1	50806	2.3 (III)	285.05	14131	13489	21357	13489	SK 9082.1/42 - 112 MP/4	1469.4	E130	
4.6	67500	1.7 (II)	379.59	13371	13489	21357	13489				
3.9	78931	1.5 (II)	443.41	12792	13489	21357	13489				
2.9	107099	1.1 (I)	603.37	11136	13489	21357	13489				
2.5	125237	0.9 (I)	704.48	9871	13489	21357	13489				
14	21963	4.8 (III)	123.13	15215	13489	21357	13489				
12	25997	4.4 (III)	146.19	15080	13489	21357	13489	SK 9082.1/52 - 112 MP/4	1524.5	E131	
9.6	32387	3.6 (III)	182.09	14855	13489	21357	13489				
7.1	43778	2.6 (III)	245.62	14421	13489	21357	13489				
7.4	41983	4.2 (III)	235.93	24384	14613	26977	14613				SK 9086.1/52 - 112 MP/4
6.5	48289	3.7 (III)	270.47	24127	14613	26977	14613				
4.6	67407	2.6 (III)	378.14	23310	14613	26977	14613				
4.0	77263	2.3 (III)	433.35	22864	14613	26977	14613				






5.00 hp
7.50 hp

P_1 [hp]	n_2 [rpm]	M_2 [lb-in]	f_B (AGMA Class)	i_{ges}	F_R [lb]	F_A [lb]	F_{RVL} [lb]	F_{AVL} [lb]	Unit Type	lb	inch E	
5.00	2.8	110781	1.6 (II)	623.16	21240	14613	26977	14613	SK 9086.1/52 - 112 MP/4	2075.7	E131	
	2.5	126979	1.4 (II)	714.15	20387	14613	26977	14613				
	1.9	161610	1.1 (I)	907.88	18412	14613	26977	14613				
	1.5	213822	0.8 (I)	1202.18	14991	14613	26977	14613				
	4.5	68608	4.1 (III)	385.67	22703	15737	35969	15737	SK 9092.1/52 - 112 MP/4	3332.3	E131	
		4.0	78544	3.6 (III)	441.46	22271	15737	35969				15737
		2.9	108313	2.6 (III)	608.12	20896	15737	35969				15737
		2.5	125505	2.3 (III)	706.40	20042	15737	35053				15737
		2.1	150278	1.9 (II)	846.40	18733	15737	33481				15737
		1.6	198829	1.4 (II)	1120.00	15869	15737	30190				15737
		1.2	253055	1.1 (I)	1424.80	12132	15737	26161				15737
		1.0	318875	0.9 (I)	1795.36	6558	15737	20702				15737
	3.3	96662	4.6 (III)	538.33	37337	22481	SK 9096.1/62 - 112 MP/4	4192.1	E132			
		2.9	109106	4.1 (III)	607.63	36930				22481		
		2.5	126195	3.5 (III)	702.80	36428				22481		
		2.1	146624	3.0 (III)	816.57	35774				22481		
		1.8	175845	2.5 (III)	979.31	34798				22481		
		1.5	209227	2.1 (III)	1165.22	33633				22481		
		1.3	243098	1.8 (II)	1353.86	32388				22481		
		1.1	291546	1.5 (II)	1623.67	30501				22481		
1.0	315159	1.4 (II)	1774.21	29449	22481	SK 9096.1/63 - 112 MP/4	4211.9	E132				
	0.9	364521	1.2 (I)	2052.10	27400				22481			
	0.8	411446	1.1 (I)	2316.27	25118				22481			
	0.7	475890	0.9 (I)	2679.06	21999				22481			
7.50	208	2271	3.4 (III)	8.48	1286	2082	3372	1710	SK 9032.1 - 132 SP/4	249.1	E108	
	165	2867	2.8 (III)	10.73	1331	2230	3372	1779				
	140	3386	2.6 (III)	12.68	1356	2335	3372	1823				
	131	3617	3.3 (III)	13.49	1416	2474	3372	1886				
	110	4283	2.9 (III)	16.04	1447	2537	3372	1937				
	104	4567	2.8 (III)	17.08	1446	2541	3372	1945				
	87	5408	2.5 (III)	20.23	1465	2587	3372	1986				
	74	6387	2.1 (III)	23.91	1464	2600	3372	2009				
	71	6691	2.0 (III)	25.03	1450	2582	3372	2003				
	60	7925	1.7 (II)	29.66	1439	2583	3372	2020				
	50	9521	1.4 (II)	35.61	1375	2501	3372	1990				
	46	10172	1.3 (I)	38.05	1366	2496	3372	1994				
	44	10780	1.3 (I)	40.36	1341	2463	3372	1981				
	37	12731	1.1 (I)	47.70	1248	2337	3154	1926				
	35	13338	1.0 (I)	49.94	0	2255	3051	1884				
	30	15796	0.9 (I)	59.17	0	2089	2702	1808				
28	17120	0.8 (I)	64.08	0	1920	2473	1720					
173	2738	4.8 (III)	10.21	4143	6584	6295	2840	SK 9042.1 - 132 SP/4	352.7	E112		
	155	3053	4.3 (III)	11.40	4127	6763	6295				2910	
	132	3584	4.9 (III)	13.40	4101	7029	6295				3013	
	113	4191	4.2 (III)	15.66	4069	7290	6295				3111	
	97	4873	4.4 (III)	18.20	4050	7625	6295				3254	
	87	5434	4.2 (III)	20.32	4020	7814	6295				3324	
	74	6379	3.7 (III)	23.89	3969	8091	6295				3423	
	63	7459	3.3 (III)	27.91	3908	8357	6295				3513	
	56	8408	2.3 (III)	31.48	3851	8555	6295				3576	
	56	8469	2.9 (III)	31.70	3839	8527	6295				3555	
	51	9180	2.7 (III)	34.39	3803	8696	6295				3619	
	44	10832	2.3 (III)	40.54	3694	8950	6231				3689	
	37	12714	1.9 (II)	47.67	3560	8992	6065				3741	


Helical Bevel
Gear Units

7.50 hp



P_1 [hp]	n_2 [rpm]	M_2 [lb-in]	f_B (AGMA Class)	i_{ges}	F_R [lb]	F_A	$F_{R VL}$ [lb]	$F_{A VL}$	Unit Type		 inch
7.50	32	14867	1.7 (II)	55.69	3393	8992	5864	3772	SK 9042.1 - 132 SP/4	352.7	E112
	28	16880	1.5 (III)	63.25	3206	8992	5638	3731			
	26	18298	1.4 (III)	68.61	3095	8992	5522	3776			
	23	20319	1.2 (I)	76.18	2898	8992	5306	3758			
	20	23102	1.1 (I)	86.43	2599	8992	4992	3714			
	19	25522	1.0 (I)	95.56	2308	8992	4701	3661			
	49	9670	4.4 (III)	36.21	8543	10116	8543	8940	SK 9052.1 - 132 SP/4	518.1	E116
	45	10614	4.0 (III)	39.72	8543	10116	8543	9154			
	39	12019	3.5 (III)	44.96	8543	10116	8543	9442			
	32	14568	2.9 (III)	54.56	8543	10116	8543	9895			
	28	16678	2.5 (III)	62.42	8497	10116	8543	10116			
	25	19275	2.2 (III)	72.24	8385	10116	8543	10116			
	20	23533	1.8 (II)	88.17	8162	10116	8543	10116			
	17	27374	1.6 (II)	102.40	7916	10116	8543	10116			
	15	32050	1.3 (I)	120.03	7552	10116	8543	10116			
	10	45247	0.9 (I)	169.24	6031	10116	8543	10116			
	8.9	52976	0.8 (I)	198.38	4583	10116	8543	10116			
	30	15605	4.8 (III)	58.44	13425	11240	14837	8458	SK 9072.1 - 132 SP/4	826.7	E120
	25	18716	4.0 (III)	70.22	13373	11240	14837	8824			
	22	21259	3.5 (III)	79.69	13322	11240	14837	9080			
	19	24423	3.1 (III)	91.47	13250	11240	14837	9357			
	16	29403	2.6 (III)	110.18	13116	11240	14837	9719			
	13	36493	1.6 (II)	136.88	12878	11240	14837	9928			
	11	42046	1.8 (II)	157.27	12653	11240	14837	10312			
	9.5	49881	1.5 (II)	186.86	12271	11240	14837	10641			
	8.6	55274	1.4 (II)	206.84	11961	11240	14837	10714			
	7.2	65575	1.1 (I)	245.76	11253	11240	14837	10997			
	5.7	82219	0.9 (I)	311.10	9701	11240	14837	11218	SK 9072.1/32 - 132 SP/4	901.7	E130
	13	35611	1.5 (II)	134.14	12911	11240	14837	9472	SK 9072.1/42 - 132 SP/4	939.2	E130
	11	41642	1.4 (II)	156.70	12670	11240	14837	9718			
	9.0	52048	1.3 (I)	196.12	12151	11240	14837	10026			
	6.6	71438	1.1 (I)	269.39	10770	11240	14837	10337			
	18	25626	4.5 (III)	95.86	15093	13489	21357	13489	SK 9082.1 - 132 SP/4	1399.9	E122
	15	31126	3.7 (III)	116.45	14920	13489	21357	13489			
	14	32725	3.5 (III)	122.46	14843	13489	21357	13489			
	12	39749	2.9 (III)	148.76	14604	13489	21357	13489			
	7.2	65229	1.8 (II)	244.32	13480	13489	21357	13489			
	6.0	79230	1.4 (II)	296.80	12826	13489	21357	13489			
	6.2	75837	1.5 (II)	285.05	12954	13489	21357	13489	SK 9082.1/42 - 132 SP/4	1512.4	E130
	4.7	100754	1.1 (I)	379.59	11539	13489	21357	13489			
	4.0	117817	1.0 (I)	443.41	10409	13489	21357	13489			
	14	32783	3.2 (III)	123.13	14841	13489	21357	13489	SK 9082.1/52 - 132 SP/4	1567.5	E131
	12	38805	3.0 (III)	146.19	14616	13489	21357	13489			
	9.7	48343	2.4 (III)	182.09	14234	13489	21357	13489			
	7.2	65346	1.8 (II)	245.62	13475	13489	21357	13489			
	9.1	51821	3.4 (III)	194.04	23931	14613	26977	14613			
	7.7	61605	2.9 (III)	230.64	23563	14613	26977	14613			

Helical Bevel
Gear Units




7.50 hp
10.0 hp

P ₁ [hp]	n ₂ [rpm]	M ₂ [lb-in]	f _B (AGMA Class)	i _{ges}	F _R [lb]	F _A [lb]	F _{R VL} [lb]	F _{A VL} [lb]	Unit Type	lb	inch E			
7.50	12	38405	4.1 (III)	144.60	24491	14613	26977	14613	SK 9086.1/52 - 132 SP/4	2118.6	E131			
	10	45657	3.9 (III)	171.89	24235	14613	26977	14613						
	7.5	62666	2.8 (III)	235.93	23517	14613	26977	14613						
	6.5	72080	2.5 (III)	270.47	23100	14613	26977	14613						
	4.7	100615	1.8 (II)	378.14	21752	14613	26977	14613						
	4.1	115327	1.5 (II)	433.35	21004	14613	26977	14613						
	2.8	165359	1.1 (I)	623.16	18185	14613	26977	14613						
	2.5	189537	0.9 (I)	714.15	16653	14613	26977	14613						
	6.3	74612	3.8 (III)	280.76	22443	15737	35969	15737				SK 9092.1/52 - 132 SP/4	3375.3	E131
	4.6	102408	2.8 (III)	385.67	21179	15737	35969	15737						
	4.0	117240	2.4 (III)	441.46	20458	15737	35560	15737						
	2.9	161674	1.8 (II)	608.12	18097	15737	32734	15737						
	2.5	187336	1.5 (II)	706.40	16586	15737	30995	15737						
	2.1	224314	1.3 (I)	846.40	14191	15737	28345	15737						
1.6	296785	1.0 (I)	1120.00	8586	15737	22609	15737							
4.8	99065	4.5 (III)	370.95	37265	22481			SK 9096.1/62 - 132 SP/4	4235.1	E132				
4.1	115102	3.8 (III)	431.00	36775	22481									
3.7	126643	3.5 (III)	474.22	36414	22481									
3.3	143765	3.1 (III)	538.33	35867	22481									
2.9	162272	2.7 (III)	607.63	35212	22481									
2.5	187688	2.4 (III)	702.80	34391	22481									
2.2	218072	2.0 (III)	816.57	33314	22481									
1.8	261532	1.7 (II)	979.31	31685	22481									
1.5	311181	1.4 (II)	1165.22	29699	22481									
1.3	361556	1.2 (I)	1353.86	27532	22481									
1.1	433613	1.0 (I)	1623.67	24153	22481									
1.0	470426	0.9 (I)	1774.21	22158	22481			SK 9096.1/63 - 132 SP/4	4254.9	E132				
0.9	544107	0.8 (I)	2052.10	18218	22481									
10.00	208	3036	2.6 (III)	8.48	1178	1879	3372	1615	SK 9032.1 - 132 MP/4	264.6	E108			
	164	3834	2.1 (III)	10.73	1195	1960	3372	1659						
	139	4528	2.0 (III)	12.68	1195	2003	3372	1681						
	130	4836	2.5 (III)	13.49	1262	2159	3372	1750						
	110	5727	2.2 (III)	16.04	1266	2230	3372	1778						
	103	6106	2.1 (III)	17.08	1251	2222	3372	1772						
	87	7232	1.8 (II)	20.23	1236	2226	3372	1785						
	74	8540	1.6 (II)	23.91	1193	2175	3372	1771						
	70	8947	1.5 (II)	25.03	1163	2129	3372	1749						
	59	10596	1.3 (I)	29.66	1102	2054	3372	1723						
	50	12731	1.1 (I)	35.61	965	1856	3138	1629						
	46	13601	1.0 (I)	38.05	0	1816	3030	1614						
	44	14414	1.0 (I)	40.36	0	1743	2911	1578						
	37	17023	0.8 (I)	47.70	0	1486	2509	1450						
	199	3169	3.9 (III)	8.83	4122	6214	6295	2663				SK 9042.1 - 132 MP/4	368.2	E112
	187	3362	3.9 (III)	9.39	4112	6301	6295	2697						
	172	3661	3.6 (III)	10.21	4097	6427	6295	2744						
	154	4083	3.3 (III)	11.40	4075	6588	6295	2803						
	132	4792	3.7 (III)	13.40	4036	6822	6295	2887						
112	5604	3.2 (III)	15.66	3991	7048	6295	2963							
97	6516	3.3 (III)	18.20	3962	7370	6295	3099							
87	7266	3.2 (III)	20.32	3919	7530	6295	3151							
74	8529	2.8 (III)	23.89	3844	7756	6295	3219							


Helical Bevel Gear Units

10.0 hp



P_1 [hp]	n_2 [rpm]	M_2 [lb-in]	f_B (AGMA Class)	i_{ges}	F_R [lb]	F_A	$F_{R VL}$ [lb]	$F_{A VL}$	Unit Type	lb	inch [in]
10.00	63	9973	2.5 (III)	27.91	3752	7964	6295	3274	SK 9042.1 - 132 MP/4	368.2	E112
	56	11242	1.7 (II)	31.48	3666	8112	6195	3307			
	56	11323	2.2 (III)	31.70	3649	8066	6169	3275			
	51	12275	2.0 (III)	34.39	3592	8211	6104	3325			
	44	14484	1.7 (II)	40.54	3424	8377	5901	3341			
	37	17000	1.5 (II)	47.67	3213	8502	5655	3332			
	32	19879	1.2 (I)	55.69	2942	8581	5354	3294			
	28	22571	1.1 (I)	63.25	2636	8502	5015	3171			
	26	24467	1.0 (I)	68.61	2439	8606	4830	3186			
	23	27168	0.9 (I)	76.18	2091	8574	4493	3103			
20	30889	0.8 (I)	86.43	1525	8488	3991	2970				
78	8062	4.7 (III)	22.53	8543	10116	8543	7786	SK 9052.1 - 132 MP/4	533.5	E116	
	76	8347	4.6 (III)	23.33	8543	10116	8543				7848
	64	9773	4.2 (III)	27.35	8543	10116	8543				8175
	56	11188	3.8 (III)	31.28	8543	10116	8543				8454
	49	12930	3.3 (III)	36.21	8543	10116	8543				8755
	44	14192	3.0 (III)	39.72	8543	10116	8543				8950
	39	16071	2.6 (III)	44.96	8521	10116	8543				9210
	32	19479	2.2 (III)	54.56	8375	10116	8543				9613
	28	22301	1.9 (II)	62.42	8232	10116	8543				9890
	24	25773	1.6 (II)	72.24	8024	10116	8543				10116
	20	31467	1.4 (II)	88.17	7601	10116	8543				10116
	17	36602	1.2 (I)	102.40	7121	10116	8543				10116
	15	42855	1.0 (I)	120.03	6375	10116	8543				10116
	35	17959	4.0 (III)	50.35	13386	11240	14837				7946
30		20866	3.6 (III)	58.44	13330	11240	14837	8211			
25		25025	3.0 (III)	70.22	13235	11240	14837	8527			
22		28426	2.6 (III)	79.69	13144	11240	14837	8741			
19		32657	2.3 (III)	91.47	13014	11240	14837	8966			
16		39315	1.9 (II)	110.18	12768	11240	14837	9248			
11		56220	1.3 (I)	157.27	11903	11240	14837	9617			
9.4		66697	1.1 (I)	186.86	11165	11240	14837	9837			
13	47701	1.2 (I)	134.14	12385	11240	14837	8896	SK 9072.1/42 - 132 MP/4	954.6	E130	
	11	55780	1.0 (I)	156.70	11930	11240	14837				9043
	9.0	69719	0.9 (I)	196.12	10918	11240	14837				9181
25	25553	4.5 (III)	71.50	15096	13489	21357	13489	SK 9082.1 - 132 MP/4	1415.4	E122	
	21	29618	3.9 (III)	82.88	14954	13489	21357				13489
	18	34264	3.4 (III)	95.86	14786	13489	21357				13489
	15	41619	2.8 (III)	116.45	14533	13489	21357				13489
	14	43757	2.6 (III)	122.46	14422	13489	21357				13489
	12	53149	2.2 (III)	148.76	14064	13489	21357				13489
	7.2	87218	1.3 (I)	244.32	12340	13489	21357				13489
	5.9	105940	1.1 (I)	296.80	11278	13489	21357				13489
6.2	101584	1.1 (I)	285.05	11487	13489	21357	13489	SK 9082.1/42 - 132 MP/4	1527.8	E130	
	4.6	134962	0.9 (I)	379.59	9118	13489	21357				13489
14	43914	2.4 (III)	123.13	14415	13489	21357	13489	SK 9082.1/52 - 132 MP/4	1582.9	E131	
	12	51980	2.2 (III)	146.19	14081	13489	21357				13489
	9.7	64756	1.8 (II)	182.09	13503	13489	21357				13489
	7.2	87532	1.3 (I)	245.62	12323	13489	21357				13489
15	41643	4.3 (III)	116.50	24398	14613	26977	14613	SK 9086.1 - 132 MP/4	1966.5	E124	
	9.1	69290	2.6 (III)	194.04	23161	14613	26977				14613
	7.7	82373	2.1 (III)	230.64	22628	14613	26977				14613

Helical Bevel
Gear Units




10.0 hp
15.0 hp


P ₁ [hp]	n ₂ [rpm]	M ₂ [lb-in]	f _B (AGMA Class)	i _{ges}	F _R [lb]	F _A [lb]	F _{R VL} [lb]	F _{A VL} [lb]	Unit Type	lb	inch E
10.00	12	51445	3.1 (III)	144.60	23947	14613	26977	14613	SK 9086.1/52 - 132 MP/4	2134.1	E131
	10	61158	2.9 (III)	171.89	23583	14613	26977	14613			
	7.5	83943	2.1 (III)	235.93	22555	14613	26977	14613			
	6.5	96552	1.8 (II)	270.47	21952	14613	26977	14613			
	4.7	134776	1.3 (I)	378.14	19962	14613	26977	14613			
	4.1	154483	1.1 (I)	433.35	18836	14613	26977	14613			
	6.3	99944	2.8 (III)	280.76	21296	15737	35969	15737	SK 9092.1/52 - 132 MP/4	3390.7	E131
	4.6	137178	2.1 (III)	385.67	19437	15737	34320	15737			
	4.0	157045	1.8 (II)	441.46	18357	15737	33039	15737			
	2.9	216566	1.3 (I)	608.12	14716	15737	28916	15737			
	2.5	250940	1.1 (I)	706.40	12290	15737	26326	15737			
	2.1	300473	0.9 (0)	846.40	8260	15737	22296	15737			
	5.5	114523	3.9 (III)	320.72	36762	22481			SK 9096.1/62 - 132 MP/4	4250.5	E132
	4.8	132460	3.3 (III)	370.95	36230	22481					
	4.1	153904	2.9 (III)	431.00	35533	22481					
	3.7	169336	2.6 (III)	474.22	35019	22481					
	3.3	192229	2.3 (III)	538.33	34234	22481					
	2.9	216975	2.0 (III)	607.63	33296	22481					
	2.5	250959	1.8 (II)	702.80	32091	22481					
	2.2	291586	1.5 (II)	816.57	30499	22481					
	1.8	349697	1.3 (I)	979.31	28056	22481					
	1.5	416083	1.1 (I)	1165.22	25007	22481					
	1.3	483441	0.9 (0)	1353.86	21600	22481					
	15.00	199	4740	2.6 (III)	8.83	4039	5931	6294			
188		5029	2.6 (III)	9.39	4023	6001	6295	2516			
173		5476	2.4 (III)	10.21	3998	6101	6295	2547			
155		6107	2.2 (III)	11.40	3962	6224	6295	2584			
132		7168	2.5 (III)	13.40	3899	6397	6295	2630			
113		8382	2.1 (III)	15.66	3822	6550	6295	2663			
97		9746	2.2 (III)	18.20	3767	6848	6295	2785			
87		10869	2.1 (III)	20.32	3692	6948	6228	2801			
74		12757	1.9 (II)	23.89	3557	7074	6061	2808			
63		14918	1.7 (II)	27.91	3389	7168	5859	2794			
56		16816	1.2 (I)	31.48	3229	7214	5673	2766			
51		18360	1.3 (I)	34.39	3089	7232	5515	2735			
44		21664	1.1 (I)	40.54	2758	7223	5157	2646			
37		25428	1.0 (I)	47.67	2320	7149	4712	2516			
32		29735	0.8 (0)	55.69	1714	7001	4152	2340			
		187	5050	4.6 (III)	9.40	8543	10116	8543	6028	SK 9052.1 - 160 MP/4	601.9
	178	5301	4.7 (III)	9.93	8543	10116	8543	6105			
	165	5721	4.5 (III)	10.71	8543	10116	8543	6226			
	108	8741	4.4 (III)	16.33	8543	10116	8543	6924			
	99	9568	4.0 (III)	17.94	8543	10116	8543	7136			
	89	10650	3.6 (III)	19.91	8543	10116	8543	7323			
	78	12059	3.2 (III)	22.53	8543	10116	8543	7542			
	76	12485	3.0 (III)	23.33	8543	10116	8543	7592			
	65	14617	2.8 (III)	27.35	8543	10116	8543	7881			
	56	16735	2.5 (III)	31.28	8495	10116	8543	8118			
	49	19340	2.2 (III)	36.21	8382	10116	8543	8367			
	45	21228	2.0 (III)	39.72	8289	10116	8543	8525			
	39	24038	1.8 (II)	44.96	8132	10116	8543	8730			
	32	29137	1.5 (II)	54.56	7787	10116	8543	9031			
	28	33356	1.3 (I)	62.42	7437	10116	8543	9225			
	25	38550	1.1 (I)	72.24	6909	10116	8543	9415			
20	47067	0.9 (0)	88.17	5742	10116	8543	9632				

Helical Bevel Gear Units

15.0 hp



P_1 [hp]	n_2 [rpm]	M_2 [lb-in]	f_B (AGMA Class)	i_{ges}	F_R [lb]	F_A [lb]	$F_{R VL}$ [lb]	$F_{A VL}$ [lb]	Unit Type	lb	inch E
15.00	60	15658	4.8 (III)	29.29	11874	11240	14837	6733	SK 9072.1 - 160 MP/4	910.5	E120
	50	18779	4.0 (III)	35.19	12379	11240	14837	7002			
	43	21920	3.1 (III)	41.11	12806	11240	14837	7226			
	35	26862	2.7 (III)	50.35	13188	11240	14837	7507			
	30	31211	2.4 (III)	58.44	13061	11240	14837	7702			
	25	37431	2.0 (III)	70.22	12843	11240	14837	7917			
	22	42518	1.8 (II)	79.69	12632	11240	14837	8050			
	19	48847	1.5 (II)	91.47	12326	11240	14837	8173			
	16	58806	1.3 (I)	110.18	11737	11240	14837	8293			
11	84092	0.9 (0)	157.27	9486	11240	14837	8218				
	40	23888	4.8 (III)	44.63	15152	13489	21357	13489	SK 9082.1 - 160 MP/4	1483.7	E122
	33	28516	4.0 (III)	53.28	14993	13489	21357	13489			
	28	33346	3.5 (III)	62.39	14820	13489	21357	13489			
	25	38221	3.0 (III)	71.50	14638	13489	21357	13489			
	21	44302	2.6 (III)	82.88	14400	13489	21357	13489			
	18	51251	2.2 (III)	95.86	14112	13489	21357	13489			
	15	62252	1.8 (II)	116.45	13660	13489	21357	13489			
	14	65449	1.8 (II)	122.46	13470	13489	21357	13489			
	12	79498	1.4 (II)	148.76	12812	13489	21357	13489			
7.2	130458	0.9 (0)	244.32	9474	13489	21357	13489				
	14	65803	1.6 (II)	123.13	13453	13489	21357	13489	SK 9082.1/52 - 160 MP/4	1651.3	E131
	12	77889	1.5 (II)	146.19	12847	13489	21357	13489			
	9.7	97033	1.2 (I)	182.09	11767	13489	21357	13489			
	7.2	131162	0.9 (0)	245.62	9419	13489	21357	13489			
	26	36098	4.9 (III)	67.50	24619	14613	26977	14613	SK 9086.1 - 160 MP/4	2034.9	E124
	23	41841	4.2 (III)	78.24	24390	14613	26977	14613			
	20	48404	3.7 (III)	90.50	24122	14613	26977	14613			
	15	62288	2.8 (III)	116.50	23534	14613	26977	14613			
	14	68234	2.6 (III)	127.67	23208	14613	26977	14613			
	12	81118	2.2 (III)	151.76	22687	14613	26977	14613			
	9.1	103642	1.7 (II)	194.04	21503	14613	26977	14613			
	7.7	123210	1.4 (II)	230.64	20590	14613	26977	14613			
	12	77088	2.1 (III)	144.60	22799	14613	26977	14613	SK 9086.1/52 - 160 MP/4	2202.4	E131
	10	91643	1.9 (II)	171.89	22190	14613	26977	14613			
	7.5	125784	1.4 (II)	235.93	20452	14613	26977	14613			
	6.5	144678	1.2 (I)	270.47	19406	14613	26977	14613			
	4.7	201956	0.9 (0)	378.14	15819	14613	26977	14613			
	15	64222	4.4 (III)	120.23	22889	15737	35969	15737	SK 9092.1 - 160 MP/4	3291.5	E126
	12	81779	3.5 (III)	152.96	22128	15737	35969	15737			
	9.0	105554	2.7 (III)	197.51	21029	15737	35969	15737			
	7.0	135271	2.1 (III)	253.40	19383	15737	34214	15737			
	5.9	159056	1.8 (II)	297.51	18244	15737	32907	15737			
	9.2	102068	2.8 (III)	191.28	21195	15737	35969	15737	SK 9092.1/52 - 160 MP/4	3459.1	E131
	7.9	118765	2.4 (III)	222.14	20382	15737	35467	15737			
	6.3	149761	1.9 (II)	280.76	18761	15737	33514	15737			
	4.6	205554	1.4 (II)	385.67	15439	15737	29712	15737			
	4.0	235324	1.2 (I)	441.46	13425	15737	27521	15737			
	2.9	324514	0.9 (0)	608.12	6008	15737	20202	15737			
	10	92621	4.8 (III)	173.41	37434	22481			SK 9096.1 - 160 MP/4	4030.1	E128
	8.8	107128	4.1 (III)	200.57	37020	22481					






15.0 hp
20.0 hp

P ₁ [hp]	n ₂ [rpm]	M ₂ [lb-in]	f _B (AGMA Class)	i _{ges}	F _R [lb]	F _A [lb]	F _{R VL} [lb]	F _{A VL} [lb]	Unit Type	lb	inch E			
15.00	8.5	111603	4.0 (III)	208.95	36853	22481			SK 9096.1/62 - 160 MP/4	4318.9	E132			
	7.6	124722	3.5 (III)	233.51	36441	22481								
	6.6	144257	3.1 (III)	270.09	35851	22481								
	6.0	158722	2.8 (III)	297.17	35374	22481								
	5.5	171299	2.6 (III)	320.72	34907	22481								
	4.8	198129	2.2 (III)	370.95	34027	22481								
	4.1	230203	1.9 (II)	431.00	32871	22481								
	3.7	253286	1.7 (II)	474.22	32002	22481								
	3.3	287529	1.5 (II)	538.33	30662	22481								
	2.9	324543	1.4 (II)	607.63	29050	22481								
	2.5	375376	1.2 (I)	702.80	26911	22481								
	2.2	436143	1.0 (I)	816.57	24028	22481								
1.8	523064	0.8 (0)	979.31	19428	22481									
20.00	200	6302	2.0 (III)	8.83	3951	5650	5910	2324	SK 9042.1 - 160 LP/4	500.4	E112			
	189	6687	2.0 (III)	9.39	3928	5703	5950	2336						
	173	7281	1.8 (II)	10.21	3892	5776	6002	2352						
	155	8119	1.6 (II)	11.40	3839	5863	6057	2366						
	132	9530	1.9 (II)	13.40	3746	5973	6109	2375						
	113	11144	1.6 (II)	15.66	3632	6056	6123	2365						
	97	12958	1.7 (II)	18.20	3542	6329	6042	2473						
	87	14451	1.6 (II)	20.32	3427	6370	5904	2453						
	74	16962	1.4 (II)	23.89	3216	6396	5658	2400						
	64	19834	1.2 (I)	27.91	2947	6376	5359	2317						
	56	22358	0.9 (0)	31.48	2683	6323	5078	2229						
	52	24411	1.0 (I)	34.39	2446	6260	4836	2148						
	44	28804	0.9 (0)	40.54	1856	6076	4278	1954						
	218	5771	4.0 (III)	8.10	8543	10116	8543	5693				SK 9052.1 - 160 LP/4	665.8	E116
	188	6715	3.4 (III)	9.40	8543	10116	8543	5913						
	179	7048	3.5 (III)	9.93	8543	10116	8543	5985						
	166	7607	3.4 (III)	10.71	8543	10116	8543	6097						
	149	8467	4.1 (III)	11.88	8543	10116	8543	6256						
131	9588	4.0 (III)	13.45	8543	10116	8543	6441							
108	11622	3.3 (III)	16.33	8543	10116	8543	6728							
99	12721	3.0 (III)	17.94	8543	10116	8543	6942							
89	14160	2.7 (III)	19.91	8543	10116	8543	7108							
79	16034	2.4 (III)	22.53	8522	10116	8543	7299							
76	16600	2.3 (III)	23.33	8500	10116	8543	7337							
65	19435	2.1 (III)	27.35	8378	10116	8543	7587							
57	22250	1.9 (II)	31.28	8235	10116	8543	7783							
49	25714	1.7 (II)	36.21	8028	10116	8543	7981							
45	28224	1.5 (II)	39.72	7855	10116	8543	8101							
39	31960	1.3 (I)	44.96	7560	10116	8543	8251							
33	38739	1.1 (I)	54.56	6888	10116	8543	8452							
28	44350	1.0 (I)	62.42	6165	10116	8543	8564							
25	51255	0.8 (0)	72.24	4964	10116	8543	8651							
20.00	126	9972	4.6 (III)	14.06	9623	11240	14837	5467	SK 9072.1 - 160 LP/4	974.4	E120			
	70	17918	4.2 (III)	25.24	11130	11240	14837	6288						
	61	20819	3.6 (III)	29.29	11494	11240	14837	6477						
	50	24968	3.0 (III)	35.19	11926	11240	14837	6695						
	43	29145	2.3 (III)	41.11	12279	11240	14837	6868						
	35	35716	2.0 (III)	50.35	12713	11240	14837	7071						
	30	41497	1.8 (II)	58.44	12677	11240	14837	7196						
	25	49768	1.5 (II)	70.22	12277	11240	14837	7311						
	22	56531	1.3 (I)	79.69	11883	11240	14837	7362						
	19	64946	1.2 (I)	91.47	11301	11240	14837	7383						
	16	78187	1.0 (I)	110.18	10132	11240	14837	7345						


Helical Bevel Gear Units

20.0 hp



P_1 [hp]	n_2 [rpm]	M_2 [lb-in]	f_B (AGMA Class)	i_{ges}	F_R [lb]	F_A	$F_{R VL}$ [lb]	$F_{A VL}$	Unit Type		 inch			
20.00	49	25495	4.5 (III)	35.83	15098	13489	21357	13489	SK 9082.1 - 160 LP/4	1547.6	E122			
	43	29551	3.9 (III)	41.54	14956	13489	21357	13489						
	40	31761	3.6 (III)	44.63	14878	13489	21357	13489						
	33	37915	3.0 (III)	53.28	14650	13489	21357	13489						
	28	44336	2.6 (III)	62.39	14398	13489	21357	13489						
	25	50818	2.3 (III)	71.50	14130	13489	21357	13489						
	21	58903	2.0 (III)	82.88	13775	13489	21357	13489						
	18	68143	1.7 (II)	95.86	13340	13489	21357	13489						
	15	82769	1.4 (II)	116.45	12638	13489	21357	13489						
	14	87020	1.3 (I)	122.46	12351	13489	21357	13489						
	12	105699	1.1 (I)	148.76	11293	13489	21357	13489						
	14	87568	1.2 (I)	123.13	12321	13489	21357	13489				SK 9082.1/52 - 160 LP/4	1715.2	E131
	12	103652	1.1 (I)	146.19	11357	13489	21357	13489						
	9.7	129129	0.9 (I)	182.09	9577	13489	21357	13489						
35	35808	4.9 (III)	50.30	24630	14613	26977	14613	SK 9086.1 - 160 LP/4	2098.8	E124				
	30	41873	4.2 (III)	58.90	24389	14613	26977				14613			
	26	47995	3.7 (III)	67.50	24139	14613	26977				14613			
	23	55631	3.2 (III)	78.24	23819	14613	26977				14613			
	20	64357	2.8 (III)	90.50	23444	14613	26977				14613			
	15	82817	2.1 (III)	116.50	22608	14613	26977				14613			
	14	90723	2.0 (III)	127.67	22148	14613	26977				14613			
	12	107852	1.6 (II)	151.76	21390	14613	26977				14613			
	9.1	137800	1.3 (I)	194.04	19663	14613	26977				14613			
	7.7	163818	1.1 (I)	230.64	18278	14613	26977				14613			
12	102586	1.6 (II)	144.60	21557	14613	26977	14613	SK 9086.1/52 - 160 LP/4	2266.4	E131				
10	121955	1.5 (II)	171.89	20656	14613	26977	14613							
7.5	167390	1.1 (I)	235.93	18061	14613	26977	14613							
6.5	192534	0.9 (I)	270.47	16454	14613	26977	14613							
22	56801	5.0 (III)	80.00	23197	15737	35969	15737	SK 9092.1 - 160 LP/4	3355.4	E126				
	19	65139	4.3 (III)	91.60	22850	15737	35969				15737			
	17	72695	3.9 (III)	102.28	22526	15737	35969				15737			
	15	85388	3.3 (III)	120.23	21966	15737	35969				15737			
	12	108732	2.6 (III)	152.96	20876	15737	35969				15737			
	9.0	140342	2.0 (III)	197.51	19270	15737	34119				15737			
	7.0	179853	1.6 (II)	253.40	16833	15737	31210				15737			
	6.0	211477	1.3 (I)	297.51	15054	15737	29286				15737			
	9.3	135830	2.1 (III)	191.28	19508	15737	34405				15737	SK 9092.1/52 - 160 LP/4	3523	E131
8.0	158049	1.8 (II)	222.14	18301	15737	32973	15737							
6.3	199298	1.4 (II)	280.76	15840	15737	30157	15737							
4.6	273546	1.0 (I)	385.67	10540	15737	24532	15737							
4.0	313163	0.9 (I)	441.46	7100	15737	21204	15737							
13	94728	4.7 (III)	133.53	37370	22481			SK 9096.1 - 160 LP/4	4094	E128				
	12	109565	4.0 (III)	154.29	36945	22481								
	10	123147	3.6 (III)	173.41	36491	22481								
	8.8	142435	3.1 (III)	200.57	35910	22481								
8.5	148384	3.0 (III)	208.95	35674	22481			SK 9096.1/62 - 160 LP/4	4382.8	E132				
	7.6	165828	2.7 (III)	233.51	35092	22481								
	6.6	191801	2.3 (III)	270.09	34248	22481								
	6.0	211033	2.1 (III)	297.17	33568	22481								
	5.5	227756	1.9 (II)	320.72	32900	22481								
	4.8	263428	1.7 (II)	370.95	31612	22481								
	4.1	306073	1.4 (II)	431.00	29909	22481								
	3.7	336764	1.3 (I)	474.22	28617	22481								
	3.3	382292	1.2 (I)	538.33	26596	22481								
	2.9	431506	1.0 (I)	607.63	24140	22481								
	2.5	499091	0.9 (I)	702.80	20759	22481								

Helical Bevel
Gear Units






25.0 hp

P ₁ [hp]	n ₂ [rpm]	M ₂ [lb-in]	f _B (AGMA Class)	i _{ges}	F _R [lb]	F _A	F _{R VL} [lb]	F _{A VL}	Unit Type	lb	inch E
25.00	201	7856	1.6 (II)	8.83	3856	5370	5527	2155	SK 9042.1 - 180 MP/4	573.2	E112
	189	8335	1.6 (II)	9.39	3825	5406	5544	2158			
	174	9076	1.5 (II)	10.21	3777	5453	5560	2157			
	156	10121	1.3 (I)	11.40	3705	5503	5564	2150			
	133	11879	1.5 (II)	13.40	3578	5552	5533	2121			
	113	13891	1.3 (I)	15.66	3420	5565	5450	2069			
	98	16152	1.3 (I)	18.20	3287	5813	5686	2162			
	87	18012	1.3 (I)	20.32	3121	5795	5551	2106			
	75	21142	1.1 (I)	23.89	2814	5723	5215	1994			
	64	24723	1.0 (I)	27.91	2408	5589	4799	1843			
25.00	219	7193	3.2 (III)	8.10	8543	10116	8543	5595	SK 9052.1 - 180 MP/4	738.5	E116
	188	8370	2.7 (III)	9.40	8543	10116	8543	5799			
	179	8785	2.8 (III)	9.93	8543	10116	8543	5865			
	166	9482	2.7 (III)	10.71	8543	10116	8543	5968			
	149	10554	3.3 (III)	11.88	8543	10116	8543	6114			
	132	11951	3.2 (III)	13.45	8543	10116	8543	6280			
	109	14487	2.6 (III)	16.33	8543	10116	8543	6534			
	99	15857	2.4 (III)	17.94	8529	10116	8543	6750			
	89	17650	2.2 (III)	19.91	8457	10116	8543	6894			
	79	19986	1.9 (II)	22.53	8351	10116	8543	7058			
	76	20691	1.8 (II)	23.33	8316	10116	8543	7084			
	65	24226	1.7 (II)	27.35	8121	10116	8543	7295			
	57	27734	1.5 (II)	31.28	7890	10116	8543	7450			
	49	32052	1.3 (I)	36.21	7552	10116	8543	7597			
	45	35181	1.2 (I)	39.72	7264	10116	8543	7680			
	40	39838	1.1 (I)	44.96	6760	10116	8543	7775			
	33	48288	0.9 (I)	54.56	5533	10116	8543	7876			
	25.00	174	9050	4.6 (III)	10.19	8743	11240	13920			
155		10143	4.4 (III)	11.48	8986	11240	14290	5098			
148		10674	4.1 (III)	12.06	9095	11240	14456	5156			
142		11075	4.0 (III)	12.51	9174	11240	14575	5198			
127		12429	3.7 (III)	14.06	9421	11240	14837	5329			
115		13707	4.8 (III)	15.40	9706	11240	14837	5494			
108		14551	4.6 (III)	16.44	9864	11240	14837	5583			
97		16262	4.2 (III)	18.29	10112	11240	14837	5713			
86		18226	4.1 (III)	20.61	10364	11240	14837	5844			
79		19901	3.8 (III)	22.46	10556	11240	14837	5943			
71		22335	3.4 (III)	25.24	10804	11240	14837	6068			
61		25950	2.9 (III)	29.29	11117	11240	14837	6222			
51		31122	2.4 (III)	35.19	11475	11240	14837	6391			
43		36329	1.9 (II)	41.11	11754	11240	14837	6513			
40		39668	1.7 (II)	44.81	11900	11240	14837	6573			
35		44519	1.6 (II)	50.35	12073	11240	14837	6637			
30		51726	1.5 (II)	58.44	12169	11240	14837	6692			
25		62035	1.2 (I)	70.22	11515	11240	14837	6708			
22	70465	1.1 (I)	79.69	10855	11240	14837	6678				
19	80954	0.9 (I)	91.47	9840	11240	14837	6598				
25.00	66	23710	4.9 (III)	26.71	15158	13489	21357	13489	SK 9082.1 - 180 MP/4	1620.4	E122
	57	27725	4.1 (III)	31.27	15020	13489	21357	13489			
	50	31779	3.6 (III)	35.83	14877	13489	21357	13489			
	43	36835	3.1 (III)	41.54	14691	13489	21357	13489			
	40	39590	2.9 (III)	44.63	14585	13489	21357	13489			
	33	47260	2.4 (III)	53.28	14279	13489	21357	13489			
	29	55264	2.1 (III)	62.39	13938	13489	21357	13489			
	25	63344	1.8 (II)	71.50	13569	13489	21357	13489			
	21	73422	1.6 (II)	82.88	13077	13489	21357	13489			
	19	84939	1.4 (II)	95.86	12467	13489	21357	13489			
	15	103171	1.1 (I)	116.45	11453	13489	21357	13489			


Helical Bevel Gear Units

25.0 hp
30.0 hp





P_1 [hp]	n_2 [rpm]	M_2 [lb-in]	f_B (AGMA Class)	i_{ges}	F_R [lb]	F_A	$F_{R VL}$ [lb]	$F_{A VL}$	Unit Type		 inch																																																																																																																																																																																																																																																																																																																																																																																																								
25.00	14	109212	1.0 (I)	123.13	10997	13489	21357	13489	SK 9082.1/52 - 180 MP/4	1787.9	E131																																																																																																																																																																																																																																																																																																																																																																																																								
	12	129271	0.9 (I)	146.19	9566	13489	21357	13489					42	37391	4.7 (III)	42.13	24568	14613	26977	14613	SK 9086.1 - 180 MP/4	2171.6	E124	35	44635	4.0 (III)	50.30	24277	14613	26977	14613	30	52194	3.4 (III)	58.90	23964	14613	26977	14613	26	59825	3.0 (III)	67.50	23640	14613	26977	14613	23	69343	2.6 (III)	78.24	23224	14613	26977	14613	20	80220	2.2 (III)	90.50	22728	14613	26977	14613	15	103230	1.7 (II)	116.50	21622	14613	26977	14613		12	127941	1.2 (I)	144.60	20214	14613	26977	14613	SK 9086.1/52 - 180 MP/4	2339.1	E131	10	152098	1.2 (I)	171.89	18977	14613	26977	14613	7.5	208762	0.8 (I)	235.93	15348	14613	26977	14613		26	61103	4.6 (III)	68.87	23019	15737	35969	15737	SK 9092.1 - 180 MP/4	3428.2	E126	22	70802	4.0 (III)	80.00	22610	15737	35969	15737	19	81195	3.5 (III)	91.60	22154	15737	35969	15737	17	90614	3.1 (III)	102.28	21729	15737	35969	15737	15	106435	2.7 (III)	120.23	20987	15737	35969	15737	12	135533	2.1 (III)	152.96	19524	15737	34423	15737		9.3	169401	1.7 (II)	191.28	17654	15737	32220	15737	SK 9092.1/52 - 180 MP/4	3595.7	E131	8.0	197112	1.4 (II)	222.14	15978	15737	30312	15737	6.3	248556	1.1 (I)	280.76	12467	15737	26511	15737	4.6	341155	0.8 (I)	385.67	4299	15737	18695	15737		17	90445	4.9 (III)	102.18	37499	22481			SK 9096.1 - 180 MP/4	4166.7	E128	15	104611	4.2 (III)	118.18	37097	22481			13	118078	3.7 (III)	133.53	36651	22481			12	136572	3.2 (III)	154.29	36099	22481			10	153501	2.9 (III)	173.41	35505	22481			8.9	177543	2.5 (III)	200.57	34740	22481				8.5	184960	2.4 (III)	208.95	34436	22481			SK 9096.1/62 - 180 MP/4	4455.5	E132	7.6	206702	2.1 (III)	233.51	33667	22481			6.6	239077	1.9 (II)	270.09	32539	22481			6.0	263050	1.7 (II)	297.17	31627	22481			5.6	283895	1.6 (II)	320.72	30731	22481			4.8	328360	1.3 (I)	370.95	28976	22481			4.1	381517	1.2 (I)	431.00	26631	22481			3.8	419772	1.1 (I)	474.22	24829	22481			3.3	476523	0.9 (I)	538.33	21965	22481			2.9	537867	0.8 (I)	607.63	18436	22481			30.00	201	9427	1.3 (I)	8.83	3753	5092	5146	1987	SK 9042.1 - 180 LP/4	573.2	E112	189	10002	1.3 (I)	9.39	3713	5112	5140	1980	174	10891	1.2 (I)	10.21	3650	5133	5120	1963	156	12145	1.1 (I)	11.40	3558	5146	5074	1933	133	14255	1.2 (I)	13.40	3390	5133	4957	1867	113	16669	1.1 (I)	15.66	3181	5074	4776	1772	98	19383	1.1 (I)	18.20	2991	5298	4979	1851	87	21615	1.1 (I)	20.32	2763	5221	4796	1760	75	25371	0.9 (I)	23.89	2327	5048	4443	1587	64	29668	0.8 (I)	27.91
	42	37391	4.7 (III)	42.13	24568	14613	26977	14613	SK 9086.1 - 180 MP/4	2171.6	E124																																																																																																																																																																																																																																																																																																																																																																																																								
	35	44635	4.0 (III)	50.30	24277	14613	26977	14613																																																																																																																																																																																																																																																																																																																																																																																																											
	30	52194	3.4 (III)	58.90	23964	14613	26977	14613																																																																																																																																																																																																																																																																																																																																																																																																											
	26	59825	3.0 (III)	67.50	23640	14613	26977	14613																																																																																																																																																																																																																																																																																																																																																																																																											
	23	69343	2.6 (III)	78.24	23224	14613	26977	14613																																																																																																																																																																																																																																																																																																																																																																																																											
	20	80220	2.2 (III)	90.50	22728	14613	26977	14613																																																																																																																																																																																																																																																																																																																																																																																																											
	15	103230	1.7 (II)	116.50	21622	14613	26977	14613																																																																																																																																																																																																																																																																																																																																																																																																											
	12	127941	1.2 (I)	144.60	20214	14613	26977	14613	SK 9086.1/52 - 180 MP/4	2339.1	E131																																																																																																																																																																																																																																																																																																																																																																																																								
	10	152098	1.2 (I)	171.89	18977	14613	26977	14613																																																																																																																																																																																																																																																																																																																																																																																																											
	7.5	208762	0.8 (I)	235.93	15348	14613	26977	14613																																																																																																																																																																																																																																																																																																																																																																																																											
	26	61103	4.6 (III)	68.87	23019	15737	35969	15737	SK 9092.1 - 180 MP/4	3428.2	E126																																																																																																																																																																																																																																																																																																																																																																																																								
	22	70802	4.0 (III)	80.00	22610	15737	35969	15737																																																																																																																																																																																																																																																																																																																																																																																																											
	19	81195	3.5 (III)	91.60	22154	15737	35969	15737																																																																																																																																																																																																																																																																																																																																																																																																											
	17	90614	3.1 (III)	102.28	21729	15737	35969	15737																																																																																																																																																																																																																																																																																																																																																																																																											
	15	106435	2.7 (III)	120.23	20987	15737	35969	15737																																																																																																																																																																																																																																																																																																																																																																																																											
	12	135533	2.1 (III)	152.96	19524	15737	34423	15737																																																																																																																																																																																																																																																																																																																																																																																																											
	9.3	169401	1.7 (II)	191.28	17654	15737	32220	15737	SK 9092.1/52 - 180 MP/4	3595.7	E131																																																																																																																																																																																																																																																																																																																																																																																																								
	8.0	197112	1.4 (II)	222.14	15978	15737	30312	15737																																																																																																																																																																																																																																																																																																																																																																																																											
	6.3	248556	1.1 (I)	280.76	12467	15737	26511	15737																																																																																																																																																																																																																																																																																																																																																																																																											
	4.6	341155	0.8 (I)	385.67	4299	15737	18695	15737																																																																																																																																																																																																																																																																																																																																																																																																											
	17	90445	4.9 (III)	102.18	37499	22481			SK 9096.1 - 180 MP/4	4166.7	E128																																																																																																																																																																																																																																																																																																																																																																																																								
	15	104611	4.2 (III)	118.18	37097	22481																																																																																																																																																																																																																																																																																																																																																																																																													
	13	118078	3.7 (III)	133.53	36651	22481																																																																																																																																																																																																																																																																																																																																																																																																													
	12	136572	3.2 (III)	154.29	36099	22481																																																																																																																																																																																																																																																																																																																																																																																																													
	10	153501	2.9 (III)	173.41	35505	22481																																																																																																																																																																																																																																																																																																																																																																																																													
	8.9	177543	2.5 (III)	200.57	34740	22481																																																																																																																																																																																																																																																																																																																																																																																																													
	8.5	184960	2.4 (III)	208.95	34436	22481			SK 9096.1/62 - 180 MP/4	4455.5	E132																																																																																																																																																																																																																																																																																																																																																																																																								
	7.6	206702	2.1 (III)	233.51	33667	22481																																																																																																																																																																																																																																																																																																																																																																																																													
	6.6	239077	1.9 (II)	270.09	32539	22481																																																																																																																																																																																																																																																																																																																																																																																																													
	6.0	263050	1.7 (II)	297.17	31627	22481																																																																																																																																																																																																																																																																																																																																																																																																													
	5.6	283895	1.6 (II)	320.72	30731	22481																																																																																																																																																																																																																																																																																																																																																																																																													
	4.8	328360	1.3 (I)	370.95	28976	22481																																																																																																																																																																																																																																																																																																																																																																																																													
	4.1	381517	1.2 (I)	431.00	26631	22481																																																																																																																																																																																																																																																																																																																																																																																																													
	3.8	419772	1.1 (I)	474.22	24829	22481																																																																																																																																																																																																																																																																																																																																																																																																													
	3.3	476523	0.9 (I)	538.33	21965	22481																																																																																																																																																																																																																																																																																																																																																																																																													
	2.9	537867	0.8 (I)	607.63	18436	22481																																																																																																																																																																																																																																																																																																																																																																																																													
30.00	201	9427	1.3 (I)	8.83	3753	5092	5146	1987	SK 9042.1 - 180 LP/4	573.2	E112																																																																																																																																																																																																																																																																																																																																																																																																								
	189	10002	1.3 (I)	9.39	3713	5112	5140	1980																																																																																																																																																																																																																																																																																																																																																																																																											
	174	10891	1.2 (I)	10.21	3650	5133	5120	1963																																																																																																																																																																																																																																																																																																																																																																																																											
	156	12145	1.1 (I)	11.40	3558	5146	5074	1933																																																																																																																																																																																																																																																																																																																																																																																																											
	133	14255	1.2 (I)	13.40	3390	5133	4957	1867																																																																																																																																																																																																																																																																																																																																																																																																											
	113	16669	1.1 (I)	15.66	3181	5074	4776	1772																																																																																																																																																																																																																																																																																																																																																																																																											
	98	19383	1.1 (I)	18.20	2991	5298	4979	1851																																																																																																																																																																																																																																																																																																																																																																																																											
	87	21615	1.1 (I)	20.32	2763	5221	4796	1760																																																																																																																																																																																																																																																																																																																																																																																																											
	75	25371	0.9 (I)	23.89	2327	5048	4443	1587																																																																																																																																																																																																																																																																																																																																																																																																											
	64	29668	0.8 (I)	27.91	1724	4800	3982	1367																																																																																																																																																																																																																																																																																																																																																																																																											

Helical Bevel
Gear Units




30.0 hp



P_1 [hp]	n_2 [rpm]	M_2 [lb-in]	f_B (AGMA Class)	i_{ges}	F_R [lb]	F_A [lb]	F_{RVL} [lb]	F_{AVL} [lb]	Unit Type		 inch
30.00	219	8632	2.7 (III)	8.10	8543	10116	8543	5500	SK 9052.1 - 180 LP/4	738.5	E116
	188	10044	2.3 (III)	9.40	8543	10116	8543	5690			
	179	10542	2.4 (III)	9.93	8543	10116	8543	5750			
	166	11379	2.3 (III)	10.71	8543	10116	8543	5844			
	149	12665	2.7 (III)	11.88	8543	10116	8543	5975			
	132	14342	2.7 (III)	13.45	8543	10116	8543	6123			
	109	17384	2.2 (III)	16.33	8468	10116	8543	6343			
	99	19028	2.0 (III)	17.94	8396	10116	8543	6561			
	89	21180	1.8 (II)	19.91	8291	10116	8543	6685			
	79	23983	1.6 (II)	22.53	8135	10116	8543	6820			
	76	24830	1.5 (II)	23.33	8084	10116	8543	6836			
	65	29071	1.4 (II)	27.35	7792	10116	8543	7009			
	57	33281	1.3 (I)	31.28	7443	10116	8543	7120			
	49	38463	1.1 (I)	36.21	6919	10116	8543	7217			
	45	42218	1.0 (I)	39.72	6461	10116	8543	7263			
	40	47805	0.9 (0)	44.96	5618	10116	8543	7302			
195	9717	4.3 (III)	9.16	8380	11240	13322	4752	SK 9072.1 - 180 LP/4	1047.2	E120	
174	10860	3.8 (III)	10.19	8600	11240	13654	4869				
155	12171	3.6 (III)	11.48	8826	11240	13991	4988				
148	12809	3.5 (III)	12.06	8927	11240	14141	5041				
142	13290	3.3 (III)	12.51	9000	11240	14249	5079				
127	14915	3.1 (III)	14.06	9225	11240	14580	5196				
115	16449	4.0 (III)	15.40	9505	11240	14837	5357				
108	17461	3.8 (III)	16.44	9657	11240	14837	5442				
97	19514	3.5 (III)	18.29	9880	11240	14837	5555				
86	21871	3.4 (III)	20.61	10104	11240	14837	5667				
79	23881	3.2 (III)	22.46	10272	11240	14837	5750				
71	26802	2.8 (III)	25.24	10486	11240	14837	5851				
61	31140	2.4 (III)	29.29	10747	11240	14837	5970				
51	37347	2.0 (III)	35.19	11031	11240	14837	6089				
43	43595	1.6 (II)	41.11	11236	11240	14837	6161				
40	47601	1.4 (II)	44.81	11333	11240	14837	6188				
35	53423	1.4 (II)	50.35	11437	11240	14837	6205	SK 9082.1 - 180 LP/4	1620.4	E122	
30	62071	1.2 (I)	58.44	11512	11240	14837	6191				
25	74442	1.0 (I)	70.22	10498	11240	14837	6106				
22	84559	0.9 (0)	79.69	9431	11240	14837	5994				
79	23834	4.8 (III)	22.37	15154	13489	21357	13033				
66	28452	4.0 (III)	26.71	14995	13489	21357	13489				
57	33270	3.5 (III)	31.27	14823	13489	21357	13489				
50	38135	3.0 (III)	35.83	14641	13489	21357	13489				
43	44202	2.6 (III)	41.54	14404	13489	21357	13489				
40	47508	2.4 (III)	44.63	14269	13489	21357	13489				
33	56712	2.0 (III)	53.28	13874	13489	21357	13489				
29	66317	1.7 (II)	62.39	13428	13489	21357	13489				
25	76013	1.5 (II)	71.50	12945	13489	21357	13489				
21	88106	1.3 (I)	82.88	12290	13489	21357	13489				
19	101927	1.1 (I)	95.86	11466	13489	21357	13489				
15	123805	0.9 (0)	116.45	10056	13489	21357	13489				
50	37743	4.2 (III)	35.44	23395	14613	26977	14613	SK 9086.1 - 180 LP/4	2171.6	E124	
42	44869	3.9 (III)	42.13	24267	14613	26977	14613				
35	53561	3.3 (III)	50.30	23907	14613	26977	14613				
30	62632	2.8 (III)	58.90	23519	14613	26977	14613				
26	71790	2.5 (III)	67.50	23113	14613	26977	14613				
23	83212	2.1 (III)	78.24	22589	14613	26977	14613				
20	96264	1.8 (II)	90.50	21966	14613	26977	14613				
15	123876	1.4 (II)	116.50	20554	14613	26977	14613				

Helical Bevel
Gear Units


30.0 hp

40.0 hp



P_1 [hp]	n_2 [rpm]	M_2 [lb-in]	f_B (AGMA Class)	i_{ges}	F_R [lb]	F_A [lb]	$F_{R VL}$ [lb]	$F_{A VL}$ [lb]	Unit Type		 inch																																																																																																																																																																																																																																																																																																																																																																																																																																											
30.00	12	153584	1.0 (I)	144.60	18743	14613	26977	14613	SK 9086.1/52 - 180 LP/4	2339.1	E131																																																																																																																																																																																																																																																																																																																																																																																																																																											
	10	182583	1.0 (I)	171.89	17106	14613	26977	14613					30	62359	4.5 (III)	58.66	22896	15737	35969	15737	SK 9092.1 - 180 LP/4	3428.2	E126	26	73324	3.9 (III)	68.87	22499	15737	35969	15737	22	84963	3.3 (III)	80.00	21985	15737	35969	15737	19	97434	2.9 (III)	91.60	21413	15737	35969	15737	17	108736	2.6 (III)	102.28	20876	15737	35969	15737	15	127722	2.2 (III)	120.23	19929	15737	34915	15737	12	162640	1.7 (II)	152.96	18042	15737	32671	15737		9.3	203354	1.4 (II)	191.28	15581	15737	29869	15737	SK 9092.1/52 - 180 LP/4	3595.7	E131	8.0	236619	1.2 (I)	222.14	13333	15737	27424	15737	6.3	298374	0.9 (I)	280.76	8446	15737	22475	15737		20	95175	4.6 (III)	89.60	37382	22481			SK 9096.1 - 180 LP/4	4166.7	E128	17	108534	4.1 (III)	102.18	36948	22481			15	125533	3.5 (III)	118.18	36449	22481			13	141693	3.1 (III)	133.53	35896	22481			12	163886	2.7 (III)	154.29	35202	22481			10	184201	2.4 (III)	173.41	34462	22481			8.9	213052	2.1 (III)	200.57	33496	22481				8.5	221951	2.0 (III)	208.95	33114	22481			SK 9096.1/62 - 180 LP/4	4455.5	E132	7.6	248043	1.8 (II)	233.51	32135	22481			6.6	286893	1.5 (II)	270.09	30688	22481			6.0	315660	1.4 (II)	297.17	29513	22481			5.6	340674	1.3 (I)	320.72	28356	22481			4.8	394032	1.1 (I)	370.95	26051	22481			4.1	457820	1.0 (I)	431.00	22935	22481			3.8	503726	0.9 (I)	474.22	20504	22481			40.00	220	11477	2.0 (III)	8.10	8456	10116	8543	5308	SK 9052.1 - 225 RP/4	1091.3	E116	189	13354	1.7 (II)	9.40	8543	10116	8543	5467	180	14017	1.8 (II)	9.93	8543	10116	8543	5516	167	15129	1.7 (II)	10.71	8543	10116	8543	5592	150	16840	2.0 (III)	11.88	8491	10116	8543	5695	132	19069	2.0 (III)	13.45	8395	10116	8543	5807	109	23114	1.6 (II)	16.33	8186	10116	8543	5961	100	25300	1.5 (II)	17.94	8054	10116	8543	6183	90	28161	1.4 (II)	19.91	7860	10116	8543	6264	79	31888	1.2 (I)	22.53	7566	10116	8543	6345	76	33013	1.2 (I)	23.33	7467	10116	8543	6336	65	38652	1.1 (I)	27.35	6898	10116	8543	6433	195	12920	3.2 (III)	9.16	8120	11240	12838	4575	SK 9072.1 - 225 RP/4	1399.9	E120	175	14439	2.9 (III)	10.19	8311	11240	13114	4672	156	16183	2.7 (III)	11.48	8502	11240	13387	4768	148	17031	2.6 (III)	12.06	8586	11240	13506	4809	143	17670	2.5 (III)	12.51	8646	11240	13590	4839	127	19831	2.3 (III)	14.06	8830	11240	13842	4926	115	21870	3.0 (III)	15.40	9099	11240	14276	5082	109	23217	2.9 (III)	16.44	9237	11240	14487	5157	97	25946	2.7 (III)	18.29	9412	11240	14720	5238	87	29080	2.6 (III)	20.61	9580	11240	14837	5312	79	31752	2.4 (III)	22.46	9701	11240	14837	5362	71	35635	2.1 (III)	25.24	9845	11240	14837	5417	61	41404	1.8 (II)	29.29	10004	11240	14837	5467	51	49656	1.5 (II)	35.19
	30	62359	4.5 (III)	58.66	22896	15737	35969	15737	SK 9092.1 - 180 LP/4	3428.2	E126																																																																																																																																																																																																																																																																																																																																																																																																																																											
	26	73324	3.9 (III)	68.87	22499	15737	35969	15737																																																																																																																																																																																																																																																																																																																																																																																																																																														
	22	84963	3.3 (III)	80.00	21985	15737	35969	15737																																																																																																																																																																																																																																																																																																																																																																																																																																														
	19	97434	2.9 (III)	91.60	21413	15737	35969	15737																																																																																																																																																																																																																																																																																																																																																																																																																																														
	17	108736	2.6 (III)	102.28	20876	15737	35969	15737																																																																																																																																																																																																																																																																																																																																																																																																																																														
	15	127722	2.2 (III)	120.23	19929	15737	34915	15737																																																																																																																																																																																																																																																																																																																																																																																																																																														
	12	162640	1.7 (II)	152.96	18042	15737	32671	15737																																																																																																																																																																																																																																																																																																																																																																																																																																														
	9.3	203354	1.4 (II)	191.28	15581	15737	29869	15737	SK 9092.1/52 - 180 LP/4	3595.7	E131																																																																																																																																																																																																																																																																																																																																																																																																																																											
	8.0	236619	1.2 (I)	222.14	13333	15737	27424	15737																																																																																																																																																																																																																																																																																																																																																																																																																																														
	6.3	298374	0.9 (I)	280.76	8446	15737	22475	15737																																																																																																																																																																																																																																																																																																																																																																																																																																														
	20	95175	4.6 (III)	89.60	37382	22481			SK 9096.1 - 180 LP/4	4166.7	E128																																																																																																																																																																																																																																																																																																																																																																																																																																											
	17	108534	4.1 (III)	102.18	36948	22481																																																																																																																																																																																																																																																																																																																																																																																																																																																
	15	125533	3.5 (III)	118.18	36449	22481																																																																																																																																																																																																																																																																																																																																																																																																																																																
	13	141693	3.1 (III)	133.53	35896	22481																																																																																																																																																																																																																																																																																																																																																																																																																																																
	12	163886	2.7 (III)	154.29	35202	22481																																																																																																																																																																																																																																																																																																																																																																																																																																																
	10	184201	2.4 (III)	173.41	34462	22481																																																																																																																																																																																																																																																																																																																																																																																																																																																
	8.9	213052	2.1 (III)	200.57	33496	22481																																																																																																																																																																																																																																																																																																																																																																																																																																																
	8.5	221951	2.0 (III)	208.95	33114	22481			SK 9096.1/62 - 180 LP/4	4455.5	E132																																																																																																																																																																																																																																																																																																																																																																																																																																											
	7.6	248043	1.8 (II)	233.51	32135	22481																																																																																																																																																																																																																																																																																																																																																																																																																																																
	6.6	286893	1.5 (II)	270.09	30688	22481																																																																																																																																																																																																																																																																																																																																																																																																																																																
	6.0	315660	1.4 (II)	297.17	29513	22481																																																																																																																																																																																																																																																																																																																																																																																																																																																
	5.6	340674	1.3 (I)	320.72	28356	22481																																																																																																																																																																																																																																																																																																																																																																																																																																																
	4.8	394032	1.1 (I)	370.95	26051	22481																																																																																																																																																																																																																																																																																																																																																																																																																																																
	4.1	457820	1.0 (I)	431.00	22935	22481																																																																																																																																																																																																																																																																																																																																																																																																																																																
	3.8	503726	0.9 (I)	474.22	20504	22481																																																																																																																																																																																																																																																																																																																																																																																																																																																
40.00	220	11477	2.0 (III)	8.10	8456	10116	8543	5308	SK 9052.1 - 225 RP/4	1091.3	E116																																																																																																																																																																																																																																																																																																																																																																																																																																											
	189	13354	1.7 (II)	9.40	8543	10116	8543	5467																																																																																																																																																																																																																																																																																																																																																																																																																																														
	180	14017	1.8 (II)	9.93	8543	10116	8543	5516																																																																																																																																																																																																																																																																																																																																																																																																																																														
	167	15129	1.7 (II)	10.71	8543	10116	8543	5592																																																																																																																																																																																																																																																																																																																																																																																																																																														
	150	16840	2.0 (III)	11.88	8491	10116	8543	5695																																																																																																																																																																																																																																																																																																																																																																																																																																														
	132	19069	2.0 (III)	13.45	8395	10116	8543	5807																																																																																																																																																																																																																																																																																																																																																																																																																																														
	109	23114	1.6 (II)	16.33	8186	10116	8543	5961																																																																																																																																																																																																																																																																																																																																																																																																																																														
	100	25300	1.5 (II)	17.94	8054	10116	8543	6183																																																																																																																																																																																																																																																																																																																																																																																																																																														
	90	28161	1.4 (II)	19.91	7860	10116	8543	6264																																																																																																																																																																																																																																																																																																																																																																																																																																														
	79	31888	1.2 (I)	22.53	7566	10116	8543	6345																																																																																																																																																																																																																																																																																																																																																																																																																																														
	76	33013	1.2 (I)	23.33	7467	10116	8543	6336																																																																																																																																																																																																																																																																																																																																																																																																																																														
	65	38652	1.1 (I)	27.35	6898	10116	8543	6433																																																																																																																																																																																																																																																																																																																																																																																																																																														
	195	12920	3.2 (III)	9.16	8120	11240	12838	4575				SK 9072.1 - 225 RP/4	1399.9	E120																																																																																																																																																																																																																																																																																																																																																																																																																																								
	175	14439	2.9 (III)	10.19	8311	11240	13114	4672																																																																																																																																																																																																																																																																																																																																																																																																																																														
156	16183	2.7 (III)	11.48	8502	11240	13387	4768																																																																																																																																																																																																																																																																																																																																																																																																																																															
148	17031	2.6 (III)	12.06	8586	11240	13506	4809																																																																																																																																																																																																																																																																																																																																																																																																																																															
143	17670	2.5 (III)	12.51	8646	11240	13590	4839																																																																																																																																																																																																																																																																																																																																																																																																																																															
127	19831	2.3 (III)	14.06	8830	11240	13842	4926																																																																																																																																																																																																																																																																																																																																																																																																																																															
115	21870	3.0 (III)	15.40	9099	11240	14276	5082																																																																																																																																																																																																																																																																																																																																																																																																																																															
109	23217	2.9 (III)	16.44	9237	11240	14487	5157																																																																																																																																																																																																																																																																																																																																																																																																																																															
97	25946	2.7 (III)	18.29	9412	11240	14720	5238																																																																																																																																																																																																																																																																																																																																																																																																																																															
87	29080	2.6 (III)	20.61	9580	11240	14837	5312																																																																																																																																																																																																																																																																																																																																																																																																																																															
79	31752	2.4 (III)	22.46	9701	11240	14837	5362																																																																																																																																																																																																																																																																																																																																																																																																																																															
71	35635	2.1 (III)	25.24	9845	11240	14837	5417																																																																																																																																																																																																																																																																																																																																																																																																																																															
61	41404	1.8 (II)	29.29	10004	11240	14837	5467																																																																																																																																																																																																																																																																																																																																																																																																																																															
51	49656	1.5 (II)	35.19	10141	11240	14837	5485																																																																																																																																																																																																																																																																																																																																																																																																																																															

Helical Bevel
Gear Units






40.0 hp
50.0 hp

P ₁ [hp]	n ₂ [rpm]	M ₂ [lb-in]	f _B (AGMA Class)	i _{ges}	F _R [lb]	F _A [lb]	F _{R VL} [lb]	F _{A VL} [lb]	Unit Type	lb	inch E		
40.00	43	57963	1.2 (I)	41.11	10199	11240	14837	5458	SK 9072.1 - 225 RP/4	1399.9	E120		
	40	63291	1.1 (I)	44.81	10202	11240	14837	5420					
	35	71031	1.0 (I)	50.35	10168	11240	14837	5344					
	31	82530	0.9 (I)	58.44	9666	11240	14739	5191					
	145	17438	4.3 (III)	12.31	13258	13489	21357	10907				SK 9082.1 - 225 RP/4	1973.1
	103	24478	4.7 (III)	17.35	14485	13489	21357	11950					
	80	31690	3.6 (III)	22.37	14880	13489	21357	12693					
	67	37830	3.0 (III)	26.71	14653	13489	21357	13201					
	57	44236	2.6 (III)	31.27	14402	13489	21357	13489					
	50	50704	2.3 (III)	35.83	14135	13489	21357	13489					
	43	58771	2.0 (III)	41.54	13781	13489	21357	13489					
	40	63167	1.8 (II)	44.63	13578	13489	21357	13489					
	33	75404	1.5 (II)	53.28	12976	13489	21357	13489					
	29	88174	1.3 (I)	62.39	12286	13489	21357	13489					
	25	101067	1.1 (I)	71.50	11520	13489	21357	13489					
22	117146	1.0 (I)	82.88	10457	13489	21357	13489						
19	135522	0.8 (I)	95.86	9073	13489	21357	13489	SK 9086.1 - 225 RP/4	2524.3	E124			
71	35728	5.0 (III)	25.21	21072	14613	26977	14613						
60	41779	4.2 (III)	29.52	21854	14613	26977	14613						
50	50183	3.2 (III)	35.44	22692	14613	26977	14613						
42	59658	3.0 (III)	42.13	23616	14613	26977	14613						
35	71215	2.5 (III)	50.30	23140	14613	26977	14613						
30	83276	2.1 (III)	58.90	22586	14613	26977	14613						
26	95452	1.9 (II)	67.50	22005	14613	26977	14613						
23	110638	1.6 (II)	78.24	21248	14613	26977	14613						
20	127993	1.4 (II)	90.50	20333	14613	26977	14613				SK 9092.1 - 225 RP/4	3780.9	E126
50.00	44	57575	4.9 (III)	40.65	23100	15737	35969	15737					
	41	61686	4.0 (III)	43.68	22925	15737	35969	15737					
	39	64993	4.4 (III)	46.02	22857	15737	35969	15737					
	37	67698	4.2 (III)	47.93	22742	15737	35969	15737					
	36	70261	4.0 (III)	49.75	22551	15737	35969	15737					
	30	82913	3.4 (III)	58.66	21983	15737	35969	15737					
	26	97492	2.9 (III)	68.87	21411	15737	35969	15737					
	22	112966	2.5 (III)	80.00	20670	15737	35819	15737					
	19	129548	2.2 (III)	91.60	19835	15737	34801	15737					
	17	144576	2.0 (III)	102.28	19043	15737	33848	15737					
15	169819	1.7 (II)	120.23	17629	15737	32192	15737	SK 9096.1 - 225 RP/4	4519.5	E128			
25	99438	4.5 (III)	70.41	37227	22481								
22	115013	3.8 (III)	81.43	36778	22481								
20	126545	3.5 (III)	89.60	36417	22481								
17	144306	3.1 (III)	102.18	35811	22481								
15	166909	2.7 (III)	118.18	35101	22481								
13	188395	2.3 (III)	133.53	34316	22481								
12	217903	2.0 (III)	154.29	33320	22481								
10	244914	1.8 (II)	173.41	32254	22481								
8.9	283274	1.6 (II)	200.57	30832	22481						SK 9096.1/62 - 225 RP/4	4808.3	E132
8.5	295106	1.5 (II)	208.95	30278	22481								
7.6	329797	1.3 (I)	233.51	28826	22481								
6.6	381452	1.2 (I)	270.09	26634	22481								
6.0	419701	1.1 (I)	297.17	24832	22481								
5.6	452959	1.0 (I)	320.72	23061	22481								
4.8	523905	0.8 (I)	370.95	19381	22481								


Helical Bevel Gear Units

50.0 hp



P_1 [hp]	n_2 [rpm]	M_2 [lb-in]	f_B (AGMA Class)	i_{ges}	F_R [lb]	F_A	$F_{R VL}$ [lb]	$F_{A VL}$	Unit Type		 inch
50.00	220	14346	1.6 (II)	8.10	8202	10116	8543	5120	SK 9052.1 - 225 SP/4	1124.4	E116
	189	16693	1.4 (II)	9.40	8434	10116	8543	5248			
	180	17522	1.4 (II)	9.93	8463	10116	8543	5286			
	167	18911	1.4 (II)	10.71	8402	10116	8543	5344			
	150	21050	1.6 (II)	11.88	8298	10116	8543	5419			
	132	23836	1.6 (II)	13.45	8144	10116	8543	5494			
	109	28892	1.3 (I)	16.33	7806	10116	8543	5582			
	100	31625	1.2 (I)	17.94	7588	10116	8543	5808			
	90	35201	1.1 (I)	19.91	7262	10116	8543	5847			
	79	39860	1.0 (I)	22.53	6757	10116	8543	5872			
	76	41267	0.9 (I)	23.33	6584	10116	8543	5840			
	65	48316	0.8 (I)	27.35	5528	10116	8543	5860			
	195	16150	2.6 (III)	9.16	7866	10931	12362	4401	SK 9072.1 - 225 SP/4	1433	E120
	175	18049	2.3 (III)	10.19	8027	11157	12582	4478			
	156	20229	2.2 (III)	11.48	8184	11240	12792	4551			
	148	21289	2.1 (III)	12.06	8251	11240	12879	4580			
	143	22088	2.0 (III)	12.51	8299	11240	12939	4601			
	127	24789	1.9 (II)	14.06	8440	11240	13112	4660			
	115	27338	2.4 (III)	15.40	8699	11240	13529	4810			
	109	29021	2.3 (III)	16.44	8823	11240	13716	4876			
	97	32432	2.1 (III)	18.29	8949	11240	13858	4924			
	87	36349	2.1 (III)	20.61	9061	11240	13969	4960			
	79	39690	1.9 (II)	22.46	9134	11240	14028	4978			
	71	44544	1.7 (II)	25.24	9209	11240	14062	4985			
	61	51755	1.5 (II)	29.29	9266	11240	14024	4965			
	51	62070	1.2 (I)	35.19	9256	11240	13824	4883			
	43	72454	0.9 (I)	41.11	9164	11240	13492	4755			
40	79114	0.9 (I)	44.81	9073	11240	13225	4653				
35	88789	0.8 (I)	50.35	8901	11240	12774	4483				
	222	14218	4.5 (III)	8.04	11733	13489	21357	9647	SK 9082.1 - 225 SP/4	2006.2	E122
	187	16837	4.6 (III)	9.54	12226	13489	21357	10061			
	145	21797	3.4 (III)	12.31	12984	13489	21357	10704			
	122	25838	4.5 (III)	14.61	13621	13489	21357	11251			
	103	30597	3.8 (III)	17.35	14133	13489	21357	11693			
	80	39613	2.9 (III)	22.37	14585	13489	21357	12361			
	67	47287	2.4 (III)	26.71	14278	13489	21357	12805			
	57	55295	2.1 (III)	31.27	13937	13489	21357	13180			
	50	63380	1.8 (II)	35.83	13568	13489	21357	13488			
	43	73464	1.6 (II)	41.54	13075	13489	21357	13489			
	40	78959	1.5 (II)	44.63	12791	13489	21357	13489			
	33	94255	1.2 (I)	53.28	11933	13489	21357	13489			
	29	110218	1.0 (I)	62.39	10930	13489	21357	13489			
25	126334	0.9 (I)	71.50	9789	13489	21357	13489				
	84	37412	4.7 (III)	21.12	19793	14613	26977	14438	SK 9086.1 - 225 SP/4	2557.4	E124
	71	44660	4.0 (III)	25.21	20596	14613	26977	14613			
	60	52223	3.4 (III)	29.52	21297	14613	26977	14613			
	50	62728	2.5 (III)	35.44	22004	14613	26977	14613			
	42	74572	2.4 (III)	42.13	22821	14613	26977	14613			
	35	89019	2.0 (III)	50.30	22315	14613	26977	14613			
	30	104095	1.7 (II)	58.90	21579	14613	26977	14613			
	26	119315	1.5 (II)	67.50	20796	14613	26977	14613			
	23	138297	1.3 (I)	78.24	19766	14613	26977	14613			
20	159991	1.1 (I)	90.50	18509	14613	26977	14613				
	52	60249	4.7 (III)	34.15	22986	15737	35969	15737	SK 9092.1 - 225 SP/4	3814	E126
	46	69092	4.1 (III)	39.10	22602	15737	35969	15737			
	44	71968	3.9 (III)	40.65	22476	15737	35969	15737			

Helical Bevel
Gear Units




50.0 hp
60.0 hp

P_1 [hp]	n_2 [rpm]	M_2 [lb-in]	f_B (AGMA Class)	i_{ges}	F_R [lb]	F_A	$F_{R VL}$ [lb]	$F_{A VL}$	Unit Type	lb	inch E
50.00	41	77107	3.2 (III)	43.68	22246	15737	35969	15737	SK 9092.1 - 225 SP/4	3814	E126
	39	81241	3.5 (III)	46.02	22152	15737	35969	15737			
	37	84623	3.3 (III)	47.93	22000	15737	35969	15737			
	36	87826	3.2 (III)	49.75	21756	15737	35969	15737			
	30	103641	2.7 (III)	58.66	21003	15737	35969	15737			
	26	121865	2.3 (III)	68.87	20226	15737	35277	15737			
	22	141208	2.0 (III)	80.00	19223	15737	34064	15737			
	19	161935	1.7 (II)	91.60	18082	15737	32717	15737			
	17	180720	1.6 (II)	102.28	16986	15737	31451	15737			
	15	212274	1.3 (I)	120.23	15001	15737	29228	15737			
	33	95237	4.2 (III)	53.95	37355	22481					
	29	110153	4.0 (III)	62.39	36927	22481					
	25	124297	3.6 (III)	70.41	36455	22481					
	22	143766	3.1 (III)	81.43	35867	22481					
	20	158181	2.8 (III)	89.60	35392	22481					
17	180383	2.5 (III)	102.18	34595	22481						
15	208636	2.1 (III)	118.18	33654	22481						
13	235494	1.9 (II)	133.53	32609	22481						
12	272378	1.6 (II)	154.29	31263	22481						
10	306142	1.4 (II)	173.41	29824	22481						
8.9	354092	1.2 (I)	200.57	27863	22481						
50.00	8.5	368883	1.2 (I)	208.95	27105	22481			SK 9096.1/62 - 225 SP/4	4841.4	E132
	7.6	412247	1.1 (I)	233.51	25080	22481					
	6.6	476816	0.9 (I)	270.09	21950	22481					
	6.0	524626	0.8 (I)	297.17	19340	22481					
60.00	195	19380	2.1 (III)	9.16	7612	10586	11886	4228	SK 9072.1 - 225 MP/4	1510.2	E120
	175	21659	1.9 (II)	10.19	7743	10772	12051	4284			
	156	24274	1.8 (II)	11.48	7866	10948	12196	4333			
	148	25547	1.7 (II)	12.06	7917	11021	12252	4352			
	143	26506	1.7 (II)	12.51	7952	11072	12289	4364			
	127	29747	1.5 (II)	14.06	8050	11215	12382	4393			
	115	32806	2.0 (III)	15.40	8299	11240	12783	4538			
	109	34825	1.9 (II)	16.44	8409	11240	12944	4595			
	97	38919	1.8 (II)	18.29	8486	11240	12996	4609			
	87	43619	1.7 (II)	20.61	8542	11240	13003	4608			
	79	47628	1.6 (II)	22.46	8568	11240	12973	4593			
	71	53453	1.4 (II)	25.24	8574	11240	12878	4553			
	61	62106	1.2 (I)	29.29	8527	11240	12648	4463			
	222	17061	3.7 (III)	8.04	11555	13489	21357	9514			
	187	20204	3.8 (III)	9.54	12014	13489	21357	9904			
161	23525	3.4 (III)	11.10	12426	13489	21357	10256				
145	26157	2.8 (III)	12.31	12710	13489	21357	10500				
122	31006	3.7 (III)	14.61	13324	13489	21357	11035				
103	36717	3.1 (III)	17.35	13782	13489	21357	11437				
88	42753	2.7 (III)	20.16	14177	13489	21357	11791				
80	47535	2.4 (III)	22.37	14268	13489	21357	12029				
67	56744	2.0 (III)	26.71	13873	13489	21357	12408				
57	66354	1.7 (II)	31.27	13426	13489	21357	12716				
50	76056	1.5 (II)	35.83	12942	13489	21357	12957				
43	88156	1.3 (I)	41.54	12287	13489	21357	13182				
40	94750	1.2 (I)	44.63	11904	13489	21357	13275				
33	113107	1.0 (I)	53.28	10736	13489	21357	13447				
29	132262	0.9 (I)	62.39	9333	13489	21357	13489				


Helical Bevel Gear Units

60.0 hp
75.0 hp



P ₁ [hp]	n ₂ [rpm]	M ₂ [lb-in]	f _B (AGMA Class)	i _{ges}	F _R [lb]	F _A	F _{R VL} [lb]	F _{A VL}	Unit Type	lb	inch
60.00	144	26177	4.7 (III)	12.31	16990	14613	26977	12379	SK 9086.1 - 225 MP/4	2634.5	E124
	121	31249	4.2 (III)	14.70	17702	14613	26977	12908			
	109	34677	4.8 (III)	16.38	18315	14613	26977	13359			
	100	37764	4.5 (III)	17.77	18617	14613	26977	13585			
	84	44894	3.9 (III)	21.12	19394	14613	26977	14166			
	71	53592	3.3 (III)	25.21	20119	14613	26977	14613			
	60	62668	2.8 (III)	29.52	20740	14613	26977	14613			
	50	75274	2.1 (III)	35.44	21317	14613	26977	14613			
	42	89487	2.0 (III)	42.13	22025	14613	26977	14613			
	35	106823	1.7 (II)	50.30	21442	14613	26977	14613			
	30	124914	1.4 (II)	58.90	20499	14613	26977	14613			
	26	143178	1.2 (I)	67.50	19491	14613	26977	14613			
	23	165957	1.1 (I)	78.24	18148	14613	26977	14613			
	103	36638	5.0 (III)	17.26	23878	15737	35969	15737	SK 9092.1 - 225 MP/4	3891.2	E126
	61	62170	4.6 (III)	29.28	22975	15737	35969	15737			
	52	72298	3.9 (III)	34.15	22461	15737	35969	15737			
	46	82911	3.4 (III)	39.10	21983	15737	35969	15737			
	44	86362	3.3 (III)	40.65	21824	15737	35969	15737			
	41	92529	2.7 (III)	43.68	21536	15737	35969	15737			
	39	97489	2.9 (III)	46.02	21411	15737	35969	15737			
	37	101547	2.8 (III)	47.93	21220	15737	35969	15737			
	36	105391	2.7 (III)	49.75	20917	15737	35969	15737			
	30	124369	2.3 (III)	58.66	19958	15737	34916	15737			
	26	146238	1.9 (II)	68.87	18953	15737	33741	15737			
	22	169449	1.7 (II)	80.00	17651	15737	32217	15737			
	19	194322	1.5 (II)	91.60	16153	15737	30508	15737			
17	216864	1.3 (I)	102.28	14697	15737	28895	15737				
	37	101250	4.4 (III)	47.79	37199	22481			SK 9096.1 - 225 MP/4	4629.7	E128
	33	114284	3.5 (III)	53.95	36769	22481					
	32	119177	3.7 (III)	56.26	36616	22481					
	29	132184	3.3 (III)	62.39	36239	22481					
	27	137844	3.2 (III)	65.07	36058	22481					
	25	149157	3.0 (III)	70.41	35649	22481					
	22	172519	2.6 (III)	81.43	34911	22481					
	20	189818	2.3 (III)	89.60	34318	22481					
	17	216460	2.0 (III)	102.18	33314	22481					
	15	250363	1.8 (II)	118.18	32113	22481					
	13	282593	1.6 (II)	133.53	30783	22481					
	12	326854	1.4 (II)	154.29	29040	22481					
		8.5	442659	1.0 (I)	208.95	23584	22481				
7.6		494696	0.9 (I)	233.51	20864	22481					
75.00	222	21327	3.0 (III)	8.04	11287	13489	21357	9315	SK 9082.1 - 250 WP/4	2160.5	E122
	187	25255	3.0 (III)	9.54	11697	13489	21357	9669			
	161	29407	2.7 (III)	11.10	12057	13489	21357	9982			
	145	32696	2.3 (III)	12.31	12300	13489	21357	10195			
	122	38757	3.0 (III)	14.61	12879	13489	21357	10710			
	103	45896	2.5 (III)	17.35	13255	13489	21357	11053			
	88	53441	2.2 (III)	20.16	13564	13489	21357	11343			
	80	59419	1.9 (II)	22.37	13751	13489	21357	11531			
	67	70930	1.6 (II)	26.71	13203	13489	21357	11814			
	57	82943	1.4 (II)	31.27	12577	13489	21357	12022			
	50	95071	1.2 (I)	35.83	11885	13489	21357	12161			
	43	110195	1.0 (I)	41.54	10932	13489	21357	12259			
	40	118438	1.0 (I)	44.63	10365	13489	21357	12283			
33	141383	0.8 (I)	53.28	8587	13489	21357	12262				

Helical Bevel Gear Units




75.0 hp

P ₁ [hp]	n ₂ [rpm]	M ₂ [lb-in]	f _B (AGMA Class)	i _{ges}	F _R [lb]	F _A	F _{R VL} [lb]	F _{A VL}	Unit Type	lb	inch E
75.00	187	25275	4.6 (III)	9.55	15661	14613	26977	11414	SK 9086.1 - 250 WP/4	2711.7	E124
	154	30791	4.9 (III)	11.60	16510	14613	26977	12042			
	144	32722	3.8 (III)	12.31	16604	14613	26977	12115			
	121	39061	3.4 (III)	14.70	17241	14613	26977	12593			
	109	43346	3.9 (III)	16.38	17853	14613	26977	13044			
	100	47205	3.6 (III)	17.77	18099	14613	26977	13232			
	84	56118	3.2 (III)	21.12	18796	14613	26977	13758			
	71	66990	2.6 (III)	25.21	19405	14613	26977	14225			
	60	78335	2.3 (III)	29.52	19903	14613	26977	14613			
	50	94092	1.7 (II)	35.44	20284	14613	26977	14613			
	42	111858	1.6 (II)	42.13	20832	14613	26977	14613			
	35	133529	1.3 (I)	50.30	20030	14613	26977	14613			
	30	156142	1.1 (I)	58.90	18738	14613	26977	14613			
	26	178973	1.0 (I)	67.50	17337	14613	26977	14613			
	23	207446	0.9 (I)	78.24	15440	14613	26977	14613			
126	37528	4.6 (III)	14.10	23841	15737	35969	15737	SK 9092.1 - 250 WP/4	3968.3	E126	
103	45797	4.0 (III)	17.26	23492	15737	35969	15737				
72	66092	4.3 (III)	24.94	22735	15737	35969	15737				
61	77713	3.6 (III)	29.28	22307	15737	35969	15737				
52	90373	3.1 (III)	34.15	21637	15737	35969	15737				
46	103639	2.7 (III)	39.10	21003	15737	35969	15737				
44	107952	2.6 (III)	40.65	20791	15737	35941	15737				
41	115661	2.1 (III)	43.68	20404	15737	35463	15737				
39	121862	2.3 (III)	46.02	20226	15737	35277	15737				
37	126934	2.2 (III)	47.93	19969	15737	34964	15737				
36	131739	2.1 (III)	49.75	19572	15737	34442	15737				
30	155462	1.8 (II)	58.66	18268	15737	32884	15737				
26	182797	1.5 (II)	68.87	16861	15737	31308	15737				
22	211811	1.3 (I)	80.00	15032	15737	29262	15737				
19	242903	1.2 (I)	91.60	12881	15737	26945	15737				
17	271080	1.0 (I)	102.28	10737	15737	24731	15737				
49	95956	4.6 (III)	36.24	37359	22481	SK 9096.1 - 250 WP/4	4706.9	E128			
43	109423	4.0 (III)	41.32	36920	22481						
37	126562	3.5 (III)	47.79	36417	22481						
33	142855	2.8 (III)	53.95	35858	22481						
32	148972	3.0 (III)	56.26	35655	22481						
29	165230	2.7 (III)	62.39	35157	22481						
27	172305	2.6 (III)	65.07	34919	22481						
25	186446	2.4 (III)	70.41	34384	22481						
22	215649	2.1 (III)	81.43	33402	22481						
20	237272	1.9 (II)	89.60	32606	22481						
17	270574	1.6 (II)	102.18	31261	22481						
15	312953	1.4 (II)	118.18	29625	22481						
13	353241	1.3 (I)	133.53	27805	22481						
12	408568	1.1 (I)	154.29	25366	22481						



Helical Bevel Gear Units



Helical Bevel Gear Units



SK 920072.1 SK 930072.1




	i_{ges}	n_2 $n_1 =$ 1750 rpm [rpm]	M_{2max} $f_B = 1$ [lb-in]	W			NEMA						
				P_{1max}		$f_B \geq 1$	$f_B \Rightarrow$ E4 – 51						
				$n_1 =$ 1750 [hp]	$n_1 =$ 1150 [hp]	$n_1 =$ 875 [hp]	56C	140TC	180TC	210TC	250TC	280TC	
SK 920072.1	47.67	37	332	0.19	0.13	0.10	*	*					
SK 930072.1	41.56	42	332	0.22	0.15	0.11	*	*					
W	36.67	48	332	0.24	0.16	0.12	*	*					
$\frac{W}{in}$	27.52	64	354	0.36	0.23	0.18	*	*					
\Rightarrow E133, 135	24.29	72	398	0.46	0.30	0.23	*	*					
	20.53	85	398	0.51	0.33	0.25	*	*					
NEMA	18.52	95	443	0.66	0.44	0.33	*	*					
$\frac{W}{in}$	16.00	109	443	0.77	0.50	0.38	*	*					
\Rightarrow E140, 142	13.53	129	443	0.91	0.60	0.45	*	*					
	12.33	142	443	1.00	0.65	0.50		*					
	10.43	168	443	1.00	0.77	0.59		*					
	8.97	195	443	1.00	0.82	0.63		*					
	7.58	231	443	1.00	0.82	0.63		*					
	6.67	263	443	1.00	0.82	0.63		*					
	6.40	273	443	1.00	0.82	0.63		*					
	5.64	310	398	1.00	0.82	0.63		*					
	5.17	339	332	1.00	0.82	0.63		*					
	4.50	389	354	1.00	0.82	0.63		*					
	3.97	440	354	1.00	0.82	0.63		*					
	3.36	521	354	1.00	0.82	0.63		*					
	3.03	578	354	1.00	0.82	0.63		*					

* Caution: do not exceed the maximum drive power P_{1max} according to the Type W column.
The italicized power values shown are not the mechanical limit and may be increased through discussion with NORD engineering.

Total Weight [lbs]

Gear Unit	W	56C	140TC
SK 920072.1	3.31	2.21	2.21
SK 930072.1	3.31	2.21	2.21



SK 92072.1 SK 93072.1

	i_{ges}	n_2 $n_1 =$ 1750 rpm [rpm]	M_{2max} $f_B = 1$ [lb-in]	W			NEMA					
				P_{1max}		$f_B \geq 1$	$f_B \Rightarrow$ E4 – 51					
				$n_1 =$ 1750 [hp]	$n_1 =$ 1150 [hp]	$n_1 =$ 875 [hp]	56C	140TC	180TC	210TC	250TC	280TC
SK 92072.1	61.88	28	522	0.23	0.15	0.12	*	*				
SK 93072.1	53.78	33	460	0.24	0.16	0.12	*	*				
W	47.67	37	407	0.24	0.16	0.12	*	*				
$\frac{W}{in}$	40.98	43	522	0.35	0.23	0.18	*	*				
\Rightarrow E133, 135	35.62	49	575	0.45	0.29	0.22	*	*				
	31.57	55	575	0.51	0.33	0.25	*	*				
NEMA	27.16	64	575	0.59	0.39	0.29	*	*				
$\frac{W}{in}$	24.07	73	699	0.81	0.53	0.40	*	*				
\Rightarrow E140, 142	20.80	84	717	0.96	0.63	0.48	*	*				
	18.52	95	531	0.80	0.52	0.40	*	*				
	16.00	109	584	1.01	0.67	0.51		*				
	12.78	137	522	1.13	0.75	0.57		*				
	11.11	158	575	1.44	0.94	0.72		*				
	9.85	178	673	<i>1.50</i>	<i>0.99</i>	<i>0.75</i>		*				
	8.67	202	655	<i>1.50</i>	<i>0.99</i>	<i>0.75</i>		*				
	7.58	231	637	<i>1.50</i>	<i>0.99</i>	<i>0.75</i>		*				
	6.67	262	602	<i>1.50</i>	<i>0.99</i>	<i>0.75</i>		*				
	5.83	300	637	<i>1.50</i>	<i>0.99</i>	<i>0.75</i>		*				
	5.17	339	593	<i>1.50</i>	<i>0.99</i>	<i>0.75</i>		*				
	4.65	376	575	<i>1.50</i>	<i>0.99</i>	<i>0.75</i>		*				
	3.97	440	602	<i>1.50</i>	<i>0.99</i>	<i>0.75</i>		*				
	3.58	489	584	<i>1.50</i>	<i>0.99</i>	<i>0.75</i>		*				

* **Caution:** do not exceed the maximum drive power P_{1max} according to the Type W column.
The italicized power values shown are not the mechanical limit and may be increased through discussion with NORD engineering.

Total Weight [lbs]

Gear Unit	W	56C	140TC
SK 92072.1	15	14	14
SK 93072.1	15	14	14

SK 92172.1 SK 93172.1




	i_{ges}	n_2 $n_1 =$ 1750 rpm [rpm]	M_{2max} $f_B = 1$ [lb-in]	W			NEMA					
				P_{1max}		$f_B \geq 1$	$f_B \Rightarrow$ E4 – 51					
				$n_1 =$ 1750 [hp]	$n_1 =$ 1150 [hp]	$n_1 =$ 875 [hp]	56C	140TC	180TC	210TC	250TC	280TC
SK 92172.1	70.00	25	646	0.26	0.17	0.13	*	*				
SK 93172.1	63.78	27	593	0.26	0.17	0.13	*	*				
W	56.00	31	522	0.26	0.17	0.13	*	*				
$\frac{W}{in}$	46.43	38	823	0.49	0.32	0.25	*	*				
\Rightarrow E134, 136	42.30	41	912	0.60	0.39	0.30	*	*				
	38.75	45	823	0.59	0.39	0.29	*	*				
	37.14	47	797	0.60	0.39	0.30	*	*				
NEMA	35.31	50	956	0.75	0.49	0.38	*	*				
$\frac{NEMA}{in}$	31.00	56	956	0.86	0.56	0.43	*	*				
\Rightarrow E140, 142	28.24	62	956	0.94	0.62	0.47	*	*				
	24.80	71	1062	1.19	0.78	0.59		*				
	20.67	85	920	1.24	0.81	0.62		*				
	15.23	115	823	1.50	0.99	0.75		*				
	13.87	126	956	1.91	1.26	0.96		*				
	12.34	142	956	2.00	1.31	1.00						
	12.18	144	1009	2.00	1.31	1.00						
	10.83	162	1000	2.00	1.31	1.00						
	10.15	172	841	2.00	1.31	1.00						
	9.49	184	947	2.00	1.31	1.00						
	9.03	194	832	2.00	1.31	1.00						
	8.33	210	1018	2.00	1.31	1.00						
	7.83	223	982	2.00	1.31	1.00						
	6.94	252	974	2.00	1.31	1.00						
	6.53	268	823	2.00	1.31	1.00						
	5.77	303	814	2.00	1.31	1.00						
	5.26	333	947	2.00	1.31	1.00						
	4.89	358	947	2.00	1.31	1.00						
	4.30	407	938	2.00	1.31	1.00						
	3.85	455	788	2.00	1.31	1.00						
	3.58	489	779	2.00	1.31	1.00						

* Caution: do not exceed the maximum drive power P_{1max} according to the Type W column.
The italicized power values shown are not the mechanical limit and may be increased through discussion with NORD engineering.

Helical Bevel Gear Units

Gear Unit	Total Weight [lbs]		
	W	56C	140TC
SK 92172.1	19	18	18
SK 93172.1	19	18	18



SK 92372.1

SK 93372.1

	i_{ges}	n_2 $n_1 =$ 1750 rpm [rpm]	M_{2max} $f_B = 1$ [lb-in]	W			NEMA							
				P_{1max}		$f_B \geq 1$	$f_B \Rightarrow$ E4 – 51							
				$n_1 =$ 1750 [hp]	$n_1 =$ 1150 [hp]	$n_1 =$ 875 [hp]	56C	140TC	180TC	210TC	250TC	280TC		
SK 92372.1	55.49	32	1398	0.70	0.46	0.35	*	*						
SK 93372.1	49.46	35	1248	0.70	0.46	0.35	*	*						
W	46.64	38	1629	0.97	0.64	0.48	*	*						
$\frac{W}{in}$	41.46	42	1629	1.09	0.72	0.55		*						
\Rightarrow E134, 136	36.80	48	1629	1.23	0.81	0.61		*						
	32.80	53	1752	1.48	0.97	0.74		*						
	28.11	62	1629	1.61	1.06	0.80		*						
NEMA	25.06	70	1938	2.15	1.41	1.07								
$\frac{W}{in}$	22.49	78	1629	2.01	1.32	1.01			*					
\Rightarrow E141, 143	20.04	87	1938	2.69	1.76	1.34			*					
	18.33	95	1620	2.45	1.61	1.23								
	15.84	110	1629	2.85	1.88	1.43			*					
	14.12	124	1929	3.79	2.49	1.90			*					
	12.56	139	1629	3.60	2.36	1.80			*					
	11.20	156	1929	4.78	3.14	2.39			*					
	10.33	171	1947	<i>5.00</i>	<i>3.29</i>	<i>2.50</i>								
	10.22	169	1629	4.38	2.88	2.19			*					
	9.11	192	1929	<i>5.00</i>	<i>3.29</i>	<i>2.50</i>								
	8.19	214	1841	<i>5.00</i>	<i>3.29</i>	<i>2.50</i>								
	7.01	250	1779	<i>5.00</i>	<i>3.29</i>	<i>2.50</i>								
	6.67	263	1814	<i>5.00</i>	<i>3.29</i>	<i>2.50</i>								
	5.83	300	1673	<i>5.00</i>	<i>3.29</i>	<i>2.50</i>								
	5.13	341	1637	<i>5.00</i>	<i>3.29</i>	<i>2.50</i>								
	4.31	406	1646	<i>5.00</i>	<i>3.29</i>	<i>2.50</i>								
	3.72	471	1602	<i>5.00</i>	<i>3.29</i>	<i>2.50</i>								



* Caution: do not exceed the maximum drive power P_{1max} according to the Type W column.
The italicized power values shown are not the mechanical limit and may be increased through discussion with NORD engineering.

Total Weight [lbs]

Gear Unit	W	56C	140TC	180TC
SK 92172.1	31	29	29	31
SK 93172.1	31	29	29	31

SK 92672.1

SK 93672.1




	i_{ges}	n_2 $n_1 =$ 1750 rpm [rpm]	M_{2max} $f_B = 1$ [lb-in]	W			NEMA					
				P_{1max}		$f_B \geq 1$	$f_B \Rightarrow$ E4 – 51					
				$n_1 =$ 1750 [hp]	$n_1 =$ 1150 [hp]	$n_1 =$ 875 [hp]	56C	140TC	180TC	210TC	250TC	280TC
SK 92672.1	48.56	36	2815	1.61	1.06	0.80		*				
SK 93672.1	43.28	40	2708	1.74	1.14	0.87		*				
W	37.82	46	2815	2.07	1.36	1.03						
$\frac{W}{in}$	33.71	52	3213	2.65	1.74	1.32						
\Rightarrow E134, 136	30.67	57	2815	2.55	1.67	1.27						
	27.33	64	3222	3.27	2.15	1.64						
NEMA	24.88	70	3213	3.59	2.36	1.79			*			
$\frac{NEMA}{in}$	20.00	88	2753	3.82	2.51	1.91						
\Rightarrow E141, 143	18.21	96	3089	4.71	3.10	2.36			*			
	17.46	100	2806	4.46	2.93	2.23			*			
	15.56	112	3213	5.73	3.77	2.87						
	14.40	121	2806	5.41	3.55	2.70						
	12.84	136	3213	6.95	4.57	3.47						
	11.39	154	3195	7.79	5.12	3.89						
	10.16	172	3213	8.78	5.77	4.39				*		
	9.39	186	3142	9.29	6.10	4.64						
	8.33	210	3098	10.00	6.57	5.00						
	7.44	235	3089	10.00	6.57	5.00						
	6.68	262	2806	10.00	6.57	5.00						
	5.64	310	2744	10.00	6.57	5.00						
	4.36	401	2788	10.00	6.57	5.00						

* Caution: do not exceed the maximum drive power P_{1max} according to the Type W column.
The italicized power values shown are not the mechanical limit and may be increased through discussion with NORD engineering.

Total Weight [lbs]

Gear Unit	W	56C	140TC	180TC	210TC
SK 92672.1	55	53	53	55	29
SK 93672.1	55	53	53	55	29



SK 92772.1 SK 93772.1

	i_{ges}	n_2 $n_1 =$ 1750 rpm [rpm]	M_{2max} $f_B = 1$ [lb-in]	W			NEMA								
				P_{1max}		$f_B \geq 1$	$f_B \Rightarrow$ E4 - 51								
				$n_1 =$ 1750 [hp]	$n_1 =$ 1150 [hp]	$n_1 =$ 875 [hp]	56C	140TC	180TC	210TC	250TC	280TC			
SK 92772.1	66.96	26	4328	1.79	1.18	0.90		*							
SK 93772.1	59.68	29	3859	1.80	1.18	0.90		*							
W	52.64	33	5116	2.70	1.77	1.35									
$\frac{W}{in}$	46.92	37	4558	2.70	1.77	1.35									
\Rightarrow E134, 136	39.32	45	5576	3.56	2.34	1.78									
	35.04	50	5841	3.94	2.59	1.97			*						
NEMA	31.85	55	5576	4.63	3.04	2.31			*						
$\frac{W}{in}$	28.38	62	5355	4.86	3.19	2.43			*	*					
\Rightarrow E141, 143	27.65	63	5576	5.24	3.44	2.62			*	*					
	25.34	69	5576	5.60	3.68	2.80									
	24.64	71	5797	6.11	4.01	3.05				*					
	22.59	77	5753	6.53	4.29	3.27									
	21.14	83	5576	7.07	4.65	3.54					*				
	19.17	91	5576	7.32	4.81	3.66					*				
	18.84	93	5664	8.08	5.31	4.04					*				
	17.08	102	5709	8.35	5.49	4.17					*				
	15.42	113	5585	9.28	6.10	4.64					*				
	13.79	127	5355	<i>10.00</i>	<i>6.57</i>	<i>5.00</i>									
	12.50	140	5275	<i>10.00</i>	<i>6.57</i>	<i>5.00</i>									
	11.28	155	5089	<i>10.00</i>	<i>6.57</i>	<i>5.00</i>									
	9.81	178	5125	<i>10.00</i>	<i>6.57</i>	<i>5.00</i>									
	8.85	198	4912	<i>10.00</i>	<i>6.57</i>	<i>5.00</i>									
	7.18	244	4833	<i>10.00</i>	<i>6.57</i>	<i>5.00</i>									
	6.39	274	4363	<i>10.00</i>	<i>6.57</i>	<i>5.00</i>									
	5.12	342	4470	<i>10.00</i>	<i>6.57</i>	<i>5.00</i>									
	4.17	420	4390	<i>10.00</i>	<i>6.57</i>	<i>5.00</i>									

* Caution: do not exceed the maximum drive power P_{1max} according to the Type W column.
The italicized power values shown are not the mechanical limit and may be increased through discussion with NORD engineering.

Helical Bevel Gear Units

Gear Unit	Total Weight [lbs]				
	W	56C	140TC	180TC	210TC
SK 92772.1	80	78	78	80	84
SK 93772.1	80	78	78	80	84

SK 9012.1 SK 9013.1




	i_{ges}	n_2 $n_1 =$ 1750 rpm [rpm]	M_{2max} $f_B = 1$ [lb-in]	W				NEMA							
				P_{1max}		$f_B \geq 1$		$f_B \Rightarrow$ E4 – 51							
				$n_1 =$ 1750 [hp]	$n_1 =$ 1150 [hp]	$n_1 =$ 875 [hp]	$n_1 =$ 580 [hp]	56C	140TC	180TC	210TC	250TC	280TC		
SK 9012.1	332.37	5.3	3540	0.30	0.20	0.15	0.10	*							
	280.71	6.2	3540	0.35	0.23	0.17	0.11	*							
W	246.37	7.1	3540	0.40	0.26	0.20	0.13	*							
$\frac{H}{in}$	205.93	8.5	3540	0.48	0.32	0.24	0.16	*							
\Rightarrow E137	183.10	9.6	3540	0.54	0.36	0.27	0.18	*	*						
	166.59	11	3540	0.62	0.41	0.31	0.20	*							
	140.70	12	3540	0.67	0.44	0.34	0.22	*							
NEMA	123.48	14	3540	0.79	0.52	0.39	<i>0.26</i>	*							
$\frac{H}{in}$	109.79	16	3540	0.90	0.59	0.45	<i>0.30</i>	*	*						
\Rightarrow E144	97.36	18	3540	1.01	0.67	0.51	<i>0.33</i>	*	*						
	86.00	20	3540	1.12	0.74	0.56	0.37		*						
	76.53	23	3540	1.29	0.85	0.65	0.43		*	*					
	62.74	28	3540	1.57	1.04	0.79	0.52		*	*					
	55.17	32	3540	1.80	1.19	0.90	0.59		*	*					
	48.95	36	3540	2.02	1.33	1.01	0.67		*	*					
	41.65	42	3540	2.36	1.56	1.18	0.78			*					
	34.81	50	3540	2.81	1.85	1.40	0.93			*					
	31.45	56	3540	3.15	2.08	1.57	1.04			*					
	27.65	63	3540	3.54	2.34	1.77	1.17			*					
	24.53	71	3540	3.99	2.63	1.99	1.32			*					
	20.87	84	3540	4.72	3.11	2.36	1.56			*					
	17.45	100	3363	5.00	3.30	2.50	1.65								
	15.30	114	3363	5.00	3.30	2.50	1.65								
	12.23	143	1947	4.42	2.92	2.21	1.46			*					
	10.85	161	1770	4.52	2.98	2.26	1.49			*					
	9.23	190	1726	5.00	3.30	2.50	1.65								
	8.09	216	1593	5.00	3.30	2.50	1.65								
SK 9013.1	1690.10	1.0	3540	0.06	0.04	0.03	0.02	*							
	1412.68	1.2	3540	0.07	0.04	0.03	0.02	*							
W	1256.07	1.4	3540	0.08	0.05	0.04	0.03	*							
$\frac{H}{in}$	847.07	2.1	3540	0.12	0.08	0.06	0.04	*							
\Rightarrow E137	667.89	2.6	3540	0.15	0.10	0.07	0.05	*							
	589.96	3.0	3540	0.17	0.11	0.08	0.06	*							
	439.46	4.0	3540	0.22	0.15	0.11	0.07	*							
NEMA	320.60	5.5	3540	0.31	0.20	0.15	0.10	*							
$\frac{H}{in}$	281.92	6.2	3540	0.35	0.23	0.17	0.11	*							
\Rightarrow E147	212.83	8.2	3540	0.46	0.30	0.23	0.15	*							
	177.88	9.8	3540	0.50	0.33	0.25	0.17	*							
	141.29	12	3540	0.50	0.33	0.25	0.17	*							

* Caution: do not exceed the maximum drive power P_{1max} according to the Type W column.
The italicized power values shown are not the mechanical limit and may be increased through discussion with NORD engineering.

Total Weight [lbs]

Gear Unit	W	56C	140TC	180TC
SK 9012.1	75	86	86	101
SK 9013.1	86	90	-	-

Helical Bevel Gear Units



SK 9016.1

SK 9017.1

	i_{ges}	n_2	M_{2max}	W				NEMA								
				$f_B = 1$	P_{1max}		$f_B \geq 1$		$f_B \Rightarrow$ E4 - 51							
					$n_1 =$ 1750 rpm [rpm]	$n_1 =$ 1750 [hp]	$n_1 =$ 1150 [hp]	$n_1 =$ 875 [hp]	$n_1 =$ 580 [hp]	56C	140TC	180TC	210TC	250TC	280TC	
SK 9016.1	277.84	6.3	5222	0.52	0.34	0.26	0.17	*								
	234.64	7.5	5222	0.62	0.41	0.31	0.21	*								
W	205.93	8.5	5399	0.73	0.48	0.36	0.24	*								
$\frac{H}{in}$	183.10	9.6	5399	0.82	0.54	0.41	0.27	*	*							
\Rightarrow E137	149.81	12	5399	1.03	0.68	0.51	0.34		*							
	142.41	12	5399	1.03	0.68	0.51	0.34		*							
NEMA	116.52	15	5399	1.28	0.85	0.64	0.42		*							
$\frac{H}{in}$	91.77	19	4425	1.33	0.88	0.67	0.44		*							
\Rightarrow E144	81.38	22	5310	1.85	1.22	0.93	0.61		*							
	71.88	24	5310	2.02	1.33	1.01	0.67									
	63.97	27	5399	2.31	1.53	1.16	0.76			*						
	52.44	33	5399	2.83	1.87	1.41	0.93			*						
	46.11	38	5399	3.25	2.15	1.63	1.07			*						
	40.92	43	5310	3.62	2.39	1.81	1.20			*						
	34.81	50	5310	4.21	2.78	2.11	1.39			*						
	30.52	57	5310	4.80	3.17	2.40	1.58			*						
	26.29	67	5310	<i>5.00</i>	<i>3.30</i>	<i>2.50</i>	<i>1.65</i>									
	23.11	76	4602	<i>5.00</i>	<i>3.30</i>	<i>2.50</i>	<i>1.65</i>									
	20.51	85	5133	<i>5.00</i>	<i>3.30</i>	<i>2.50</i>	<i>1.65</i>									
	17.45	100	4779	<i>5.00</i>	<i>3.30</i>	<i>2.50</i>	<i>1.65</i>									
	15.10	116	4602	<i>5.00</i>	<i>3.30</i>	<i>2.50</i>	<i>1.65</i>									
	12.51	140	4602	<i>5.00</i>	<i>3.30</i>	<i>2.50</i>	<i>1.65</i>									
SK 9017.1	1412.69	1.2	5399	0.10	0.07	0.05	0.03	*								
	1256.07	1.4	5399	0.12	0.08	0.06	0.04	*								
W	629.56	2.8	5399	0.24	0.16	0.12	0.08	*								
$\frac{H}{in}$	558.25	3.1	5399	0.27	0.18	0.13	0.09	*								
\Rightarrow E137	493.12	3.5	5399	0.30	0.20	0.15	0.10	*								
	367.33	4.8	5399	0.41	0.27	0.21	0.14	*								
NEMA	267.99	6.5	5399	<i>0.50</i>	<i>0.33</i>	<i>0.25</i>	<i>0.17</i>	*								
$\frac{H}{in}$	235.64	7.4	5399	<i>0.50</i>	<i>0.33</i>	<i>0.25</i>	<i>0.17</i>	*								
\Rightarrow E147	177.89	9.8	5045	<i>0.50</i>	<i>0.33</i>	<i>0.25</i>	<i>0.17</i>	*								
	134.32	13	3806	<i>0.50</i>	<i>0.33</i>	<i>0.25</i>	<i>0.17</i>	*								

* Caution: do not exceed the maximum drive power P_{1max} according to the Type W column.
The italicized power values shown are not the mechanical limit and may be increased through discussion with NORD engineering.

Helical Bevel
Gear Units

Total Weight [lbs]

Gear Unit	W	56C	140TC	180TC
SK 9016.1	77	88	88	104
SK 9017.1	88	93	-	-

SK 9022.1 SK 9023.1




	i_{ges}	n_2	M_{2max}	W				NEMA								
				P_{1max}		$f_B \geq 1$		$f_B \Rightarrow$ E4 - 51								
				$n_1 =$ 1750 rpm	$f_B = 1$	$n_1 =$ 1750	$n_1 =$ 1150	$n_1 =$ 875	$n_1 =$ 580	56C	140TC	180TC	210TC	250TC	280TC	
SK 9022.1	276.86	6.3	7080	0.71	0.47	0.35	0.23	*								
	232.92	7.5	6195	0.74	0.49	0.37	0.24	*								
W	219.25	8.0	7611	0.97	0.64	0.48	0.32	*	*							
$\frac{H}{in}$	184.46	9.5	7611	1.15	0.76	0.57	0.38		*							
\Rightarrow E137	169.81	10	7611	1.21	0.80	0.60	0.40		*							
	137.57	13	7611	1.57	1.04	0.78	0.52		*							
	115.74	15	7611	1.81	1.20	0.91	0.60		*							
NEMA	98.88	18	7611	2.17	1.43	1.09	0.72									
$\frac{H}{in}$	85.11	21	7611	2.54	1.67	1.27	0.84									
\Rightarrow E144	78.89	22	7611	2.66	1.75	1.33	0.88			*						
	66.42	26	7611	3.14	2.07	1.57	1.04			*						
	58.25	30	7611	3.62	2.39	1.81	1.20			*						
	52.02	34	7611	4.11	2.71	2.05	1.35			*						
	49.01	36	7611	4.35	2.87	2.17	1.43			*						
	44.71	39	7611	4.71	3.11	2.35	1.55			*						
	39.77	44	7611	<i>5.00</i>	<i>3.30</i>	<i>2.50</i>	<i>1.65</i>									
	33.26	53	7611	<i>5.00</i>	<i>3.30</i>	<i>2.50</i>	<i>1.65</i>									
	31.38	56	7257	<i>5.00</i>	<i>3.30</i>	<i>2.50</i>	<i>1.65</i>									
	29.20	60	7611	<i>5.00</i>	<i>3.30</i>	<i>2.50</i>	<i>1.65</i>									
	26.07	67	7611	<i>5.00</i>	<i>3.30</i>	<i>2.50</i>	<i>1.65</i>									
	24.56	71	7611	<i>5.00</i>	<i>3.30</i>	<i>2.50</i>	<i>1.65</i>									
	22.41	78	6903	<i>5.00</i>	<i>3.30</i>	<i>2.50</i>	<i>1.65</i>									
	19.93	88	6726	<i>5.00</i>	<i>3.30</i>	<i>2.50</i>	<i>1.65</i>									
	17.52	100	6372	<i>5.00</i>	<i>3.30</i>	<i>2.50</i>	<i>1.65</i>									
	16.30	107	5487	<i>5.00</i>	<i>3.30</i>	<i>2.50</i>	<i>1.65</i>									
	14.56	120	5133	<i>5.00</i>	<i>3.30</i>	<i>2.50</i>	<i>1.65</i>									
	12.51	140	4779	<i>5.00</i>	<i>3.30</i>	<i>2.50</i>	<i>1.65</i>									
	11.13	157	4602	<i>5.00</i>	<i>3.30</i>	<i>2.50</i>	<i>1.65</i>									
	8.78	199	4248	<i>5.00</i>	<i>3.30</i>	<i>2.50</i>	<i>1.65</i>									
SK 9023.1	1899.26	0.92	7611	0.11	0.07	0.06	0.04	*								
	1504.07	1.2	7611	0.14	0.10	0.07	0.05	*								
W	1120.38	1.6	7611	0.19	0.13	0.10	0.06	*								
$\frac{H}{in}$	951.94	1.8	7611	0.22	0.14	0.11	0.07	*								
\Rightarrow E137	753.86	2.3	7611	0.28	0.18	0.14	0.09	*								
	678.31	2.6	7611	0.31	0.21	0.16	0.10	*								
	561.55	3.1	7611	0.37	0.25	0.19	0.12	*								
NEMA	472.43	3.7	7611	0.45	0.29	0.22	0.15	*								
$\frac{H}{in}$	339.41	5.2	7611	0.63	0.41	0.31	0.21	*								
\Rightarrow E147	297.67	5.9	7611	0.71	0.47	0.36	0.24	*								
	228.47	7.7	5753	0.70	0.46	0.35	0.23	*								

* Caution: do not exceed the maximum drive power P_{1max} according to the Type W column.
The italicized power values shown are not the mechanical limit and may be increased through discussion with NORD engineering.

Total Weight [lbs]

Gear Unit	W	56C	140TC	180TC
SK 9022.1	93	104	104	119
SK 9023.1	104	108	-	-

Helical Bevel Gear Units



SK 9032.1 SK 9033.1

	i_{ges}	n_2 $n_1 =$ 1750 rpm [rpm]	M_{2max} $f_B = 1$ [lb-in]	W				NEMA							
				P_{1max}		$f_B \geq 1$		$f_B \Rightarrow$ E4 - 51							
				$n_1 =$ 1750 [hp]	$n_1 =$ 1150 [hp]	$n_1 =$ 875 [hp]	$n_1 =$ 580 [hp]	56C	140TC	180TC	210TC	250TC	280TC		
SK 9032.1	295.85	5.9	13718	1.28	0.85	0.64	0.42		*						
	249.72	7.0	13718	1.52	1.01	0.76	0.50		*						
W	233.92	7.5	13718	1.63	1.08	0.82	0.54		*						
$\frac{H}{in}$	197.45	8.9	13718	1.94	1.28	0.97	0.64		*						
\Rightarrow E137	188.06	9.3	13718	2.02	1.34	1.01	0.67		*	*					
	158.74	11	13718	2.39	1.58	1.20	0.79			*					
	139.44	13	13718	2.83	1.87	1.41	0.93								
NEMA	117.70	15	13718	3.26	2.15	1.63	1.08								
$\frac{H}{in}$	110.77	16	13718	3.48	2.30	1.74	1.15			*					
\Rightarrow E144	93.50	19	13718	4.14	2.73	2.07	1.36			*					
	84.17	21	13718	4.57	3.02	2.29	1.51			*	*				
	75.91	23	13718	5.01	3.30	2.50	1.65			*	*	*			
	64.08	27	13718	5.88	3.88	2.94	1.94				*	*			
	59.17	30	13718	6.53	4.31	3.26	2.15				*	*			
	49.94	35	13718	7.62	5.03	3.81	2.51				*	*			
	47.70	37	13718	8.05	5.32	4.03	2.66				*	*			
	40.36	43	13718	9.36	6.18	4.68	3.09				*	*			
	38.05	46	13718	<i>10.00</i>	<i>6.60</i>	<i>5.00</i>	<i>3.30</i>				*	*			
	35.61	49	13718	<i>10.00</i>	<i>6.60</i>	<i>5.00</i>	<i>3.30</i>								
	29.66	59	13275	<i>10.00</i>	<i>6.60</i>	<i>5.00</i>	<i>3.30</i>								
	25.03	70	13275	<i>10.00</i>	<i>6.60</i>	<i>5.00</i>	<i>3.30</i>								
	23.91	73	13718	<i>10.00</i>	<i>6.60</i>	<i>5.00</i>	<i>3.30</i>								
	20.23	87	13275	<i>10.00</i>	<i>6.60</i>	<i>5.00</i>	<i>3.30</i>								
	17.08	102	12833	<i>10.00</i>	<i>6.60</i>	<i>5.00</i>	<i>3.30</i>								
	16.04	109	12390	<i>10.00</i>	<i>6.60</i>	<i>5.00</i>	<i>3.30</i>								
	13.49	130	11948	<i>10.00</i>	<i>6.60</i>	<i>5.00</i>	<i>3.30</i>								
	12.68	138	8850	<i>10.00</i>	<i>6.60</i>	<i>5.00</i>	<i>3.30</i>								
	10.73	163	7965	<i>10.00</i>	<i>6.60</i>	<i>5.00</i>	<i>3.30</i>								
	8.48	206	7788	<i>10.00</i>	<i>6.60</i>	<i>5.00</i>	<i>3.30</i>								
SK 9033.1	3635.95	0.48	13718	0.10	0.07	0.05	0.03		*						
	2428.14	0.72	13718	0.16	0.10	0.08	0.05		*						
W	1822.00	0.96	13718	0.21	0.14	0.10	0.07		*						
$\frac{H}{in}$	1361.37	1.3	13718	0.28	0.19	0.14	0.09		*						
\Rightarrow E137	1149.80	1.5	13718	0.33	0.22	0.16	0.11		*						
	873.65	2.0	13718	0.44	0.29	0.22	0.14		*						
	691.55	2.5	13718	0.54	0.36	0.27	0.18		*						
NEMA	539.10	3.2	13718	0.70	0.46	0.35	0.23		*						
$\frac{H}{in}$	398.77	4.4	13718	0.96	0.63	0.48	0.32		*	*					
\Rightarrow E148	352.25	5.0	13718	1.09	0.72	0.54	0.36		*	*					
	267.65	6.5	13718	1.41	0.93	0.71	0.47		*	*					
	214.83	8.1	13718	<i>1.50</i>	<i>0.99</i>	<i>0.75</i>	<i>0.50</i>		*	*	*				
	167.45	10	13718	<i>1.50</i>	<i>0.99</i>	<i>0.75</i>	<i>0.50</i>		*	*	*				

* Caution: do not exceed the maximum drive power P_{1max} according to the Type W column.
The italicized power values shown are not the mechanical limit and may be increased through discussion with NORD engineering.

Total Weight [lbs]

Gear Unit	W	56C	140TC	180TC	210TC
SK 9032.1	150	154	154	163	183
SK 9033.1	154	165	165	-	-

SK 9042.1 SK 9043.1




	i_{ges}	n_2 $n_1 =$ 1750 rpm [rpm]	M_{2max} $f_B = 1$ [lb-in]	W				NEMA												
				P_{1max}		$f_B \geq 1$		$f_B \Rightarrow$ E4 - 51												
				$n_1 =$ 1750	$n_1 =$ 1150	$n_1 =$ 875	$n_1 =$ 580	56C	140TC	180TC	210TC	250TC	280TC							
			[hp]	[hp]	[hp]	[hp]														
SK 9042.1	329.69	5.3	24780	2.08	1.38	1.04	0.69													
	273.73	6.4	24780	2.52	1.66	1.26	0.83													
W	235.01	7.4	24780	2.91	1.92	1.45	0.96			*										
$\frac{H}{in}$	195.12	9.0	24780	3.54	2.34	1.77	1.17			*										
\Rightarrow E138	165.24	11	13275	2.32	1.53	1.16	0.76													
	159.94	11	24780	4.32	2.85	2.16	1.43			*	*									
NEMA	132.79	13	24780	5.11	3.37	2.56	1.69				*									
$\frac{H}{in}$	117.79	15	21240	5.06	3.34	2.53	1.67			*										
\Rightarrow E145	95.56	18	24780	7.08	4.67	3.54	2.34				*									
	86.43	20	24780	7.86	5.19	3.93	2.59				*									
	76.18	23	24780	9.04	5.97	4.52	2.98				*									
	68.61	26	24780	10.22	6.75	5.11	3.37					*								
	63.25	28	24780	11.01	7.27	5.50	3.63													
	55.69	31	24780	12.19	8.04	6.09	4.02							*						
	47.67	37	24780	14.55	9.60	7.27	4.80							*						
	40.54	43	24780	16.91	11.16	8.45	5.58							*						
	34.39	51	24780	20.00	13.20	10.00	6.60							*						
	31.70	55	11336	9.89	6.53	4.96	3.29													
	27.91	63	24780	20.00	13.20	10.00	6.60													
	23.89	73	23895	20.00	13.20	10.00	6.60													
	20.32	86	23010	20.00	13.20	10.00	6.60													
	18.20	96	21683	20.00	13.20	10.00	6.60													
	15.66	112	17700	20.00	13.20	10.00	6.60													
	13.40	131	17700	20.00	13.20	10.00	6.60													
	11.40	154	13275	20.00	13.20	10.00	6.60													
	10.21	171	13275	20.00	13.20	10.00	6.60													
	9.39	186	13275	20.00	13.20	10.00	6.60													
	8.83	198	12390	20.00	13.20	10.00	6.60													
SK 9043.1	4246.38	0.41	24780	0.16	0.11	0.08	0.05	*	*											
	3362.82	0.52	24780	0.20	0.13	0.10	0.07	*	*											
W	3026.98	0.58	24780	0.23	0.15	0.11	0.08	*	*											
$\frac{H}{in}$	2397.14	0.73	24780	0.29	0.19	0.14	0.09	*	*											
\Rightarrow E137	2128.35	0.82	24780	0.32	0.21	0.16	0.11	*	*											
	1517.17	1.2	24780	0.47	0.31	0.24	0.16	*	*											
NEMA	1113.24	1.6	24780	0.63	0.42	0.31	0.21	*	*											
$\frac{H}{in}$	881.60	2.0	24780	0.79	0.52	0.39	0.26	*	*											
\Rightarrow E148	645.18	2.7	24780	1.06	0.70	0.53	0.35		*											
	568.04	3.1	24780	1.22	0.80	0.61	0.40		*											
	404.82	4.3	24780	1.69	1.12	0.85	0.56		*	*										
	350.72	5.0	24780	1.97	1.30	0.98	0.65		*	*										
	279.60	6.3	24780	2.48	1.63	1.24	0.82			*										
	204.38	8.6	24780	3.00	1.98	1.50	0.99			*										
	172.08	10	24780	3.00	1.98	1.50	0.99			*										

* Caution: do not exceed the maximum drive power P_{1max} according to the Type W column.
The italicized power values shown are not the mechanical limit and may be increased through discussion with NORD engineering.

Total Weight [lbs]

Gear Unit	W	56C	140TC	180TC	210TC	250TC
SK 9042.1	276	265	265	280	311	333
SK 9043.1	287	291	291	300	-	-

Helical Bevel Gear Units



SK 9052.1 SK 9053.1

	i_{ges}	n_2 $n_1 =$ 1750 rpm [rpm]	M_{2max} $f_B = 1$ [lb-in]	W				NEMA								
				P_{1max}		$f_B \geq 1$		$f_B \Rightarrow$ E4 - 51								
				$n_1 =$ 1750 [hp]	$n_1 =$ 1150 [hp]	$n_1 =$ 875 [hp]	$n_1 =$ 580 [hp]	56C	140TC	180TC	210TC	250TC	280TC			
SK 9052.1	289.61	6.0	42480	4.04	2.67	2.02	1.33			*						
	247.06	7.1	42480	4.79	3.16	2.39	1.58			*						
W	198.38	8.8	42480	5.93	3.91	2.97	1.96				*					
$\frac{H}{in}$	169.24	10	42480	6.74	4.45	3.37	2.22				*					
\Rightarrow E138	145.16	12	31860	6.07	4.00	3.03	2.00					*				
	120.03	15	42480	10.11	6.67	5.06	3.34					*				
	102.40	17	42480	11.46	7.56	5.73	3.78						*			
NEMA	88.17	20	42480	13.48	8.90	6.74	4.45						*			
$\frac{H}{in}$	72.24	24	42480	16.18	10.68	8.09	5.34						*		*	
\Rightarrow E145	62.42	28	42480	18.87	12.46	9.44	6.23						*		*	
	54.56	32	42480	21.57	14.24	10.78	7.12								*	
	44.96	39	42480	26.29	17.35	13.14	8.67								*	
	39.72	44	42480	29.66	19.57	14.83	9.79								*	
	36.21	48	42480	<i>30.00</i>	<i>19.80</i>	<i>15.00</i>	<i>9.90</i>									
	31.28	56	42480	<i>30.00</i>	<i>19.80</i>	<i>15.00</i>	<i>9.90</i>									
	27.35	64	40710	<i>30.00</i>	<i>19.80</i>	<i>15.00</i>	<i>9.90</i>									
	23.33	75	38055	<i>30.00</i>	<i>19.80</i>	<i>15.00</i>	<i>9.90</i>									
	22.53	78	38055	<i>30.00</i>	<i>19.80</i>	<i>15.00</i>	<i>9.90</i>									
	19.91	88	38055	<i>30.00</i>	<i>19.80</i>	<i>15.00</i>	<i>9.90</i>									
	17.94	98	38055	<i>30.00</i>	<i>19.80</i>	<i>15.00</i>	<i>9.90</i>									
	16.33	107	38055	<i>30.00</i>	<i>19.80</i>	<i>15.00</i>	<i>9.90</i>									
	13.45	130	38055	<i>30.00</i>	<i>19.80</i>	<i>15.00</i>	<i>9.90</i>									
	11.88	147	34515	<i>30.00</i>	<i>19.80</i>	<i>15.00</i>	<i>9.90</i>									
	10.71	163	25665	<i>30.00</i>	<i>19.80</i>	<i>15.00</i>	<i>9.90</i>									
	9.93	176	24780	<i>30.00</i>	<i>19.80</i>	<i>15.00</i>	<i>9.90</i>									
	9.40	186	23010	<i>30.00</i>	<i>19.80</i>	<i>15.00</i>	<i>9.90</i>									
	8.10	216	23010	<i>30.00</i>	<i>19.80</i>	<i>15.00</i>	<i>9.90</i>									
SK 9053.1	3735.92	0.47	42480	0.32	0.21	0.16	0.10	*	*							
	2953.98	0.59	42480	0.40	0.26	0.20	0.13	*	*							
W	2023.49	0.86	42480	0.58	0.38	0.29	0.19	*	*							
$\frac{H}{in}$	1872.50	0.93	42480	0.63	0.41	0.31	0.21	*	*							
\Rightarrow E137	1398.80	1.3	42480	0.88	0.58	0.44	0.29	*	*	*						
	1062.85	1.6	42480	1.08	0.71	0.54	0.36		*	*	*					
NEMA	931.87	1.9	42480	1.28	0.85	0.64	0.42		*							
$\frac{H}{in}$	703.83	2.5	35400	1.40	0.93	0.70	0.46		*							
\Rightarrow E148	579.95	3.0	42480	2.02	1.33	1.01	0.67		*							
	458.57	3.8	42480	2.56	1.69	1.28	0.85									
	348.91	5.0	42480	3.37	2.22	1.69	1.11			*						
	265.11	6.6	42480	4.45	2.94	2.22	1.47			*	*					
	229.07	7.6	42480	<i>5.00</i>	<i>3.30</i>	<i>2.50</i>	<i>1.65</i>				*					
	164.99	11	42480	<i>5.00</i>	<i>3.30</i>	<i>2.50</i>	<i>1.65</i>				*					

* Caution: do not exceed the maximum drive power P_{1max} according to the Type W column.
The italicized power values shown are not the mechanical limit and may be increased through discussion with NORD engineering.

Helical Bevel Gear Units

Gear Unit	Total Weight [lbs]						
	W	56C	140TC	180TC	210TC	250TC	280TC
SK 9052.1	441	430	430	445	476	498	498
SK 9053.1	459	463	463	472	-	-	-

SK 9072.1 SK 9072.1/32




	i_{ges}	n_2 $n_1 =$ 1750 rpm [rpm]	M_{2max} $f_B = 1$ [lb-in]	W				NEMA						
				P_{1max}		$f_B \geq 1$		$f_B \Rightarrow$ E4 - 51						
				$n_1 =$ 1750 [hp]	$n_1 =$ 1150 [hp]	$n_1 =$ 875 [hp]	$n_1 =$ 580 [hp]	180TC	210TC	250TC	280TC	320TC	360TC	
SK 9072.1	245.76	7.1	75225	8.47	5.59	4.24	2.80							*
	206.84	8.5	75225	10.15	6.70	5.07	3.35							*
W	186.86	9.4	75225	11.22	7.40	5.61	3.70							*
$\frac{H}{in}$	157.27	11	75225	13.13	8.67	6.56	4.33							*
\Rightarrow E138	136.88	13	59295	12.23	8.07	6.12	4.04							*
	110.18	16	75225	19.10	12.60	9.55	6.30							*
	91.47	19	75225	22.68	14.97	11.34	7.48							*
NEMA	79.69	22	75225	26.26	17.33	13.13	8.67							*
$\frac{H}{in}$	70.22	25	75225	29.84	19.69	14.92	9.85							*
\Rightarrow E145	58.44	30	75225	35.81	23.63	17.90	11.82							*
	50.35	35	72570	40.30	26.60	20.15	13.30							*
	44.81	39	68145	42.17	27.83	21.08	13.92							*
	41.11	43	68145	46.49	30.69	23.25	15.34							*
	35.19	50	75225	59.68	39.39	29.84	19.69							*
	29.29	60	75225	<i>60.00</i>	<i>39.60</i>	<i>30.00</i>	<i>19.80</i>					*	*	*
	25.24	69	75225	<i>60.00</i>	<i>39.60</i>	<i>30.00</i>	<i>19.80</i>					*	*	*
	22.46	78	75225	<i>60.00</i>	<i>39.60</i>	<i>30.00</i>	<i>19.80</i>					*	*	*
	20.61	85	75225	<i>60.00</i>	<i>39.60</i>	<i>30.00</i>	<i>19.80</i>					*	*	*
	18.29	96	69030	<i>60.00</i>	<i>39.60</i>	<i>30.00</i>	<i>19.80</i>				*	*	*	*
	16.44	106	66375	<i>60.00</i>	<i>39.60</i>	<i>30.00</i>	<i>19.80</i>				*			
	15.40	114	66375	<i>60.00</i>	<i>39.60</i>	<i>30.00</i>	<i>19.80</i>				*			
	14.06	124	46020	<i>60.00</i>	<i>39.60</i>	<i>30.00</i>	<i>19.80</i>							
	12.51	140	44250	<i>60.00</i>	<i>39.60</i>	<i>30.00</i>	<i>19.80</i>							
	12.06	145	44250	<i>60.00</i>	<i>39.60</i>	<i>30.00</i>	<i>19.80</i>			*	*			
	11.48	152	44250	<i>60.00</i>	<i>39.60</i>	<i>30.00</i>	<i>19.80</i>			*	*			
	10.19	172	41595	<i>60.00</i>	<i>39.60</i>	<i>30.00</i>	<i>19.80</i>							
	9.16	191	41595	<i>60.00</i>	<i>39.60</i>	<i>30.00</i>	<i>19.80</i>		*					

	i_{ges}	n_2 $n_1 =$	M_{2max} $f_B = 1$	W				56C	140TC	180TC	210TC	250TC	280TC
				$n_1 =$ 1750 [hp]	$n_1 =$ 1150 [hp]	$n_1 =$ 875 [hp]	$n_1 =$ 580 [hp]	*	*				
SK 9072.1/32	4512.24	0.39	75225	0.52	0.34	0.26	0.17	*	*				
	4039.53	0.43	75225	0.57	0.37	0.28	0.19	*	*				
W	3251.68	0.54	75225	0.70	0.46	0.35	0.23	*	*				
$\frac{H}{in}$	2320.58	0.75	75225	0.95	0.63	0.47	0.31	*	*				
\Rightarrow E137	1912.84	0.91	75225	1.09	0.72	0.54	0.36		*	*			
	1453.44	1.20	75225	1.43	0.95	0.72	0.47		*	*	*		
	1169.97	1.50	75225	1.79	1.18	0.90	0.59		*	*	*		
NEMA	973.69	1.80	75225	2.15	1.42	1.07	0.71		*	*	*		
$\frac{H}{in}$	767.55	2.30	75225	2.75	1.81	1.37	0.91		*	*	*		
\Rightarrow E145	598.27	2.90	75225	3.46	2.28	1.73	1.14		*	*	*		
	473.22	3.70	75225	4.42	2.91	2.21	1.46		*	*	*		
	385.88	4.50	75225	<i>5.00</i>	<i>3.30</i>	<i>2.50</i>	<i>1.65</i>				*		
	311.10	5.60	75225	<i>5.00</i>	<i>3.30</i>	<i>2.50</i>	<i>1.65</i>				*		

* Caution: do not exceed the maximum drive power P_{1max} according to the Type W column.
The italicized power values shown are not the mechanical limit and may be increased through discussion with NORD engineering.

Total Weight [lbs]

Gear Unit	W	56C	140TC	180TC	210TC	250TC	280TC	320TC	360TC
SK 9072.1	794	-	-	767	796	851	851	851	882
SK 9072.1/32	803	807	807	816	836	-	-	-	-



SK 9072.1/42
SK 9082.1
SK 9082.1/42

	i_{ges}	n_2 $n_1 =$ 1750 rpm [rpm]	M_{2max} $f_B = 1$ [lb-in]	W				NEMA					
				P_{1max}		$f_B \geq 1$		$f_B \Rightarrow$ E4 - 51					
				$n_1 =$ 1750 [hp]	$n_1 =$ 1150 [hp]	$n_1 =$ 875 [hp]	$n_1 =$ 580 [hp]	56C	140TC	180TC	210TC	250TC	280TC
SK 9072.1/42	269.39	6.5	75225	7.76	5.12	3.88	2.56				*	*	*
W	196.12	8.9	65490	9.25	6.10	4.62	3.05				*	*	*
$\frac{W}{in}$	156.70	11	56640	9.89	6.52	4.94	3.26				*	*	*
\Rightarrow E138 \Rightarrow E145	134.14	13	54870	10.00	6.60	5.00	3.30				*	*	*
SK 9082.1	296.80	5.9	111510	10.44	6.89	5.22	3.44	180TC	210TC	250TC	280TC	320TC	360TC
	244.32	7.2	115050	13.14	8.67	6.57	4.34			*	*		
W	148.76	12	115050	21.91	14.46	10.95	7.23			*	*		
$\frac{W}{in}$	122.46	14	115050	25.56	16.87	12.78	8.43			*	*		
\Rightarrow E139	116.45	15	115050	27.38	18.07	13.69	9.04			*	*	*	*
	95.86	18	115050	32.86	21.69	16.43	10.84			*	*	*	*
NEMA	82.88	21	115050	38.33	25.30	19.17	12.65			*	*	*	*
$\frac{W}{in}$	71.50	24	115050	43.81	28.92	21.91	14.46			*	*	*	*
\Rightarrow E145	62.39	28	115050	51.11	33.73	25.56	16.87			*	*	*	*
	53.28	33	115050	60.24	39.76	30.12	19.88			*	*	*	*
	44.63	39	115050	71.19	46.99	35.60	23.49			*	*	*	*
	41.54	42	115050	76.67	50.60	38.33	25.30			*	*	*	*
	35.83	49	115050	89.45	59.04	44.72	29.52			*	*	*	*
	31.27	56	115050	102.23	67.47	51.11	33.73			*	*	*	*
	26.71	66	115050	120.48	79.52	60.24	39.76			*	*	*	*
	22.37	78	115050	<i>125.00</i>	<i>82.50</i>	<i>62.50</i>	<i>41.25</i>			*	*	*	*
	20.16	87	115050	<i>125.00</i>	<i>82.50</i>	<i>62.50</i>	<i>41.25</i>			*	*	*	*
	17.35	101	115050	<i>125.00</i>	<i>82.50</i>	<i>62.50</i>	<i>41.25</i>			*	*	*	*
	14.61	120	115050	<i>125.00</i>	<i>82.50</i>	<i>62.50</i>	<i>41.25</i>			*	*	*	*
	12.31	142	74340	<i>125.00</i>	<i>82.50</i>	<i>62.50</i>	<i>41.25</i>			*	*	*	*
	8.04	218	63720	<i>125.00</i>	<i>82.50</i>	<i>62.50</i>	<i>41.25</i>			*	*	*	*
SK 9082.1/42	4671.14	0.37	115050	0.73	0.48	0.36	0.24	56C	140TC	180TC	210TC	250TC	280TC
	3341.45	0.52	115050	1.00	0.66	0.50	0.33	*	*	*			
W	2682.59	0.65	115050	1.19	0.78	0.59	0.39	*	*	*			
$\frac{W}{in}$	2044.65	0.86	115050	1.57	1.04	0.78	0.52	*	*	*	*		
\Rightarrow E138	1812.59	0.97	115050	1.77	1.17	0.89	0.58	*	*	*	*	*	
	1467.80	1.20	115050	2.19	1.45	1.10	0.72	*	*	*	*	*	
NEMA	1017.77	1.70	115050	3.10	2.05	1.55	1.02	*	*	*	*	*	*
$\frac{W}{in}$	845.38	2.10	115050	3.83	2.53	1.92	1.27	*	*	*	*	*	*
\Rightarrow E145	704.48	2.50	115050	4.56	3.01	2.28	1.51	*	*	*	*	*	*
	603.37	2.90	115050	5.29	3.49	2.65	1.75	*	*	*	*	*	*
	443.41	3.90	115050	7.12	4.70	3.56	2.35	*	*	*	*	*	*
	379.59	4.60	115050	8.40	5.54	4.20	2.77	*	*	*	*	*	*
	285.05	6.10	115050	10.00	6.60	5.00	3.30	*	*	*	*	*	*

* Caution: do not exceed the maximum drive power P_{1max} according to the Type W column.
The italicized power values shown are not the mechanical limit and may be increased through discussion with NORD engineering.

Total Weight [lbs]

Gear Unit	W	56C	140TC	180TC	210TC	250TC	280TC	320TC	360TC
SK 9072.1/42	862	851	851	867	897	919	919	-	-
SK 9082.1	1532	-	-	1338	1369	1424	1424	1455	1488
SK 9082.1/42	1435	1424	1424	1440	1471	1493	-	-	-

Helical Bevel
Gear Units

SK 9082.1/52
SK 9086.1
SK 9086.1/52



	i_{ges}	n_2 $n_1 =$ 1750 rpm [rpm]	M_{2max} $f_B = 1$ [lb-in]	W				NEMA							
				P_{1max}		$f_B \geq 1$		$f_B \Rightarrow$ E4 - 51							
				$n_1 =$ 1750 [hp]	$n_1 =$ 1150 [hp]	$n_1 =$ 875 [hp]	$n_1 =$ 580 [hp]	180TC	210TC	250TC	280TC	320TC	360TC		
SK 9082.1/52	245.62	7.1	115050	12.96	8.55	6.48	4.28			*	*				
W	182.09	9.6	115050	17.52	11.57	8.76	5.78			*	*				
NEMA	146.19	12	115050	20.00	13.20	10.00	6.60				*				
\Rightarrow E138 \Rightarrow E145	123.13	14	106200	20.00	13.20	10.00	6.60				*				
SK 9086.1	230.64	7.6	177000	21.34	14.09	10.67	7.04				*				
	194.04	9.0	177000	25.28	16.68	12.64	8.34				*				
W	151.76	12	177000	33.70	22.24	16.85	11.12					*			
$\frac{W}{in}$	127.67	14	177000	39.32	25.95	19.66	12.97					*			
\Rightarrow E139	116.50	15	177000	42.13	27.80	21.06	13.90						*		
	90.50	19	177000	53.36	35.22	26.68	17.61							*	
NEMA	78.24	22	177000	61.76	40.76	30.88	20.38							*	
$\frac{NEMA}{in}$	67.50	26	177000	73.02	48.19	36.51	24.10							*	
\Rightarrow E146	58.90	30	177000	84.25	55.61	42.13	27.80							*	
	50.30	35	177000	98.29	64.87	49.15	32.44							*	
	42.13	42	177000	117.95	77.85	58.98	38.92							*	
	35.44	49	159300	123.85	81.74	61.93	40.87							*	
	29.52	59	177000	165.70	109.36	82.85	54.68							*	
	25.21	69	177000	193.78	127.90	96.89	63.95							*	
	21.12	83	177000	200.00	132.00	100.00	66.00							*	
	17.77	98	168150	200.00	132.00	100.00	66.00							*	
	16.38	107	168150	200.00	132.00	100.00	66.00							*	
	14.70	119	132750	200.00	132.00	100.00	66.00							*	
	12.31	142	123900	200.00	132.00	100.00	66.00							*	
	11.60	151	150450	200.00	132.00	100.00	66.00							*	
	9.55	183	115050	200.00	132.00	100.00	66.00							*	
	8.04	218	106200	200.00	132.00	100.00	66.00							*	


Helical Bevel Gear Units

	i_{ges}	n_2 $n_1 =$ 1750 rpm [rpm]	M_{2max} $f_B = 1$ [lb-in]	W				NEMA					
				P_{1max}		$f_B \geq 1$		$f_B \Rightarrow$ E4 - 51					
				$n_1 =$ 1750 [hp]	$n_1 =$ 1150 [hp]	$n_1 =$ 875 [hp]	$n_1 =$ 580 [hp]	56C	140TC	180TC	210TC	250TC	280TC
SK 9086.1/52	4818.83	0.36	177000	1.01	0.67	0.51	0.33		*	*			
	3590.92	0.49	177000	1.38	0.91	0.69	0.45		*	*			
W	3007.66	0.58	177000	1.63	1.08	0.81	0.54		*	*			
$\frac{W}{in}$	2107.43	0.83	177000	2.33	1.54	1.17	0.77			*			
\Rightarrow E138	1786.05	0.98	177000	2.75	1.82	1.38	0.91			*	*	*	*
	1463.40	1.2	177000	3.37	2.22	1.69	1.11			*	*	*	*
	1202.18	1.5	177000	4.21	2.78	2.11	1.39			*	*	*	*
NEMA	907.88	1.9	177000	5.34	3.52	2.67	1.76			*	*	*	*
$\frac{NEMA}{in}$	714.15	2.5	177000	7.02	4.63	3.51	2.32			*	*	*	*
\Rightarrow E146	623.16	2.8	177000	7.86	5.19	3.93	2.59			*	*	*	*
	433.35	4.0	177000	11.23	7.41	5.62	3.71				*	*	*
	378.14	4.6	177000	12.92	8.53	6.46	4.26				*	*	*
	270.47	6.5	177000	18.25	12.05	9.13	6.02				*	*	*
	235.93	7.4	177000	20.78	13.72	10.39	6.86					*	*
	171.89	10	177000	28.08	18.54	14.04	9.27						*
	144.60	12	159300	30.00	19.80	15.00	9.90						*

* Caution: do not exceed the maximum drive power P_{1max} according to the Type W column.
 The italicized power values shown are not the mechanical limit and may be increased through discussion with NORD engineering.

Total Weight [lbs]

Gear Unit	W	56C	140TC	180TC	210TC	250TC	280TC	320TC	360TC
SK 9082.1/52	1491	-	-	1495	1526	1548	1548	-	-
SK 9086.1	2084	-	-	1890	1921	1976	1976	2007	2040
SK 9086.1/52	2042	2031	2031	2046	2077	2099	2099	-	-



SK 9092.1 SK 9092.1/52

	i_{ges}	n_2 $n_1 =$ 1750 rpm [rpm]	M_{2max} $f_B = 1$ [lb-in]	W				NEMA							
				P_{1max}		$f_B \geq 1$		$f_B \Rightarrow$ E4 - 51							
				$n_1 =$ 1750 [hp]	$n_1 =$ 1150 [hp]	$n_1 =$ 875 [hp]	$n_1 =$ 580 [hp]	180TC	210TC	250TC	280TC	320TC	360TC		
SK 9092.1	297.51	5.9	283200	26.51	17.50	13.26	8.75			*					
	253.40	6.9	283200	31.00	20.46	15.50	10.23								
W	197.51	8.9	283200	39.99	26.39	20.00	13.20								
$\frac{H}{in}$	152.96	11	283200	49.43	32.62	24.71	16.31								
\Rightarrow E139	120.23	15	283200	67.40	44.49	33.70	22.24								
	102.28	17	283200	76.39	50.42	38.19	25.21								
NEMA	91.60	19	283200	85.38	56.35	42.69	28.17								
$\frac{H}{in}$	80.00	22	283200	98.86	65.25	49.43	32.62								
\Rightarrow E146	68.87	25	283200	112.34	74.14	56.17	37.07								
	58.66	30	283200	134.80	88.97	67.40	44.49								
	49.75	35	283200	157.27	103.80	78.64	51.90								
	40.65	43	283200	193.22	127.52	96.61	63.76								
	39.10	45	283200	<i>200.00</i>	<i>132.00</i>	<i>100.00</i>	<i>66.00</i>								
	34.15	51	283200	<i>200.00</i>	<i>132.00</i>	<i>100.00</i>	<i>66.00</i>								
	29.28	60	283200	<i>200.00</i>	<i>132.00</i>	<i>100.00</i>	<i>66.00</i>								
	24.94	70	283200	<i>200.00</i>	<i>132.00</i>	<i>100.00</i>	<i>66.00</i>								
	20.38	86	283200	<i>200.00</i>	<i>132.00</i>	<i>100.00</i>	<i>66.00</i>								
	17.26	101	181425	<i>200.00</i>	<i>132.00</i>	<i>100.00</i>	<i>66.00</i>								
	14.10	124	171690	<i>200.00</i>	<i>132.00</i>	<i>100.00</i>	<i>66.00</i>								
	11.55	152	162840	<i>200.00</i>	<i>132.00</i>	<i>100.00</i>	<i>66.00</i>								
	10.68	164	159300	<i>200.00</i>	<i>132.00</i>	<i>100.00</i>	<i>66.00</i>								

	i_{ges}	n_2 $n_1 =$ 1750 rpm [rpm]	M_{2max} $f_B = 1$ [lb-in]	W				56C	140TC	180TC	210TC	250TC	280TC
				P_{1max}		$f_B \geq 1$							
				$n_1 =$ 1750 [hp]	$n_1 =$ 1150 [hp]	$n_1 =$ 875 [hp]	$n_1 =$ 580 [hp]						
SK 9092.1/52	4916.63	0.36	283200	1.62	1.07	0.81	0.53		*	*			
	3551.65	0.49	230100	1.79	1.18	0.89	0.59		*	*			
W	2902.00	0.6	230100	2.19	1.45	1.10	0.72			*			
$\frac{H}{in}$	2116.80	0.83	283200	3.73	2.46	1.86	1.23			*	*	*	*
\Rightarrow E138	1795.36	0.97	283200	4.36	2.88	2.18	1.44			*	*	*	*
	1424.80	1.2	283200	5.39	3.56	2.70	1.78			*	*	*	*
	1120.00	1.6	283200	7.19	4.75	3.59	2.37			*	*	*	*
NEMA	846.40	2.1	283200	9.44	6.23	4.72	3.11			*	*	*	*
$\frac{H}{in}$	706.40	2.5	283200	11.23	7.41	5.62	3.71				*	*	*
\Rightarrow E146	608.12	2.9	283200	13.03	8.60	6.52	4.30				*	*	*
	441.46	4.0	283200	17.97	11.86	8.99	5.93				*	*	*
	385.67	4.5	283200	20.22	13.35	10.11	6.67					*	*
	280.76	6.2	283200	27.86	18.39	13.93	9.19						*
	222.14	7.9	283200	<i>30.00</i>	<i>19.80</i>	<i>15.00</i>	<i>9.90</i>						
	191.28	9.1	283200	<i>30.00</i>	<i>19.80</i>	<i>15.00</i>	<i>9.90</i>						

* Caution: do not exceed the maximum drive power P_{1max} according to the Type W column.
The italicized power values shown are not the mechanical limit and may be increased through discussion with NORD engineering.

Helical Bevel Gear Units

Total Weight [lbs]

Gear Unit	W	56C	140TC	180TC	210TC	250TC	280TC	320TC	360TC
SK 9092.1	3341	-	-	-	3177	3233	3233	3263	3296
SK 9092.1/52	3299	3288	3288	3303	3334	3356	3356	-	-

SK 9096.1 SK 9096.1/62




	i_{ges}	n_2 $n_1 =$ 1750 rpm [rpm]	M_{2max} $f_B = 1$ [lb-in]	W				NEMA							
				P_{1max}		$f_B \geq 1$		$f_B \Rightarrow$ E4 - 51							
				$n_1 =$ 1750 [hp]	$n_1 =$ 1150 [hp]	$n_1 =$ 875 [hp]	$n_1 =$ 580 [hp]	180TC	210TC	250TC	280TC	320TC	360TC		
SK 9096.1	200.57	8.7	442500	61.08	40.31	30.54	20.16								
	173.41	10	442500	70.21	46.34	35.11	23.17								
W	154.29	11	442500	77.23	50.97	38.62	25.49								
$\frac{H}{in}$	133.53	13	442500	91.27	60.24	45.64	30.12								
\Rightarrow E139	118.18	15	442500	105.32	69.51	52.66	34.75								
	102.18	17	442500	119.36	78.78	59.68	39.39								
NEMA	89.60	20	442500	140.42	92.68	70.21	46.34								
$\frac{H}{in}$	81.43	21	442500	147.44	97.31	73.72	48.66								
\Rightarrow E146	70.41	25	442500	175.53	115.85	87.76	57.92								
	65.07	27	442500	189.57	125.12	94.78	62.56								
	56.26	31	442500	<i>200.00</i>	<i>132.00</i>	<i>100.00</i>	<i>66.00</i>								
	47.79	37	442500	<i>200.00</i>	<i>132.00</i>	<i>100.00</i>	<i>66.00</i>								
	41.32	42	442500	<i>200.00</i>	<i>132.00</i>	<i>100.00</i>	<i>66.00</i>								
	36.24	48	442500	<i>200.00</i>	<i>132.00</i>	<i>100.00</i>	<i>66.00</i>								
	32.93	53	442500	<i>200.00</i>	<i>132.00</i>	<i>100.00</i>	<i>66.00</i>								
	28.47	61	442500	<i>200.00</i>	<i>132.00</i>	<i>100.00</i>	<i>66.00</i>								
	26.31	67	442500	<i>200.00</i>	<i>132.00</i>	<i>100.00</i>	<i>66.00</i>								
	22.75	77	442500	<i>200.00</i>	<i>132.00</i>	<i>100.00</i>	<i>66.00</i>								
SK 9096.1/62	1623.67	1.1	442500	7.72	5.10	3.86	2.55		*	*	*	*	*	*	*
	1353.86	1.3	442500	9.13	6.02	4.56	3.01		*	*	*	*	*	*	*
W	1165.22	1.5	442500	10.53	6.95	5.27	3.48			*	*	*	*	*	*
$\frac{H}{in}$	979.31	1.8	442500	12.64	8.34	6.32	4.17			*	*	*	*	*	*
\Rightarrow E138	816.57	2.1	442500	14.74	9.73	7.37	4.87			*	*	*	*	*	*
	702.80	2.5	442500	17.55	11.58	8.78	5.79			*	*	*	*	*	*
NEMA	607.63	2.9	442500	20.36	13.44	10.18	6.72				*	*	*	*	*
$\frac{H}{in}$	538.33	3.3	442500	23.17	15.29	11.58	7.65				*	*	*	*	*
\Rightarrow E146	474.22	3.7	442500	25.98	17.15	12.99	8.57				*	*	*	*	*
	431.00	4.1	442500	28.79	19.00	14.39	9.50				*	*	*	*	*
	370.95	4.7	442500	33.00	21.78	16.50	10.89					*	*	*	*
	320.72	5.5	442500	38.62	25.49	19.31	12.74					*	*	*	*
	297.17	5.9	442500	41.42	27.34	20.71	13.67					*	*	*	*
	270.09	6.5	442500	45.64	30.12	22.82	15.06					*	*	*	*
	233.51	7.5	442500	52.66	34.75	26.33	17.38					*	*	*	*
	208.95	8.4	442500	58.98	38.92	29.49	19.46					*	*	*	*

* Caution: do not exceed the maximum drive power P_{1max} according to the Type W column.
The italicized power values shown are not the mechanical limit and may be increased through discussion with NORD engineering.

Total Weight [lbs]

Gear Unit	W	56C	140TC	180TC	210TC	250TC	280TC	320TC	360TC
SK 9096.1	4221	-	-	-	4057	4113	4113	4143	4176
SK 9096.1/62	4298	4287	4287	4302	4333	4355	4355	-	-

Helical Bevel Gear Units



SK 9096.1/63

	i_{ges}	n_2 $n_1 =$ 1750 rpm [rpm]	M_{2max} $f_B = 1$ [lb-in]	W				NEMA					
				P_{1max}		$f_B \geq 1$		$f_B \Rightarrow$ E4 – 51					
				$n_1 =$ 1750 [hp]	$n_1 =$ 1150 [hp]	$n_1 =$ 875 [hp]	$n_1 =$ 580 [hp]	56C	140TC	180TC	210TC	250TC	280TC
SK 9096.1/63	13432.68	0.13	442500	0.97	0.64	0.48	0.32	*	*	*	*		
	11954.86	0.15	442500	1.05	0.70	0.53	0.35		*	*	*	*	
W	9713.32	0.18	442500	1.26	0.83	0.63	0.42		*	*	*	*	*
$\frac{T}{in}$	8306.57	0.21	442500	1.47	0.97	0.74	0.49		*	*	*	*	*
\Rightarrow E138	7842.34	0.22	442500	1.54	1.02	0.77	0.51		*	*	*	*	*
	6706.55	0.26	442500	1.83	1.20	0.91	0.60		*	*	*	*	*
NEMA	5575.65	0.31	442500	2.18	1.44	1.09	0.72			*	*	*	*
$\frac{T}{in}$	4441.42	0.39	442500	2.74	1.81	1.37	0.90			*	*	*	*
\Rightarrow E146	3692.48	0.47	442500	3.30	2.18	1.65	1.09			*	*	*	*
	3210.12	0.55	442500	3.86	2.55	1.93	1.27			*	*	*	*
	2679.06	0.65	442500	4.56	3.01	2.28	1.51			*	*	*	*
	2316.27	0.76	442500	5.34	3.52	2.67	1.76				*	*	*
	2052.10	0.85	442500	5.97	3.94	2.98	1.97				*	*	*
	1774.21	0.99	442500	6.95	4.59	3.48	2.29				*	*	*

* **Caution:** do not exceed the maximum drive power P_{1max} according to the Type W column.
The italicized power values shown are not the mechanical limit and may be increased through discussion with NORD engineering.

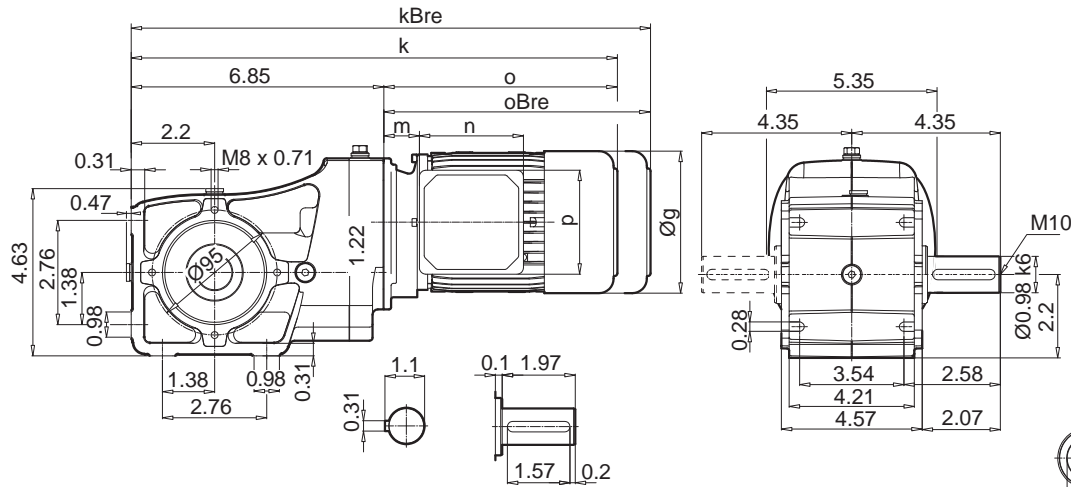
Total Weight [lbs]

Gear Unit	W	56C	140TC	180TC	210TC	250TC	280TC
SK 9096.1/63	4315	4304	4304	4319	4350	4372	4372

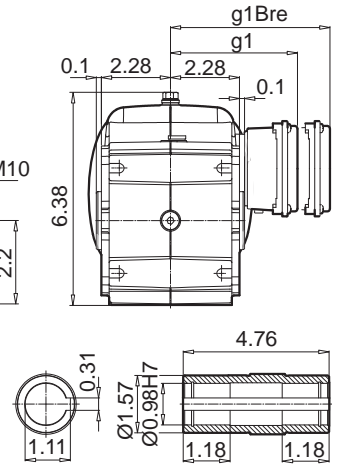
SK 92072.1



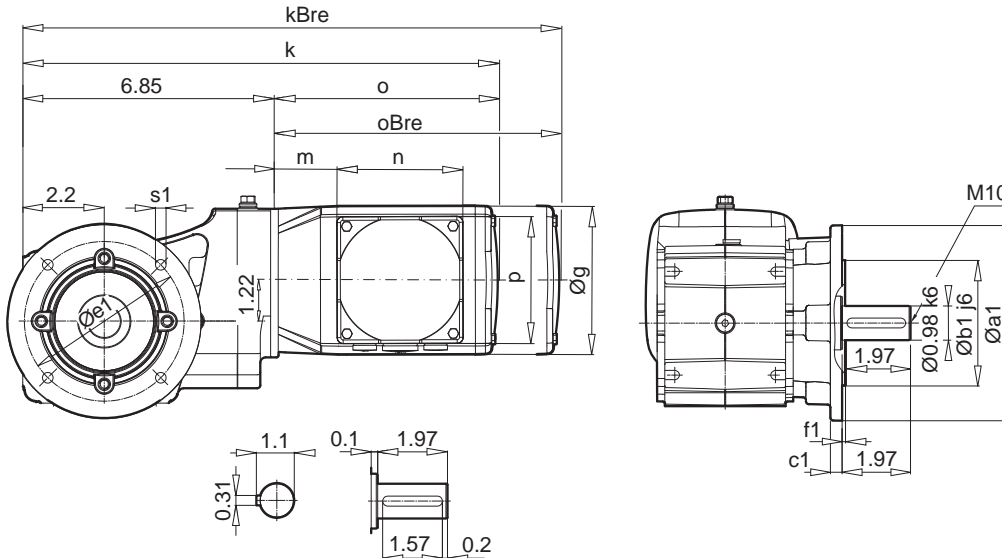
SK 92072.1 V



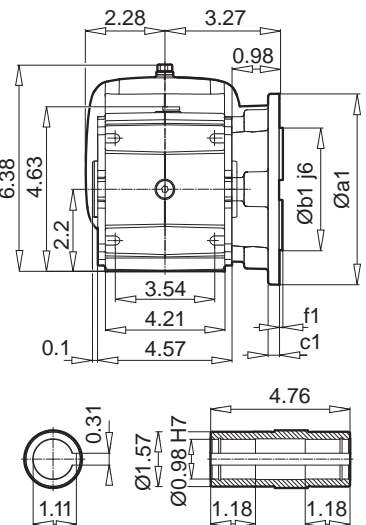
SK 92072.1 A



SK 92072.1VF



SK 92072.1 AF



a1	b1	c1	e1	f1	s1
5.51	3.74	0.39	4.53	0.12	4 x 0.35

Helical Bevel Gear Units

± ⇄ A58	63 SP/LP	71 SP/LP	80 SP/LP	90 SP
g	5.12	5.71	6.50	7.20
g1 / g1Bre	4.53 / 4.84	4.88 / 5.20	5.59 / 5.59	5.79 / 5.79
k / kBre	14.41 / 16.61	15.28 / 17.56	16.14 / 18.66	17.72 / 20.67
o / oBre	7.56 / 9.76	8.43 / 10.71	9.29 / 11.81	10.87 / 13.82
m / mBre	0.47 / 0.75	0.79 / 1.06	0.87 / 1.02	1.02 / 1.18
n / nBre	3.94 / 5.28	3.94 / 5.28	4.49 / 6.02	4.49 / 6.02
p / pBre	3.94 / 3.50	3.94 / 3.50	4.49 / 4.25	4.49 / 4.25



W ⇄ E133

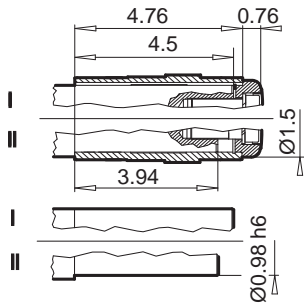


NEMA, IEC ⇄ E140

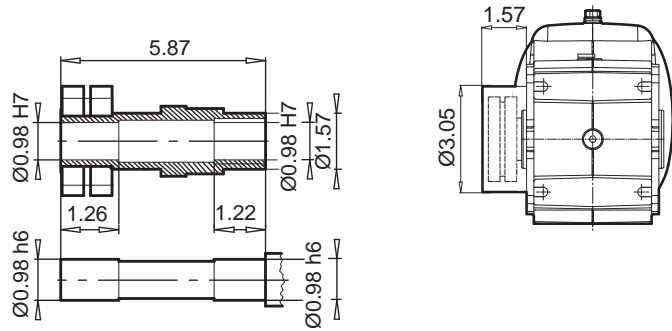


SK 92072.1

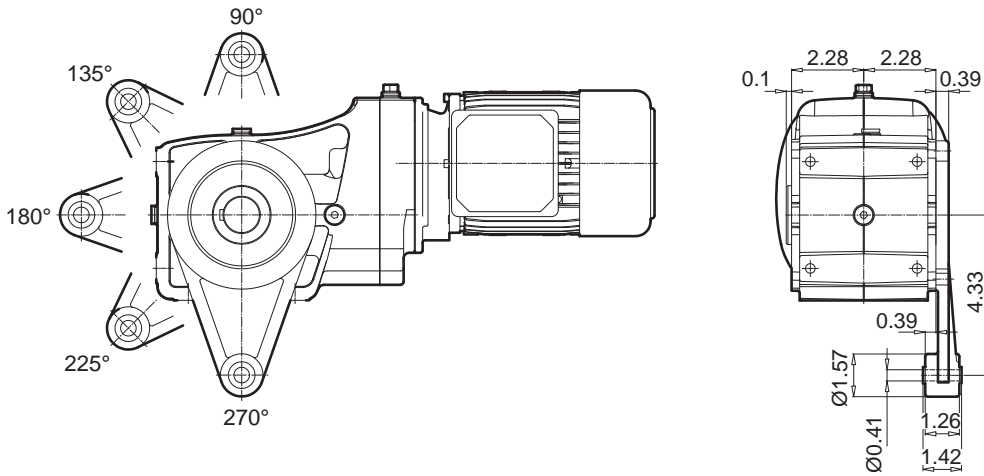
SK 92072.1 AB (AFB)



SK 92072.1 ASH (AFSH)



SK 92072.1 AD

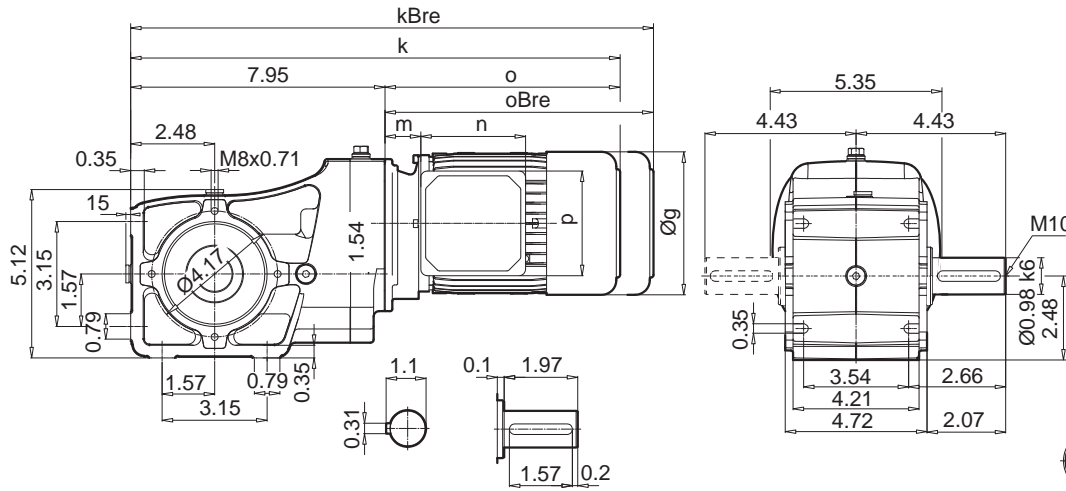


Helical Bevel
Gear Units

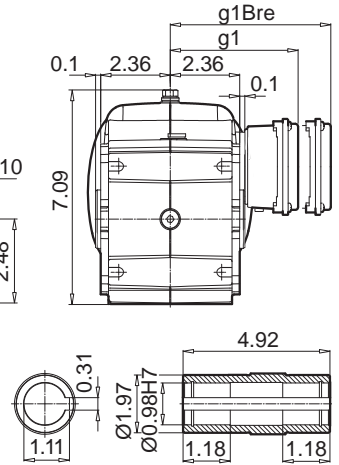
SK 92172.1



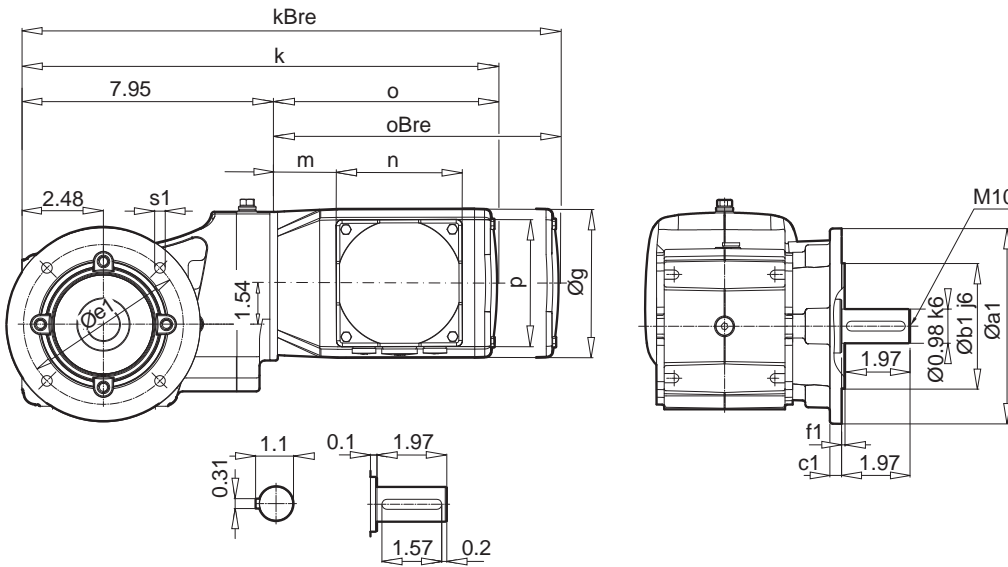
SK 92172.1 V



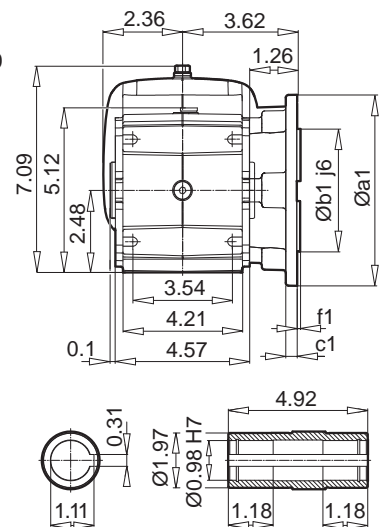
SK 92172.1 A



SK 92172.1VF





SK 92172.1 AF



a1	b1	c1	e1	f1	s1
6.30	4.33	0.47	5.12	0.14	4 x 0.35

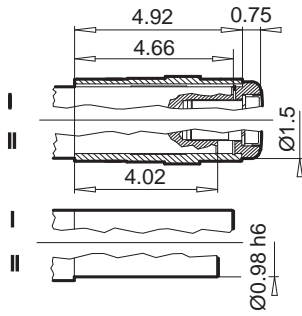
Helical Bevel Gear Units

± ⇄ A58	63 SP/LP	71 SP/LP	80 SP/LP	90 SP/LP	
g	5.12	5.71	6.50	7.20	
g1 / g1Bre	4.53 / 4.84	4.88 / 5.20	5.59 / 5.59	5.79 / 5.79	 W ⇄ E134
k / kBre	15.51 / 17.72	16.38 / 18.66	17.24 / 19.76	18.82 / 21.77	
o / oBre	7.56 / 9.76	8.43 / 10.71	9.29 / 11.81	10.87 / 13.82	
m / mBre	0.47 / 0.75	0.79 / 1.06	0.87 / 1.02	1.02 / 1.18	
n / nBre	3.94 / 5.28	3.94 / 5.28	4.49 / 6.02	4.49 / 6.02	
p / pBre	3.94 / 3.50	3.94 / 3.50	4.49 / 4.25	4.49 / 4.25	 NEMA, IEC ⇄ E140

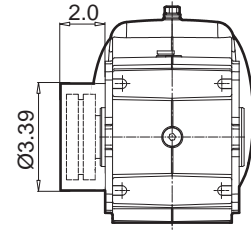
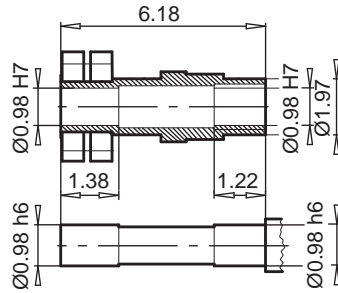


SK 92172.1

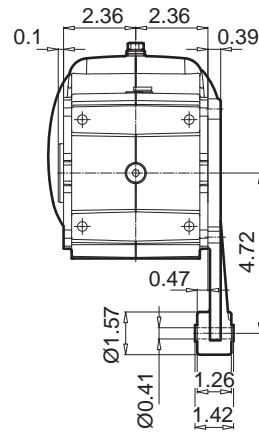
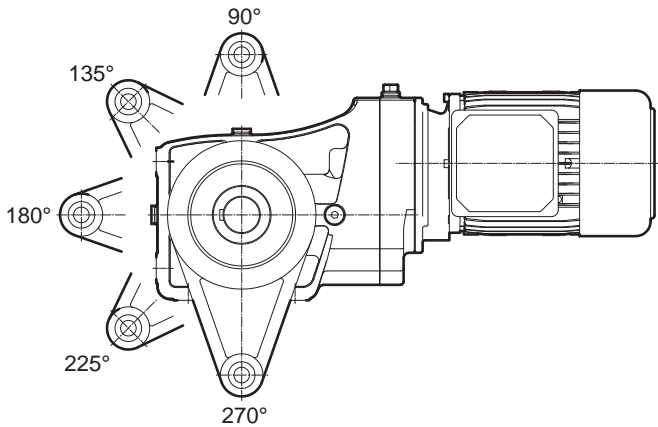
SK 92172.1 AB (AFB)



SK 92172.1 ASH (AFSH)



SK 92172.1 AD

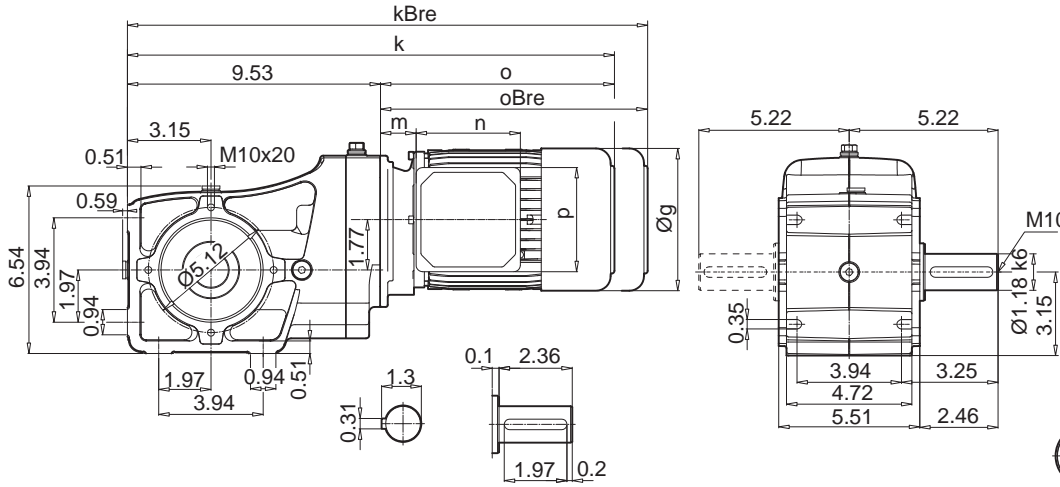


Helical Bevel
Gear Units

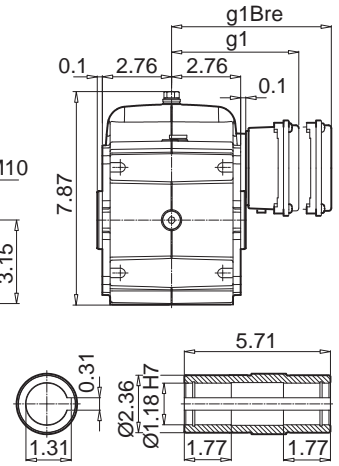
SK 92372.1



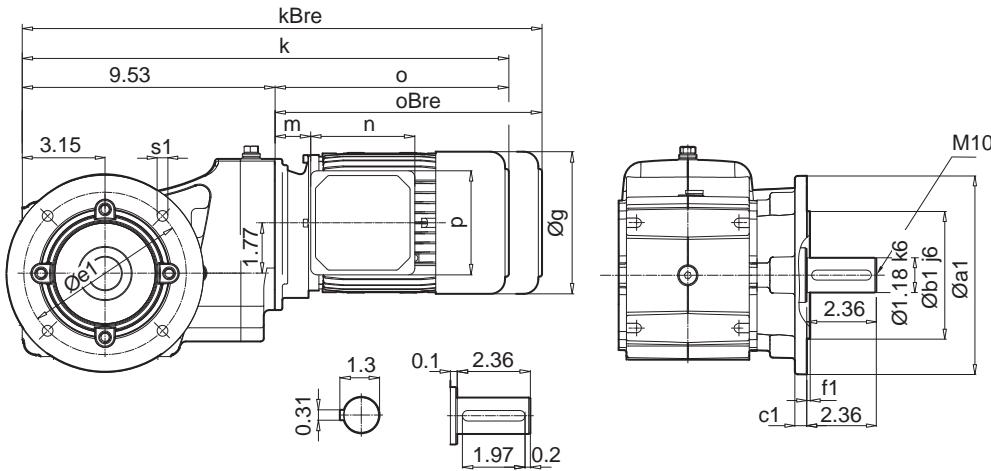
SK 92372.1 V



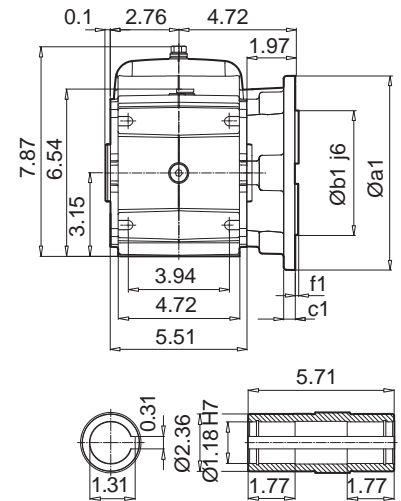
SK 92372.1 A



SK 92372.1VF



SK 92372.1 AF



a1	b1	c1	e1	f1	s1
6.30	4.33	0.47	5.12	0.14	4 x 0.35
7.87	5.12	0.47	6.50	0.14	4 x 0.43

Helical Bevel Gear Units

± ⇨ A58	63 SP/LP	71 SP/LP	80 SP/LP	90 SP/LP	100 LP/AP	112MP
g	5.12	5.71	6.50	7.20	7.91	8.98
g1 / g1Bre	4.53 / 4.84	4.88 / 5.20	5.59 / 5.59	5.79 / 5.79	6.65 / 6.81	7.05 / 7.17
k / kBre	17.24 / 19.45	18.82 / 21.10	19.80 / 22.32	21.42 / 24.37	22.60 / 26.18	24.49 / 28.19
o / oBre	7.56 / 9.92	9.29 / 11.57	10.28 / 12.80	11.89 / 14.84	13.07 / 16.65	14.96 / 18.62
m / mBre	0.63 / 0.91	1.65 / 1.93	1.85 / 2.01	2.05 / 2.20	2.28 / 2.44	2.52 / 2.64
n / nBre	3.94 / 5.28	3.94 / 5.28	4.49 / 6.02	4.49 / 6.02	4.49 / 6.02	4.49 / 6.02
p / pBre	3.94 / 3.50	3.94 / 3.50	4.49 / 4.25	4.49 / 4.25	4.49 / 4.25	4.49 / 4.25



W ⇨ E134

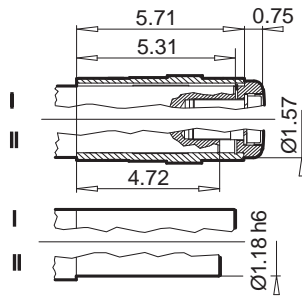


NEMA, IEC ⇨ E141

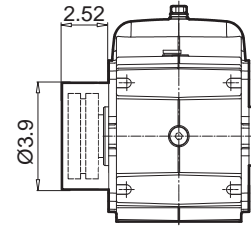
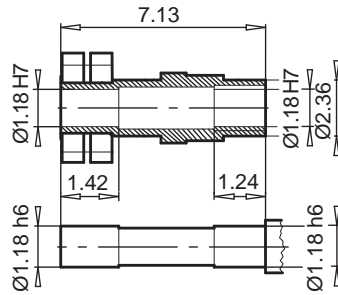


SK 92372.1

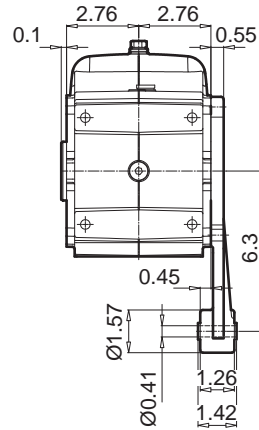
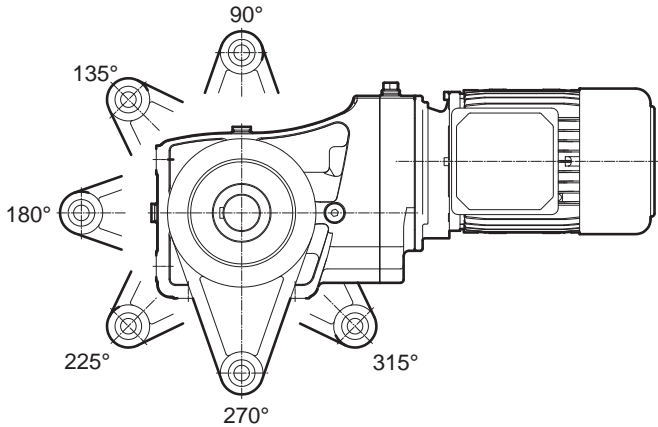
SK 92372.1 AB (AFB)



SK 92372.1 ASH (AFSH)



SK 92372.1 AD

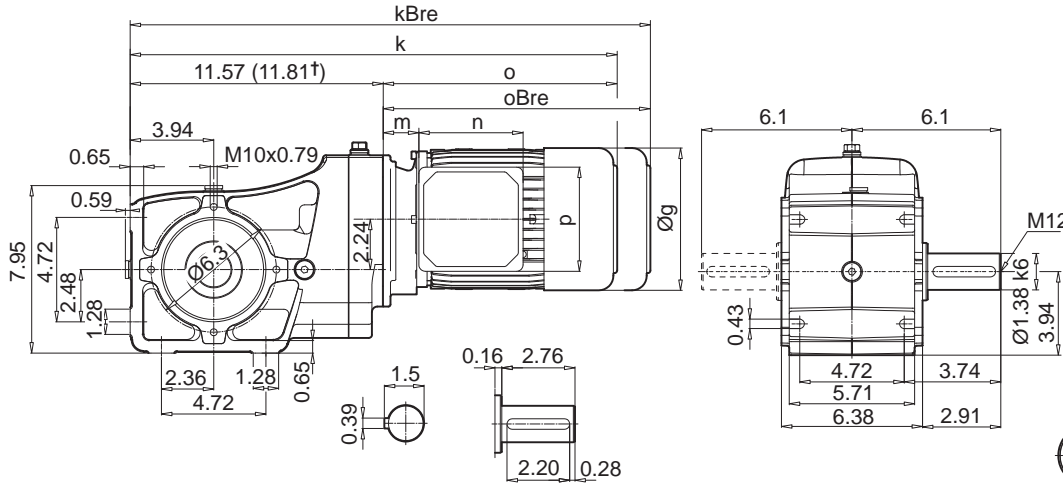


Helical Bevel
Gear Units

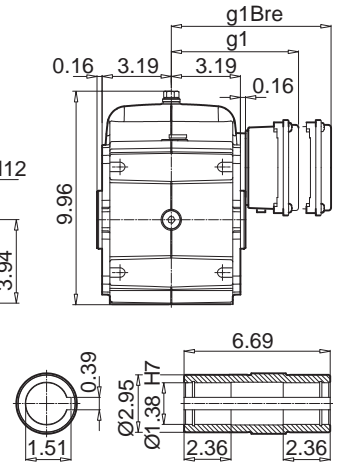
SK 92672.1



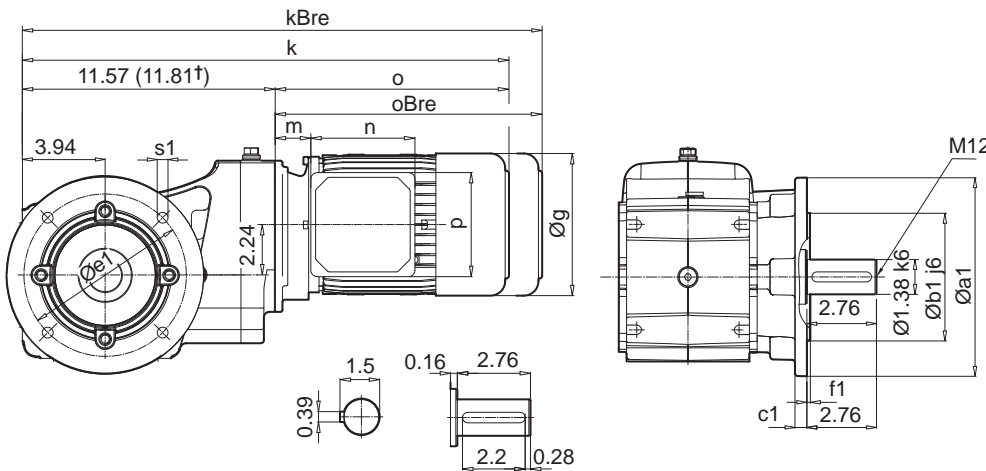
SK 92672.1 V



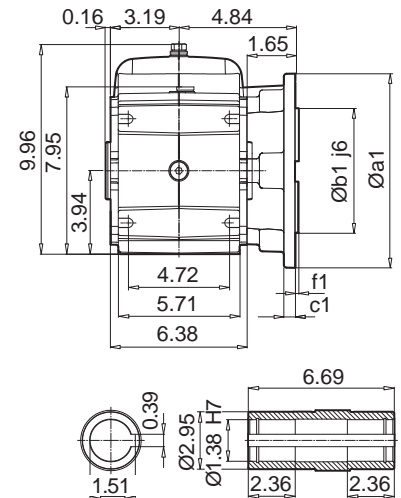
SK 92672.1 A



SK 92672.1VF



SK 92672.1 AF



a1	b1	c1	e1	f1	s1
6.30	4.33	0.39	5.12	0.14	4 x 0.35
7.87	5.12	0.47	6.50	0.14	4 x 0.45

Helical Bevel Gear Units


± ⇨ A58	71 SP/LP	80 SP/LP	90 SP/LP	100 LP/AP	112 MP	132 SP/MP†
g	5.71	6.50	7.20	7.91	8.98	10.47
g1 / g1Bre	4.88 / 5.20	5.59 / 5.59	5.79 / 5.79	6.65 / 6.81	7.05 / 7.17	8.03 / 7.91
k / kBre	20.87 / 23.15	21.85 / 24.37	23.46 / 26.42	24.65 / 28.23	26.54 / 30.20	28.94 / 33.15
o / oBre	9.29 / 11.57	10.28 / 12.80	11.89 / 14.84	13.07 / 16.65	14.96 / 18.62	17.13 / 21.34
m / mBre	1.65 / 1.93	1.85 / 2.01	2.05 / 2.20	2.28 / 2.44	2.52 / 2.64	2.80 / 2.44
n / nBre	3.94 / 5.28	4.49 / 6.02	4.49 / 6.02	4.49 / 6.02	4.49 / 6.02	4.80 / 7.28
p / pBre	3.94 / 3.50	4.49 / 4.25	4.49 / 4.25	4.49 / 4.25	4.49 / 4.25	4.80 / 5.47



W ⇨ E134

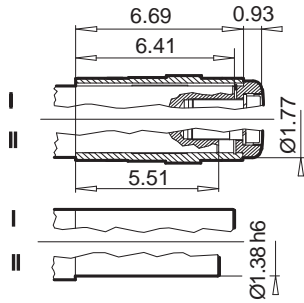


NEMA, IEC ⇨ E141

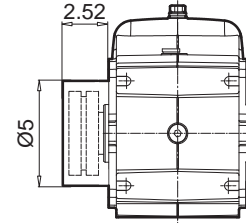
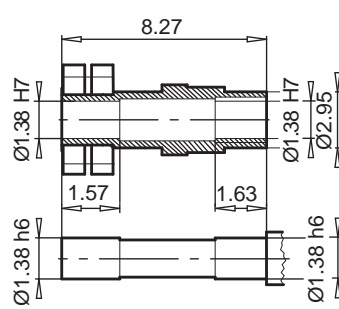


SK 92672.1

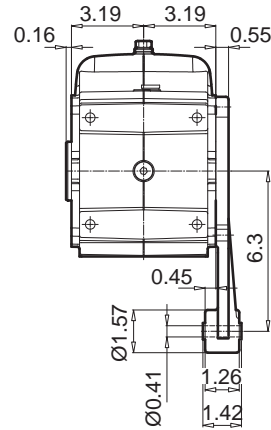
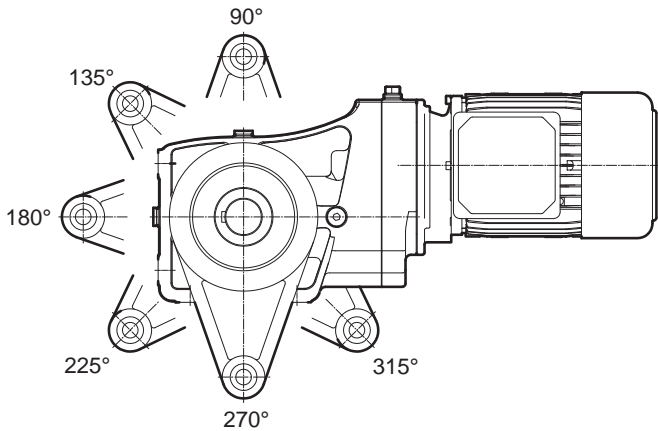
SK 92672.1 AB (AFB)



SK 92672.1 ASH (AFSH)



SK 92672.1 AD



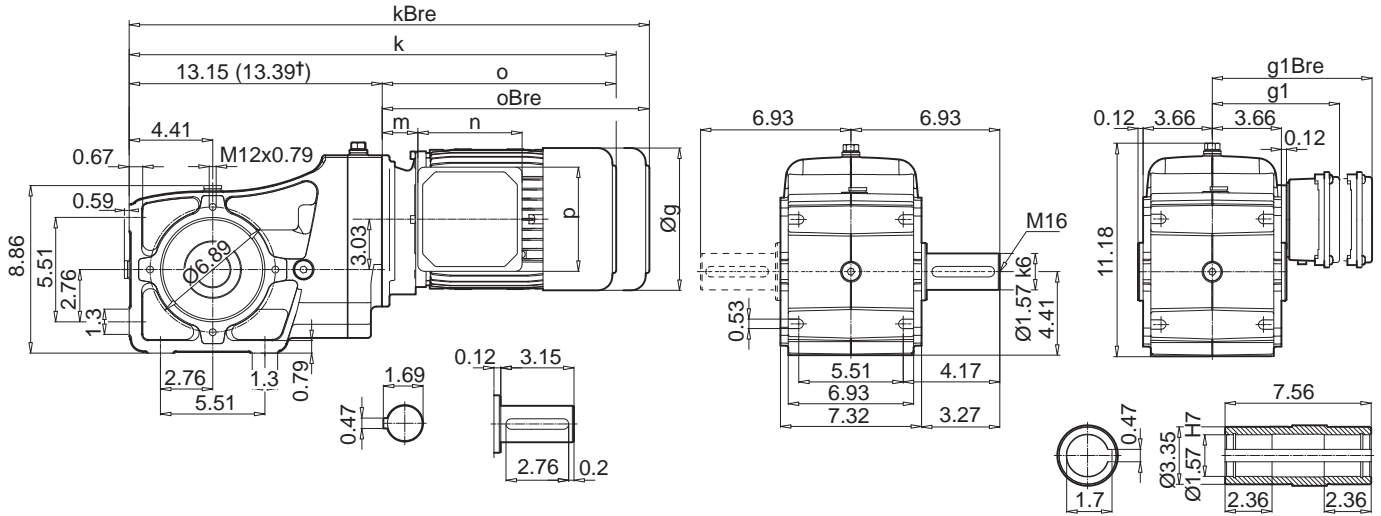
Helical Bevel
Gear Units

SK 92772.1



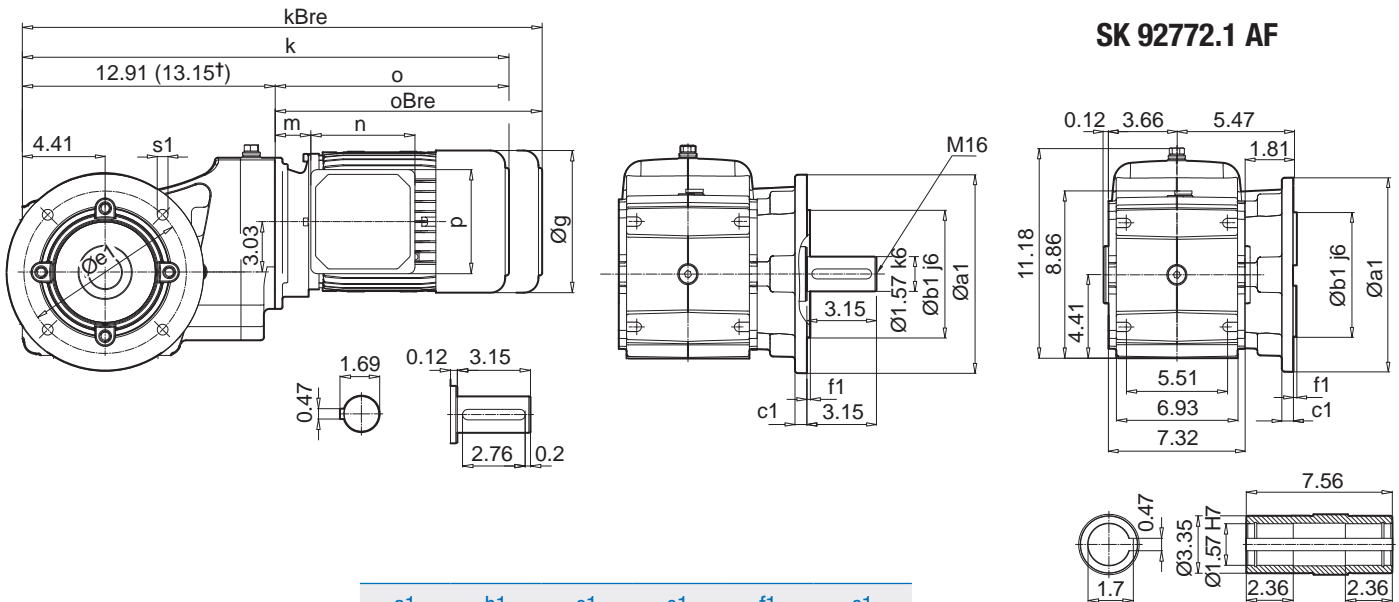
SK 92772.1 V

SK 92772.1 A



SK 92772.1VF


SK 92772.1 AF



a1	b1	c1	e1	f1	s1
9.84	7.09	0.59	8.46	0.16	4 x 0.53

Helical Bevel Gear Units

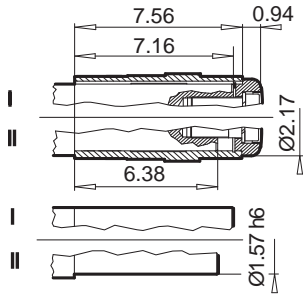
± ⇄ A58	71 SP/LP	80 SP/LP	90 SP/LP	100 LP/AP	112 MP	132 SP/MP†
g	5.71	6.50	7.20	7.91	8.98	10.47
g1 / g1Bre	4.88 / 5.20	5.59 / 5.59	5.79 / 5.79	6.65 / 6.81	7.05 / 7.17	8.03 / 7.91
k / kBre	22.20 / 24.49	23.19 / 25.71	24.80 / 27.76	25.98 / 29.57	27.87 / 31.54	30.28 / 34.49
o / oBre	9.29 / 11.57	10.28 / 12.80	11.89 / 14.84	13.07 / 16.65	14.96 / 18.62	17.13 / 21.34
m / mBre	1.65 / 1.93	1.85 / 2.01	2.05 / 2.20	2.28 / 2.44	2.52 / 2.64	2.80 / 2.44
n / nBre	3.94 / 5.28	4.49 / 6.02	4.49 / 6.02	4.49 / 6.02	4.49 / 6.02	4.80 / 7.28
p / pBre	3.94 / 3.50	4.49 / 4.25	4.49 / 4.25	4.49 / 4.25	4.49 / 4.25	4.80 / 5.47



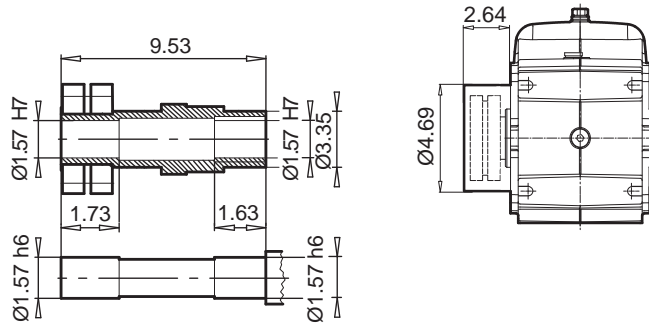


SK 92772.1

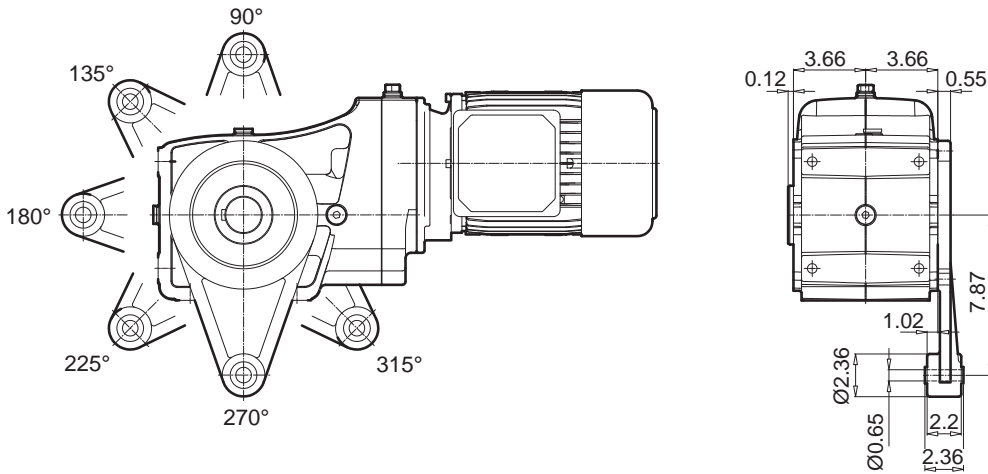
SK 92772.1 AB (AFB)



SK 92772.1 ASH (AFSH)



SK 92772.1 AD

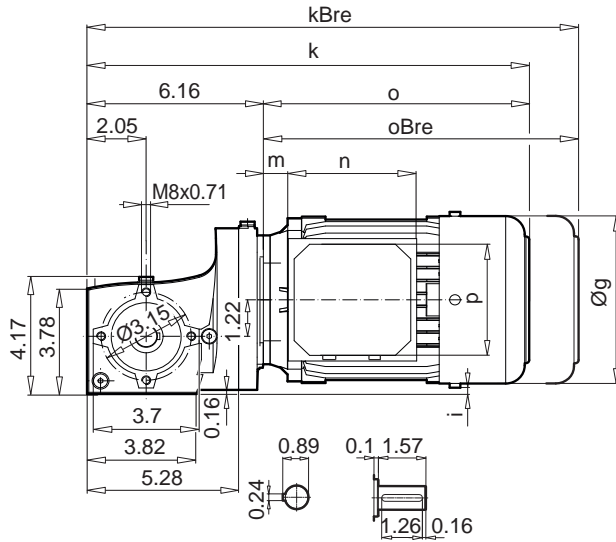


Helical Bevel
Gear Units

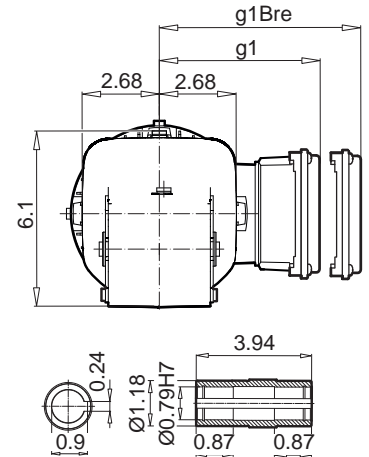
SK 930072.1



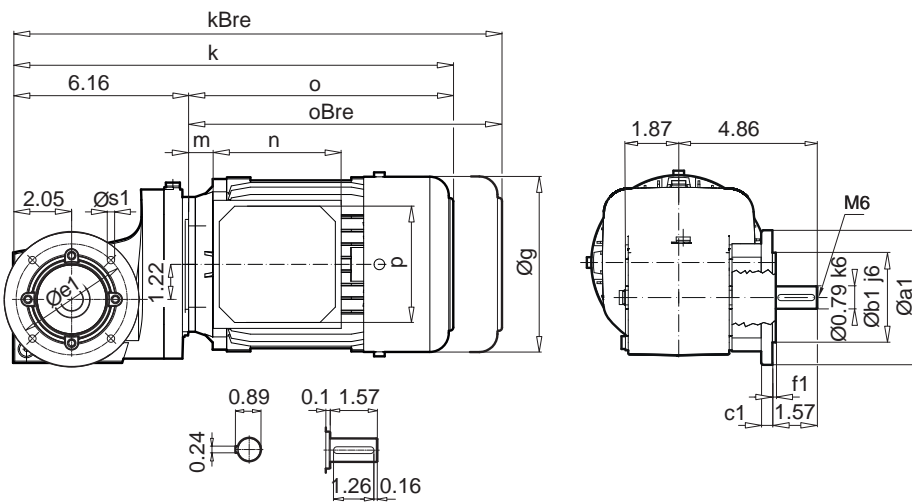
SK 930072.1 V



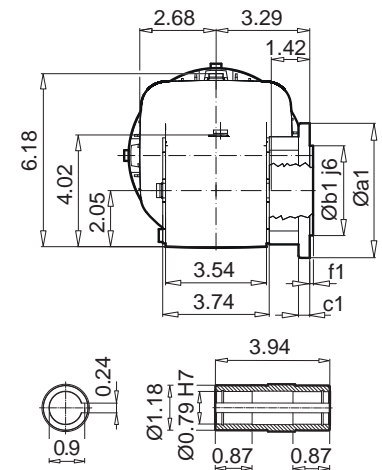
SK 930072.1 A



SK 930072.1VF



SK 930072.1 AF



a1	b1	c1	e1	f1	s1
4.72	3.15	0.39	3.94	0.12	4 x 0.28
5.51	3.74	0.39	4.53	0.12	4 x 0.35

Helical Bevel Gear Units

± ⇒ A58	63 SP/LP	71 SP/LP	80 SP/LP	90 SP/LP
g	5.12	5.71	6.50	7.20
g1 / g1Bre	4.53 / 4.84	4.88 / 5.20	5.59 / 5.59	5.79 / 5.79
k / kBre	13.74 / 15.94	14.61 / 16.89	15.47 / 17.99	17.05 / 20.00
o / oBre	7.56 / 9.76	8.43 / 10.71	9.29 / 11.81	10.87 / 13.82
m / mBre	0.47 / 0.71	0.79 / 1.02	0.87 / 1.02	1.02 / 1.14
n / nBre	3.94 / 5.28	3.94 / 5.28	4.49 / 6.02	4.49 / 6.02
p / pBre	3.94 / 3.50	3.94 / 3.50	4.49 / 4.25	4.49 / 4.25
i	0.73	0.43	0.06	-0.24



W ⇒ E135

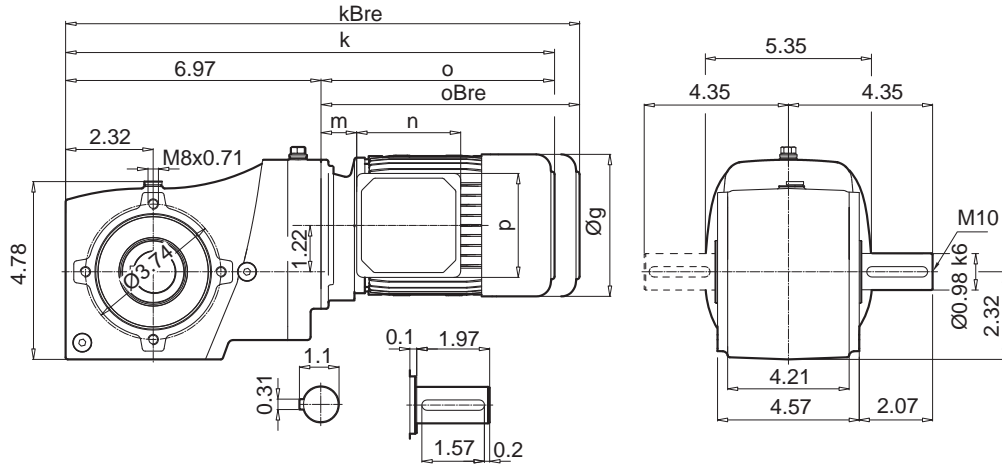


NEMA, IEC ⇒ E142

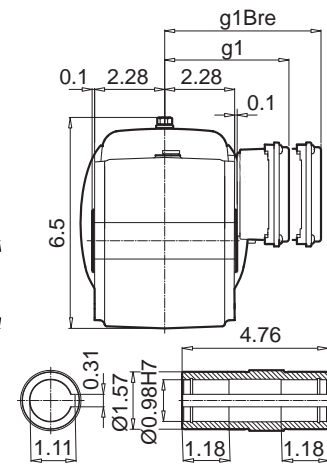
SK 93072.1



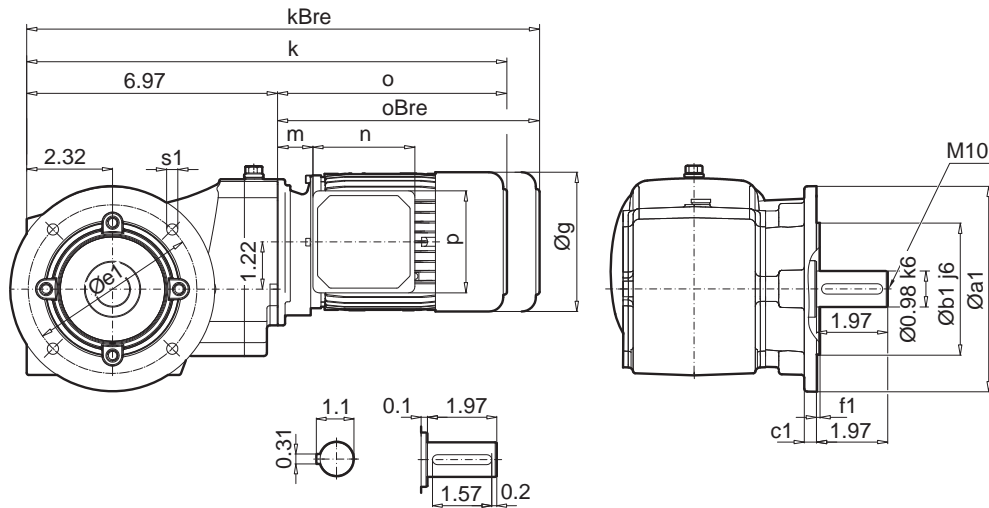
SK 93072.1 V



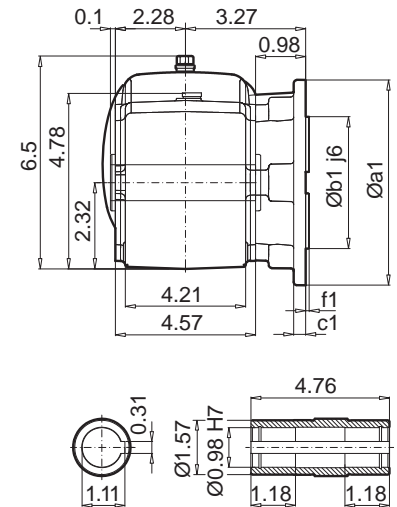
SK 93072.1 A



SK 93072.1VF



SK 93072.1 AF



a1	b1	c1	e1	f1	s1
5.51	3.74	0.39	4.53	0.12	4 x 0.35

Helical Bevel Gear Units


± ⇄ A58	63 SP/LP	71 SP/LP	80 SP/LP	90 SP/LP
g	5.12	5.71	6.50	7.20
g1 / g1Bre	4.53 / 4.84	4.88 / 5.20	5.59 / 5.59	5.79 / 5.79
k / kBre	14.53 / 16.73	15.39 / 17.68	16.26 / 18.78	17.83 / 20.79
o / oBre	7.56 / 9.76	8.43 / 10.71	9.29 / 11.81	10.87 / 13.82
m / mBre	0.47 / 0.75	0.79 / 1.06	0.87 / 1.02	1.02 / 1.18
n / nBre	3.94 / 5.28	3.94 / 5.28	4.49 / 6.02	4.49 / 6.02
p / pBre	3.94 / 3.50	3.94 / 3.50	4.49 / 4.25	4.49 / 4.25



W ⇄ E135

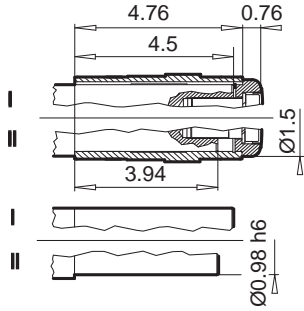


NEMA, IEC ⇄ E142

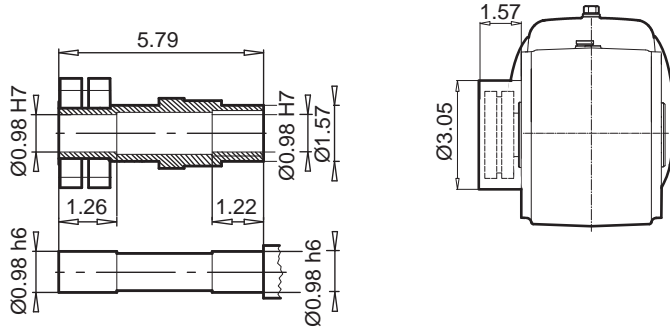


SK 93072.1

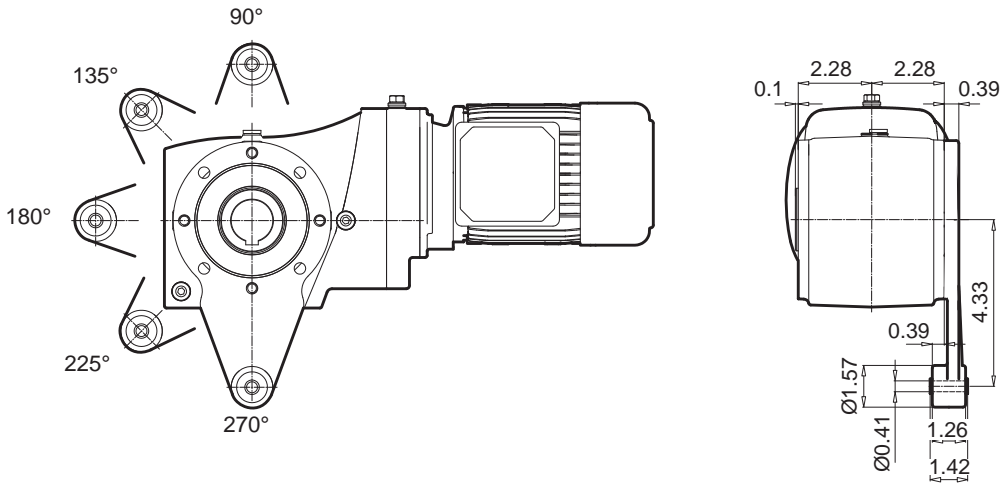
SK 93072.1 AB (AFB)



SK 93072.1 ASH (AFSH)



SK 93072.1 AD

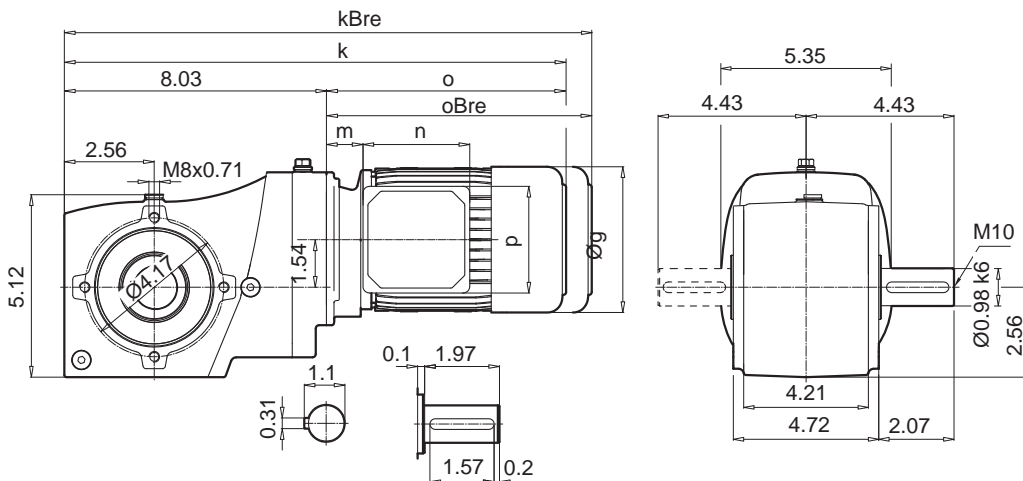


Helical Bevel
Gear Units

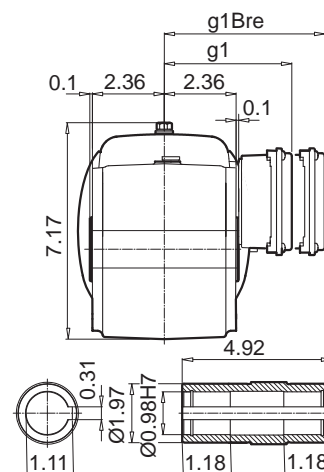
SK 93172.1



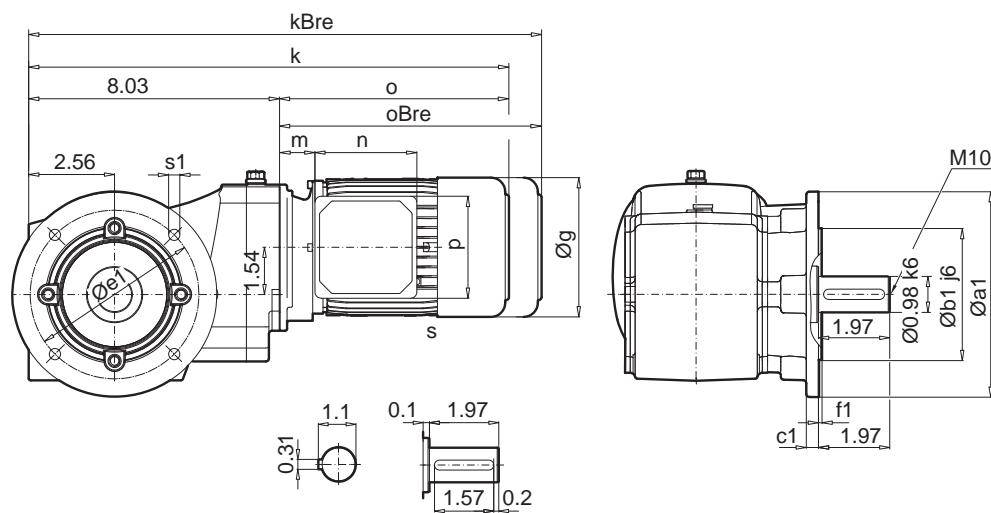
SK 93172.1 V



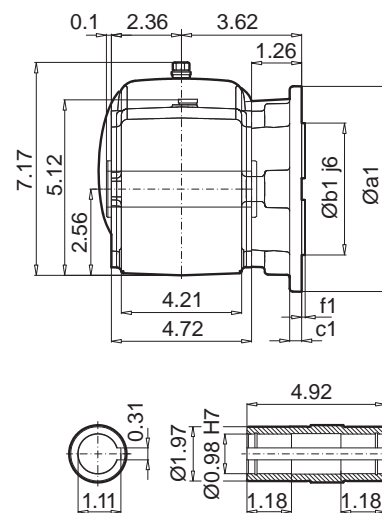
SK 93172.1 A



SK 93172.1VF



SK 93172.1 AF



a1	b1	c1	e1	f1	s1
6.30	4.33	0.47	5.12	0.14	4 x 0.35

Helical Bevel Gear Units


± ⇒ A58	63 SP/LP	71 SP/LP	80 SP/LP	90 SP/LP
g	5.12	5.71	6.50	7.20
g1 / g1Bre	4.53 / 4.84	4.88 / 5.20	5.59 / 5.59	5.79 / 5.79
k / kBre	15.59 / 17.80	16.46 / 18.74	17.32 / 19.84	18.90 / 21.85
o / oBre	7.56 / 9.76	8.43 / 10.71	9.29 / 11.81	10.87 / 13.82
m / mBre	0.47 / 0.75	0.79 / 1.06	0.87 / 1.02	1.02 / 1.18
n / nBre	3.94 / 5.28	3.94 / 5.28	4.49 / 6.02	4.49 / 6.02
p / pBre	3.94 / 3.50	3.94 / 3.50	4.49 / 4.25	4.49 / 4.25



W ⇒ E136

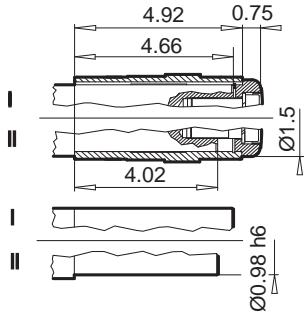


NEMA, IEC ⇒ E142

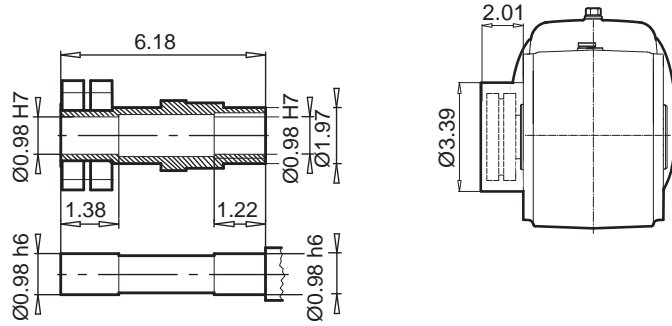


SK 93172.1

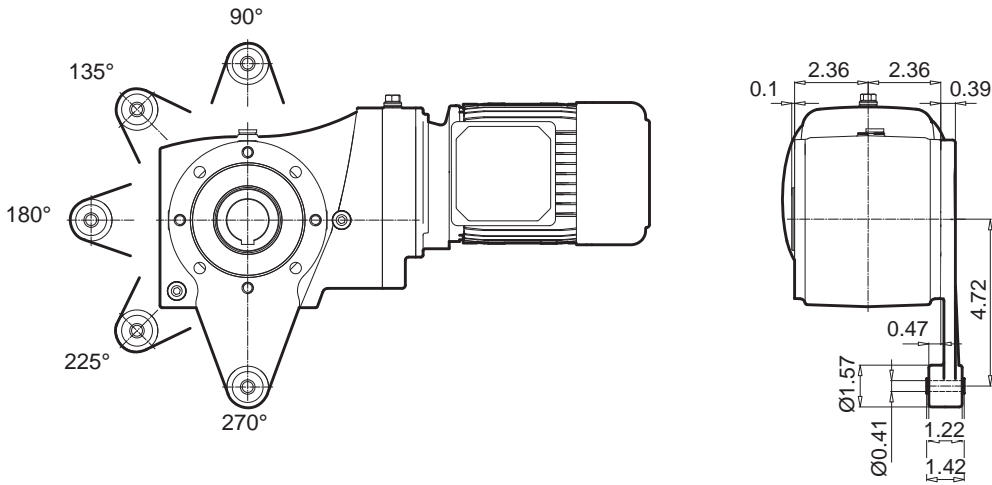
SK 93172.1 AB (AFB)




SK 93172.1 ASH (AFSH)



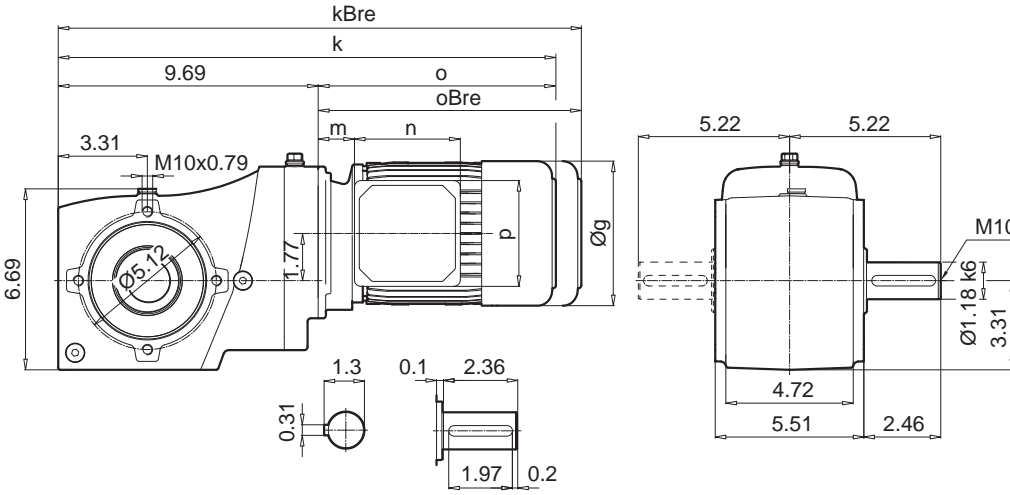
SK 93172.1 AD



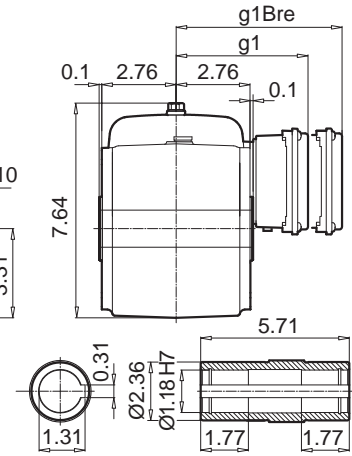
SK 93372.1



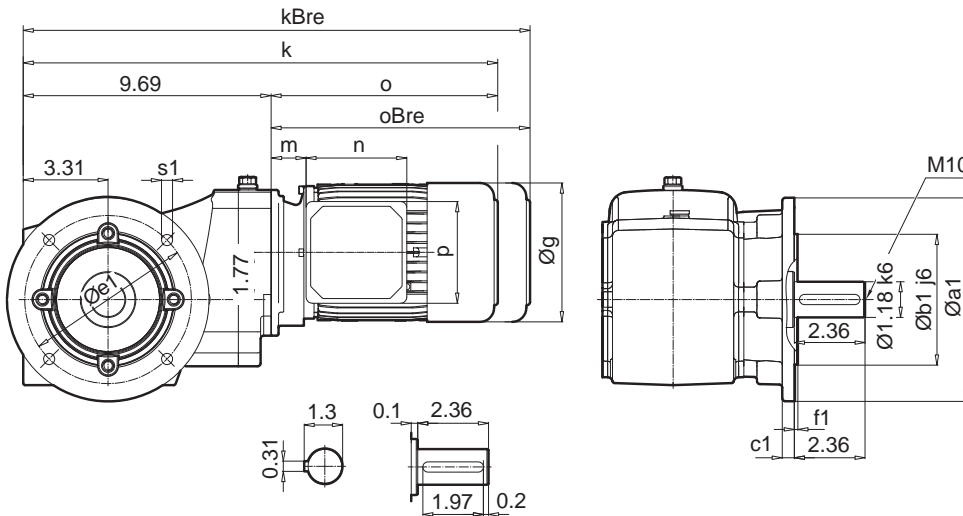
SK 93372.1 V



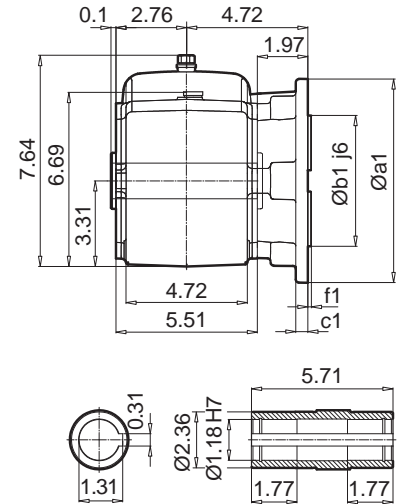
SK 93372.1 A



SK 93372.1VF



SK 93372.1 AF



a1	b1	c1	e1	f1	s1
6.30	4.33	0.47	5.12	0.14	4 x 0.35
7.87	5.12	0.47	6.50	0.14	4 x 0.43

Helical Bevel Gear Units

± ⇒ A58	63 SP/LP	71 SP/LP	80 SP/LP	90 SP/LP	100 LP/AP	112 MP
g	5.12	5.71	6.50	7.20	7.91	8.98
g1 / g1Bre	4.53 / 4.84	4.88 / 5.20	5.59 / 5.59	5.79 / 5.79	6.65 / 6.81	7.05 / 7.17
k / kBre	17.40 / 19.61	18.98 / 21.26	19.96 / 22.48	21.57 / 24.53	22.76 / 26.34	24.65 / 28.35
o / oBre	7.72 / 9.92	9.29 / 11.57	10.28 / 12.80	11.89 / 14.84	13.07 / 16.65	14.96 / 18.62
m / mBre	0.63 / 0.91	1.65 / 1.93	1.85 / 2.01	2.05 / 2.20	2.28 / 2.44	2.52 / 2.64
n / nBre	3.94 / 5.28	3.94 / 5.28	4.49 / 6.02	4.49 / 6.02	4.49 / 6.02	4.49 / 6.02
p / pBre	3.94 / 3.50	3.94 / 3.50	4.49 / 4.25	4.49 / 4.25	4.49 / 4.25	4.49 / 4.25



W ⇒ E136

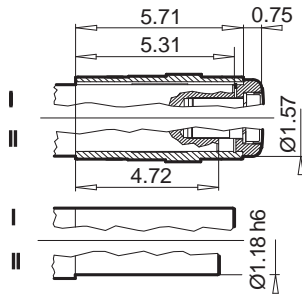


NEMA, IEC ⇒ E143

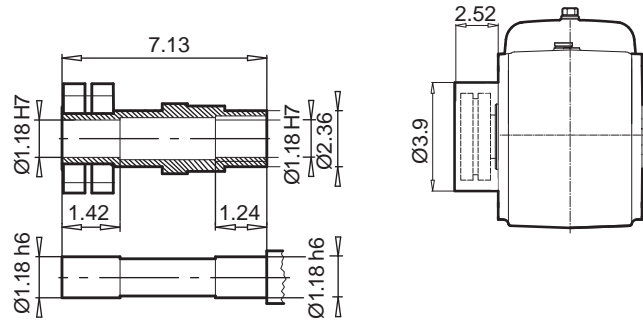


SK 93372.1

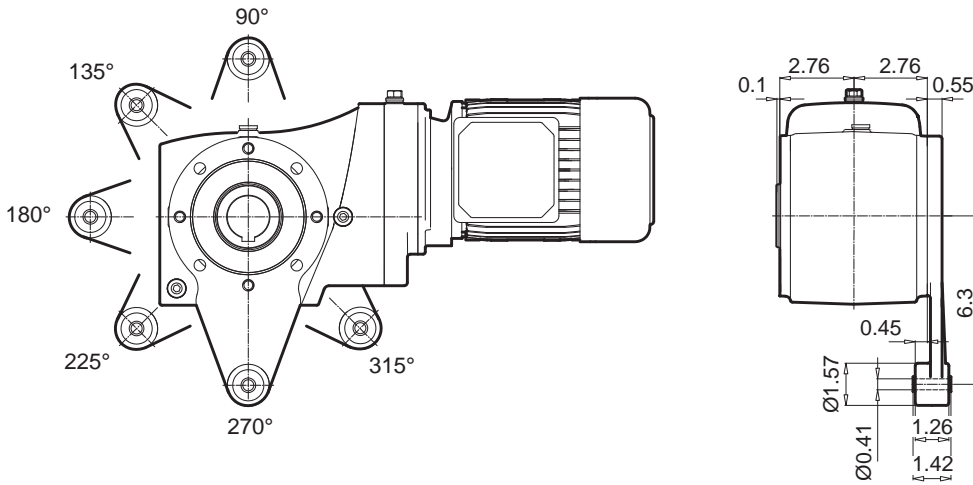
SK 93372.1 AB (AFB)



SK 93372.1 ASH (AFSH)



SK 93372.1 AD

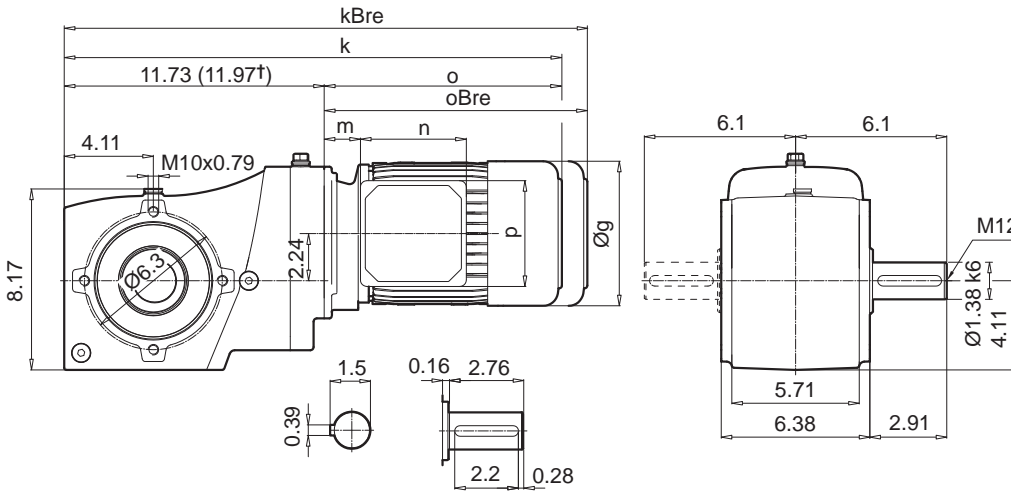


Helical Bevel
Gear Units

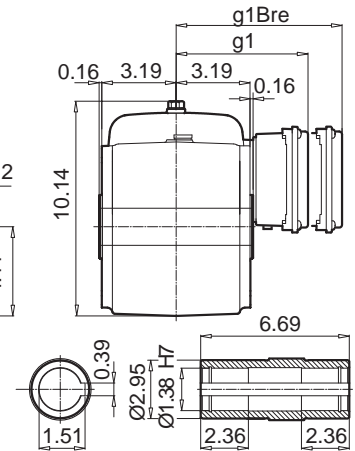
SK 93672.1



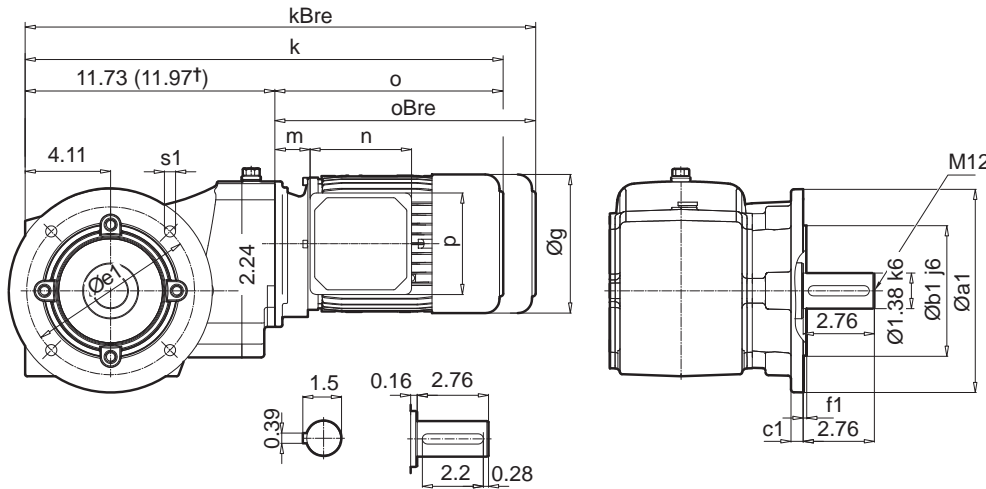
SK 93672.1 V



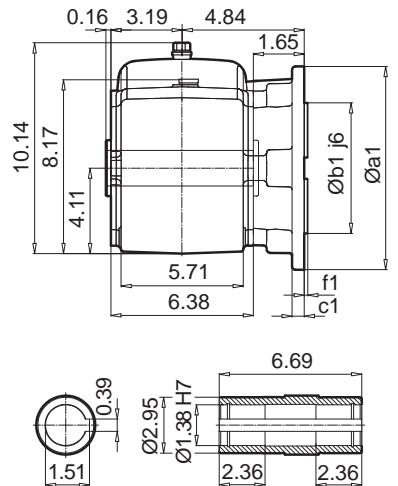
SK 93672.1 A



SK 93672.1AF



SK 93672.1 VF



Helical Bevel Gear Units

a1	b1	c1	e1	f1	s1
6.30	4.33	0.39	5.12	0.14	4 x 0.35
7.87	5.12	0.47	6.50	0.14	4 x 0.45


± ⇒ A58	71 SP/LP	80 SP/LP	90 SP/LP	100 LP/AP	112 MP	132 SP/MP†
g	5.71	6.50	7.20	7.91	8.98	10.47
g1 / g1Bre	4.88 / 5.20	5.59 / 5.59	5.79 / 5.79	6.65 / 6.81	7.05 / 7.17	8.03 / 7.91
k / kBre	21.02 / 23.31	22.01 / 24.53	23.62 / 26.57	24.80 / 28.39	26.69 / 30.35	28.86 / 33.07
o / oBre	9.29 / 11.57	10.28 / 12.80	11.89 / 14.84	13.07 / 16.65	14.96 / 18.62	17.13 / 21.34
m / mBre	1.65 / 1.93	1.85 / 2.01	2.05 / 2.20	2.28 / 2.44	2.52 / 2.64	2.80 / 2.44
n / nBre	3.94 / 5.28	4.49 / 6.02	4.49 / 6.02	4.49 / 6.02	4.49 / 6.02	4.80 / 7.28
p / pBre	3.94 / 3.50	4.49 / 4.25	4.49 / 4.25	4.49 / 4.25	4.49 / 4.25	4.80 / 5.47



W ⇒ E136

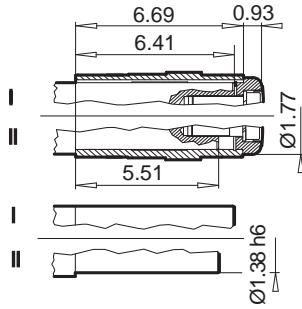


NEMA, IEC
⇒ E143

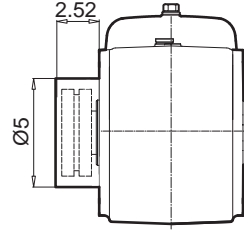
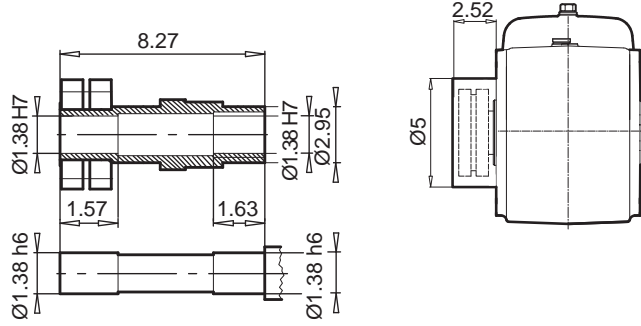


SK 93672.1

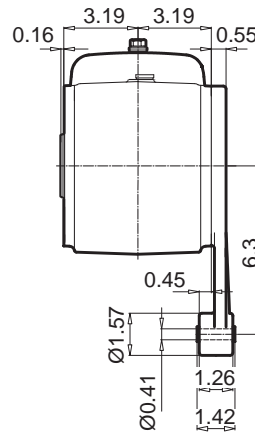
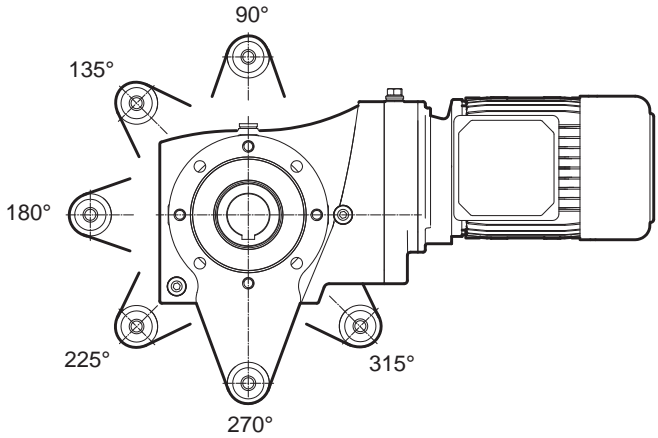
SK 93672.1 AB (AFB)



SK 93672.1 ASH (AFSH)




SK 93672.1 AD

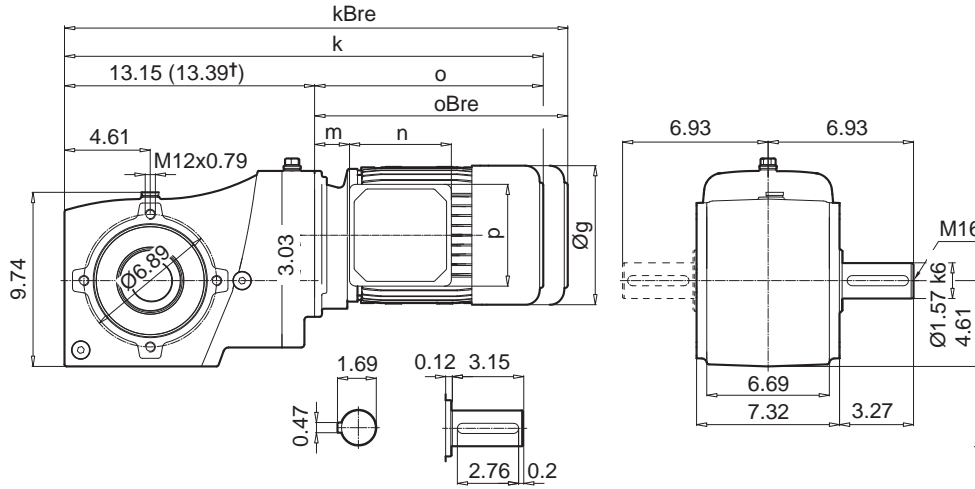


Helical Bevel
Gear Units

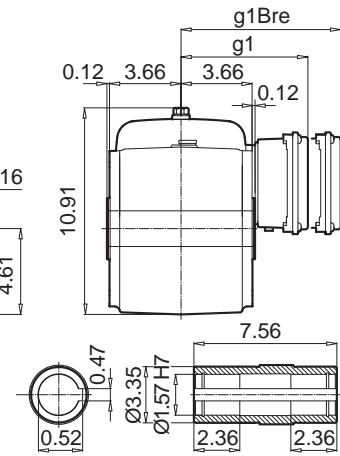
SK 93772.1



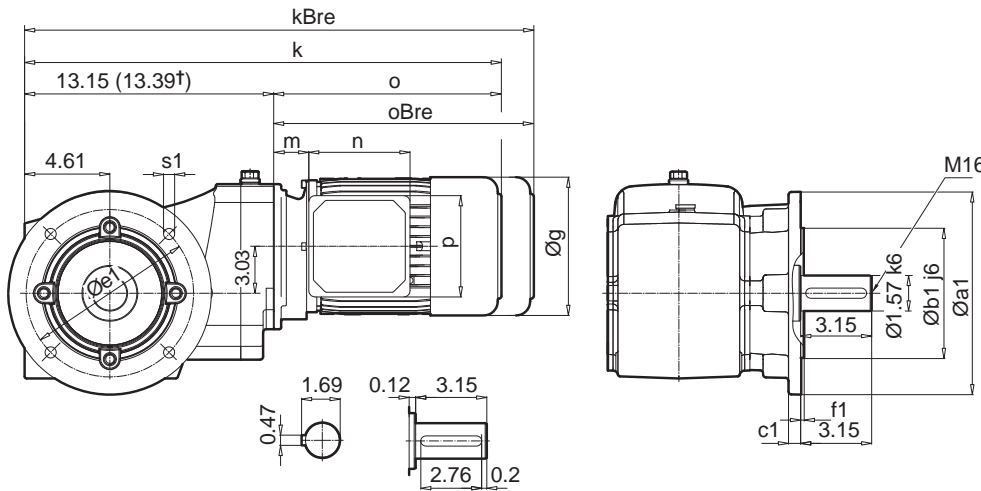
SK 93772.1 V



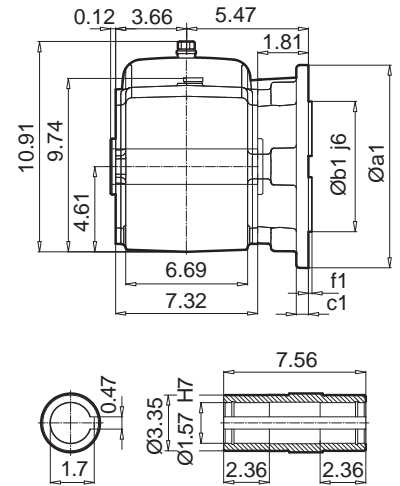
SK 93772.1 A



SK 93772.1VF



SK 93772.1 AF



Helical Bevel Gear Units

a1	b1	c1	e1	f1	s1
9.84	7.09	0.59	8.46	0.16	4 x 0.53

± ⇄ A58	71 SP/LP	80 SP/LP	90 SP/LP	100 LP/AP	112 MP	132 SP/MP†
g	5.71	6.50	7.20	7.91	8.98	10.47
g1 / g1Bre	4.88 / 5.20	5.59 / 5.59	5.79 / 5.79	6.65 / 6.81	7.05 / 7.17	8.03 / 7.91
k / kBre	22.44 / 24.72	23.43 / 25.94	25.04 / 27.99	26.22 / 29.80	28.11 / 31.77	30.51 / 34.72
o / oBre	9.29 / 11.57	10.28 / 12.80	11.89 / 14.84	13.07 / 16.65	14.96 / 18.62	17.13 / 21.34
m / mBre	1.65 / 1.93	1.85 / 2.01	2.05 / 2.20	2.28 / 2.44	2.52 / 2.64	2.80 / 2.44
n / nBre	3.94 / 5.28	4.49 / 6.02	4.49 / 6.02	4.49 / 6.02	4.49 / 6.02	4.80 / 7.28
p / pBre	3.94 / 3.50	4.49 / 4.25	4.49 / 4.25	4.49 / 4.25	4.49 / 4.25	4.80 / 5.47



W ⇄ E136

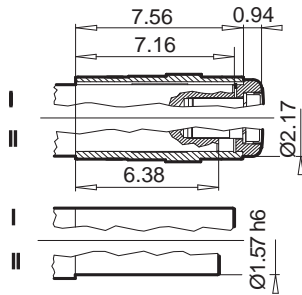


NEMA, IEC
⇄ E143

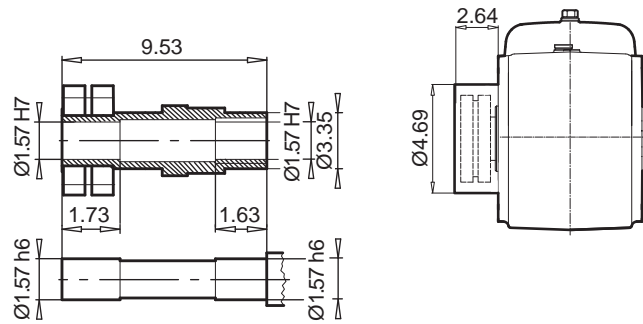


SK 93772.1

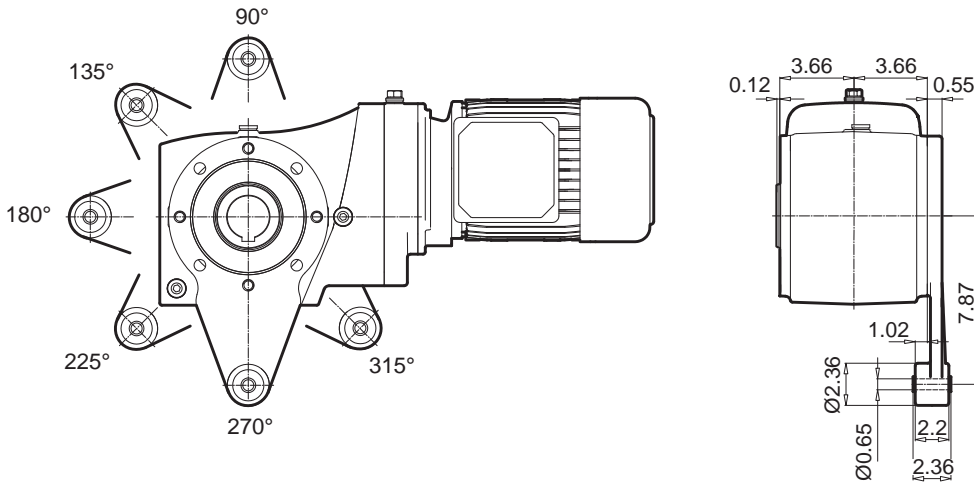
SK 93772.1 AB (AFB)



SK 93772.1 ASH (AFSH)




SK 93772.1 AD

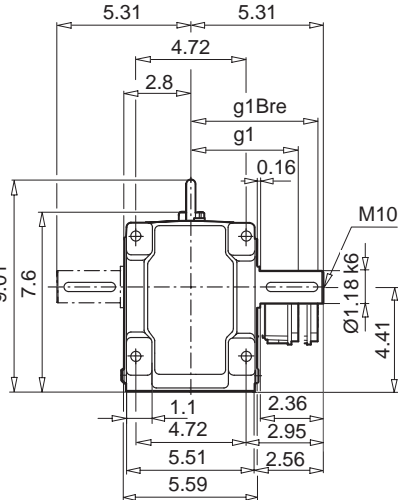
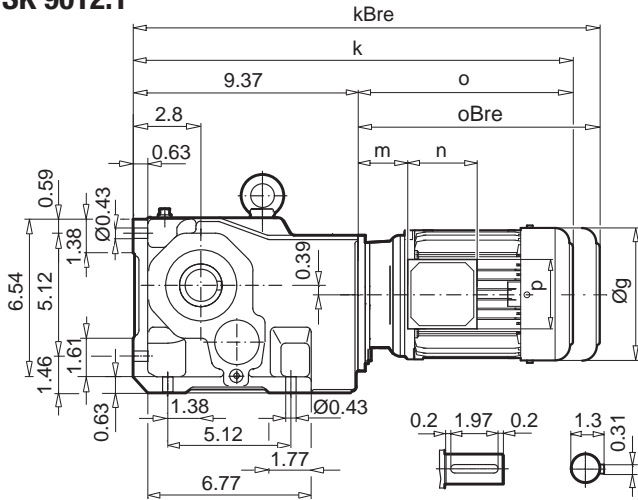


Helical Bevel
Gear Units

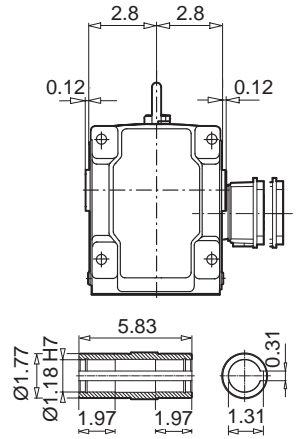
SK 9012.1



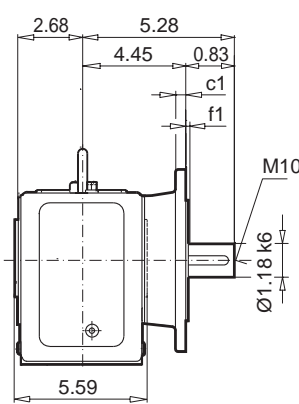
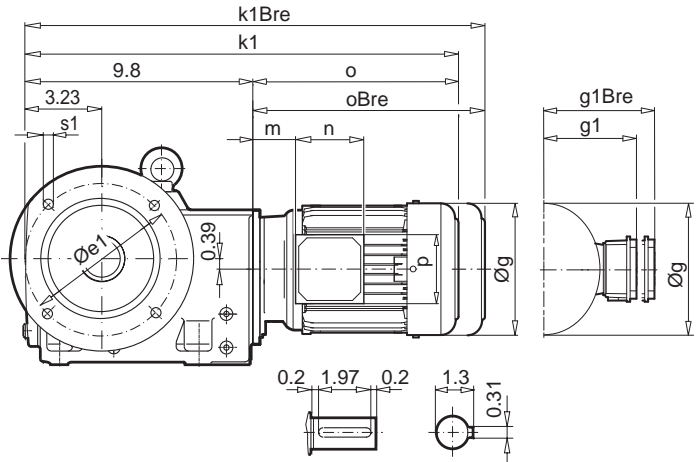
SK 9012.1



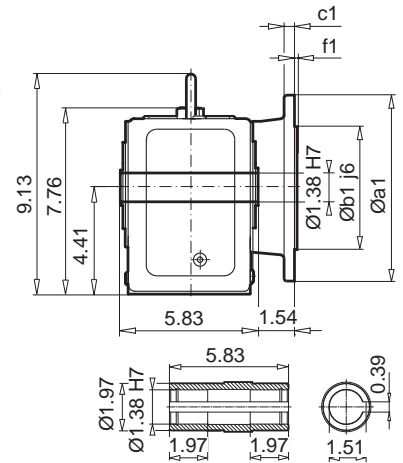
SK 9012.1AX



SK 9012.1VF

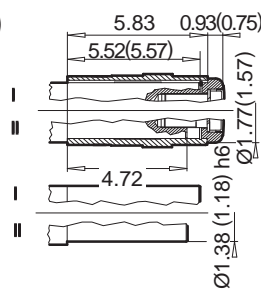


SK 9012.1AF



a1	b1	c1	e1	f1	s1
7.87	5.12	0.47	6.50	0.14	4 x 0.43

SK 9012.1AFB (AXB)




± ⇨ A58	63 SP/LP	71 SP/LP	80 SP/LP	90 SP/LP	100 LP/AP	112 MP
g	5.12	5.71	6.50	7.20	7.91	8.98
g1 / g1Bre	4.53 / 4.84	4.88 / 5.20	5.59 / 5.59	5.79 / 5.79	6.65 / 6.81	7.05 / 7.17
k / kBre	17.09 / 19.29	18.66 / 20.94	19.65 / 22.17	21.26 / 24.21	22.44 / 26.02	24.33 / 27.99
k1 / k1Bre	17.52 / 19.72	19.09 / 21.38	20.08 / 22.60	21.69 / 24.65	22.87 / 26.46	24.76 / 28.43
o / oBre	7.72 / 9.92	9.29 / 11.57	10.28 / 12.80	11.89 / 14.84	13.07 / 16.65	14.96 / 18.62
m / m1Bre	0.63 / 0.87	1.65 / 1.89	1.85 / 1.97	2.05 / 2.20	2.28 / 2.44	2.52 / 2.64
n / nBre	3.94 / 5.28	3.94 / 5.28	4.49 / 6.02	4.49 / 6.02	4.49 / 6.02	4.49 / 6.02
p / p1Bre	3.94 / 3.50	3.94 / 3.50	4.49 / 4.25	4.49 / 4.25	4.49 / 4.25	4.49 / 4.25

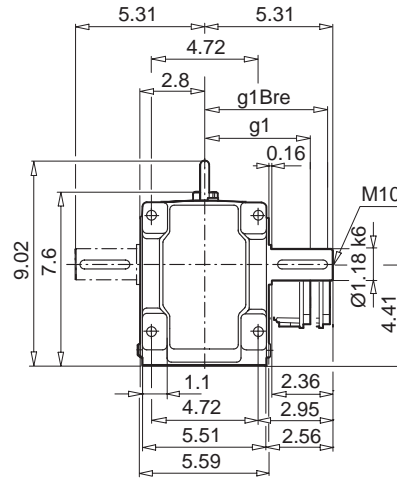
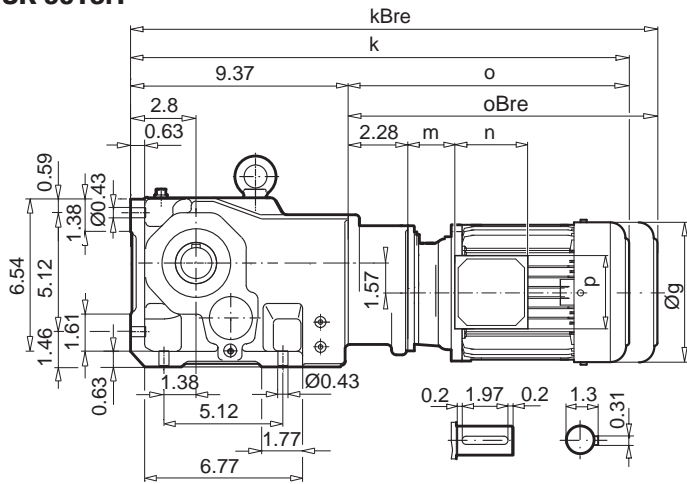


Helical Bevel Gear Units

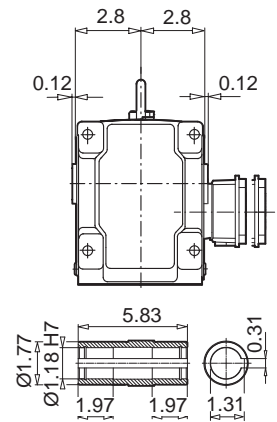
SK 9013.1



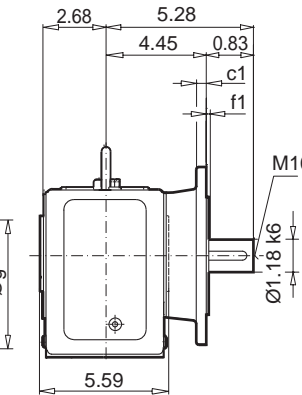
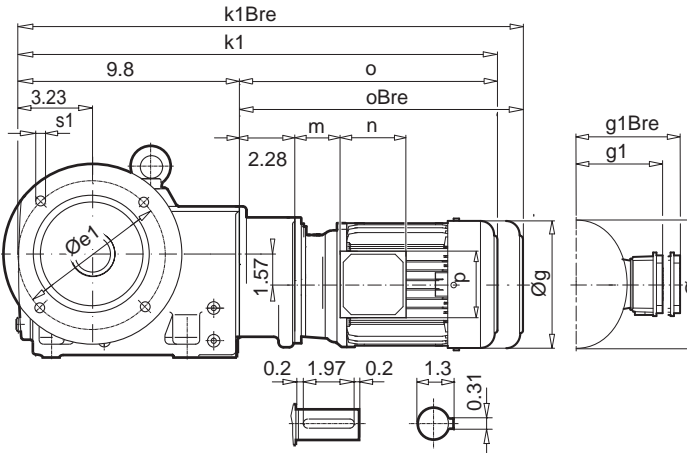
SK 9013.1



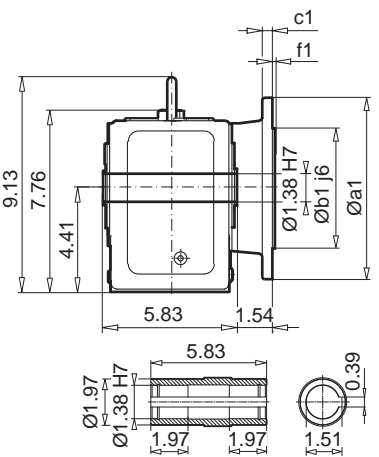
SK 9013.1AX



SK 9013.1VF

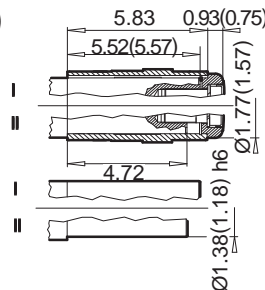


SK 9013.1AF



a1	b1	c1	e1	f1	s1
7.87	5.12	0.47	6.50	0.14	4 x 0.43

SK 9013.1AFB (AXB)



Helical Bevel Gear Units


± ⇄ A58	63 SP/LP	71 SP/LP
g	5.12	5.71
g1 / g1Bre	4.53 / 4.84	4.88 / 5.20
k / kBre	19.37 / 21.57	20.94 / 23.23
k1 / k1Bre	19.80 / 22.01	21.38 / 23.66
o / oBre	7.72 / 9.92	9.29 / 11.57
m / m1Bre	0.63 / 0.87	1.65 / 1.89
n / nBre	3.94 / 5.28	3.94 / 5.28
p / p1Bre	3.94 / 3.50	3.94 / 3.50



W ⇄ E137

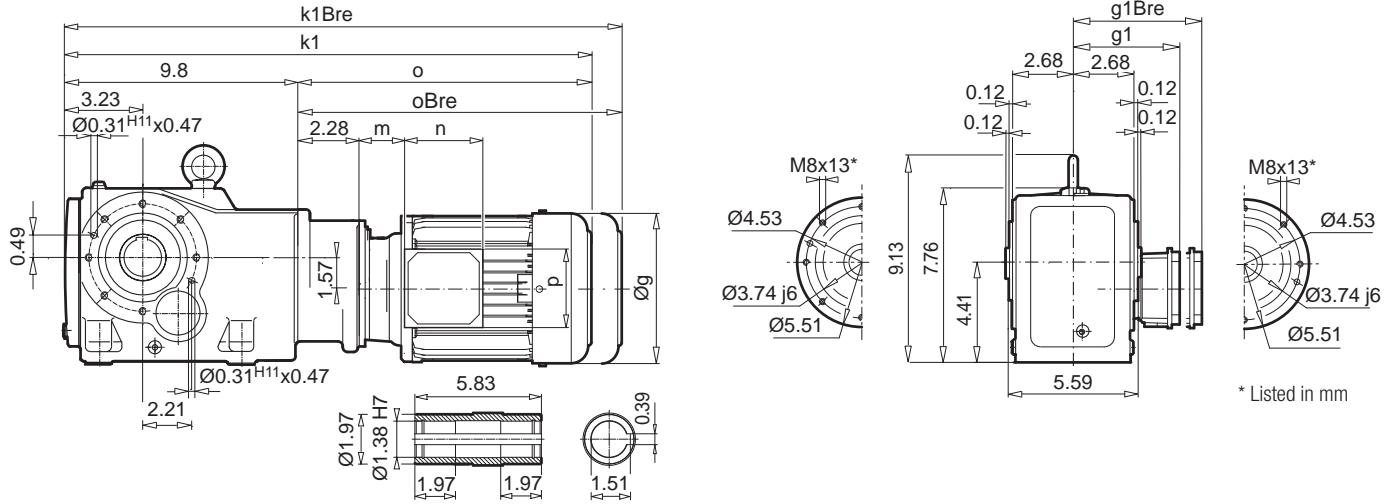


NEMA, IEC ⇄ E147



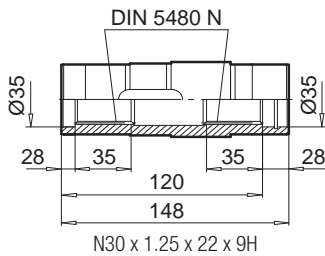
SK 9013.1

SK 9013.1AZ

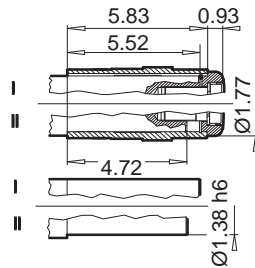


SK 9013.1AZEA*

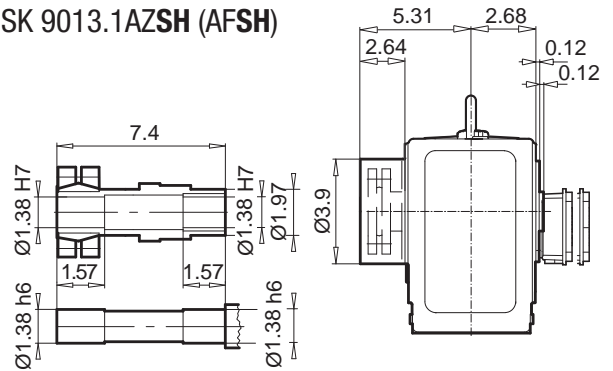
*Listed in mm



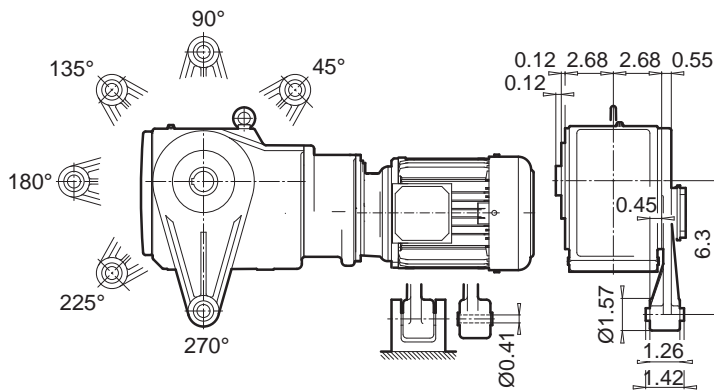
SK 9013.1AZB (AFB)



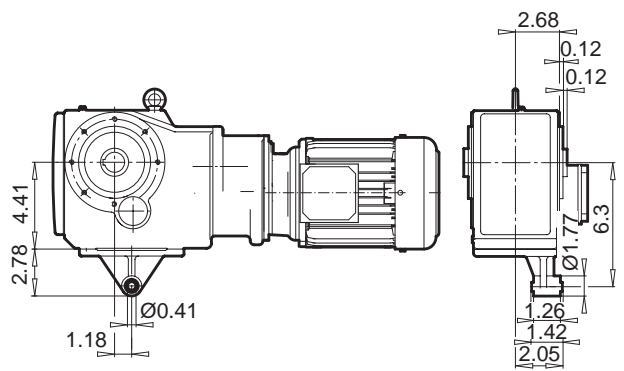
SK 9013.1AZSH (AFSH)



SK 9013.1AZD




SK 9013.1AZK




Helical Bevel Gear Units

$\pm \Rightarrow$ A58	63 SP/LP	71 SP/LP
g	5.12	5.71
g1 / g1Bre	4.53 / 4.84	4.88 / 5.20
k1 / k1Bre	19.80 / 22.01	21.38 / 23.66
o / oBre	7.72 / 9.92	9.29 / 11.57
m / m1Bre	0.63 / 0.87	1.65 / 1.89
n / nBre	3.94 / 5.28	3.94 / 5.28
p / p1Bre	3.94 / 3.50	3.94 / 3.50




W \Rightarrow E137

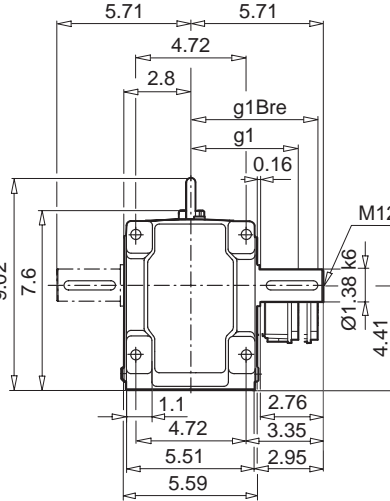
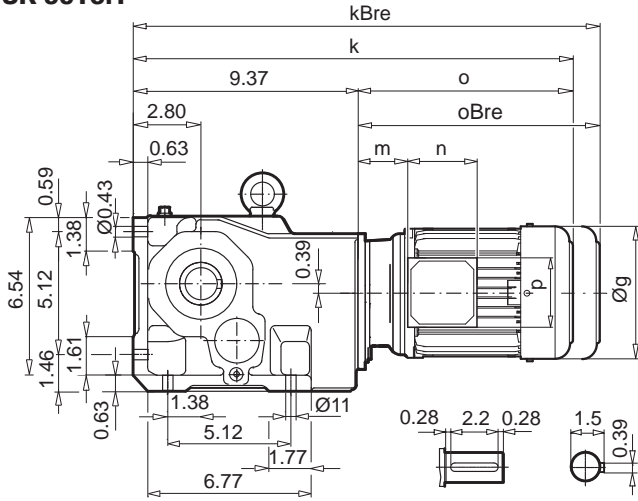


NEMA, IEC \Rightarrow E147

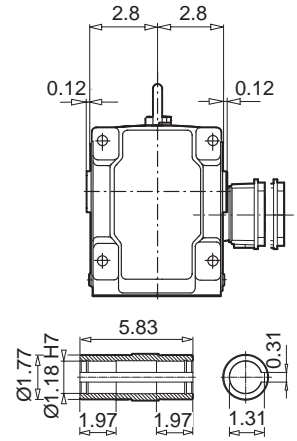
SK 9016.1



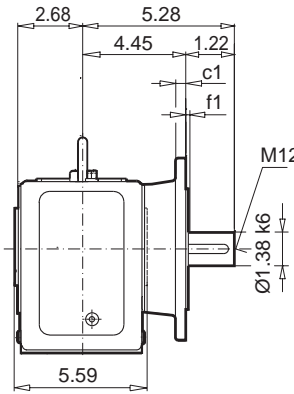
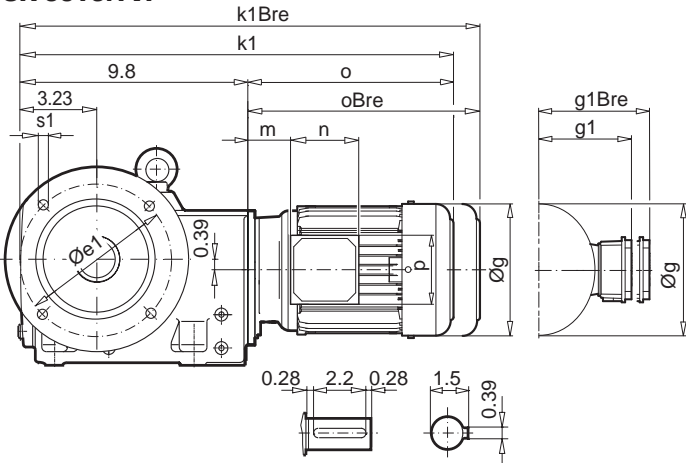
SK 9016.1



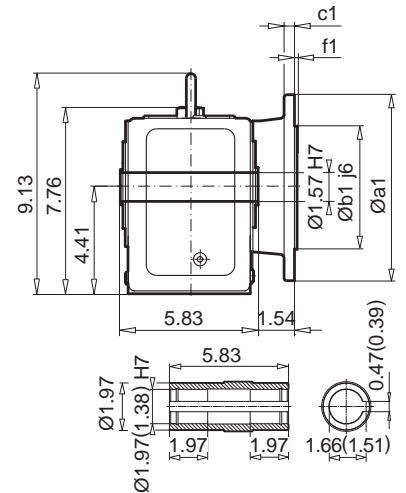
SK 9016.1AX



SK 9016.1VF

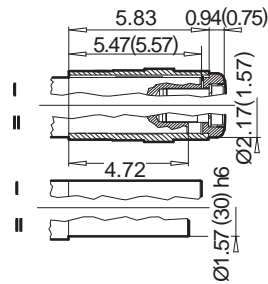


SK 9016.1AF




a1	b1	c1	e1	f1	s1
7.87	5.12	0.47	6.50	0.14	4 x 0.43


SK 9016.1AFB (AXB)



± ⇄ A58	63 SP/LP	71 SP/LP	80 SP/LP	90 SP/LP	100 LP/AP	112 MP
g	5.12	5.71	6.50	7.20	7.91	8.98
g1 / g1Bre	4.53 / 4.84	4.88 / 5.20	5.59 / 5.59	5.79 / 5.79	6.65 / 6.81	7.05 / 7.17
k / kBre	17.09 / 19.29	18.66 / 20.94	19.65 / 22.17	21.26 / 24.21	22.44 / 26.02	24.33 / 27.99
k1 / k1Bre	17.52 / 19.72	19.09 / 21.38	20.08 / 22.60	21.69 / 24.65	22.87 / 26.46	24.76 / 28.43
o / oBre	7.72 / 9.92	9.29 / 11.57	10.28 / 12.80	11.89 / 14.84	13.07 / 16.65	14.96 / 18.62
m / m1Bre	0.63 / 0.87	1.65 / 1.89	1.85 / 1.97	2.05 / 2.20	2.28 / 2.44	2.52 / 2.64
n / nBre	3.94 / 5.28	3.94 / 5.28	4.49 / 6.02	4.49 / 6.02	4.49 / 6.02	4.49 / 6.02
p / p1Bre	3.94 / 3.50	3.94 / 3.50	4.49 / 4.25	4.49 / 4.25	4.49 / 4.25	4.49 / 4.25

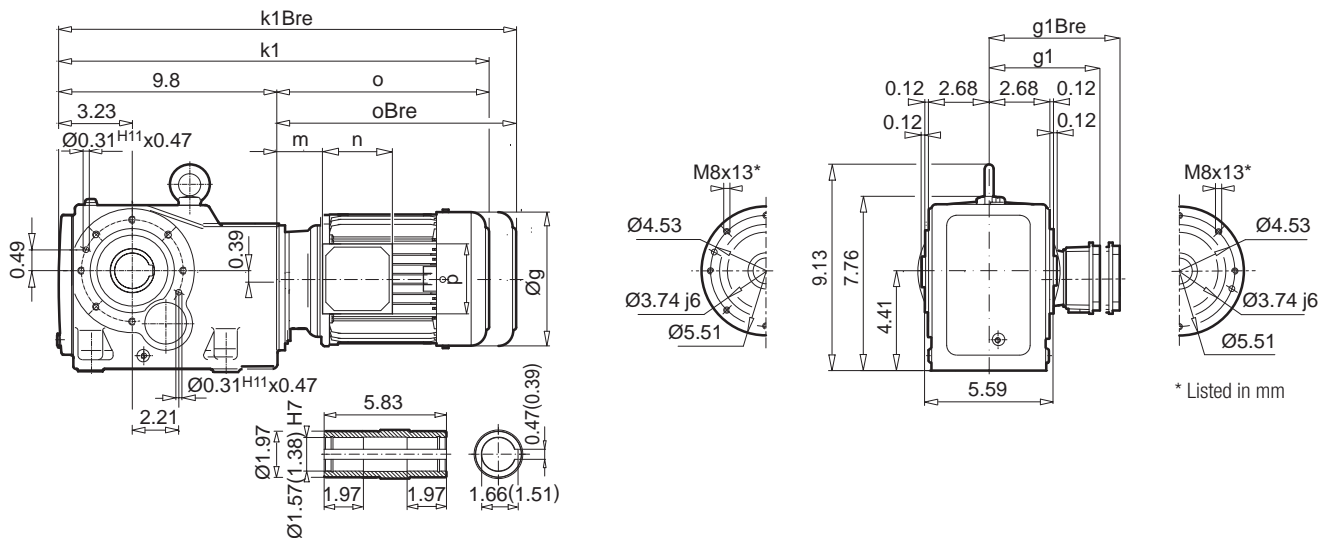


Helical Bevel Gear Units



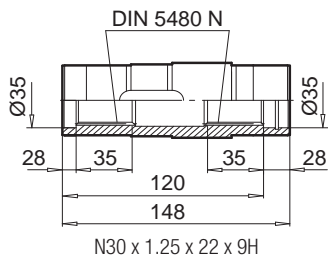
SK 9016.1

SK 9016.1AZ

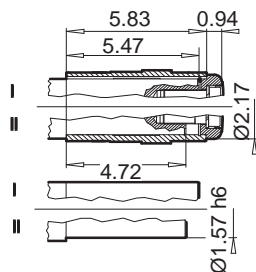


SK 9016.1AZEA*

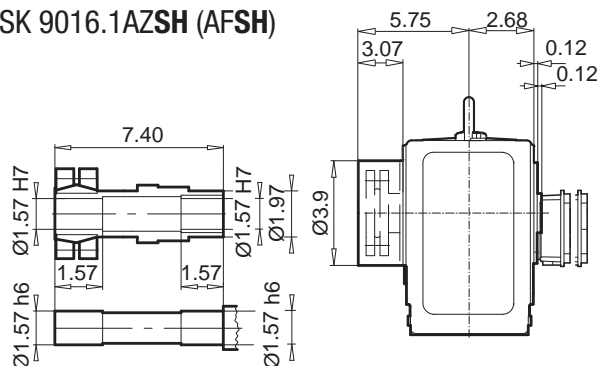
*Listed in mm



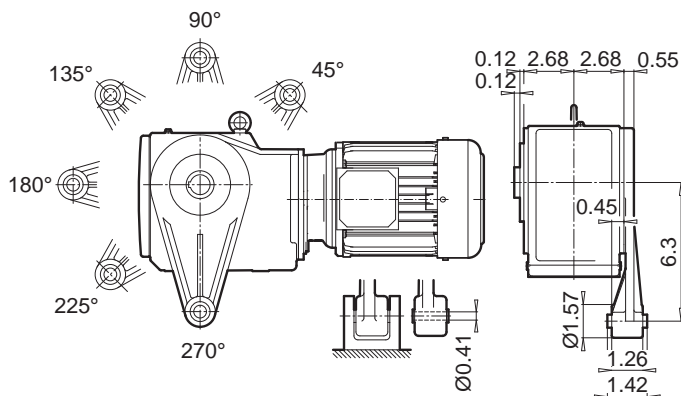
SK 9016.1AZB (AFB)



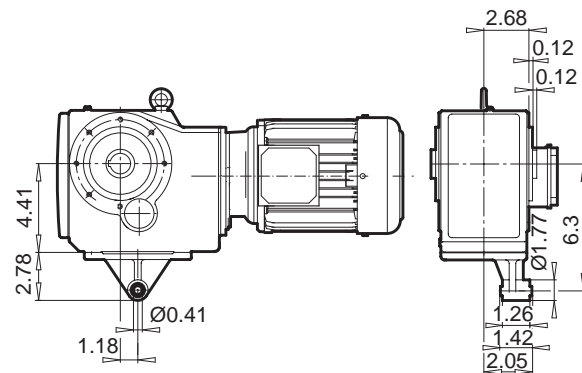
SK 9016.1AZSH (AFSH)



SK 9016.1AZD




SK 9016.1AZK




Helical Bevel Gear Units

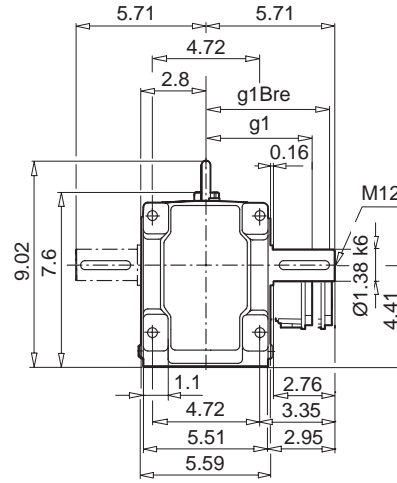
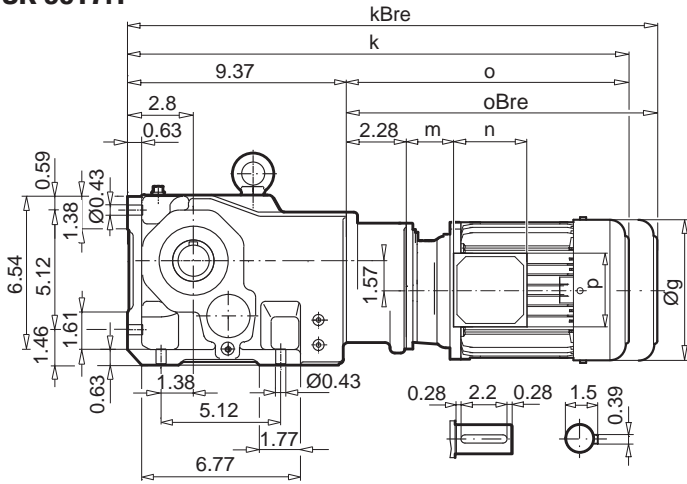
± ⇒ A58	63 SP/LP	71 SP/LP	80 SP/LP	90 SP/LP	100 LP/AP	112 MP
g	5.12	5.71	6.50	7.20	7.91	8.98
g1 / g1Bre	4.53 / 4.84	4.88 / 5.20	5.59 / 5.59	5.79 / 5.79	6.65 / 6.81	7.05 / 7.17
k1 / k1Bre	17.52 / 19.72	19.09 / 21.38	20.08 / 22.60	21.69 / 24.65	22.87 / 26.46	24.76 / 28.43
o / oBre	7.72 / 9.92	9.29 / 11.57	10.28 / 12.80	11.89 / 14.84	13.07 / 16.65	14.96 / 18.62
m / m1Bre	0.63 / 0.87	1.65 / 1.89	1.85 / 1.97	2.05 / 2.20	2.28 / 2.44	2.52 / 2.64
n / nBre	3.94 / 5.28	3.94 / 5.28	4.49 / 6.02	4.49 / 6.02	4.49 / 6.02	4.49 / 6.02
p / p1Bre	3.94 / 3.50	3.94 / 3.50	4.49 / 4.25	4.49 / 4.25	4.49 / 4.25	4.49 / 4.25



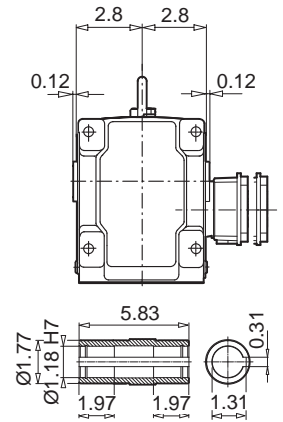
SK 9017.1



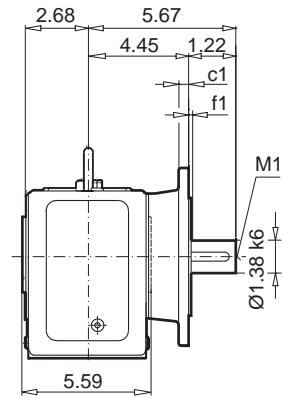
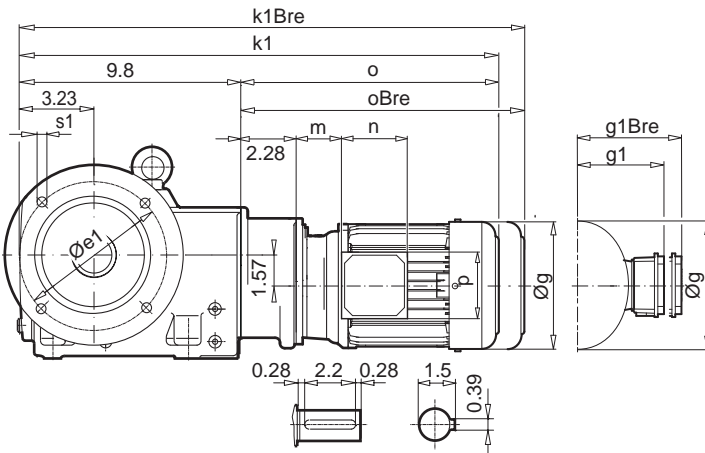
SK 9017.1



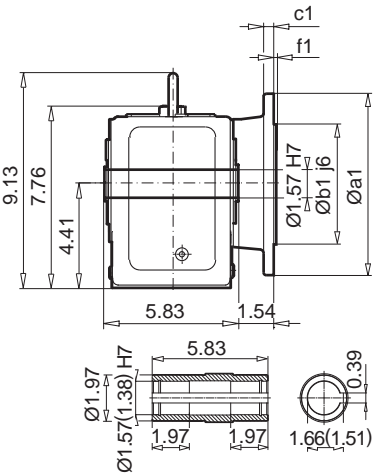
SK 9017.1AX



SK 9017.1VF

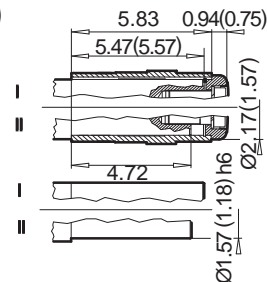


SK 9017.1AF



a1	b1	c1	e1	f1	s1
7.87	5.12	0.47	6.50	0.14	4 x 0.43

SK 9017.1AFB (AXB)



± ⇄ A58	63 SP/LP	71 SP/LP	
g	5.12	5.71	
g1 / g1Bre	4.53 / 4.84	4.88 / 5.20	
k / kBre	19.37 / 21.57	20.94 / 23.23	
k1 / k1Bre	19.80 / 22.01	21.38 / 23.66	
o / oBre	7.72 / 9.92	9.29 / 11.57	
m / m1Bre	0.63 / 0.87	1.65 / 1.89	
n / nBre	3.94 / 5.28	3.94 / 5.28	
p / p1Bre	3.94 / 3.50	3.94 / 3.50	




W ⇄ E137



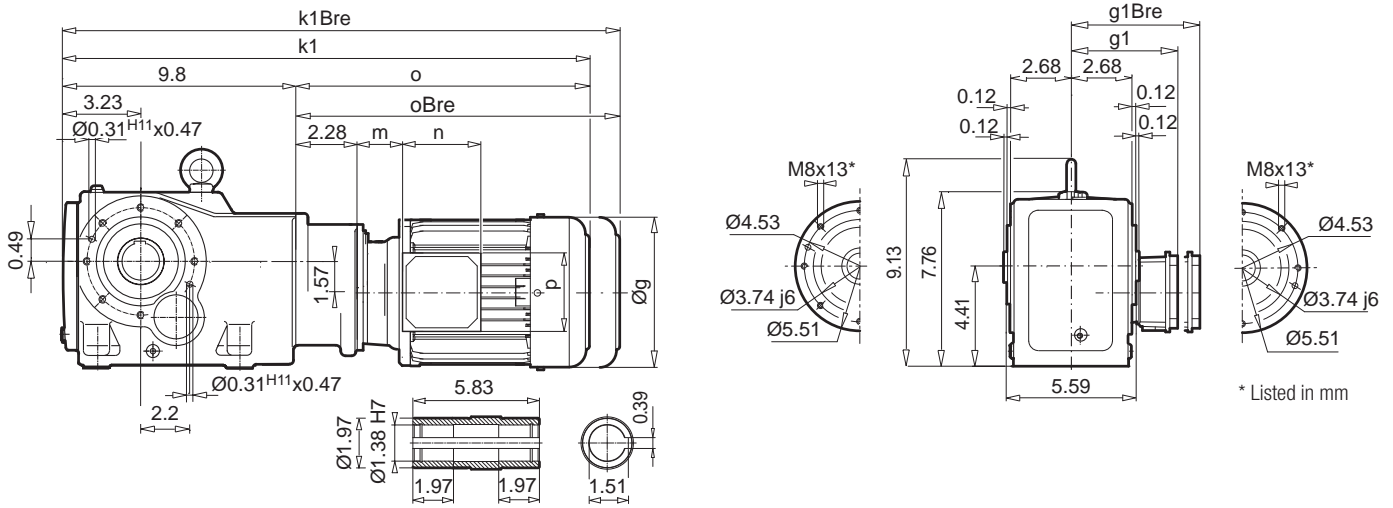
NEMA, IEC ⇄ E147

Helical Bevel Gear Units



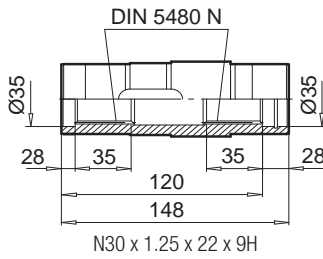
SK 9017.1

SK 9017.1AZ

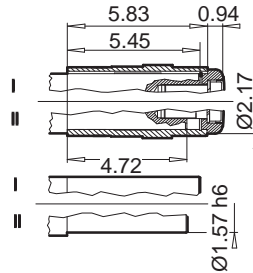


SK 9017.1AZEA*

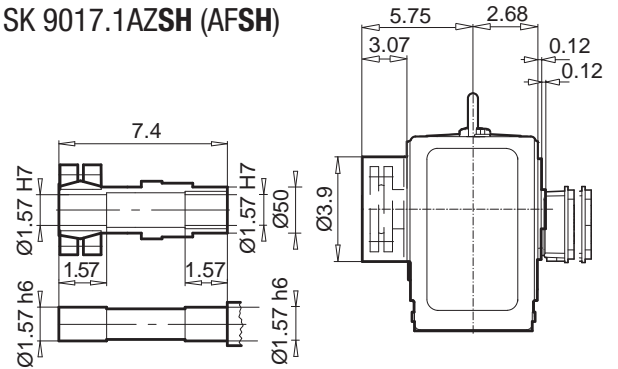
*Listed in mm



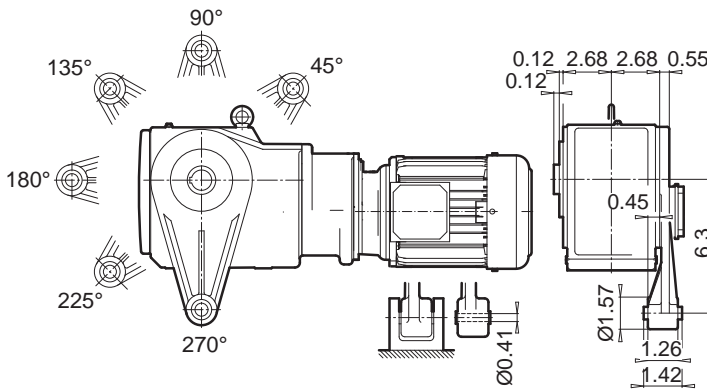
SK 9017.1AZB (AFB)



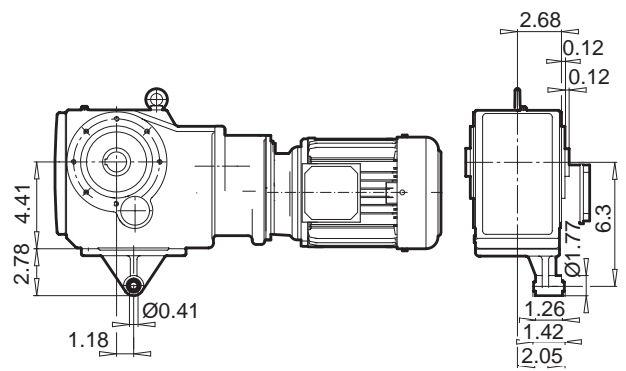
SK 9017.1AZSH (AFSH)



SK 9017.1AZD



SK 9017.1AZK




Helical Bevel Gear Units

$\pm \Rightarrow$ A58	63 SP/LP	71 SP/LP
g	5.12	5.71
g1 / g1Bre	4.53 / 4.84	4.88 / 5.20
k1 / k1Bre	19.80 / 22.01	21.38 / 23.66
o / oBre	7.72 / 9.92	9.29 / 11.57
m / m1Bre	0.63 / 0.87	1.65 / 1.89
n / nBre	3.94 / 5.28	3.94 / 5.28
p / p1Bre	3.94 / 3.50	3.94 / 3.50

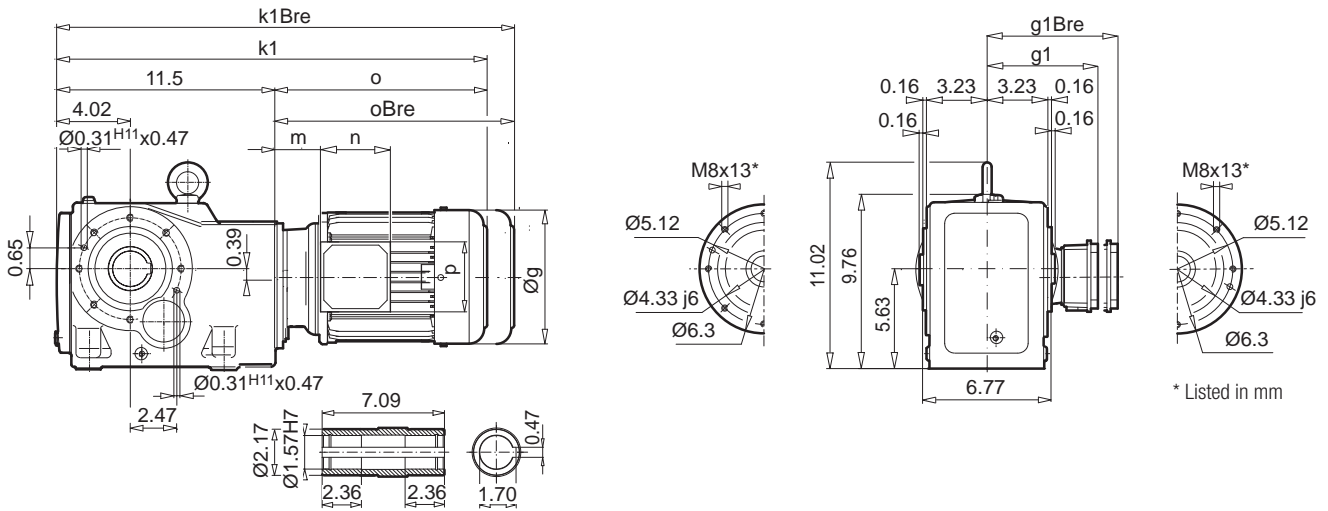
W \Rightarrow E137

NEMA, IEC \Rightarrow E147



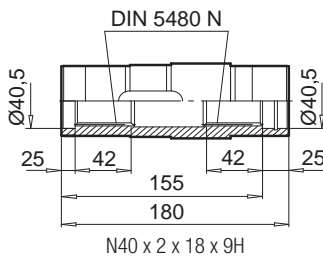
SK 9022.1

SK 9022.1AZ

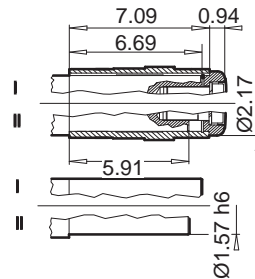


SK 9022.1AZEA*

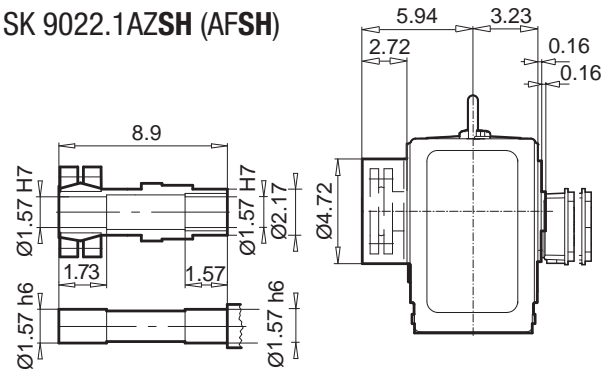
*Listed in mm



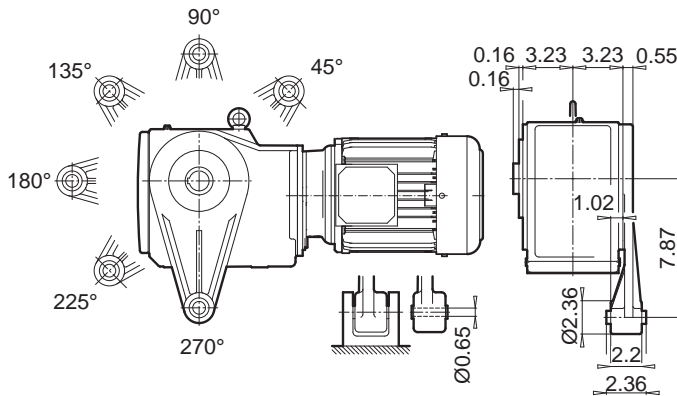
SK 9022.1AZB (AFB)



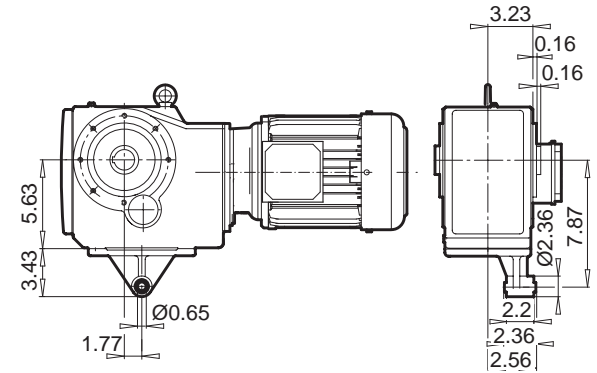
SK 9022.1AZSH (AFSH)



SK 9022.1AZD




SK 9022.1AZK




Helical Bevel Gear Units

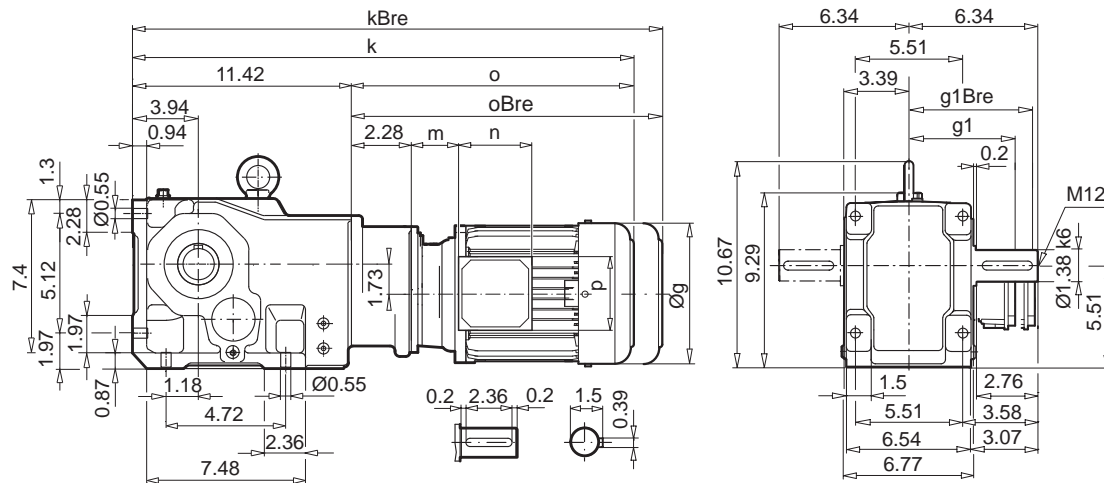
± ⇄ A58	63 SP/LP	71 SP/LP	80 SP/LP	90 SP/LP	100 LP/AP	112 MP
g	5.12	5.71	6.50	7.20	7.91	8.98
g1 / g1Bre	4.53 / 4.84	4.88 / 5.20	5.59 / 5.59	5.79 / 5.79	6.65 / 6.81	7.05 / 7.17
k1 / k1Bre	19.17 / 23.03	20.79 / 23.07	21.77 / 24.29	23.39 / 26.34	24.57 / 28.15	26.46 / 30.12
o / oBre	7.72 / 9.92	9.29 / 11.57	10.28 / 12.80	11.89 / 14.84	13.07 / 16.65	14.96 / 18.62
m / m1Bre	0.63 / 0.87	1.65 / 1.89	1.85 / 1.97	2.05 / 2.20	2.28 / 2.44	2.52 / 2.64
n / nBre	3.94 / 5.28	3.94 / 5.28	4.49 / 6.02	4.49 / 6.02	4.49 / 6.02	4.49 / 6.02
p / p1Bre	3.94 / 3.50	3.94 / 3.50	4.49 / 4.25	4.49 / 4.25	4.49 / 4.25	4.49 / 4.25



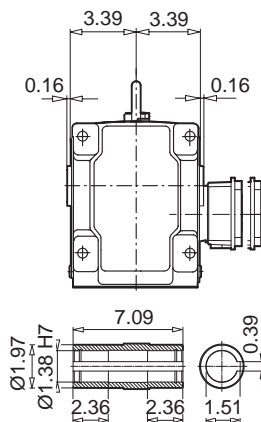
SK 9023.1



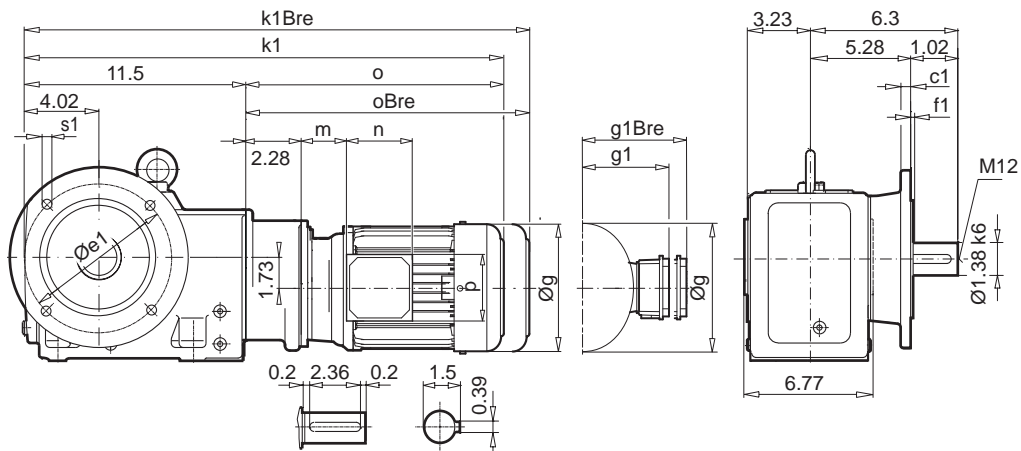
SK 9023.1



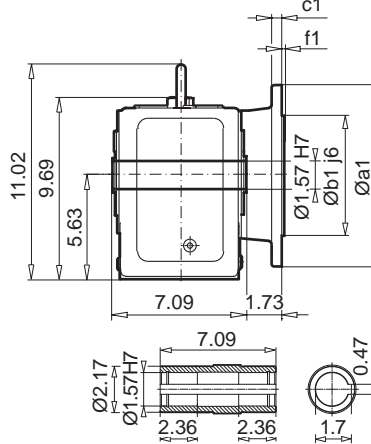
SK 9023.1AX



SK 9023.1VF

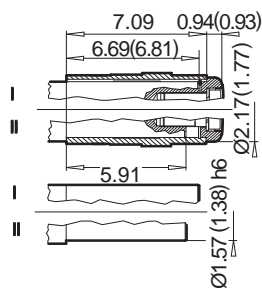


SK 9023.1AF




a1	b1	c1	e1	f1	s1
9.84	7.09	0.63	8.46	0.16	4 x 0.55

SK 9023.1AFB (AXB)



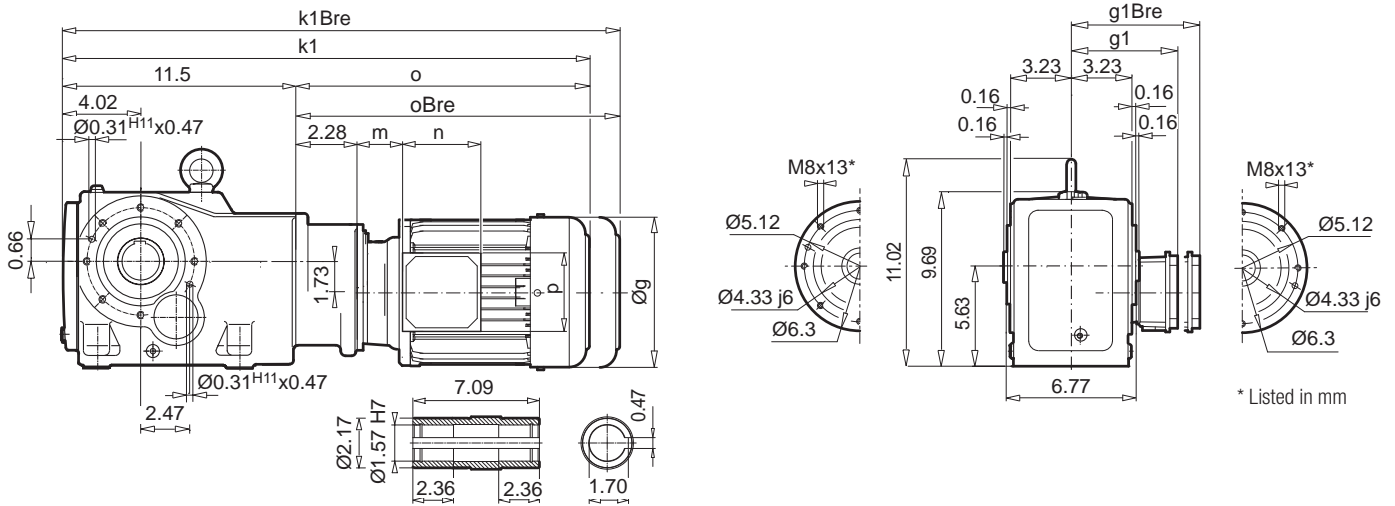
± ⇔ A58	63 SP/LP	71 SP/LP
g	5.12	5.71
g1 / g1Bre	4.53 / 4.84	4.88 / 5.20
k / kBre	21.42 / 23.62	22.99 / 25.28
k1 / k1Bre	21.50 / 23.70	23.07 / 25.35
o / oBre	7.72 / 9.92	9.29 / 11.57
m / m1Bre	0.63 / 0.87	1.65 / 1.89
n / nBre	3.94 / 5.28	3.94 / 5.28
p / p1Bre	3.94 / 3.50	3.94 / 3.50





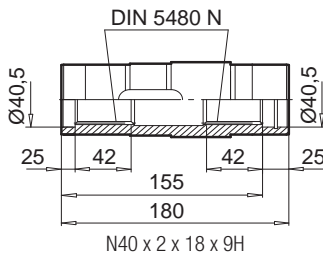
SK 9023.1

SK 9023.1AZ

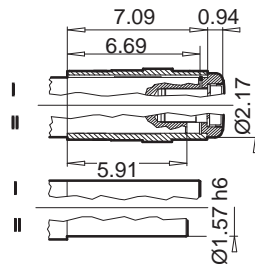


SK 9023.1AZEA*

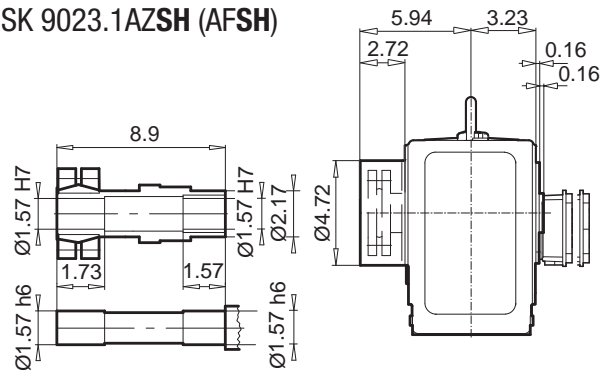
*Listed in mm



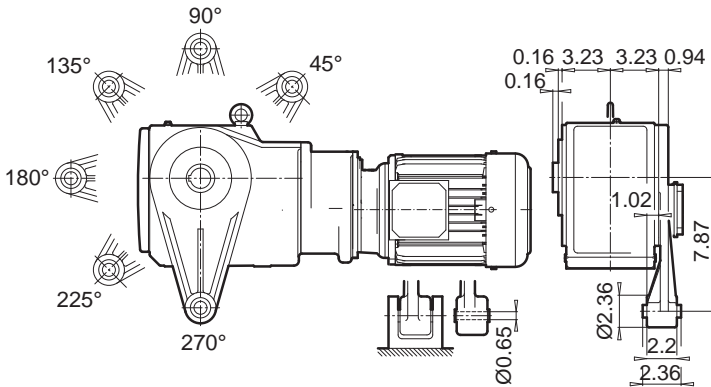
SK 9023.1AZB (AFB)



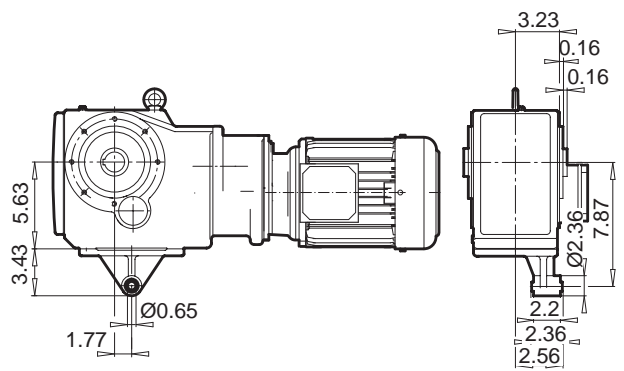
SK 9023.1AZSH (AFSH)



SK 9023.1AZD



SK 9023.1AZK




Helical Bevel Gear Units

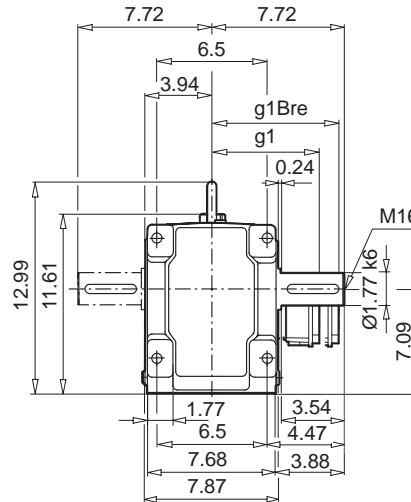
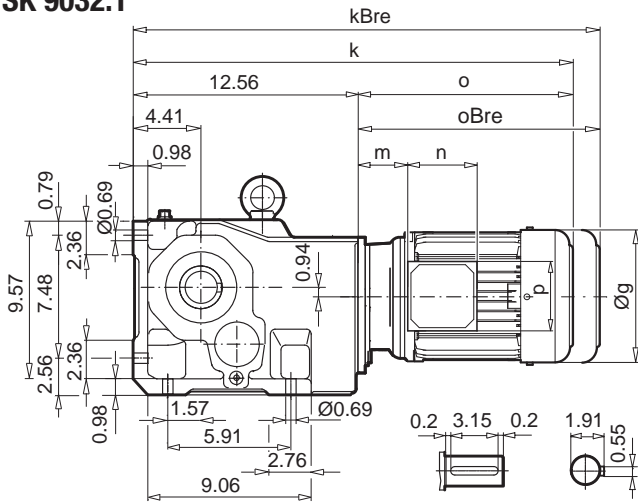
$\pm \Rightarrow$ A58	63 SP/LP	71 SP/LP
g	5.12	5.71
g1 / g1Bre	4.53 / 4.84	4.88 / 5.20
k1 / k1Bre	21.50 / 23.70	23.07 / 25.35
o / oBre	7.72 / 9.92	9.29 / 11.57
m / m1Bre	0.63 / 0.87	1.65 / 1.89
n / nBre	3.94 / 5.28	3.94 / 5.28
p / p1Bre	3.94 / 3.50	3.94 / 3.50



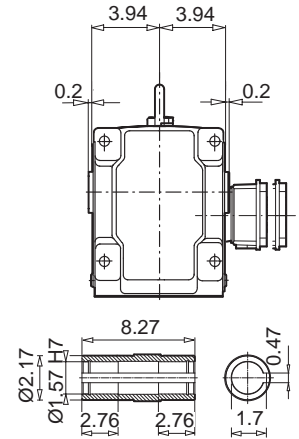
SK 9032.1



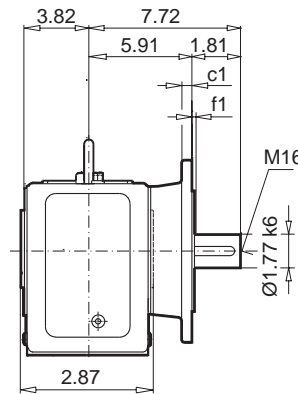
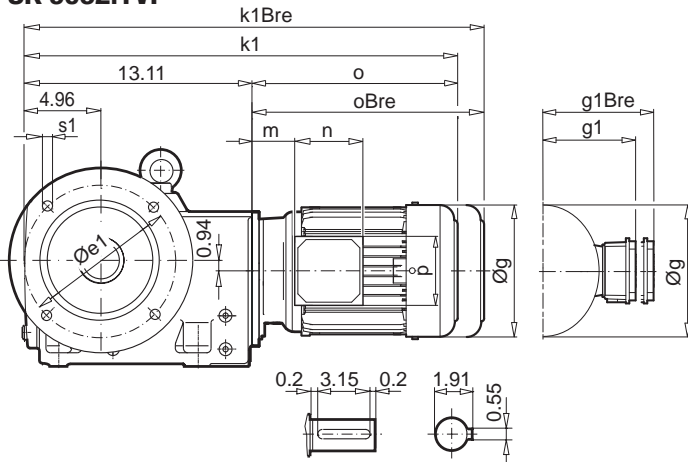
SK 9032.1



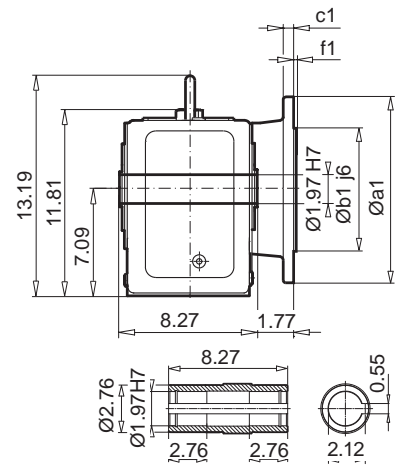
SK 9032.1AX



SK 9032.1VF

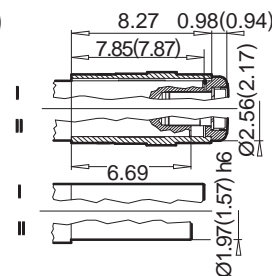


SK 9032.1AF



a1	b1	c1	e1	f1	s1
9.84	7.09	0.59	8.46	0.16	4 x 0.53
11.81	9.06	0.79	10.43	0.16	4 x 0.55

SK 9032.1AFB (AXB)



± ⇄ A58	71 SP/LP	80 SP/LP	90 SP/LP	100 LP/AP	112 MP	132 SP/MP
g	5.71	6.50	7.20	7.91	8.98	10.47
g1 / g1Bre	4.88 / 5.20	5.59 / 5.59	5.79 / 5.79	6.65 / 6.81	7.05 / 7.17	8.03 / 7.91
k / kBre	21.61 / 23.90	22.60 / 25.12	24.21 / 27.17	25.39 / 28.98	27.28 / 30.94	29.69 / 33.90
k1 / k1Bre	22.17 / 24.45	23.15 / 25.67	24.76 / 27.72	25.94 / 29.53	27.83 / 31.50	30.24 / 34.45
o / oBre	9.06 / 11.34	10.04 / 12.56	11.65 / 14.61	12.83 / 16.42	14.72 / 18.39	17.13 / 21.34
m / m1Bre	1.42 / 1.65	1.61 / 1.77	1.81 / 1.97	2.05 / 2.20	2.28 / 2.40	2.80 / 2.44
n / nBre	3.94 / 5.28	4.49 / 6.02	4.49 / 6.02	4.49 / 6.02	4.49 / 6.02	4.80 / 7.28
p / p1Bre	3.94 / 3.50	4.49 / 4.25	4.49 / 4.25	4.49 / 4.25	4.49 / 4.25	4.80 / 5.47




W ⇄ E137



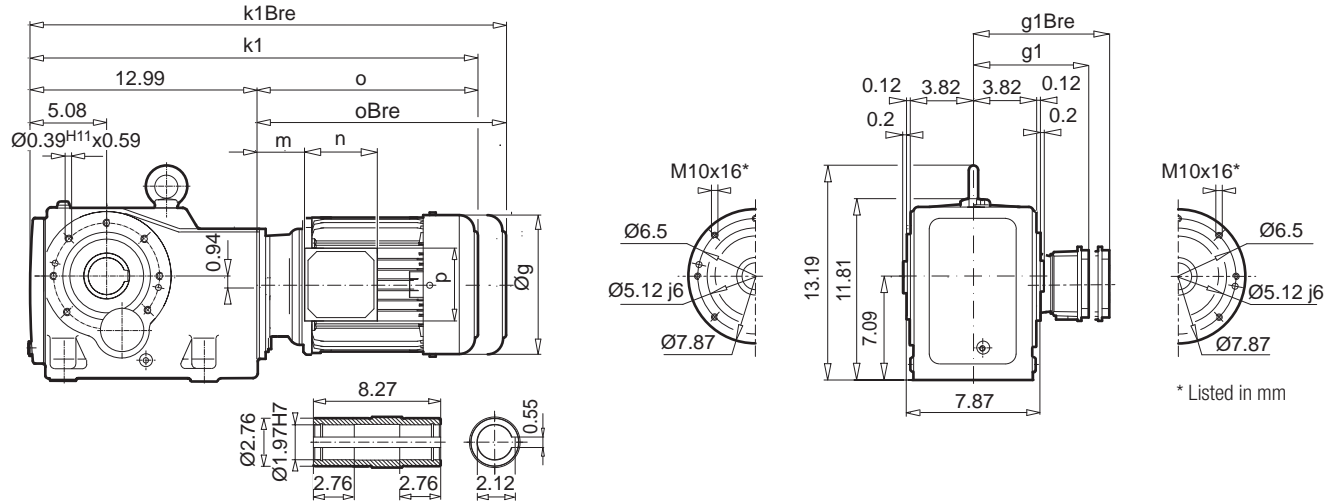
NEMA, IEC ⇄ E144

Helical Bevel Gear Units



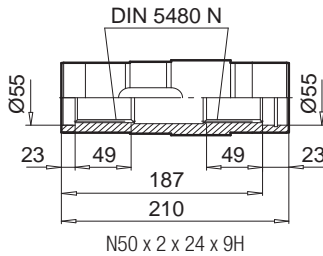
SK 9032.1

SK 9032.1AZ

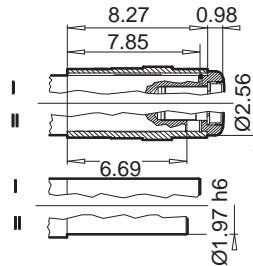


SK 9032.1AZEA*

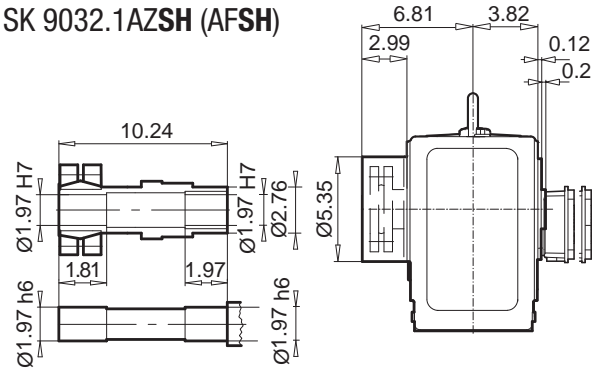
*Listed in mm



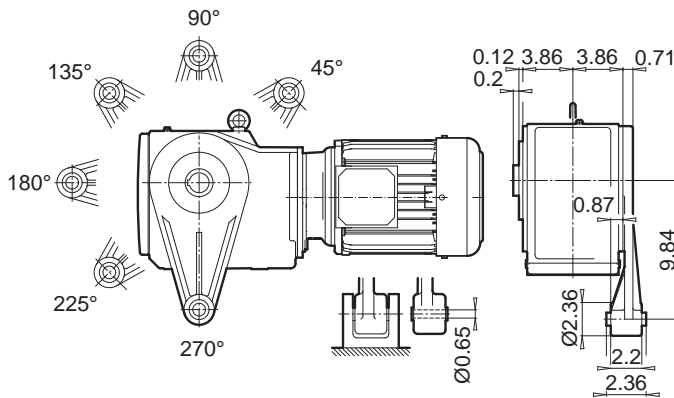
SK 9032.1AZB (AFB)



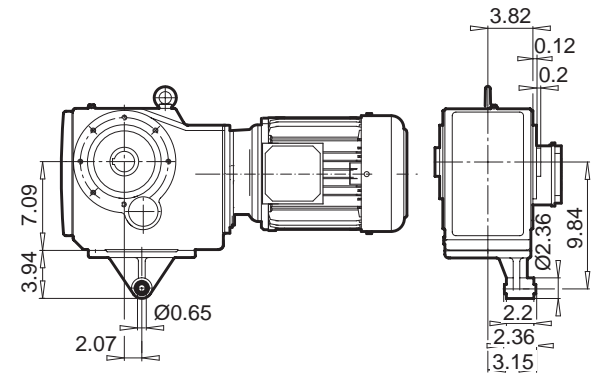
SK 9032.1AZSH (AFSH)



SK 9032.1AZD



SK 9032.1AZK



Helical Bevel Gear Units


± ⇒ A58	71 SP/LP	80 SP/LP	90 SP/LP	100 LP/AP	112 MP	132 SP/MP
g	5.71	6.50	7.20	7.91	8.98	10.47
g1 / g1Bre	4.88 / 5.20	5.59 / 5.59	5.79 / 5.79	6.65 / 6.81	7.05 / 7.17	8.03 / 7.91
k1 / k1Bre	22.17 / 24.45	23.15 / 25.67	24.76 / 27.72	25.94 / 29.53	27.83 / 31.50	30.24 / 34.45
o / oBre	9.06 / 11.34	10.04 / 12.56	11.65 / 14.61	12.83 / 16.42	14.72 / 18.39	17.13 / 21.34
m / m1Bre	1.42 / 1.65	1.61 / 1.77	1.81 / 1.97	2.05 / 2.20	2.28 / 2.40	2.80 / 2.44
n / nBre	3.94 / 5.28	4.49 / 6.02	4.49 / 6.02	4.49 / 6.02	4.49 / 6.02	4.80 / 7.28
p / p1Bre	3.94 / 3.50	4.49 / 4.25	4.49 / 4.25	4.49 / 4.25	4.49 / 4.25	4.80 / 5.47



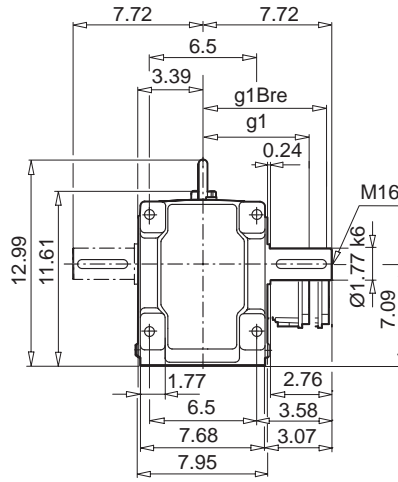
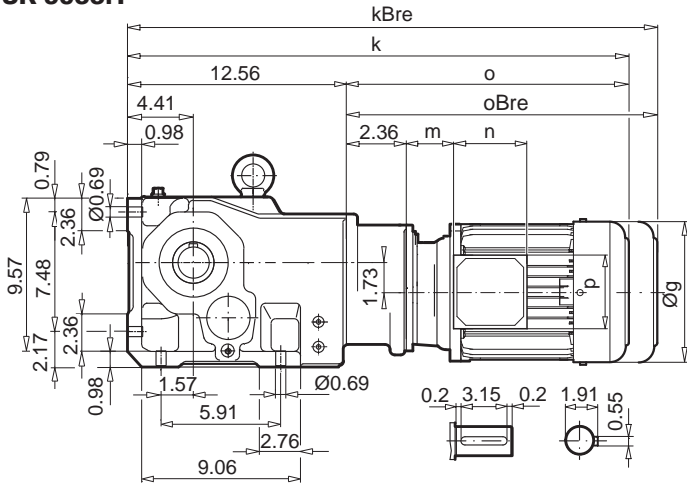
W ⇒ E137

NEMA, IEC ⇒ E144

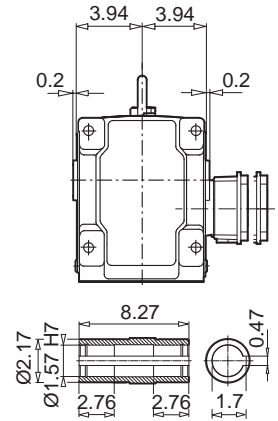
SK 9033.1



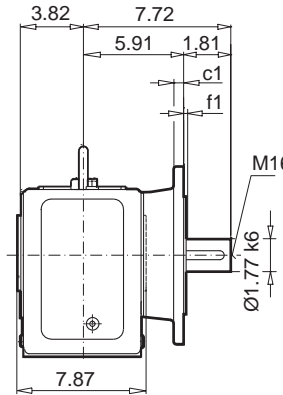
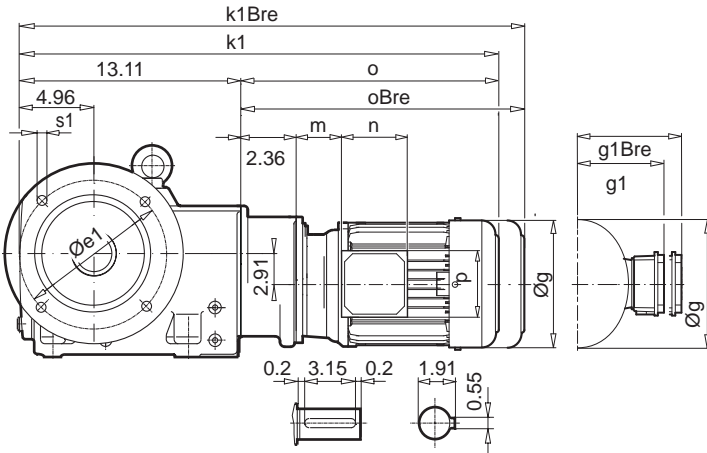
SK 9033.1



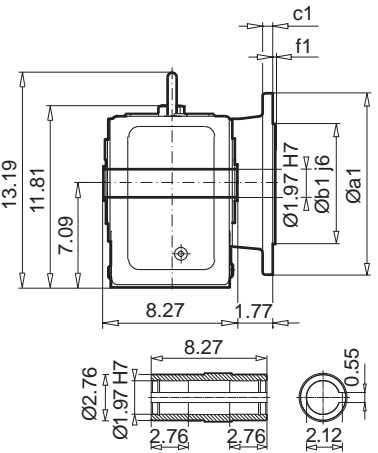
SK 9033.1AX



SK 9033.1VF

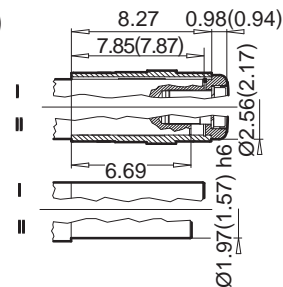


SK 9033.1AF



a1	b1	c1	e1	f1	s1
9.84	7.09	0.59	8.46	0.16	4 x 0.53
11.81	9.06	0.79	10.43	0.16	4 x 0.55


SK 9033.1AFB (AXB)



± ⇄ A58	63 SP/LP	71 SP/LP	80 SP/LP	90 SP
g	5.12	5.71	6.50	7.20
g1 / g1Bre	4.53 / 4.84	4.88 / 5.20	5.59 / 5.59	5.79 / 5.79
k / kBre	22.64 / 24.84	24.21 / 26.50	25.20 / 27.72	26.81 / 29.76
k1 / k1Bre	23.19 / 25.39	24.76 / 27.05	25.75 / 28.27	27.36 / 30.32
o / oBre	7.72 / 9.92	9.29 / 11.57	10.28 / 12.80	11.89 / 14.84
m / m1Bre	0.63 / 0.87	1.65 / 1.89	1.85 / 2.01	2.05 / 2.20
n / nBre	3.94 / 5.28	3.94 / 5.28	4.49 / 6.02	4.49 / 6.02
p / p1Bre	3.94 / 3.50	3.94 / 3.50	4.49 / 4.25	4.49 / 4.25

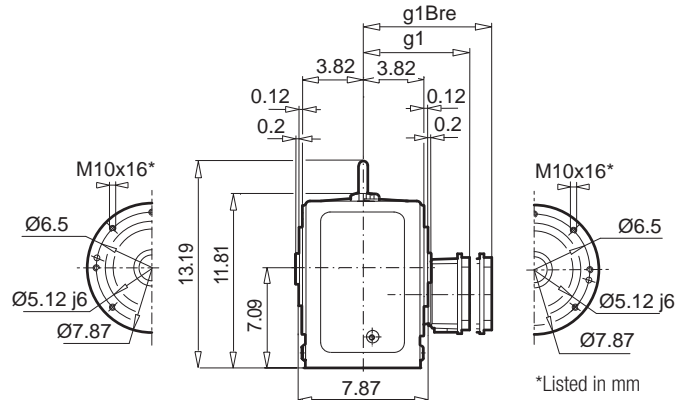
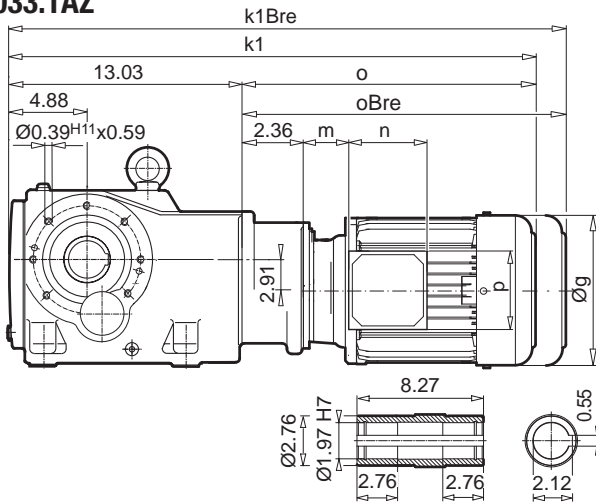


Helical Bevel Gear Units



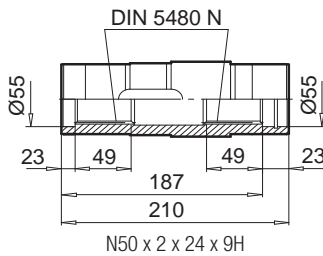
SK 9033.1

SK 9033.1AZ

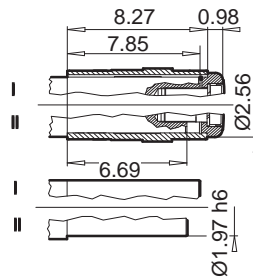


SK 9033.1AZEA*

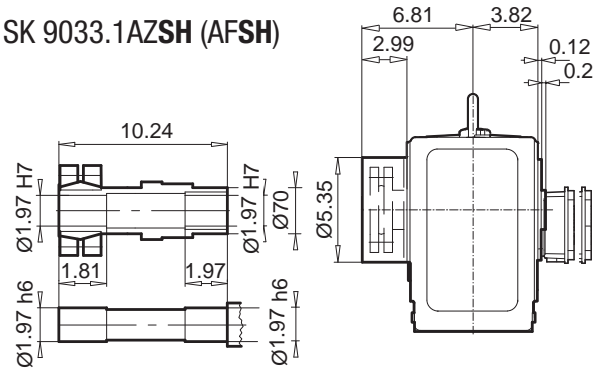
*Listed in mm



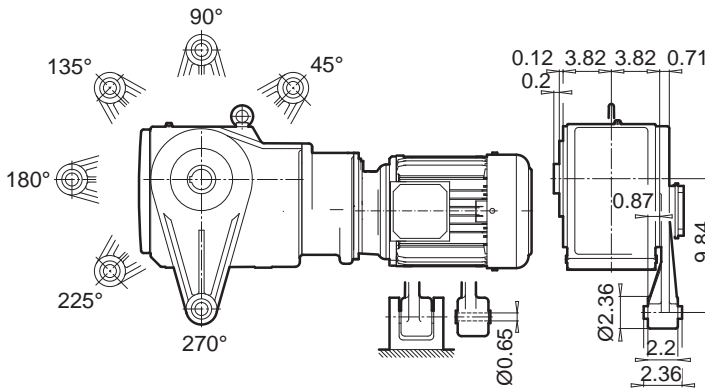
SK 9033.1AZB (AFB)



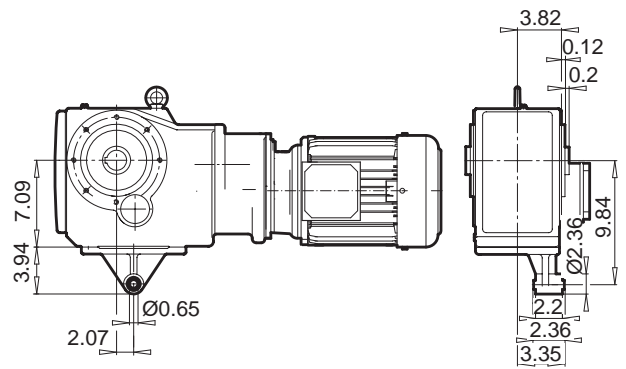
SK 9033.1AZSH (AFSH)



SK 9033.1AZD




SK 9033.1AZK



Helical Bevel Gear Units

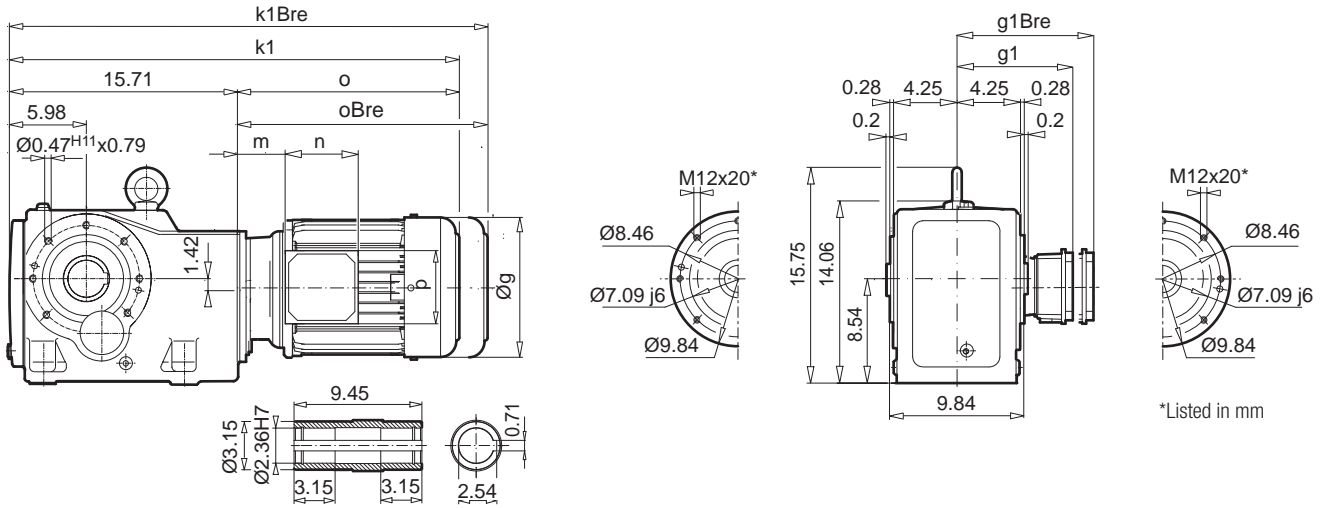
± ⇒ A58	63 SP/LP	71 SP/LP	80 SP/LP	90 SP
g	5.12	5.71	6.50	7.20
g1 / g1Bre	4.53 / 4.84	4.88 / 5.20	5.59 / 5.59	5.79 / 5.79
k1 / k1Bre	23.19 / 25.39	24.76 / 27.05	25.75 / 28.27	27.36 / 30.32
o / oBre	7.72 / 9.92	9.29 / 11.57	10.28 / 12.80	11.89 / 14.84
m / m1Bre	0.63 / 0.87	1.65 / 1.89	1.85 / 2.01	2.05 / 2.20
n / nBre	3.94 / 5.28	3.94 / 5.28	4.49 / 6.02	4.49 / 6.02
p / p1Bre	3.94 / 3.50	3.94 / 3.50	4.49 / 4.25	4.49 / 4.25





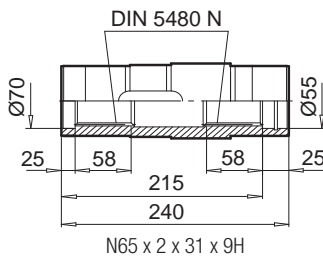
SK 9042.1

SK 9042.1AZ

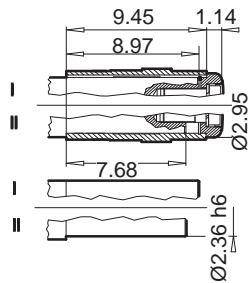


SK 9042.1AZEA*

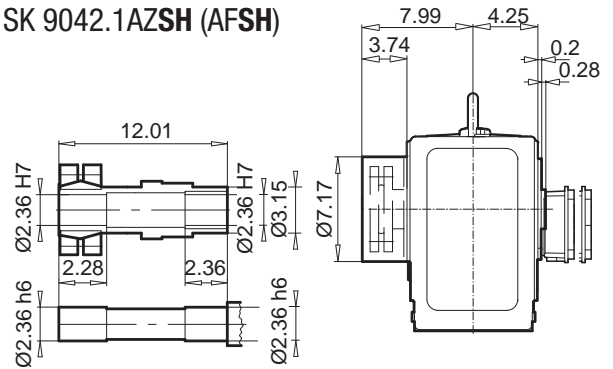
*Listed in mm



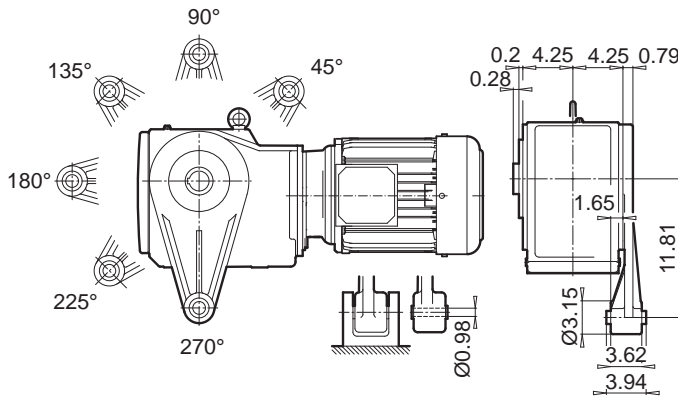
SK 9042.1AZB (AFB)



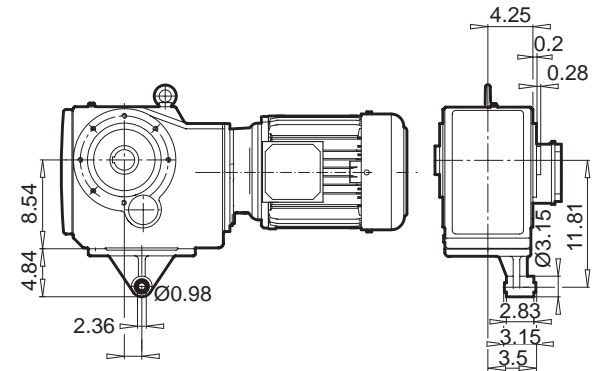
SK 9042.1AZSH (AFSH)



SK 9042.1AZD




SK 9042.1AZK



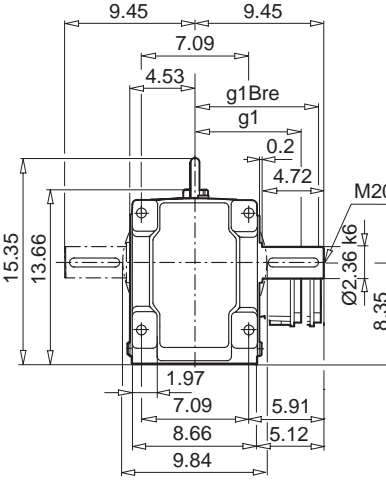
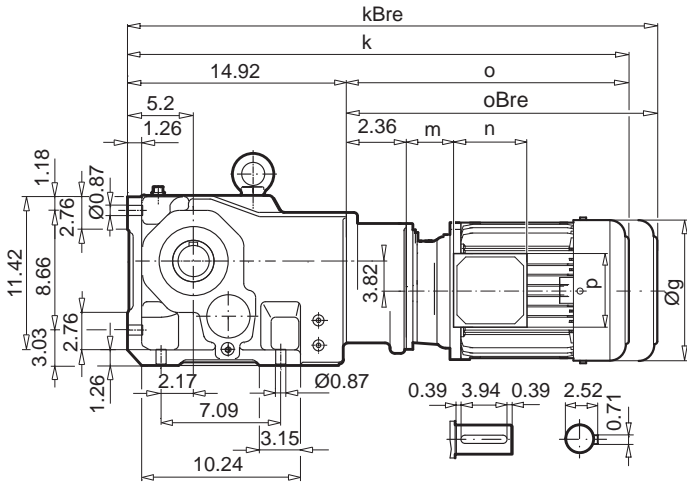
Helical Bevel Gear Units

± → A58	90 SP/LP	100 LP/AP	112 MP	132 SP/MP	160 SP/MP	160 LP	180 MP/LP	
g	7.20	7.91	8.98	10.47	12.60	12.60	14.09	
g1 / g1Bre	5.79 / 5.79	6.65 / 6.81	7.05 / 7.17	8.03 / 7.91	9.53 / 9.53	9.53 / 9.53	10.20 / 10.20	W → E138
k1 / k1Bre	26.65 / 29.61	27.83 / 31.42	29.72 / 33.39	32.13 / 36.34	35.16 / 40.47	36.89 / 42.20	40.75 / 45.79	
o / oBre	10.87 / 13.82	12.05 / 15.63	13.94 / 17.60	16.34 / 20.55	19.37 / 24.69	21.10 / 26.42	24.96 / 30.00	
m / m1Bre	1.02 / 1.18	1.26 / 1.42	1.50 / 1.61	2.01 / 1.65	2.05 / 2.05	2.05 / 2.05	2.95 / 2.95	
n / nBre	4.49 / 6.02	4.49 / 6.02	4.49 / 6.02	4.80 / 7.28	7.32 / 7.32	7.32 / 7.32	7.32 / 7.32	NEMA, IEC
p / p1Bre	4.49 / 4.25	4.49 / 4.25	4.49 / 4.25	4.80 / 5.47	7.32 / 7.32	7.32 / 7.32	7.32 / 7.32	→ E145

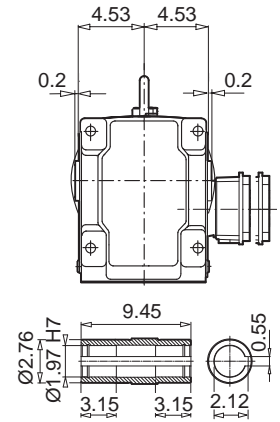
SK 9043.1



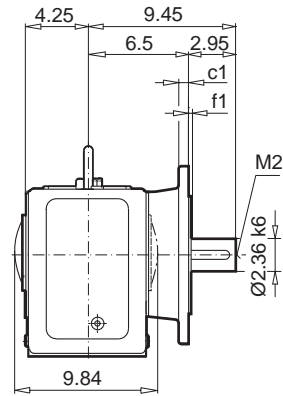
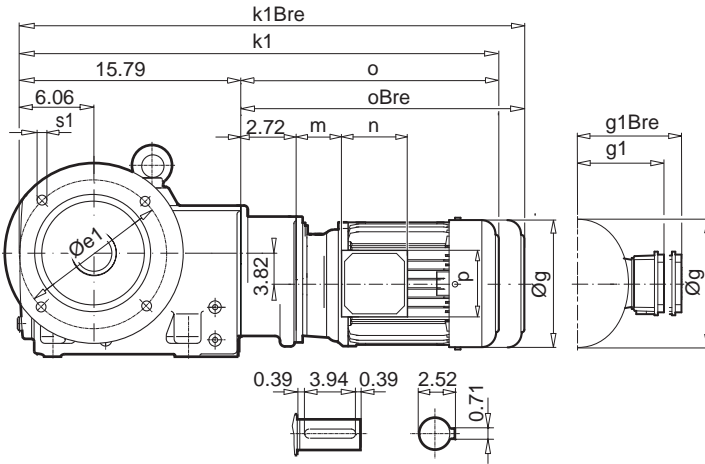
SK 9043.1



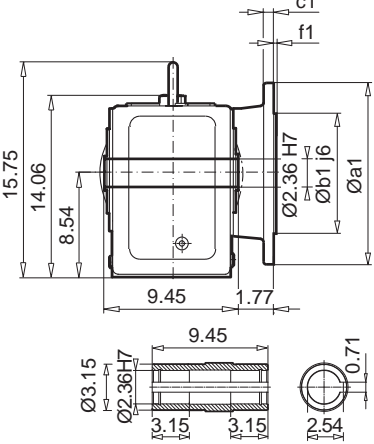
SK 9043.1AX



SK 9043.1VF

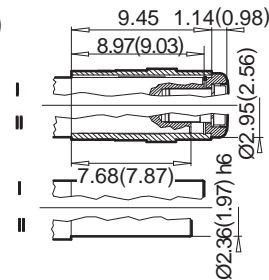


SK 9043.1AF



a1	b1	c1	e1	f1	s1
13.78	9.84	0.79	11.81	0.20	4 x 0.71

SK 9043.1AFB (AXB)



± ⇒ A58	71 SP/LP	80 SP/LP	90 SP/LP	100 LP/AP
g	5.71	6.50	7.20	7.91
g1 / g1Bre	4.88 / 5.20	5.59 / 5.59	5.79 / 5.79	6.65 / 6.81
k / kBre	26.69 / 28.98	27.68 / 30.20	29.29 / 32.24	30.47 / 34.06
k1 / k1Bre	27.56 / 29.84	28.54 / 31.06	30.16 / 33.11	31.34 / 34.92
o / oBre	9.06 / 11.34	10.04 / 12.56	11.65 / 14.61	12.83 / 16.42
m / m1Bre	1.42 / 1.65	1.61 / 1.77	1.81 / 1.97	2.05 / 2.20
n / nBre	3.94 / 5.28	4.49 / 6.02	4.49 / 6.02	4.49 / 6.02
p / p1Bre	3.94 / 89	4.49 / 4.25	4.49 / 4.25	4.49 / 4.25




W ⇒ E137



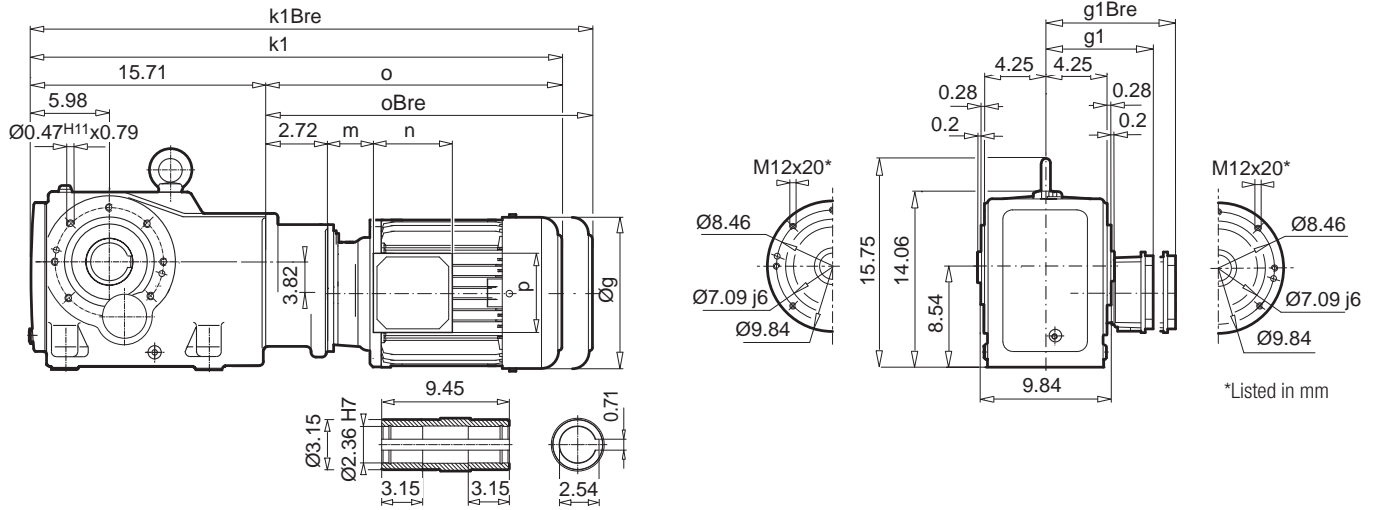
NEMA, IEC ⇒ E148

Helical Bevel Gear Units



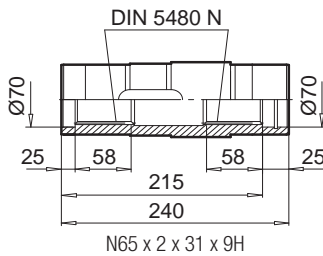
SK 9043.1

SK 9043.1AZ

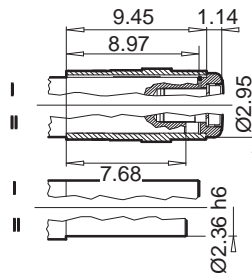


SK 9043.1AZEA*

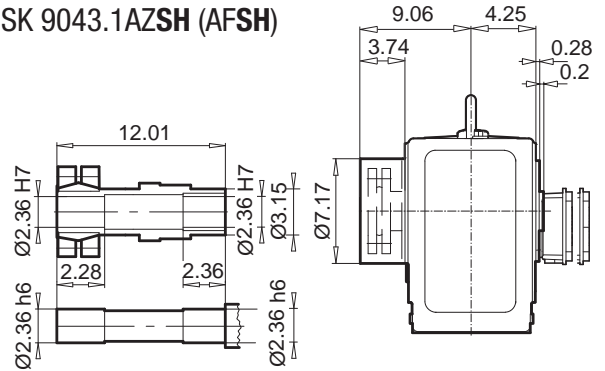
*Listed in mm



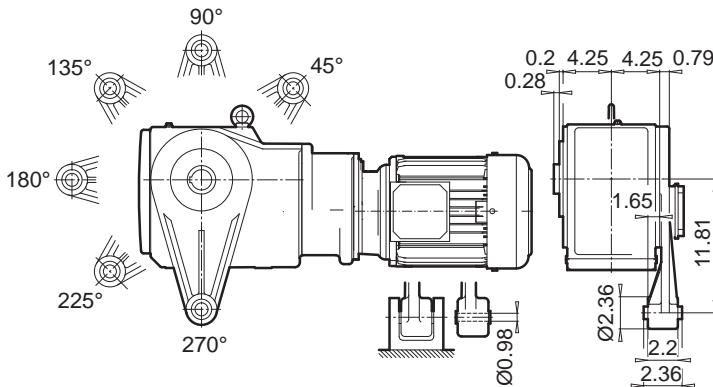
SK 9043.1AZB (AFB)



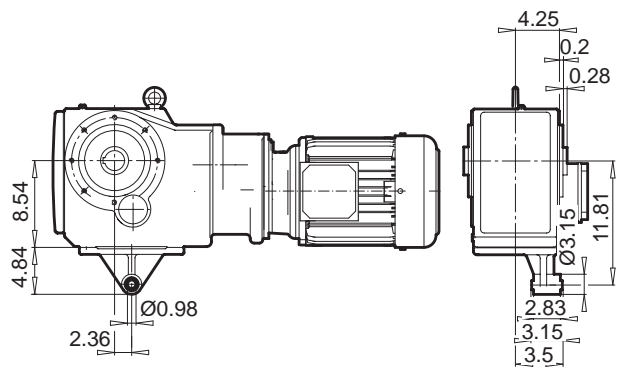
SK 9043.1AZSH (AFSH)



SK 9043.1AZD



SK 9043.1AZK




Helical Bevel Gear Units

± ⇒ A58	71 SP/LP	80 SP/LP	90 SP/LP	100 LP/AP
g	5.71	6.50	7.20	7.91
g1 / g1Bre	4.88 / 5.20	5.59 / 5.59	5.79 / 5.79	6.65 / 6.81
k1 / k1Bre	27.56 / 29.84	28.54 / 31.06	30.16 / 33.11	31.34 / 34.92
o / oBre	9.06 / 11.34	10.04 / 12.56	11.65 / 14.61	12.83 / 16.42
m / m1Bre	1.42 / 1.65	1.61 / 1.77	1.81 / 1.97	2.05 / 2.20
n / nBre	3.94 / 5.28	4.49 / 6.02	4.49 / 6.02	4.49 / 6.02
p / p1Bre	3.94 / 3.50	4.49 / 4.25	4.49 / 4.25	4.49 / 4.25



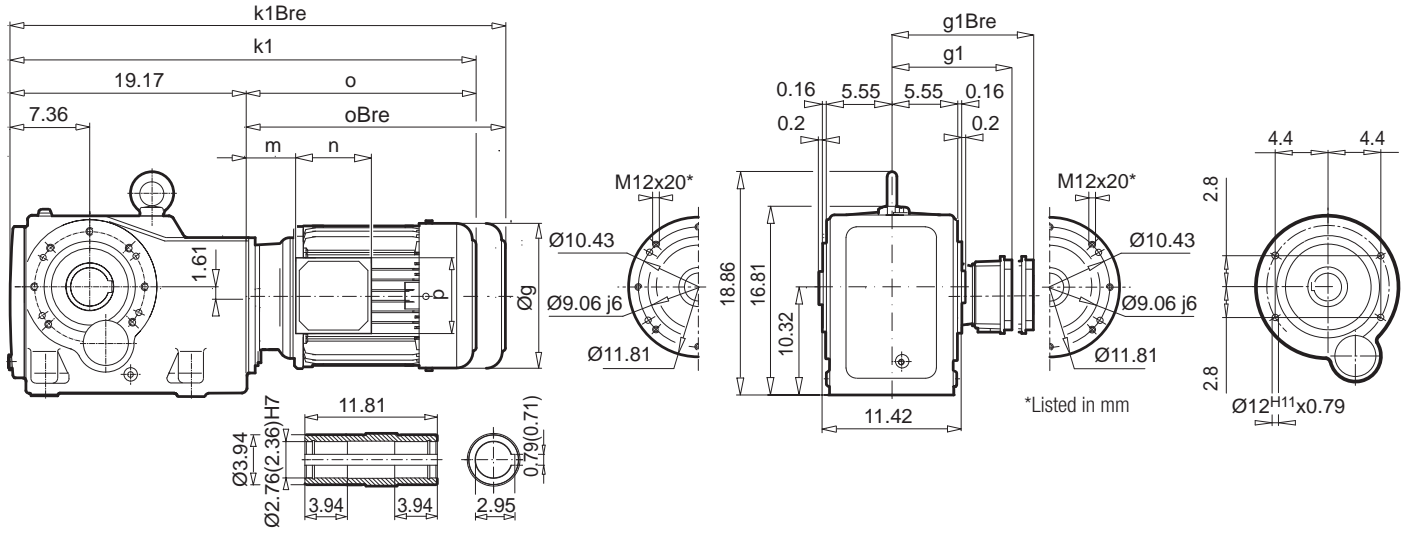
W ⇒ E137

NEMA, IEC ⇒ E148



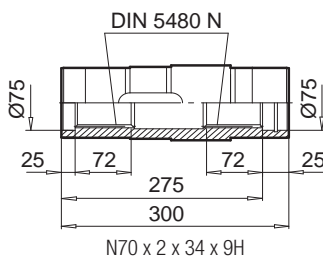
SK 9052.1

SK 9052.1AZ

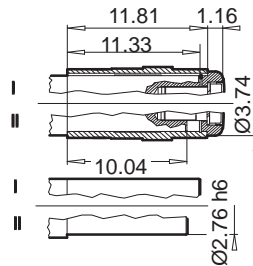


SK 9052.1AZEA*

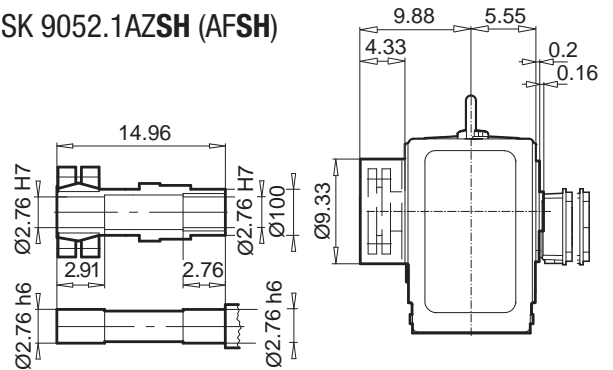
*Listed in mm



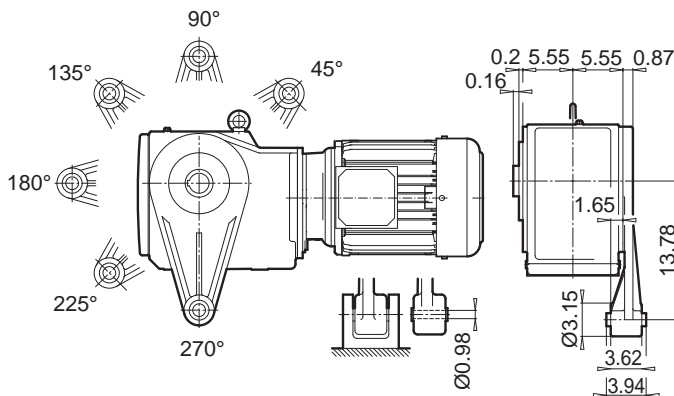
SK 9052.1AZB (AFB)



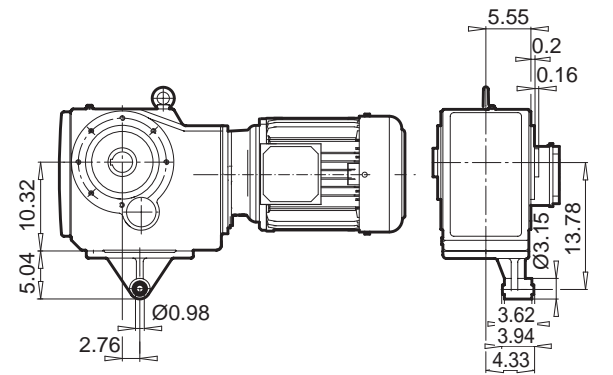
SK 9052.1AZSH (AFSH)



SK 9052.1AZD




SK 9052.1AZK




Helical Bevel Gear Units

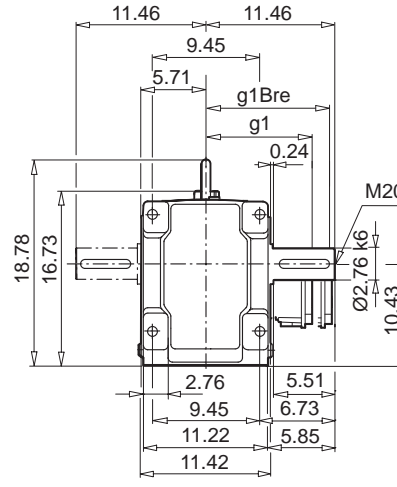
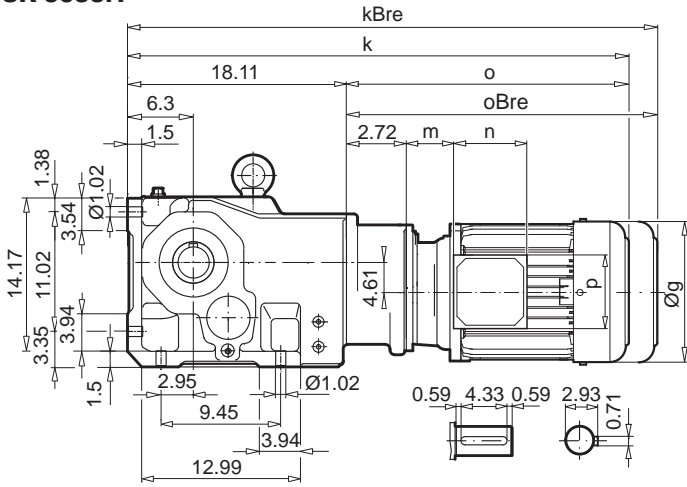
± ⇒ A58	90 SP/LP	100 LP/AP	112 MP	132 SP/MP	160 SP/MP	160 LP	180 MP/LP	225 RP/SP
g	7.20	7.91	8.98	10.47	12.60	12.60	14.09	17.44
g1 / g1Bre	5.79 / 5.79	6.65 / 6.81	7.05 / 7.17	8.03 / 7.91	9.53 / 9.53	9.53 / 9.53	10.20 / 10.20	13.66 / 13.66
k1 / k1Bre	30.04 / 32.99	31.22 / 34.80	33.11 / 36.77	35.51 / 39.72	39.06 / 44.37	40.28 / 45.59	44.21 / 49.25	48.90 / 55.98
o / oBre	10.87 / 13.82	12.05 / 15.63	13.94 / 17.60	16.34 / 20.55	19.37 / 24.69	21.10 / 26.42	25.04 / 30.08	29.21 / 36.30
m / m1Bre	1.02 / 1.18	1.26 / 1.42	1.50 / 1.61	2.01 / 1.65	2.05 / 2.05	2.05 / 2.05	2.95 / 2.95	3.70 / 3.70
n / nBre	4.49 / 6.02	4.49 / 6.02	4.49 / 6.02	4.80 / 7.28	7.32 / 7.32	7.32 / 7.32	7.32 / 7.32	9.65 / 9.65
p / p1Bre	4.49 / 4.25	4.49 / 4.25	4.49 / 4.25	4.80 / 5.47	7.32 / 7.32	7.32 / 7.32	7.32 / 7.32	9.65 / 9.65



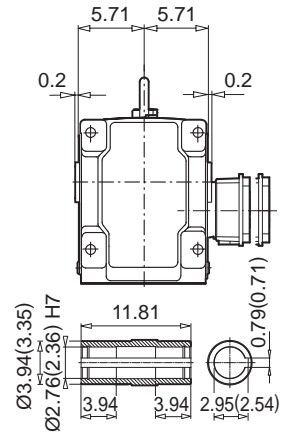
SK 9053.1



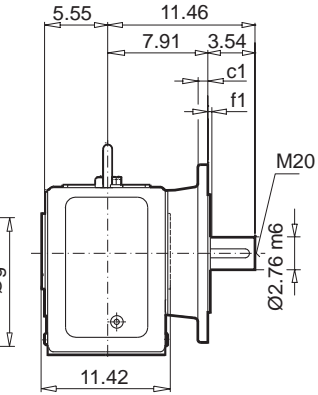
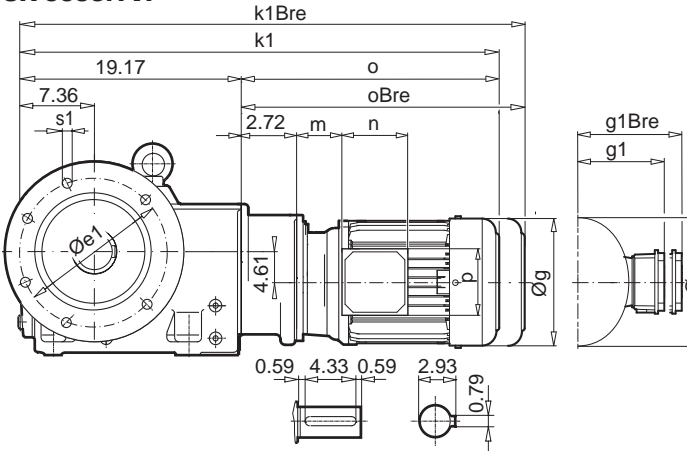
SK 9053.1



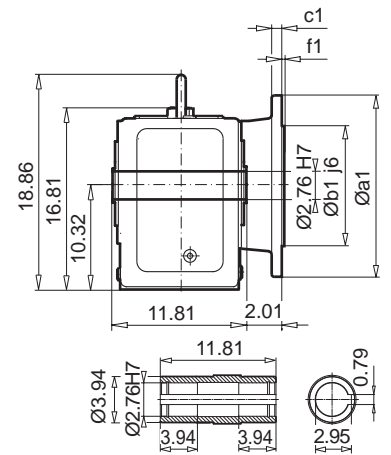
SK 9053.1AX



SK 9053.1VF

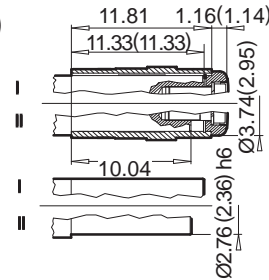


SK 9053.1AF



a1	b1	c1	e1	f1	s1
15.75	11.81	0.79	13.78	0.20	4 x 0.71
17.72	13.78	0.63	15.75	0.20	8 x 0.71

SK 9053.1AFB (AXB)



± ⇄ A58	71 SP/LP	80 SP/LP	90 SP/LP	100 LP/AP	112 MP
g	5.71	6.50	7.20	7.91	8.98
g1 / g1Bre	4.88 / 5.20	5.59 / 5.59	5.79 / 5.79	6.65 / 6.81	7.05 / 7.17
k / kBre	29.88 / 32.17	30.87 / 33.39	32.48 / 35.43	33.66 / 37.24	35.55 / 39.21
k1 / k1Bre	30.94 / 33.23	31.93 / 34.45	33.54 / 36.50	34.72 / 38.31	36.61 / 40.28
o / oBre	9.06 / 11.34	10.04 / 12.56	11.65 / 14.61	12.83 / 16.42	14.72 / 18.39
m / m1Bre	1.42 / 1.65	1.61 / 1.77	1.81 / 1.97	2.05 / 2.20	1.50 / 1.61
n / nBre	3.94 / 5.28	4.49 / 6.02	4.49 / 6.02	4.49 / 6.02	4.49 / 6.02
p / p1Bre	3.94 / 3.50	4.49 / 4.25	4.49 / 4.25	4.49 / 4.25	4.49 / 4.25




W ⇄ E137



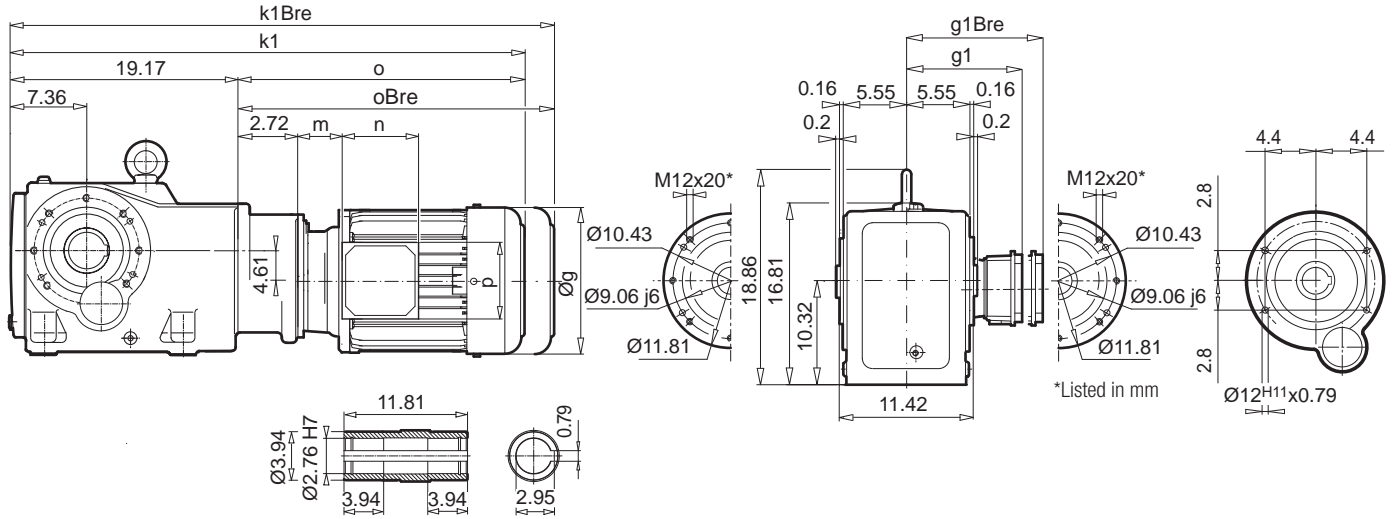
NEMA, IEC
⇄ E148

Helical Bevel Gear Units



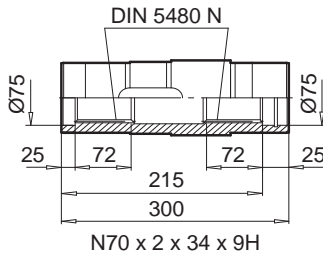
SK 9053.1

SK 9053.1AZ

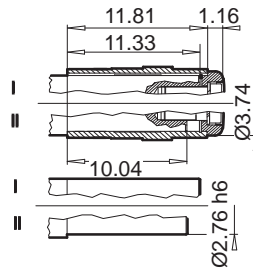


SK 9053.1AZEA*

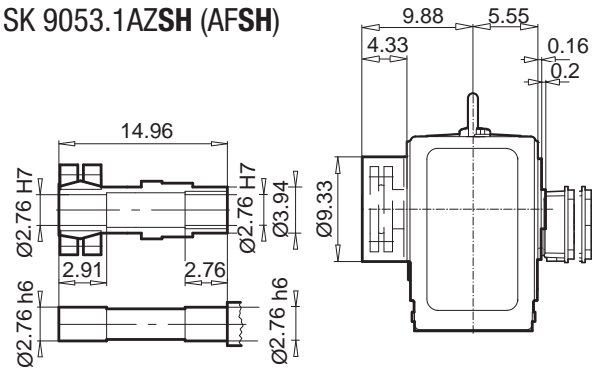
*Listed in mm



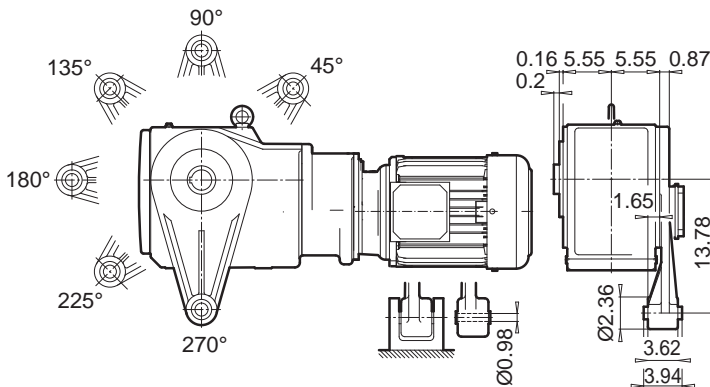
SK 9053.1AZB (AFB)



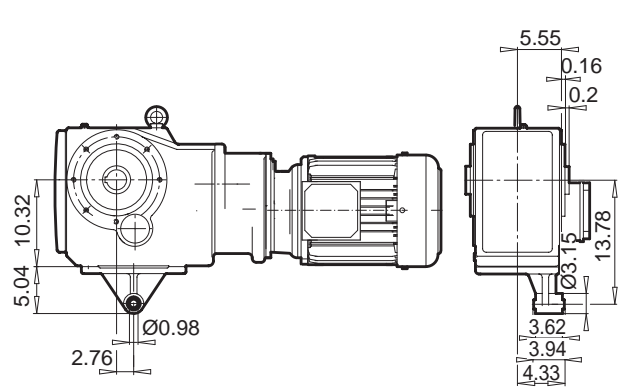
SK 9053.1AZSH (AFSH)



SK 9053.1AZD



SK 9053.1AZK



Helical Bevel Gear Units


± ⇨ A58	71 SP/LP	80 SP/LP	90 SP/LP	100 LP/AP	112 MP
g	5.71	6.50	7.20	7.91	8.98
g1 / g1Bre	4.88 / 5.20	5.59 / 5.59	5.79 / 5.79	6.65 / 6.81	7.05 / 7.17
k1 / k1Bre	30.94 / 33.23	31.93 / 34.45	33.54 / 36.50	34.72 / 38.31	36.61 / 40.28
o / oBre	9.06 / 11.34	10.04 / 12.56	11.65 / 14.61	12.83 / 16.42	14.72 / 18.39
m / m1Bre	1.42 / 1.65	1.61 / 1.77	1.81 / 1.97	2.05 / 2.20	1.50 / 1.61
n / nBre	3.94 / 5.28	4.49 / 6.02	4.49 / 6.02	4.49 / 6.02	4.49 / 6.02
p / p1Bre	3.94 / 3.50	4.49 / 4.25	4.49 / 4.25	4.49 / 4.25	4.49 / 4.25



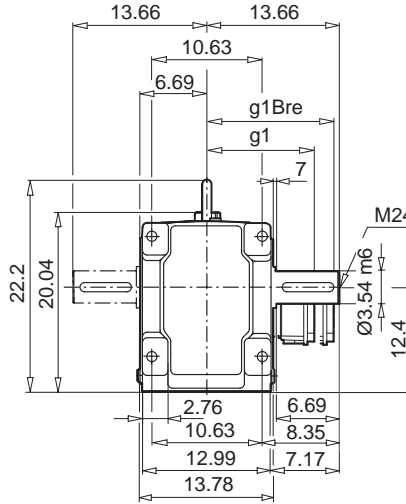
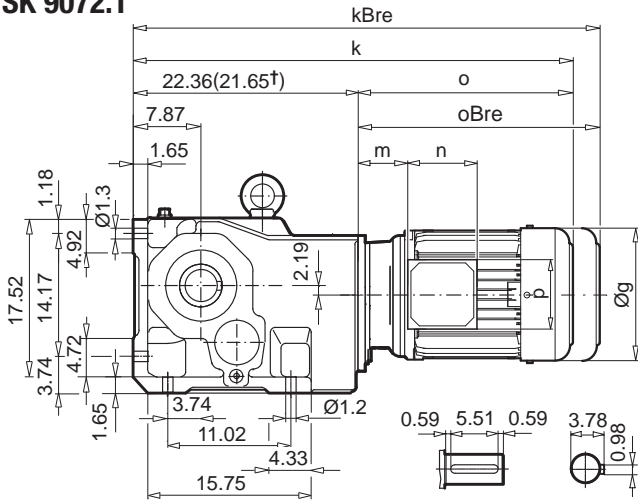
W ⇨ E137

NEMA, IEC
⇨ E148

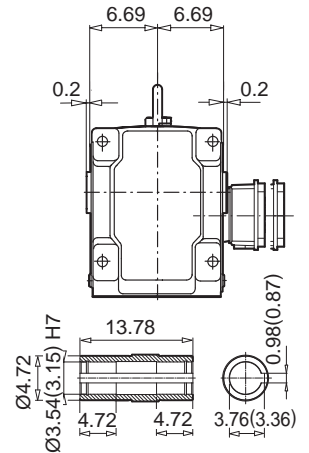
SK 9072.1



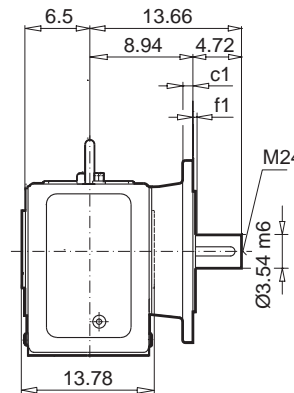
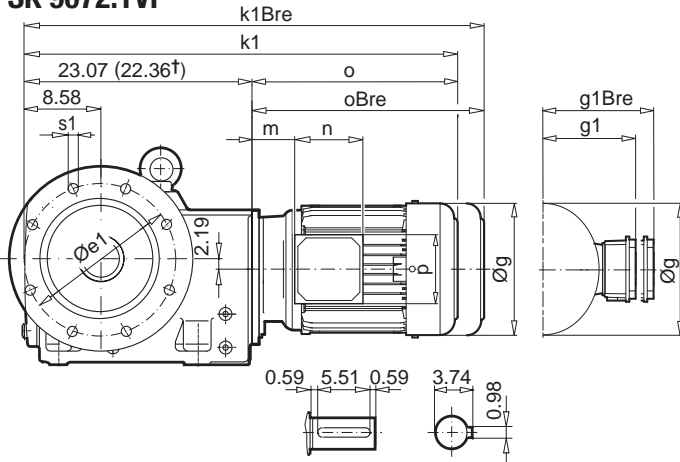
SK 9072.1



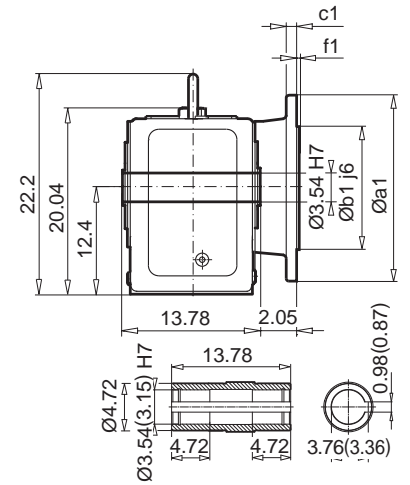
SK 9072.1AX



SK 9072.1VF

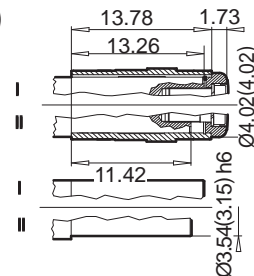


SK 9072.1AF




a1	b1	c1	e1	f1	s1
17.72	13.78	0.87	15.75	0.20	8 x 0.71
21.65	17.72	1.10	19.69	0.20	8 x 0.71


SK 9072.1AFB (AXB)



± ⇄ A58	100 LP/AP	112 MP	132 SP/MP	160 SP/MP†	160 LP†	180 MP/LP†	225 RP/SP/MP†
g	7.91	8.98	10.47	12.60	12.60	14.09	17.44
g1 / g1Bre	6.65 / 6.81	7.05 / 7.17	8.03 / 7.91	9.53 / 9.53	9.53 / 9.53	10.20 / 10.20	13.66 / 13.66
k / kBre	34.41 / 37.99	36.18 / 39.84	39.49 / 43.70	41.02 / 46.34	42.76 / 48.07	45.83 / 50.87	50.87 / 57.95
k1 / k1Bre	35.12 / 38.70	36.89 / 40.55	40.20 / 44.41	41.73 / 47.05	39.80 / 48.78	46.54 / 51.57	51.57 / 58.66
o / oBre	12.05 / 15.63	13.82 / 17.48	17.13 / 21.34	19.37 / 24.69	21.10 / 26.42	24.17 / 29.21	29.21 / 36.30
m / m1Bre	1.26 / 1.42	1.38 / 1.50	2.01 / 1.65	2.05 / 2.05	2.05 / 2.05	2.17 / 2.17	3.70 / 3.70
n / nBre	4.49 / 6.02	4.49 / 6.02	4.80 / 7.28	7.32 / 7.32	7.32 / 7.32	7.32 / 7.32	9.65 / 9.65
p / p1Bre	4.49 / 4.25	4.49 / 4.25	4.80 / 5.47	7.32 / 7.32	7.32 / 7.32	7.32 / 7.32	9.65 / 9.65

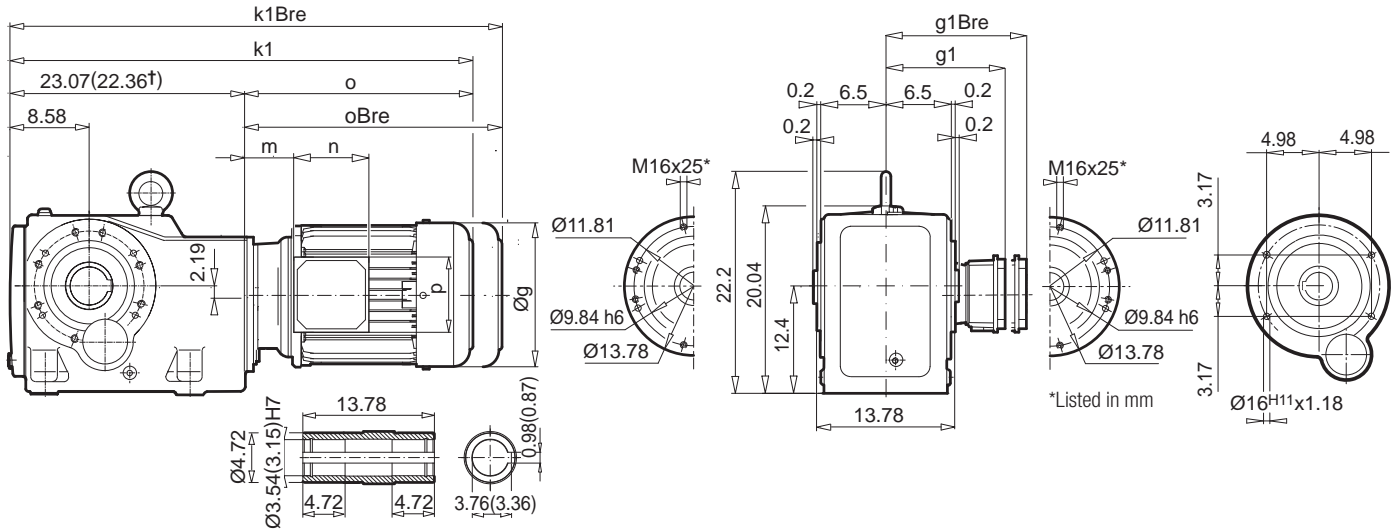


Helical Bevel Gear Units



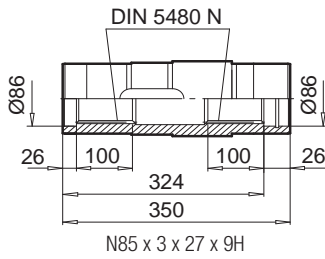
SK 9072.1

SK 9072.1AZ

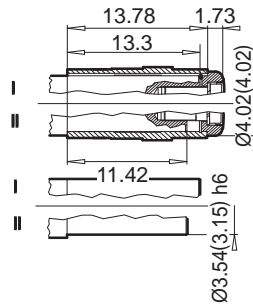


SK 9072.1AZEA*

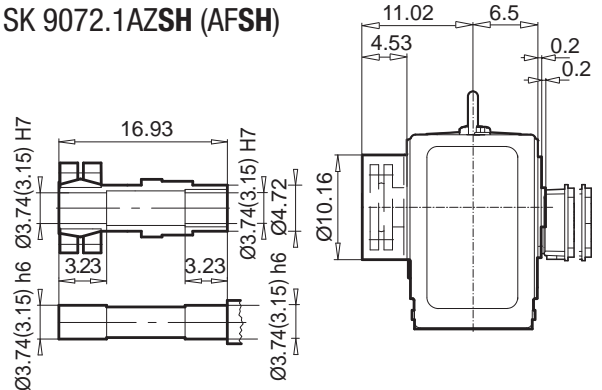
*Listed in mm



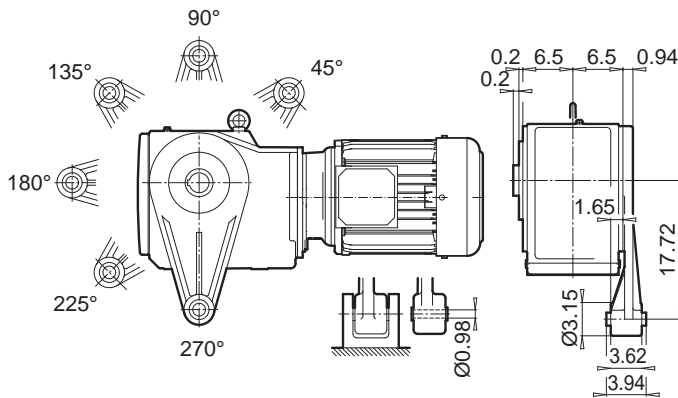
SK 9072.1AZB (AFB)



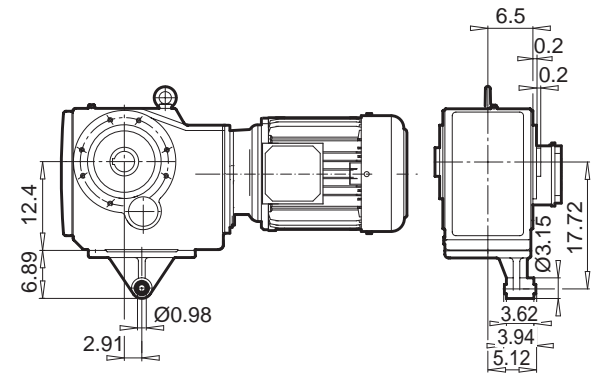
SK 9072.1AZSH (AFSH)



SK 9072.1AZD




SK 9072.1AZK



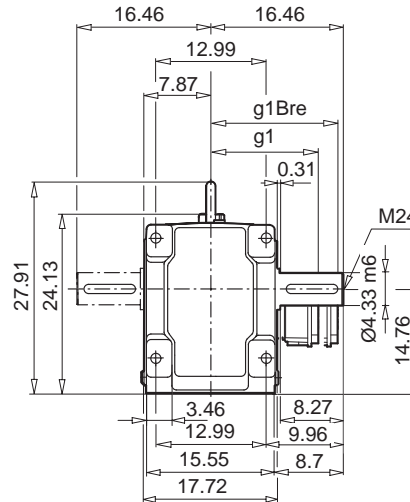
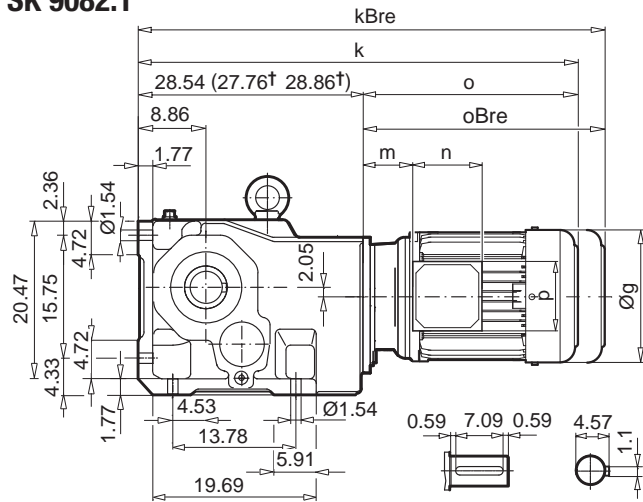
Helical Bevel Gear Units

± ⇨ A58	100 LP/AP	112 MP	132 SP/MP	160 SP/MP†	160 LP†	180 MP/LP†	225 RP/SP/MP†	
g	7.91	8.98	10.47	12.60	12.60	14.09	17.44	
g1 / g1Bre	6.65 / 6.81	7.05 / 7.17	8.03 / 7.91	9.53 / 9.53	9.53 / 9.53	10.20 / 10.20	13.66 / 13.66	W ⇨ E138
k1 / k1Bre	35.12 / 38.70	36.89 / 40.55	40.20 / 44.41	41.73 / 47.05	39.80 / 48.78	46.54 / 51.57	51.57 / 58.66	
o / oBre	12.05 / 15.63	13.82 / 17.48	17.13 / 21.34	19.37 / 24.69	21.10 / 26.42	24.17 / 29.21	29.21 / 36.30	
m / m1Bre	1.26 / 1.42	1.38 / 1.50	2.01 / 1.65	2.05 / 2.05	2.05 / 2.05	2.17 / 2.17	3.70 / 3.70	
n / nBre	4.49 / 6.02	4.49 / 6.02	4.80 / 7.28	7.32 / 7.32	7.32 / 7.32	7.32 / 7.32	9.65 / 9.65	NEMA, IEC ⇨ E145
p / p1Bre	4.49 / 4.25	4.49 / 4.25	4.80 / 5.47	7.32 / 7.32	7.32 / 7.32	7.32 / 7.32	9.65 / 9.65	

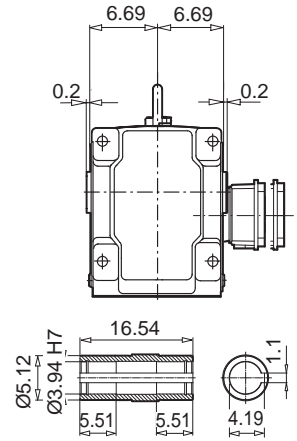
SK 9082.1



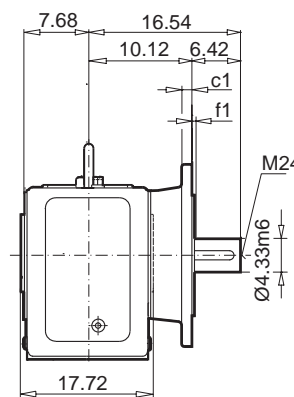
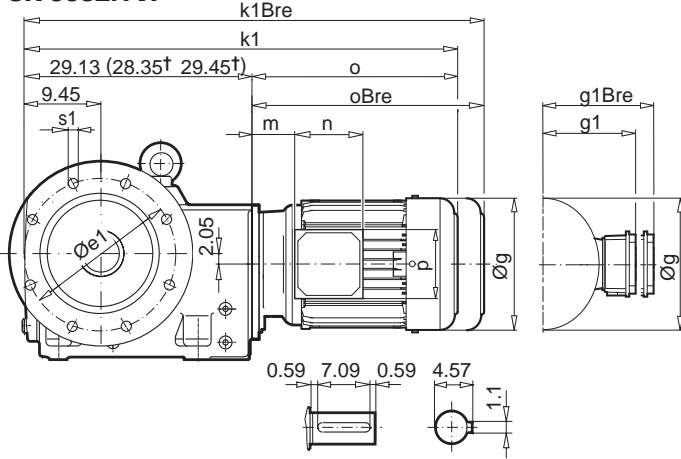
SK 9082.1



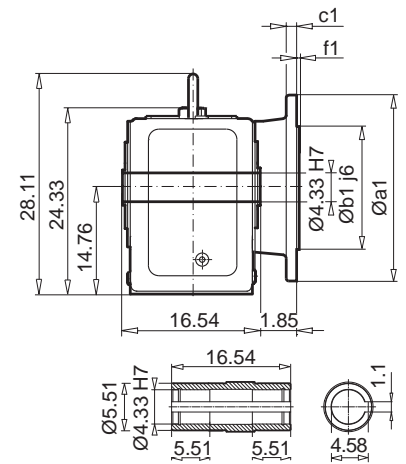
SK 9082.1AX



SK 9082.1VF

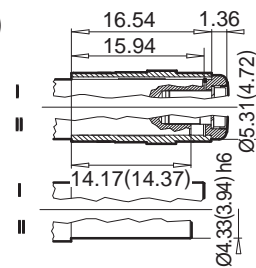


SK 9082.1AF



a1	b1	c1	e1	f1	s1
21.65	17.72	1.10	19.69	0.20	8 x 0.71

SK 9082.1AFB (AXB)




± ↗ A58	112 MP	132 SP/MP	160 SP/MP	160 LP	180 MP/LP	225 RP/SP/MP	250 WP†
g	8.98	10.47	12.60	12.60	14.09	17.44	17.44
g1 / g1Bre	7.05 / 7.17	8.03 / 7.91	9.53 / 9.53	9.53 / 9.53	10.20 / 10.20	13.66 / 13.66	13.66 / 13.66
k / kBre	42.36 / 44.72	45.67 / 49.88	47.91 / 53.23	49.65 / 54.96	52.72 / 57.76	57.76 / 64.84	56.97 / 64.06
k1 / k1Bre	42.95 / 46.61	46.26 / 50.47	48.50 / 53.82	50.24 / 55.55	53.31 / 58.35	58.35 / 65.43	57.56 / 64.65
o / oBre	13.82 / 17.48	17.13 / 21.34	19.37 / 24.69	21.10 / 26.42	24.17 / 29.21	29.21 / 36.30	29.21 / 36.30
m / m1Bre	1.38 / 1.50	2.01 / 1.65	2.05 / 2.05	2.05 / 2.05	2.17 / 2.17	3.70 / 3.70	3.70 / 3.70
n / nBre	4.49 / 6.02	4.80 / 7.28	7.32 / 7.32	7.32 / 7.32	7.32 / 7.32	9.65 / 9.65	9.65 / 9.65
p / p1Bre	4.49 / 4.25	4.80 / 5.47	7.32 / 7.32	7.32 / 7.32	7.32 / 7.32	9.65 / 9.65	9.65 / 9.65



W ⇒ E139

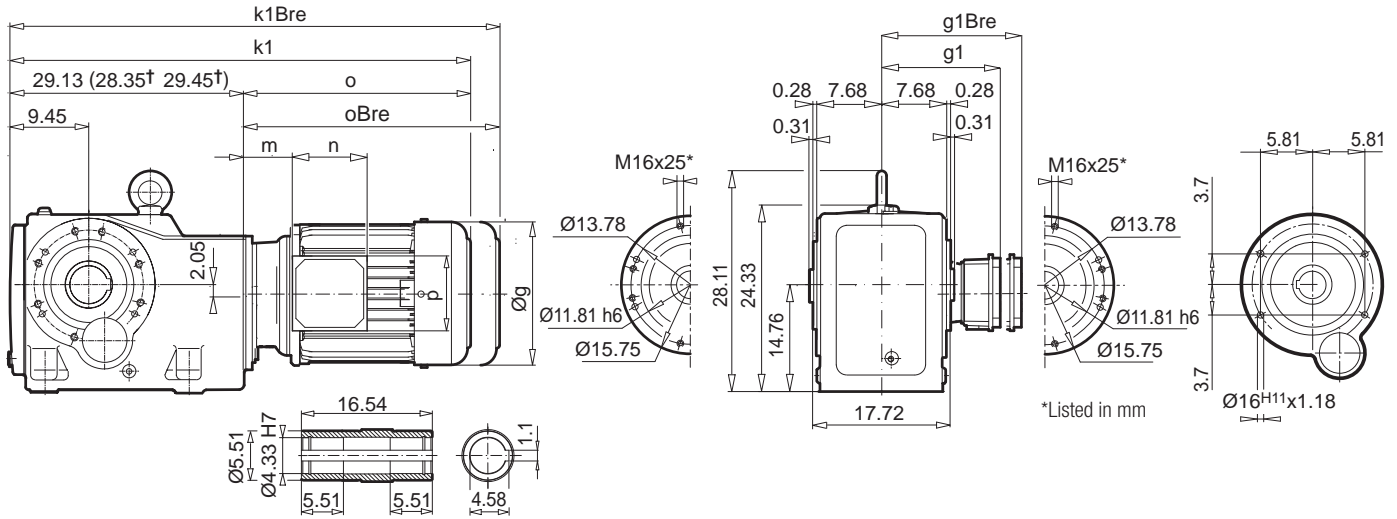


NEMA, IEC
⇒ E145



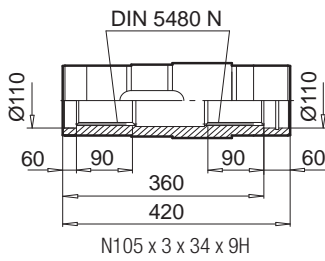
SK 9082.1

SK 9082.1AZ

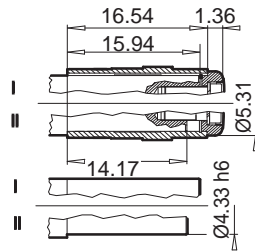


SK 9082.1AZEA*

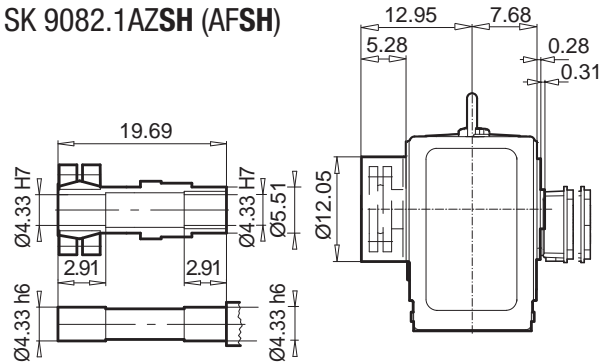
*Listed in mm



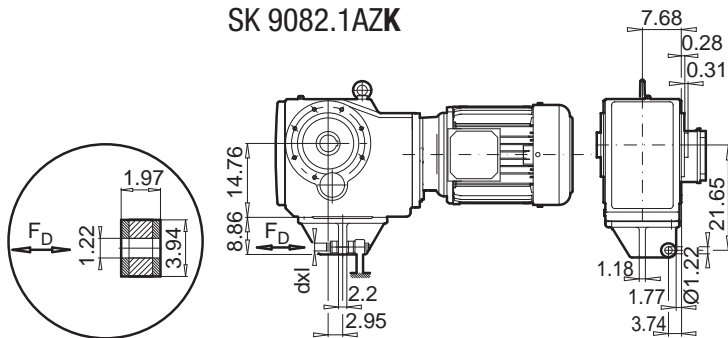
SK 9082.1AZB (AFB)



SK 9082.1AZSH (AFSH)



SK 9082.1AZK



$F_D = 5,314.48 \text{ lbf}$
 $S_{FD} = 0.53 \text{ in}$
 $dxl = M30x260 \text{ mm}$
 ⇨ A23

Helical Bevel Gear Units

± ⇨ A58	112 MP	132 SP/MP	160 SP/MP	160 LP	180 MP/LP	225 RP/SP/MP	250 WP†
g	8.98	10.47	12.60	12.60	14.09	17.44	17.44
g1 / g1Bre	7.05 / 7.17	8.03 / 7.91	9.53 / 9.53	9.53 / 9.53	10.20 / 10.20	13.66 / 13.66	13.66 / 13.66
k1 / k1Bre	42.95 / 46.61	46.26 / 50.47	48.50 / 53.82	50.24 / 55.55	53.31 / 58.35	58.35 / 65.43	57.56 / 64.65
o / oBre	13.82 / 17.48	17.13 / 21.34	19.37 / 24.69	21.10 / 26.42	24.17 / 29.21	29.21 / 36.30	29.21 / 36.30
m / m1Bre	1.38 / 1.50	2.01 / 1.65	2.05 / 2.05	2.05 / 2.05	2.17 / 2.17	3.70 / 3.70	3.70 / 3.70
n / nBre	4.49 / 6.02	4.80 / 7.28	7.32 / 7.32	7.32 / 7.32	7.32 / 7.32	9.65 / 9.65	9.65 / 9.65
p / p1Bre	4.49 / 4.25	4.80 / 5.47	7.32 / 7.32	7.32 / 7.32	7.32 / 7.32	9.65 / 9.65	9.65 / 9.65




W ⇨ E139

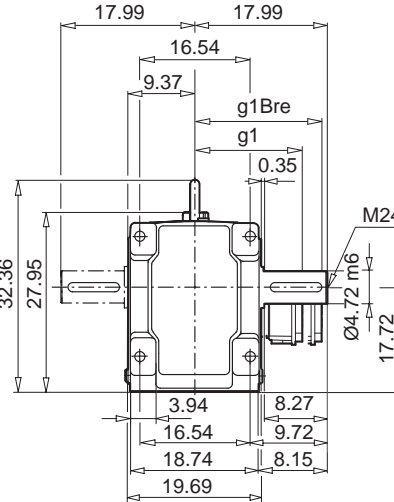
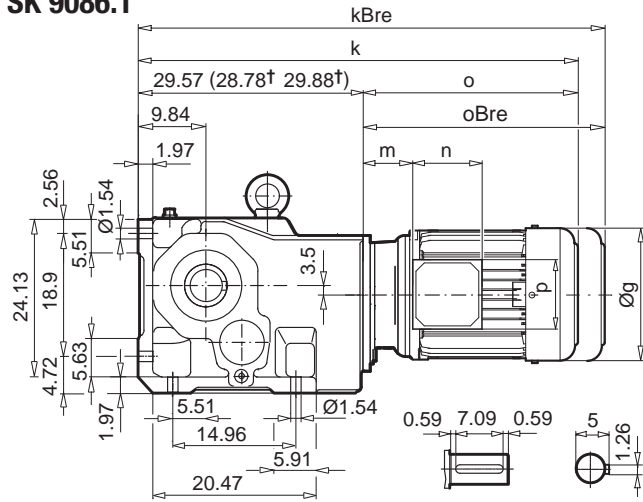


NEMA, IEC
⇨ E145

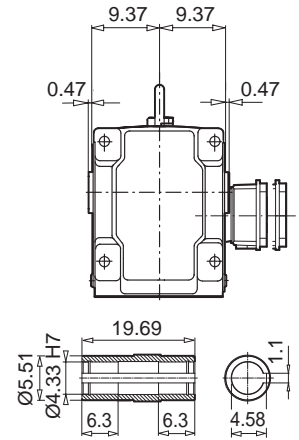
SK 9086.1



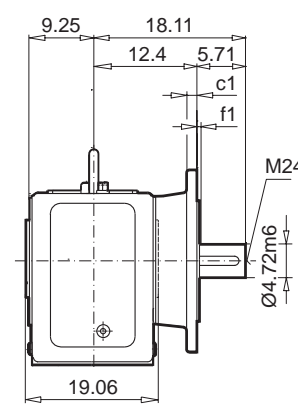
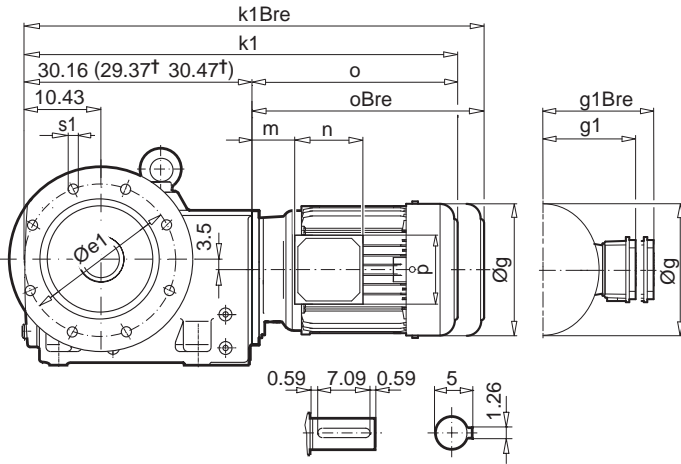
SK 9086.1



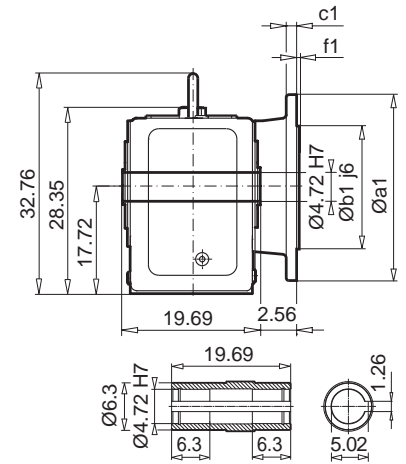
SK 9086.1AX



SK 9086.1VF

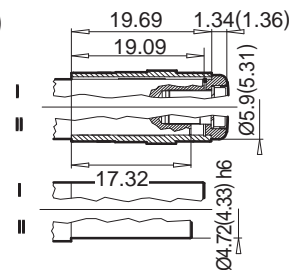


SK 9086.1AF



a1	b1	c1	e1	f1	s1
25.98	21.65	1.26	23.62	0.24	8 x 0.87

SK 9086.1AFB (AXB)




± ↻ A58	132 SP/MP	160 SP/MP	160 LP	180 MP/LP	225 RP/SP/MP	250 WP†
g	10.47	12.60	12.60	14.09	17.44	17.44
g1 / g1Bre	8.03 / 7.91	9.53 / 9.53	9.53 / 9.53	10.20 / 10.20	13.66 / 13.66	13.66 / 13.66
k / kBre	46.69 / 50.91	48.94 / 54.25	50.67 / 55.98	53.74 / 58.78	58.78 / 65.87	57.99 / 65.08
k1 / k1Bre	47.28 / 51.50	49.53 / 54.84	51.26 / 56.57	54.33 / 59.37	59.37 / 66.46	58.58 / 65.67
o / oBre	17.13 / 21.34	19.37 / 24.69	21.10 / 26.42	24.17 / 29.21	29.21 / 36.30	29.21 / 36.30
m / m1Bre	2.80 / 2.44	2.05 / 2.05	2.05 / 2.05	2.17 / 2.17	3.70 / 3.70	3.70 / 3.70
n / nBre	4.80 / 7.28	7.32 / 7.32	7.32 / 7.32	7.32 / 7.32	9.65 / 9.65	9.65 / 9.65
p / p1Bre	4.80 / 5.47	7.32 / 7.32	7.32 / 7.32	7.32 / 7.32	9.65 / 9.65	9.65 / 9.65



W ⇒ E139

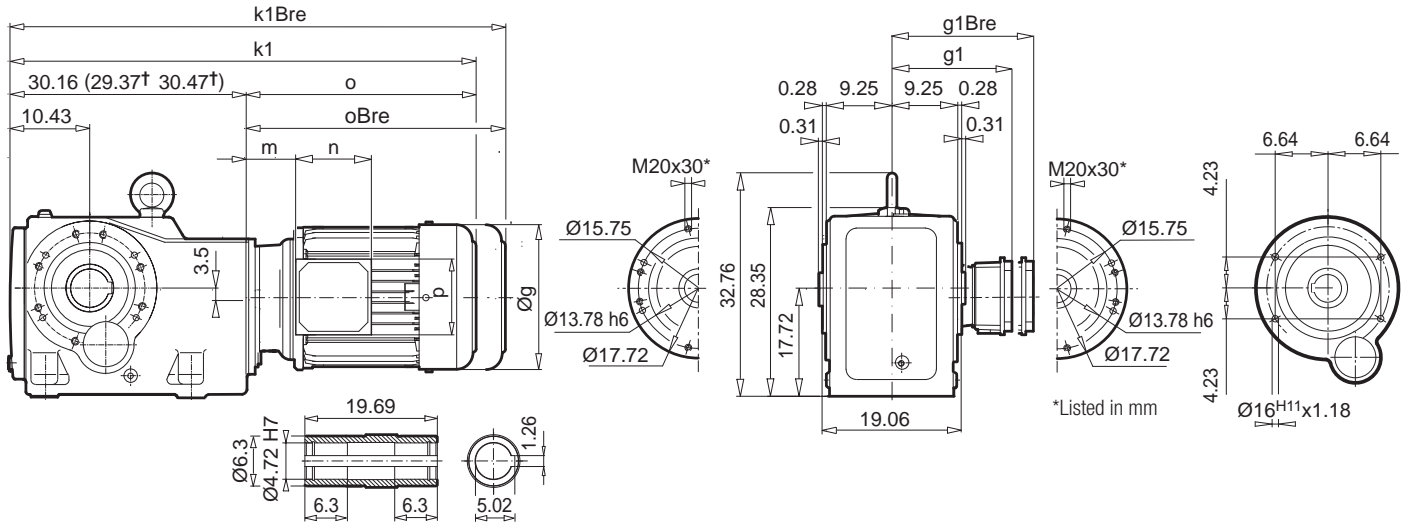


NEMA, IEC
⇒ E146



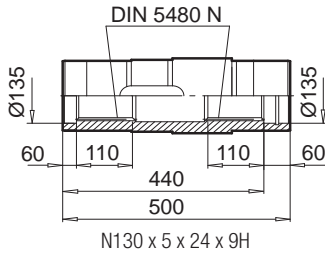
SK 9086.1

SK 9086.1AZ

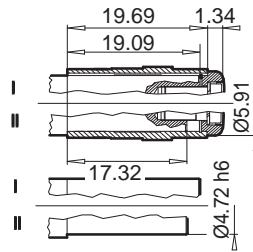


SK 9086.1AZEA*

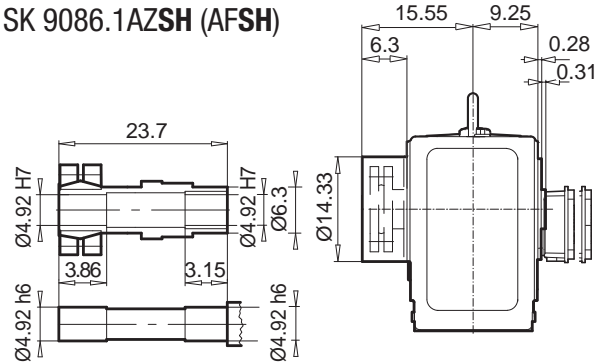
*Listed in mm



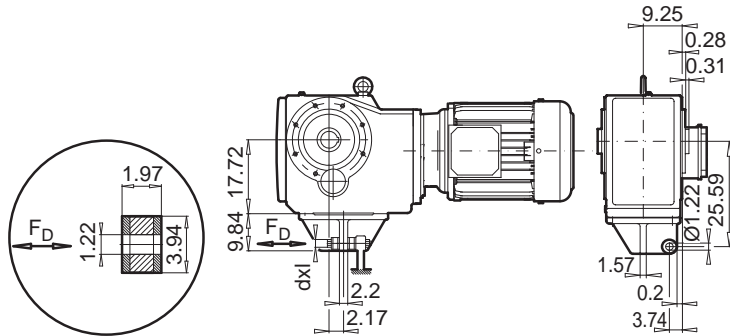
SK 9086.1AZB (AFB)



SK 9086.1AZSH (AFSH)



SK 9086.1AZK



F_D = 6917.37 lbf
 S_{FD} = 0.69 in
 dxl = M30x260 mm
 ⇒ A23

Helical Bevel
Gear Units

± ⇒ A58	132 SP/MP	160 SP/MP	160 LP	180 MP/LP	225 RP/SP/MP	250 WP†
g	10.47	12.60	12.60	14.09	17.44	17.44
g1 / g1Bre	8.03 / 7.91	9.53 / 9.53	9.53 / 9.53	10.20 / 10.20	13.66 / 13.66	13.66 / 13.66
k1 / k1Bre	47.28 / 51.50	49.53 / 54.84	51.26 / 56.57	54.33 / 59.37	59.37 / 66.46	58.58 / 65.67
o / oBre	17.13 / 21.34	19.37 / 24.69	21.10 / 26.42	24.17 / 29.21	29.21 / 36.30	29.21 / 36.30
m / m1Bre	2.80 / 2.44	2.05 / 2.05	2.05 / 2.05	2.17 / 2.17	3.70 / 3.70	3.70 / 3.70
n / nBre	4.80 / 7.28	7.32 / 7.32	7.32 / 7.32	7.32 / 7.32	9.65 / 9.65	9.65 / 9.65
p / p1Bre	4.80 / 5.47	7.32 / 7.32	7.32 / 7.32	7.32 / 7.32	9.65 / 9.65	9.65 / 9.65




W ⇒ E139

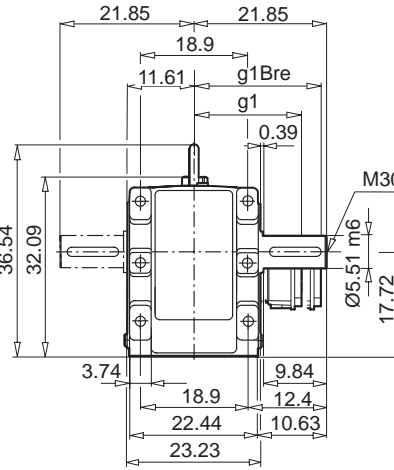
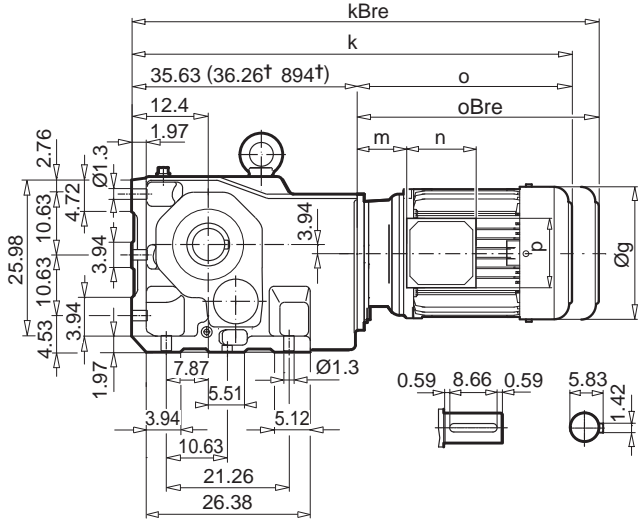


NEMA, IEC
⇒ E146

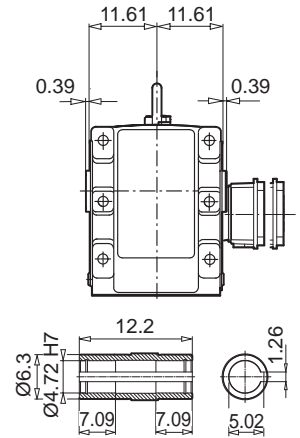
SK 9092.1



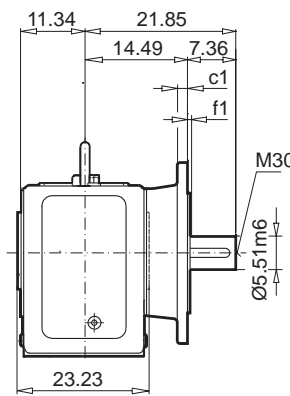
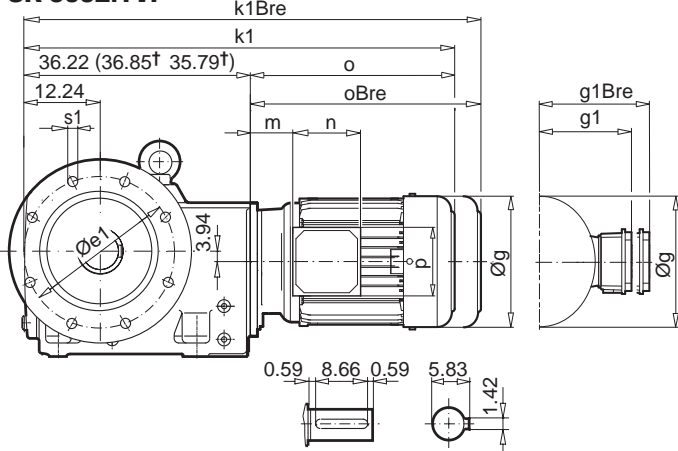
SK 9092.1



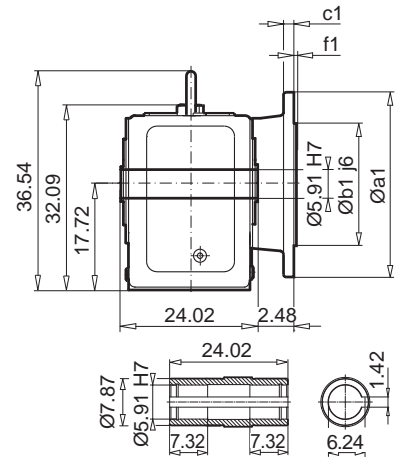
SK 9092.1AX



SK 9092.1VF

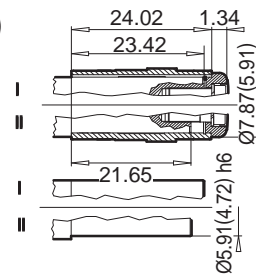


SK 9092.1AF



a1	b1	c1	e1	f1	s1
25.98	21.65	1.26	23.62	0.24	8 x 0.87

SK 9092.1AFB (AXB)



± ⇔ A58	160 SP/MP	160 LP	180 MP/LP	225 RP/SP/MP	250 WP†
g	12.60	12.60	14.09	17.44	17.44
g1 / g1Bre	9.53 / 9.53	9.53 / 9.53	10.20 / 10.20	13.66 / 13.66	13.66 / 13.66
k / kBre	55.00 / 60.31	56.73 / 62.05	59.76 / 64.72	64.84 / 71.93	65.47 / 72.56
k1 / k1Bre	55.59 / 60.91	57.32 / 62.64	60.39 / 65.35	65.43 / 72.52	66.06 / 73.15
o / oBre	19.37 / 24.69	21.10 / 26.42	24.17 / 29.21	29.21 / 36.30	29.21 / 36.30
m / m1Bre	2.05 / 2.05	2.05 / 2.05	2.17 / 2.17	3.70 / 3.70	3.70 / 3.70
n / nBre	7.32 / 7.32	7.32 / 7.32	7.32 / 7.32	9.65 / 9.65	9.65 / 9.65
p / p1Bre	7.32 / 7.32	7.32 / 7.32	7.32 / 7.32	9.65 / 9.65	9.65 / 9.65




W ⇔ E139



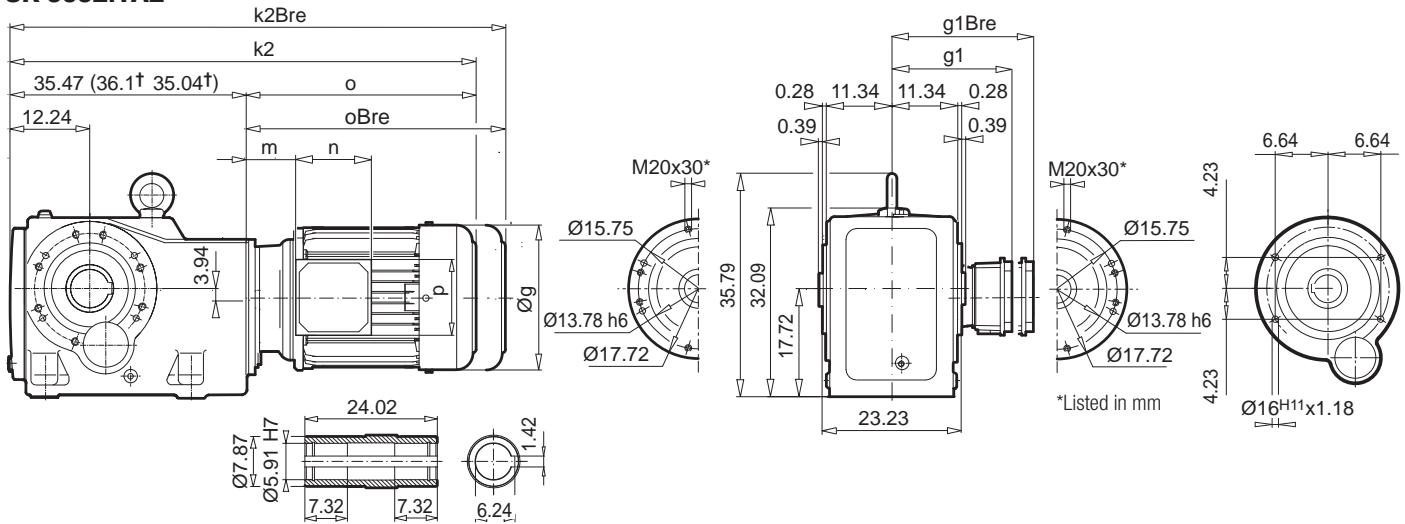
NEMA, IEC
⇔ E146

Helical Bevel Gear Units



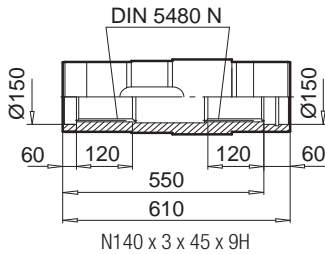
SK 9092.1

SK 9092.1AZ

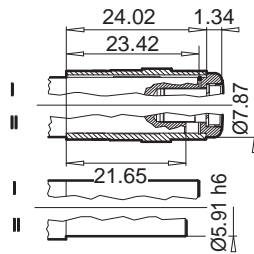


SK 9092.1AZEA*

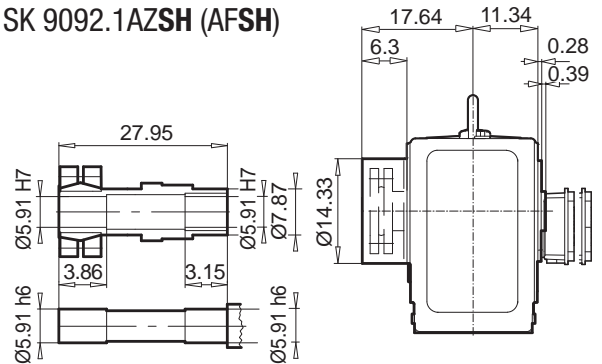
*Listed in mm



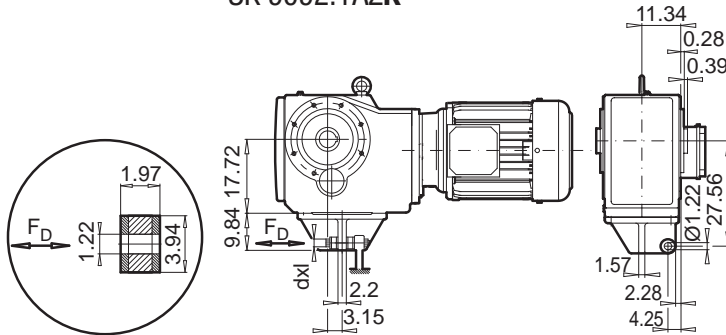
SK 9092.1AZB (AFB)



SK 9092.1AZSH (AFSH)



SK 9092.1AZK



$F_D = 10,276.02 \text{ lbf}$

$S_{FD} = 1.03 \text{ in}$

$d_{xl} = M30x260 \text{ mm}$

⇒ A23

Helical Bevel Gear Units


± ⇒ A58	160 SP/MP	160 LP	180 MP/LP	225 RP/SP/MP	250 WP [†]
g	12.60	12.60	14.09	17.44	17.44
g1 / g1Bre	9.53 / 9.53	9.53 / 9.53	10.20 / 10.20	13.66 / 13.66	13.66 / 13.66
k2 / k2Bre	54.84 / 60.16	56.57 / 61.89	59.61 / 64.57	64.69 / 71.77	65.31 / 72.40
o / oBre	19.37 / 24.69	21.10 / 26.42	24.17 / 29.21	29.21 / 36.30	29.21 / 36.30
m / m1Bre	2.05 / 2.05	2.05 / 2.05	2.17 / 2.17	3.70 / 3.70	3.70 / 3.70
n / nBre	7.32 / 7.32	7.32 / 7.32	7.32 / 7.32	9.65 / 9.65	9.65 / 9.65
p / p1Bre	7.32 / 7.32	7.32 / 7.32	7.32 / 7.32	9.65 / 9.65	9.65 / 9.65



W ⇒ E139

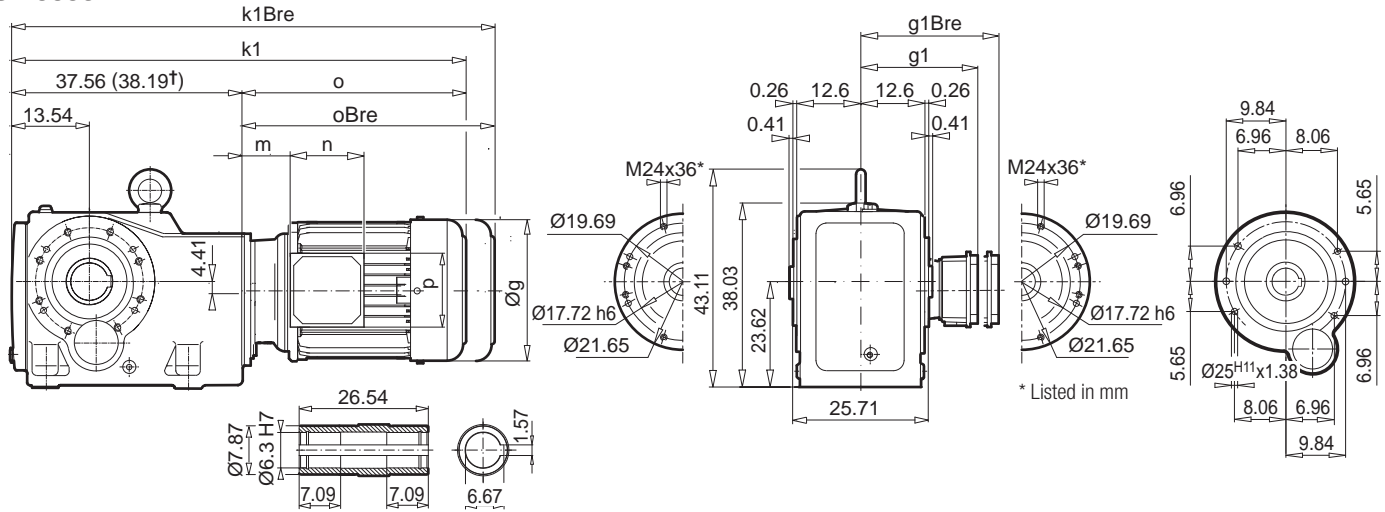


NEMA, IEC
⇒ E146

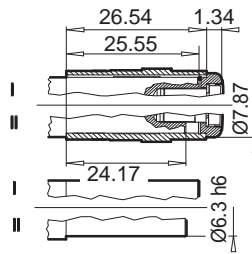


SK 9096.1

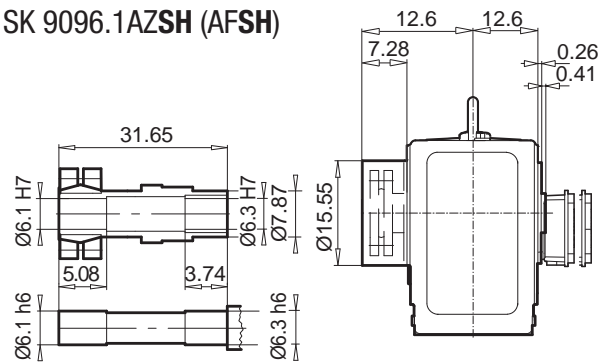
SK 9096.1AZ



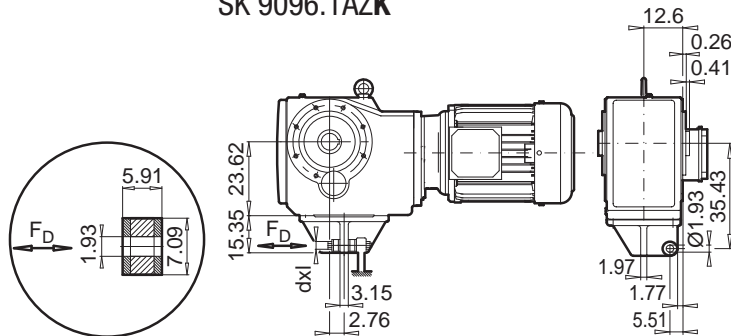
SK 9096.1AZB (AFB)



SK 9096.1AZSH (AFSH)



SK 9096.1AZK



F_D = 12450.38 lbf
 S_{FD} = 1.06 in
 dxl = M48x520 mm
 ⇨ A23

Helical Bevel
Gear Units

± ⇨ A58	160 SP/MP	160 LP	180 MP/LP	225 RP/SP/MP	250 WP†
g	12.60	12.60	14.09	17.44	17.44
g1 / g1Bre	9.53 / 9.53	9.53 / 9.53	10.20 / 10.20	13.66 / 13.66	13.66 / 13.66
k1 / k1Bre	56.93 / 62.24	58.66 / 63.98	61.73 / 66.77	66.77 / 73.86	67.40 / 74.49
o / oBre	19.37 / 24.69	21.10 / 26.42	24.17 / 29.21	29.21 / 36.30	29.21 / 36.30
m / m1Bre	2.05 / 2.05	2.05 / 2.05	2.17 / 2.17	3.70 / 3.70	3.70 / 3.70
n / nBre	7.32 / 7.32	7.32 / 7.32	7.32 / 7.32	9.65 / 9.65	9.65 / 9.65
p / p1Bre	7.32 / 7.32	7.32 / 7.32	7.32 / 7.32	9.65 / 9.65	9.65 / 9.65

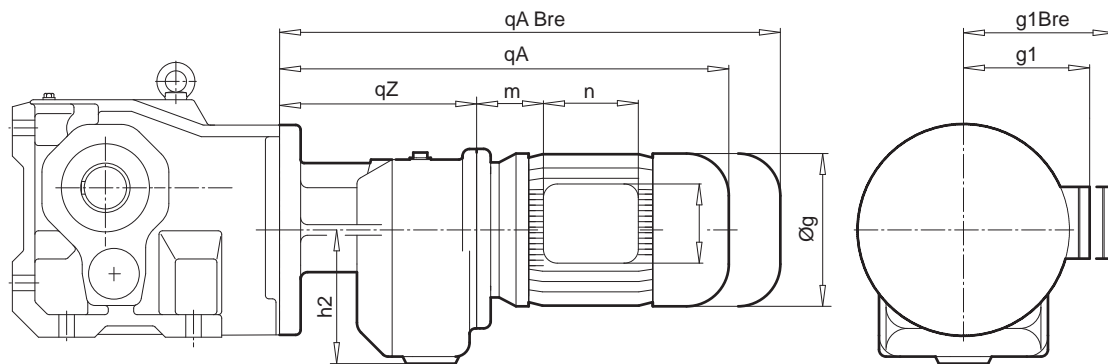



W ⇨ E139



NEMA, IEC
⇨ E146

SK 9072.1/32- SK 9082.1/42



± ⇒ A58	SK 9072.1/32						
	71 LP	80 SP	80 LP	90 SP/LP	100 LP/AP	112 MP	132 SP
g	5.71	6.50	6.50	7.24	7.95	8.90	10.39
g1 / g1Bre	4.88 / 5.28	5.59 / 5.59	5.59 / 5.59	5.83 / 5.83	6.69 / 6.77	7.09 / 7.17	8.03 / 7.95
qA / qABre	17.68 / 19.96	18.66 / 21.18	18.66 / 21.18	20.28 / 23.23	21.46 / 25.04	23.35 / 27.05	25.75 / 29.96
o / oBre	9.06 / 11.34	10.04 / 12.56	10.04 / 12.56	11.65 / 14.61	12.83 / 16.42	14.72 / 18.43	17.13 / 21.34
qz	8.62						
m / mBre	1.42 / 1.65	1.61 / 1.73	1.61 / 1.73	1.81 / 1.93	2.05 / 2.17	2.28 / 2.40	2.80 / 2.44
n / nBre	3.94 / 5.28	4.49 / 6.02	4.49 / 6.02	4.49 / 6.02	4.49 / 6.02	4.49 / 6.02	4.80 / 7.28
p / pBre	3.94 / 3.50	4.49 / 4.25	4.49 / 4.25	4.49 / 4.25	4.49 / 4.25	4.49 / 4.25	4.80 / 5.47
h2	6.10						
⇒	SK 9072.1 ⇒ E120						



W ⇒ E137



NEMA, IEC ⇒ E145

± ⇒ A58	SK 9072.1/42			
	90 SP/LP	100 LP/AP	112 MP	132 MP
g	7.24	7.95	8.90	10.39
g1 / g1Bre	5.83 / 5.83	6.69 / 6.77	7.09 / 7.17	8.03 / 7.95
qA / qABre	21.10 / 24.06	22.28 / 25.87	24.17 / 27.83	26.57 / 30.79
o / oBre	10.87 / 13.82	12.05 / 15.63	13.94 / 17.60	16.34 / 20.55
qz	10.24			
m / mBre	1.02 / 1.18	1.26 / 1.38	1.50 / 1.61	2.01 / 1.65
n / nBre	4.49 / 6.02	4.49 / 6.02	4.49 / 6.02	4.80 / 7.28
p / pBre	4.49 / 4.25	4.49 / 4.25	4.49 / 4.25	4.80 / 5.47
h2	6.89			
⇒	SK 9072.1 ⇒ E120			



W ⇒ E138



NEMA, IEC ⇒ E145


± ⇒ A58	SK 9082.1/42				
	90 SP/LP	100 LP/AP	112 MP	132 SP	160 SP
g	7.24	6.46	8.90	10.39	12.60
g1 / g1Bre	5.83 / 5.83	5.59 / 5.59	7.09 / 7.17	8.03 / 7.95	9.53 / 9.53
qA / qABre	21.10 / 24.06	22.28 / 25.87	24.17 / 27.83	26.57 / 30.79	29.61 / 34.92
o / oBre	10.87 / 13.82	12.05 / 15.63	13.94 / 17.60	16.34 / 20.55	19.37 / 24.69
qz	10.24				
m / mBre	1.02 / 1.18	1.26 / 1.38	1.50 / 1.61	2.01 / 1.65	2.05 / 2.05
n / nBre	4.49 / 6.02	4.49 / 6.02	4.49 / 6.02	4.80 / 7.28	7.32 / 7.32
p / pBre	4.49 / 4.25	4.49 / 4.25	4.49 / 4.25	4.80 / 5.47	7.32 / 7.32
h2	6.89				
⇒	SK 9082.1 ⇒ E122				



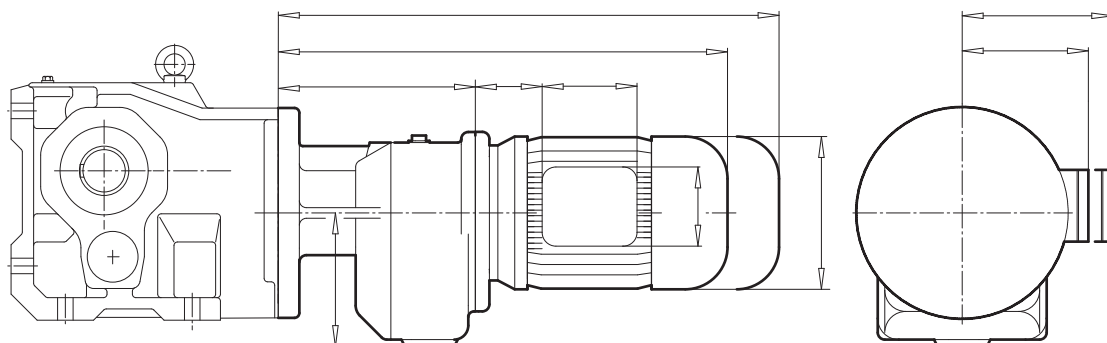
W ⇒ E138



NEMA, IEC ⇒ E145



SK 9082.1/52 - SK 9092.1/52

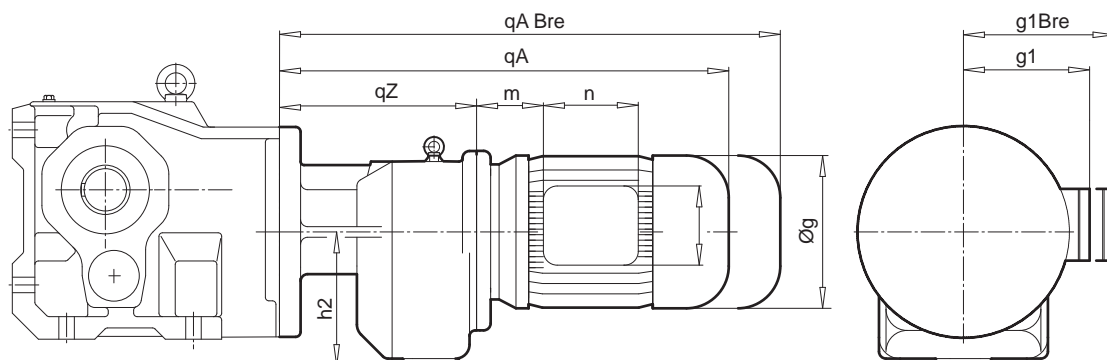



± ⇒ A58	SK 9082.1/52*, SK 9086.1/52								W ⇒ E138
	90 SP/LP	100 LP/AP*	112 MP*	132 SP/MP*	160 SP/MP*	160 LP*	180 MP/LP*		
g	7.24	7.95	8.90	10.39	12.60	12.60	14.09		
g1 / g1Bre	5.83 / 5.83	6.69 / 6.77	7.09 / 7.17	8.03 / 7.95	9.53 / 9.53	9.53 / 9.53	10.20 / 10.20		
qA / qABre	22.68 / 25.63	23.86 / 27.44	25.75 / 29.41	28.15 / 32.36	31.18 / 36.50	32.91 / 38.23	36.77 / 41.81		
o / oBre	10.87 / 13.82	12.05 / 15.63	13.94 / 17.60	16.34 / 20.55	19.37 / 24.69	21.10 / 26.42	24.96 / 30.00		
qz	11.77								
m / mBre	1.02 / 1.18	1.26 / 1.38	1.50 / 1.61	2.01 / 1.65	2.05 / 2.05	2.05 / 2.05	2.91 / 2.94		
n / nBre	4.49 / 6.02	4.49 / 6.02	4.49 / 6.02	4.80 / 7.28	7.32 / 7.32	7.32 / 7.32	7.32 / 7.32		
p / pBre	4.49 / 4.25	4.49 / 4.25	4.49 / 4.25	4.80 / 5.47	7.32 / 7.32	7.32 / 7.32	7.32 / 7.32		
h2	8.35								
⇒	SK 9082.1 ⇒ E122, SK 9086.1 ⇒ E124								NEMA, IEC ⇒ E145, E146

± ⇒ A58	SK 9092.1/52								W ⇒ E138
	90 SP/LP	100 LP/AP	112 MP	132 SP/MP	160 SP/MP	160 LP	180 MP/LP		
g	7.24	7.95	8.90	10.39	12.60	12.60	14.09		
g1 / g1Bre	5.83 / 5.83	6.69 / 6.77	7.09 / 7.17	8.03 / 7.95	9.53 / 9.53	9.53 / 9.53	10.20 / 10.20		
qA / qABre	21.10 / 24.06	22.28 / 25.87	24.17 / 27.87	26.57 / 30.79	29.61 / 34.92	32.91 / 38.23	36.77 / 41.81		
o / oBre	10.87 / 13.82	12.05 / 15.63	13.94 / 448	16.34 / 20.55	19.37 / 24.69	21.10 / 26.42	24.96 / 30.00		
qz	11.77								
m / mBre	1.02 / 1.18	1.26 / 1.38	1.50 / 1.61	2.01 / 1.65	2.05 / 2.05	2.05 / 2.05	2.91 / 2.94		
n / nBre	4.49 / 6.02	4.49 / 6.02	4.49 / 6.02	4.80 / 7.28	7.32 / 7.32	7.32 / 7.32	7.32 / 7.32		
p / pBre	4.49 / 4.25	4.49 / 4.25	4.49 / 4.25	4.80 / 5.47	7.32 / 7.32	7.32 / 7.32	7.32 / 7.32		
h2	8.35								
⇒	SK 9092.1 ⇒ E126								NEMA, IEC ⇒ E146

SK 9096.1/62

SK 9096.1/63



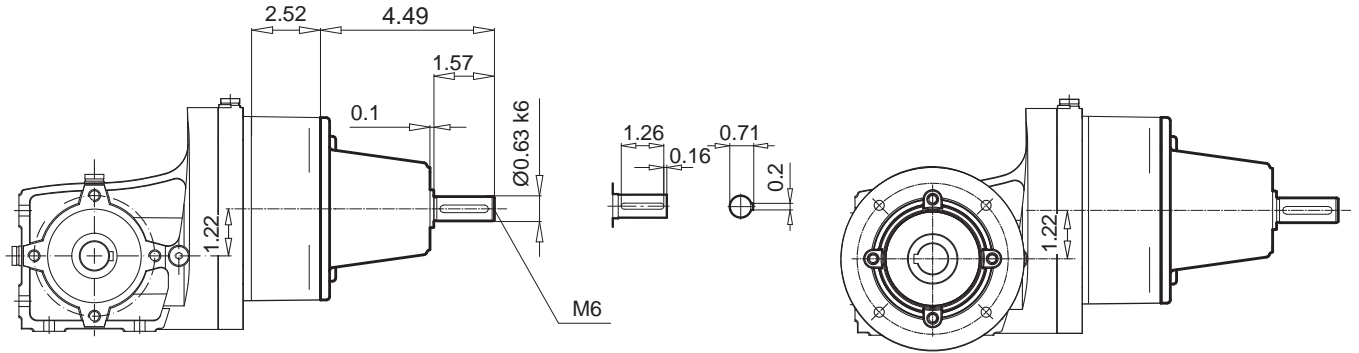
± ⇒ A58	SK 9096.1/62							W ⇒ E138 NEMA, IEC ⇒ E146
	100 LP/AP	112 MP	132 SP/MP	160 SP/MP	160 LP	180 MP/LP	225 RP/SP/MP	
g	7.95	8.90	10.39	12.60	12.60	14.09	17.44	
g1 / g1Bre	6.69 / 6.77	7.09 / 7.17	8.03 / 7.95	9.53 / 9.53	9.53 / 9.53	10.20 / 10.20	13.66 / 13.66	
qA / qABre	27.83 / 31.42	29.72 / 33.39	32.13 / 36.34	35.16 / 40.47	36.89 / 42.20	39.96 / 44.02	45.00 / 52.09	
o / oBre	12.05 / 15.63	13.94 / 17.60	16.34 / 20.55	19.37 / 24.69	21.10 / 26.42	24.25 / 29.29	29.21 / 36.30	
qz	15.75							
m / mBre	1.26 / 1.38	1.50 / 1.61	2.01 / 1.65	2.05 / 2.05	2.05 / 2.05	2.17 / 2.17	3.70 / 3.70	
n / nBre	4.49 / 6.02	4.49 / 6.02	4.80 / 7.28	7.32 / 7.32	7.32 / 7.32	7.32 / 7.32	9.65 / 9.65	
p / pBre	4.49 / 4.25	4.49 / 4.25	4.80 / 5.47	7.32 / 7.32	7.32 / 7.32	7.32 / 7.32	9.65 / 9.65	
h2	9.65							
⇒	SK 9096.1 ⇒ E129							



± ⇒ A58	SK 9096.1/63			W ⇒ E138 NEMA, IEC ⇒ E146
	90 SP/LP	100 LP/AP	112 MP	
g	7.24	7.95	8.90	
g1 / g1Bre	5.83 / 5.83	6.69 / 6.77	7.09 / 7.17	
qA / qABre	25.59 / 28.54	26.77 / 30.35	28.66 / 32.32	
o / oBre	10.87 / 13.82	12.05 / 15.63	13.94 / 17.60	
qz	14.72			
m / mBre	1.02 / 1.18	1.26 / 1.38	1.50 / 1.61	
n / nBre	4.49 / 6.02	4.49 / 6.02	4.49 / 6.02	
p / pBre	4.49 / 4.25	4.49 / 4.25	4.49 / 4.25	
h2	9.65			
⇒	SK 9096.1 ⇒ E129			



W

SK 920072.1 - W
SK 92072.1 - W



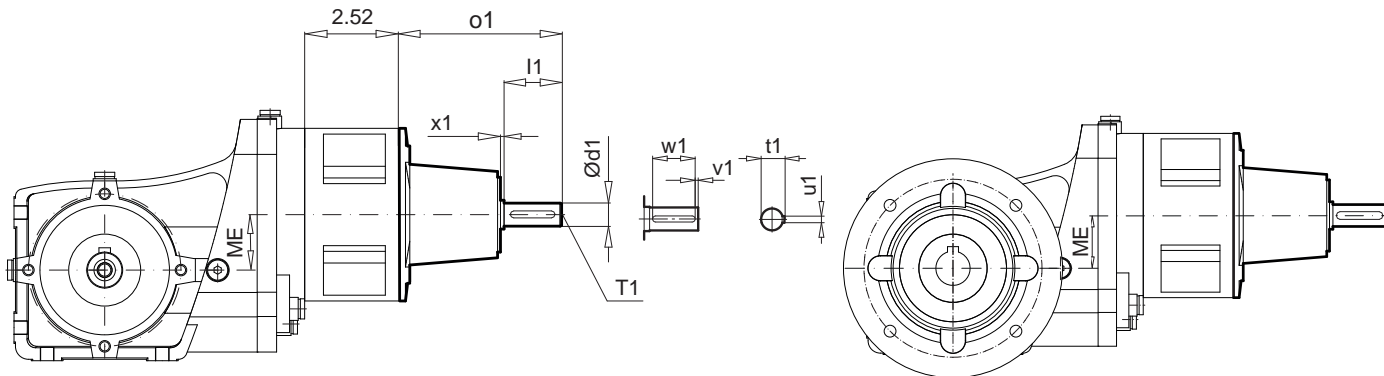
Unit Type	 
SK 920072.1	E72
SK 92072.1	E74

Helical Bevel
Gear Units

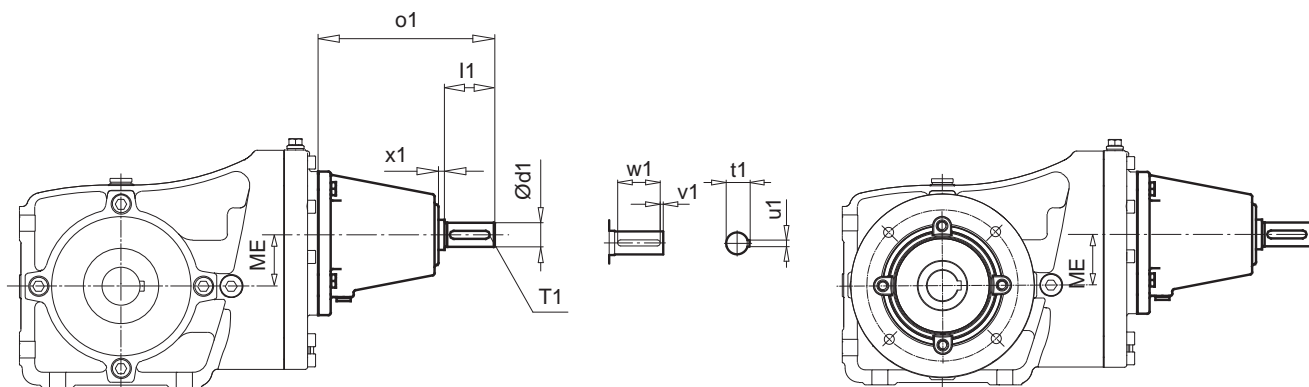
W



SK 92172.1 - W



- SK 92372.1 - W**
- SK 92672.1 - W**
- SK 92772.1 - W**



Helical Bevel Gear Units

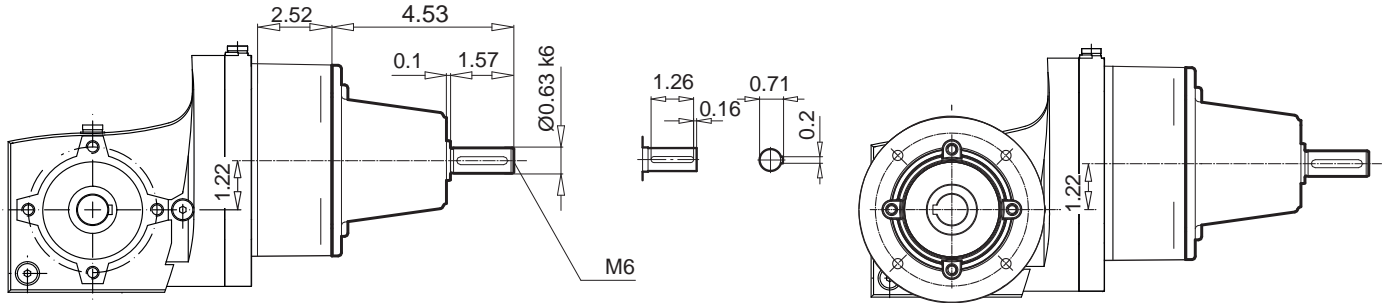
Unit Type	
SK 92172.1	E76
SK 92372.1	E78
SK 92672.1	E80
SK 92772.1	E82



Unit Type	ME	Ød1 ^{k6}	l1	o1	x1	u1	t1	v1	w1	T1
SK 92172.1	1.54	0.63	1.57	4.49	0.10	0.20	0.71	0.16	1.26	M6
SK 92372.1	1.77	0.94	1.97	7.01	0.31	0.31	1.06	0.20	1.57	M8
SK 92672.1	2.24	0.94	1.97	7.01	0.31	0.31	1.06	0.20	1.57	M8
SK 92772.1	3.03	0.94	1.97	7.01	0.31	0.31	1.06	0.20	1.57	M8



W

SK 930072.1 - W
SK 93072.1 - W



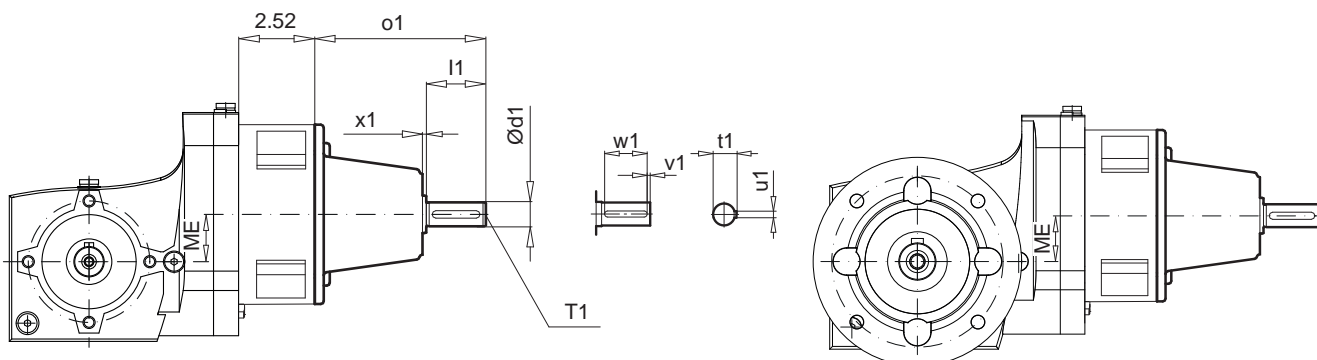
Unit Type	 
SK 930072.1	E84
SK 93072.1	E86

Helical Bevel
Gear Units

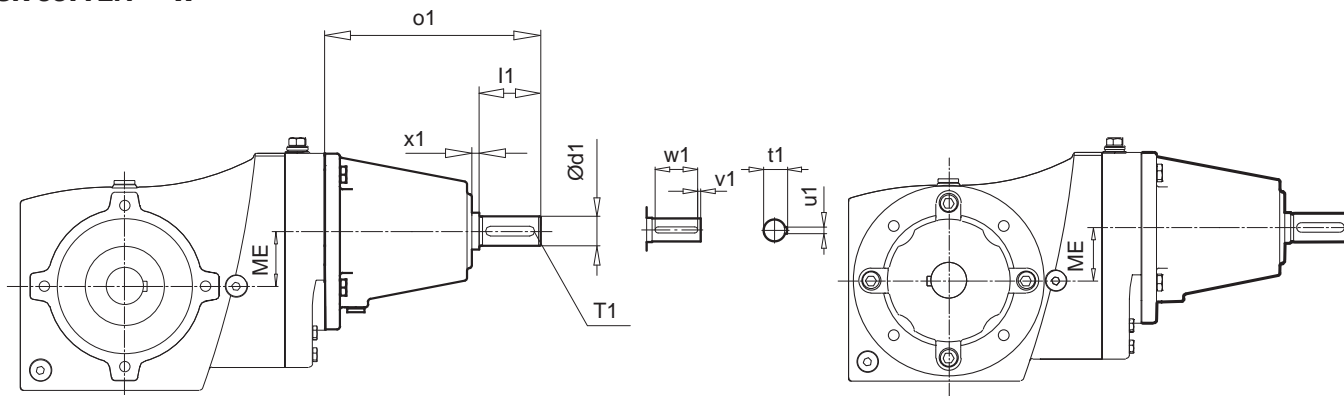
W



SK 93172.1 - W




- SK 93372.1 - W**
- SK 93672.1 - W**
- SK 93772.1 - W**



Unit Type		
SK 93172.1	E88	
SK 93372.1	E90	
SK 93672.1	E92	
SK 93772.1	E94	

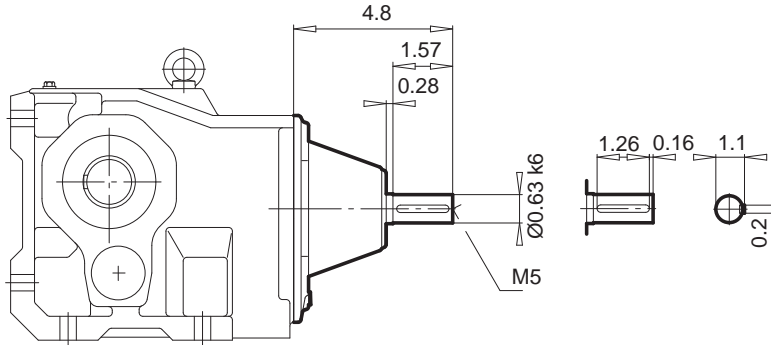
Helical Bevel Gear Units

Unit Type	ME	Ød1 ^{k6}	l1	o1	x1	u1	t1	v1	w1	T1
SK 93172.1	1.54	0.63	1.57	4.49	0.10	0.20	0.71	0.16	1.26	M6
SK 93372.1	1.77	0.94	1.97	7.01	0.31	0.31	1.06	0.20	1.57	M8
SK 93672.1	2.24	0.94	1.97	7.01	0.31	0.31	1.06	0.20	1.57	M8
SK 93772.1	3.03	0.94	1.97	7.01	0.31	0.31	1.06	0.20	1.57	M8

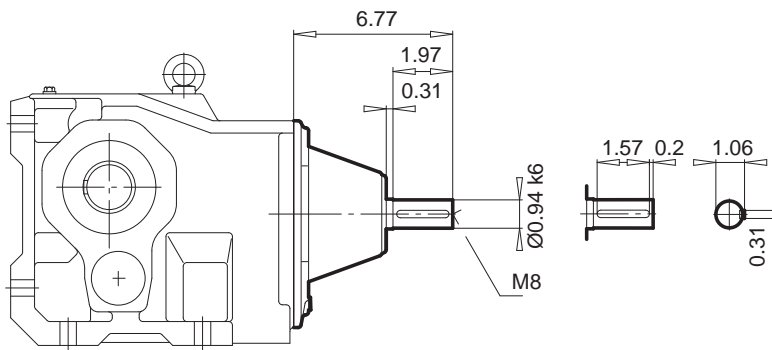


W

SK ... - W



Unit Type	⇒
SK 9012.1	E96
SK 9013.1	E98
SK 9016.1	E100
SK 9017.1	E102
SK 9022.1	E104
SK 9023.1	E106
SK 9033.1	E110



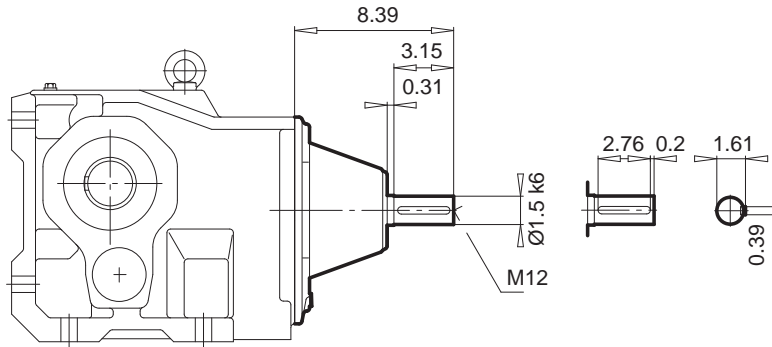
Unit Type	⇒
SK 9032.1	E108
SK 9043.1	E114
SK 9053.1	E118
SK 9072.1/32	E130

Helical Bevel
Gear Units

W

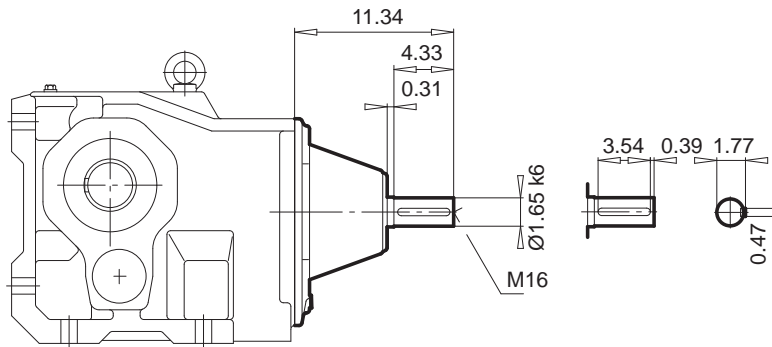


SK ... - W




Unit Type	↔ 📖
SK 9042.1	E112
SK 9052.1	E116
SK 9072.1/42	E130
SK 9082.1/42	E130
SK 9082.1/52	E131
SK 9086.1/52	E131
SK 9092.1/52	E131

Helical Bevel Gear Units

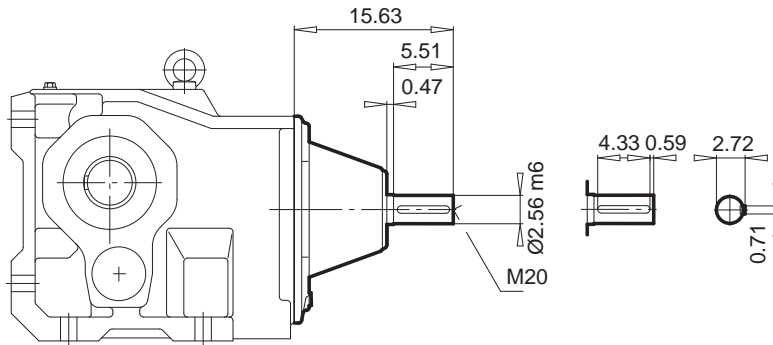


Unit Type	↔ 📖
SK 9072.1	E120
SK 9096.1/62	E132

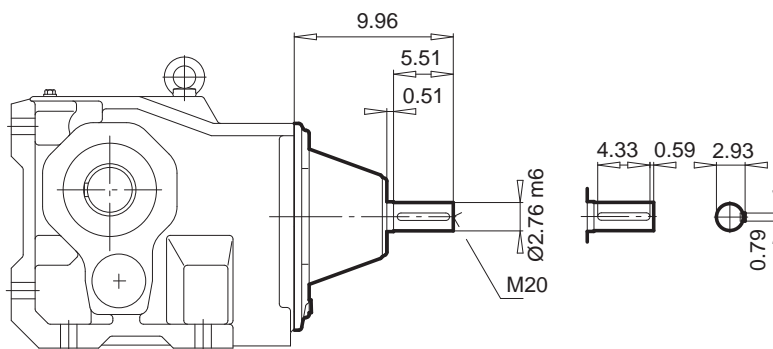


W

SK ... - W



Unit Type	⇒ 📖
SK 9082.1	E122
SK 9086.1	E124
SK 9092.1	E126



Unit Type	⇒ 📖
SK 9096.1	E128

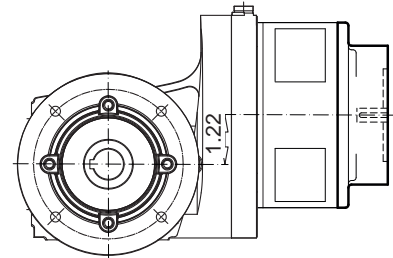
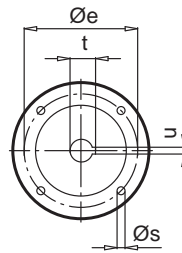
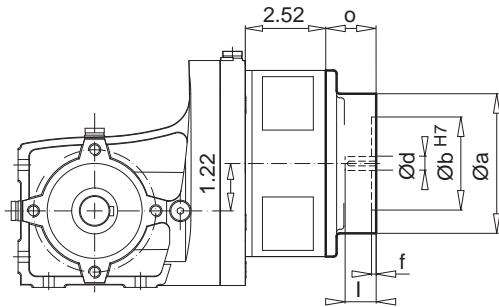
Helical Bevel
Gear Units

**IEC
NEMA**

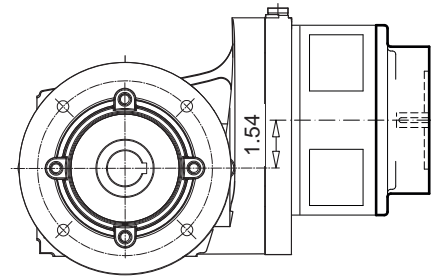
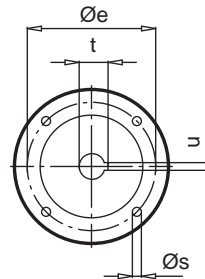
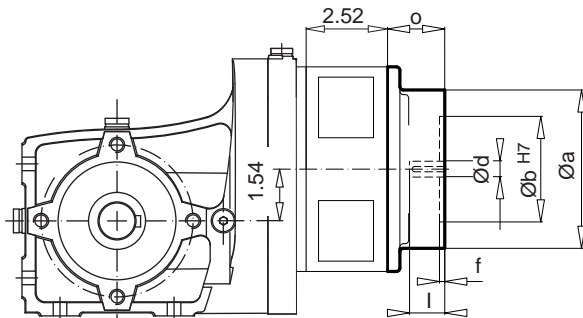


SK 920072.1 - IEC 56 ... 80

SK 92072.1 - IEC 56 ... 80



SK 92172.1 - IEC 56 ... 90



IEC	Øa	Øb	Øe	f	Øs	o	Ød	l	t	u
56 - C105	4.13	2.76	3.35	0.16	0.28	1.26				
56 - A120	4.72	3.15	3.94	0.16	0.28	1.26	0.35	0.79	0.45	0.12
63 - C90*	3.54	2.36	2.95	0.16	0.24	1.26				
63 - C120	4.72	3.15	3.94	0.16	0.28	1.26	0.43	0.91	0.50	0.16
63 - A140	5.51	3.74	4.53	0.16	0.35	1.26				
71 - C105*	4.13	2.76	3.35	0.16	0.28	1.26				
71 - C140	5.51	3.74	4.53	0.16	0.35	1.26	0.55	1.18	0.64	0.20
71 - A160	6.30	4.33	5.12	0.16	0.35	1.26				
80 - C120*	4.72	3.15	3.94	0.16	0.28	1.26				
80 - C160	6.30	4.33	5.12	0.16	0.35	1.26	0.75	1.57	0.86	0.24
80 - A200	7.87	5.12	6.50	0.16	0.39	1.26				
90 - C140*	5.51	3.74	4.53	0.16	0.35	1.81				
90 - C160	6.30	4.33	5.12	0.16	0.35	1.81	0.94	1.97	1.07	0.31
90 - A200	7.87	5.12	6.50	0.16	0.39	1.81				

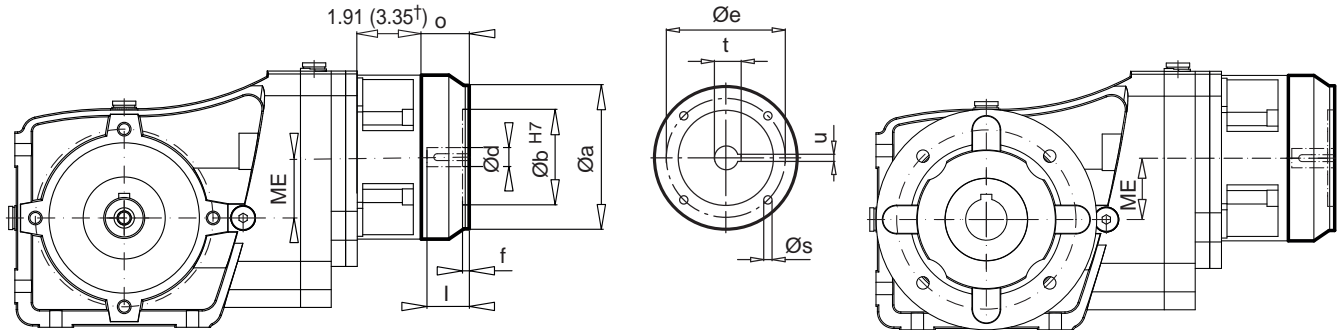
* IEC preferential series

SK 920072.1 - NEMA N56C, N140TC

SK 92072.1 - NEMA N56C, N140TC

SK 92172.1 - NEMA N56C, N140TC

NEMA	Øa	Øb	Øe	f	Øs	o	Ød	l	t	u
N56C	6.54	4.49	5.87	0.18	0.43	1.46	0.63	2.06	0.71	0.19
N140TC	6.54	4.49	5.87	0.18	0.43	1.93	0.87	2.12	0.96	0.19

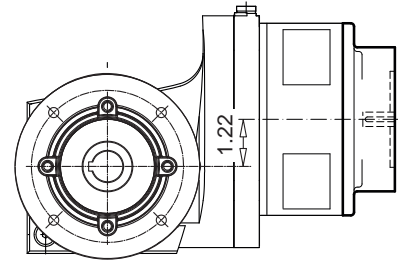
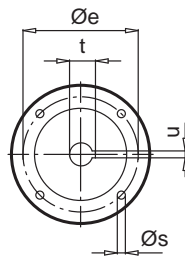
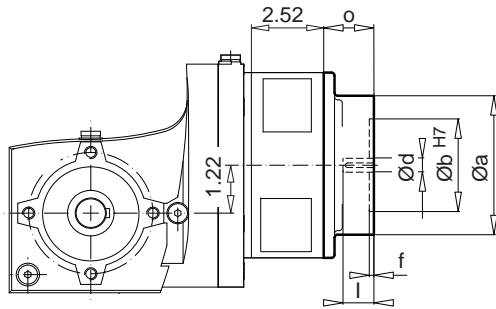
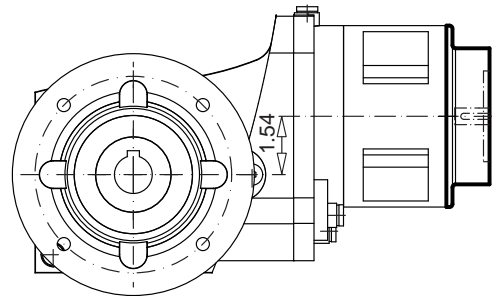
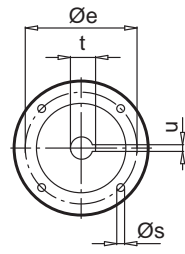
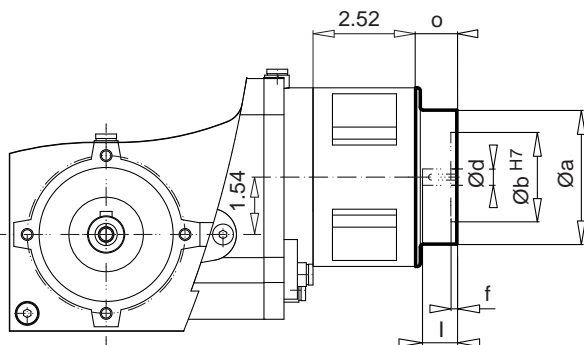

**IEC
NEMA**
SK 92372.1† - IEC 56 ... 100
SK 92672.1† - IEC 63 ... 112
SK 92772.1† - IEC 63 ... 112


IEC	Øa	Øb	Øe	f	Øs	o	Ød	l	t	u
56 - C105	4.13	2.76	3.35	0.16	0.28	1.26				
56 - A120	4.72	3.15	3.94	0.16	0.28	1.26	0.35	0.79	0.45	0.12
63 - C90*	3.54	2.36	2.95	0.16	0.24	1.26				
63 - C120	4.72	3.15	3.94	0.16	0.28	1.26	0.43	0.91	0.50	0.16
63 - A140	5.51	3.74	4.53	0.16	0.35	1.26				
71 - C105*	4.13	2.76	3.35	0.16	0.28	1.26				
71 - C140	5.51	3.74	4.53	0.16	0.35	1.26	0.55	1.18	0.64	0.20
71 - A160	6.30	4.33	5.12	0.16	0.35	1.26				
80 - C120*	4.72	3.15	3.94	0.16	0.28	1.26				
80 - C160	6.30	4.33	5.12	0.16	0.35	1.26	0.75	1.57	0.86	0.24
80 - A200	7.87	5.12	6.50	0.16	0.39	1.26				
90 - C140*	5.51	3.74	4.53	0.16	0.35	1.81				
90 - C160	6.30	4.33	5.12	0.16	0.35	1.81	0.94	1.97	1.07	0.31
90 - A200	7.87	5.12	6.50	0.16	0.39	1.81				
100 - C160†*	6.30	4.33	5.12	0.20	0.35	1.42				
100 - C200†	7.87	5.12	6.50	0.20	0.35	1.42	1.10	2.36	1.23	0.31
100 - A250†	9.84	7.09	8.46	0.20	0.47	1.42				
112 - C160†*	6.30	4.33	5.12	0.20	0.35	1.42				
112 - C200†	7.87	5.12	6.50	0.20	0.35	1.42	1.10	2.36	1.23	0.31
112 - A250†	9.84	7.09	8.46	0.20	0.47	1.42				

* IEC preferential series

SK 92172.1 - NEMA N56C, N140TC
SK 92372.1 - NEMA N56C ... N180TC
SK 92672.1 - NEMA N56C ... N180TC
SK 92772.1 - NEMA N56C ... N180TC

NEMA	Øa	Øb	Øe	f	Øs	o	Ød	l	t	u
N56C	6.54	4.49	5.87	0.18	0.43	1.46	0.63	2.06	0.71	0.19
N140TC	6.54	4.49	5.87	0.18	0.43	1.93	0.87	2.12	0.96	0.19
N180TC	9.17	8.50	7.24	0.23	0.55	2.17	1.14	2.85	1.25	0.25

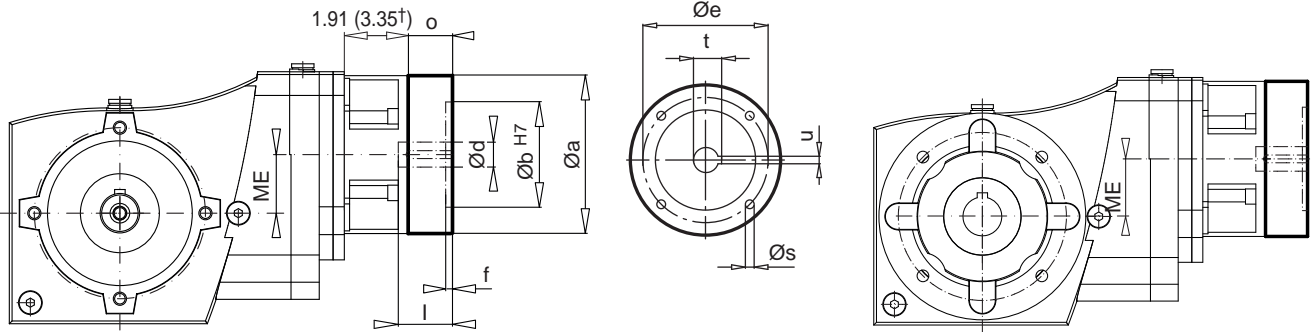
**IEC
NEMA****NORD**
DRIVESYSTEMS**SK 930072.1 - IEC 56 ... 80****SK 93072.1† - IEC 56 ... 80****SK 93172.1 - IEC 56 ... 90**

IEC	Øa	Øb	Øe	f	s	o	Ød	l	t	u
56 - C105	4.13	2.76	3.35	0.16	0.28	1.26 (1.30†)	0.35	0.79	0.45	0.12
56 - A120	3.54	2.36	2.95	0.16	0.26	1.26 (1.30†)	0.35	0.79	0.45	0.12
63 - C90*	3.54	2.36	2.95	0.16	0.22	1.26 (1.30†)	0.35	0.79	0.45	0.12
63 - C120	4.72	3.15	3.94	0.16	0.26	1.26 (1.30†)	0.43	0.91	0.50	0.16
63 - A140	5.51	3.74	4.53	0.16	0.35	1.26	0.43	0.91	0.50	0.16
71 - C105*	4.13	2.76	3.35	0.16	0.28	1.26 (1.30†)	0.35	0.79	0.45	0.12
71 - C140	5.51	3.74	4.53	0.16	0.35	1.26	0.55	1.18	0.64	0.20
71 - A160	6.30	4.33	5.12	0.16	0.35	1.26	0.55	1.18	0.64	0.20
80 - C120*	4.72	3.15	3.94	0.16	0.26	1.26 (1.30†)	0.43	0.91	0.50	0.16
80 - C160	6.30	4.33	5.12	0.16	0.35	1.26	0.75	1.57	0.86	0.24
80 - A200	7.87	5.12	6.50	0.16	0.39	1.26	0.75	1.57	0.86	0.24
90 - C140*	5.51	3.74	4.53	0.16	0.35	1.81	0.94	1.97	1.07	0.31
90 - C160	6.30	4.33	5.12	0.16	0.35	1.81	0.94	1.97	1.07	0.31
90 - A200	7.87	5.12	6.50	0.16	0.39	1.81	0.94	1.97	1.07	0.31

* IEC preferential series

SK 930072.1 - NEMA N56C, N140TC**SK 93072.1 - NEMA N56C, N140TC****SK 93172.1 - NEMA N56C, N140TC**

NEMA	Øa	Øb	Øe	f	s	o	Ød	l	t	u
N56C	6.54	4.49	5.87	0.16	0.43	1.46	0.63	2.06	0.71	0.19
N140TC	6.54	4.49	5.87	0.16	0.43	1.93	0.87	2.12	0.96	0.19


**IEC
NEMA**
SK 93372.1† - IEC 63 ... 100
SK 93772.1† - IEC 63 ... 112
SK 93672.1† - IEC 63 ... 112


IEC	Øa	Øb	Øe	f	s	o	Ød	l	t	u
63 - C90*	3.54	2.36	2.95	0.16	0.22	1.26				
63 - C120	4.72	3.15	3.94	0.16	0.26	1.26	0.43	0.91	0.50	0.16
63 - A140	5.51	3.74	4.53	0.16	0.35	1.26				
71 - C105*	4.13	2.76	3.35	0.16	0.28	1.26				
71 - C140	5.51	3.74	4.53	0.16	0.35	1.26	0.55	1.18	0.64	0.20
71 - A160	6.30	4.33	5.12	0.16	0.35	1.26				
80 - C120*	4.72	3.15	3.94	0.16	0.26	1.26				
80 - C160	6.30	4.33	5.12	0.16	0.35	1.26	0.75	1.57	0.86	0.24
80 - A200	7.87	5.12	6.50	0.16	0.39	1.26				
90 - C140*	5.51	3.74	4.53	0.16	0.35	1.81				
90 - C160	6.30	4.33	5.12	0.16	0.35	1.81	0.94	1.97	1.07	0.31
90 - A200	7.87	5.12	6.50	0.16	0.39	1.81				
100 - C160†*	6.30	4.33	5.12	0.20	0.35	1.42				
100 - C200†	7.87	5.12	6.50	0.20	0.35	1.42	1.10	2.36	1.23	0.31
100 - A250†	9.84	7.09	8.46	0.20	0.47	1.42				
112 - C160†*	6.30	4.33	5.12	0.20	0.35	1.42				
112 - C200†	7.87	5.12	6.50	0.20	0.35	1.42	1.10	2.36	1.23	0.31
112 - A250†	9.84	7.09	8.46	0.20	0.47	1.42				

* IEC preferential series

SK 93372.1 - NEMA N56C ... N180TC
SK 93772.1 - NEMA N56C ... N180TC
SK 93672.1 - NEMA N56C ... N180TC

NEMA	Øa	Øb	Øe	f	s	o	Ød	l	t	u
N56C	6.54	4.49	5.87	0.16	0.43	1.46	0.63	2.06	0.71	0.19
N140TC	6.54	4.49	5.87	0.16	0.43	1.93	0.87	2.12	0.96	0.19
N180TC	9.17	8.50	7.25	0.24	0.55	2.17	1.14	2.85	1.25	0.25

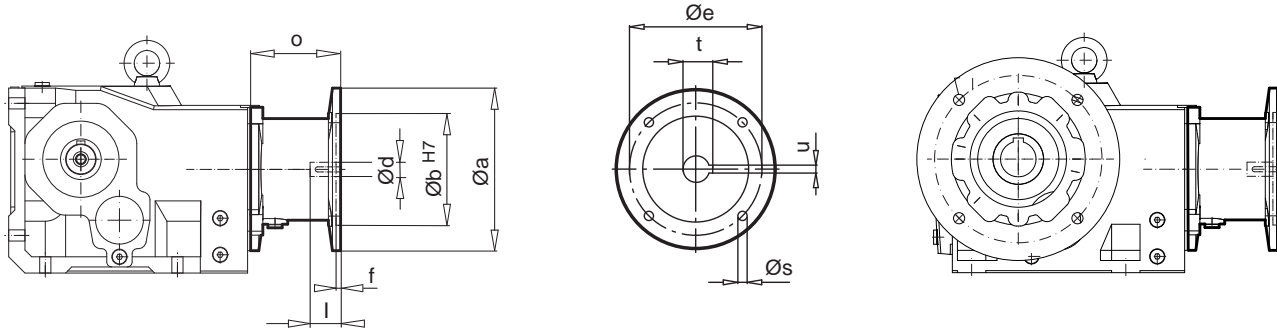
**IEC
NEMA**



NORD
DRIVESYSTEMS

SK 9012.1 - IEC 63 ... 112
SK 9016.1 - IEC 63 ... 112

SK 9022.1 - IEC 63 ... 112
SK 9032.1* - IEC 71 ... 132



IEC	Øa	Øb	Øc	f	Øs	o	Ød	l	t	u
IEC 63	5.51	3.74	4.53	0.16	M8	3.33	0.43	0.91	0.50	0.16
IEC 71	6.30	4.33	5.12	0.18	M8	3.48 (3.46*)	0.55	1.18	0.64	0.20
IEC 80	7.87	5.12	6.50	0.18	M10	4.17 (4.25*)	0.75	1.57	0.86	0.24
IEC 90	7.87	5.12	6.50	0.18	M10	4.17 (4.25*)	0.94	1.97	1.07	0.31
IEC 100	9.84	7.09	8.46	0.20	M12	4.92	1.10	2.36	1.23	0.31
IEC 112	9.84	7.09	8.46	0.20	M12	4.92	1.10	2.36	1.23	0.31
IEC 132	11.81	9.06	10.43	0.20	M12	6.14	1.50	3.15	1.63	0.39

SK 9012.1 - NEMA N56C ... N180TC
SK 9016.1 - NEMA N56C ... N180TC

SK 9022.1 - NEMA N56C ... N180TC
SK 9032.1 - NEMA N56C ... N210TC

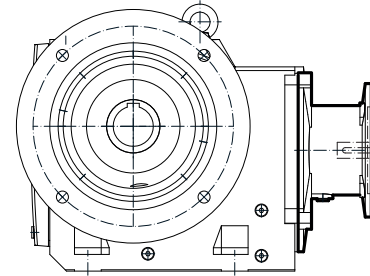
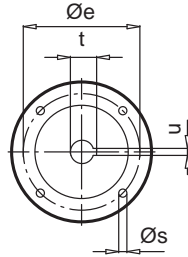
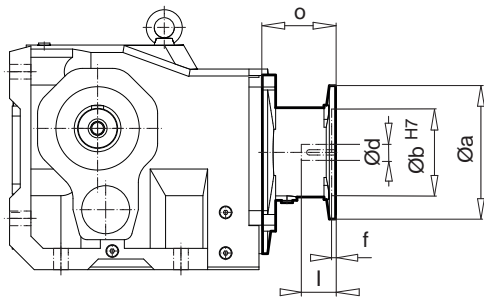
NEMA	Øa	Øb	Øc	f	Øs	o	Ød	l	t	u
N56C	6.54	4.50	5.87	0.18	0.43	4.45 (4.61*)	0.63	2.06	0.71	0.19
N140TC	6.54	4.50	5.87	0.18	0.43	4.45 (4.61*)	0.87	2.12	0.96	0.19
N180TC	9.17	8.50	7.25	0.23	0.59	5.65 (6.65*)	1.13	2.62	1.24	0.25
N210TC	9.17	8.50	7.25	0.23	0.59	6.65	1.37	3.12	1.52	0.31



**IEC, AI
NEMA, AN**

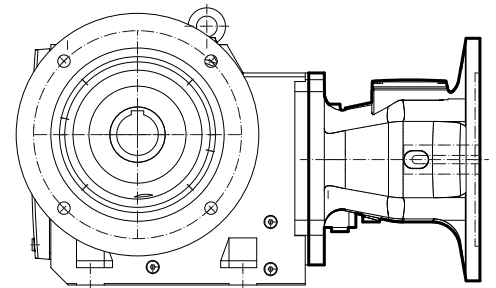
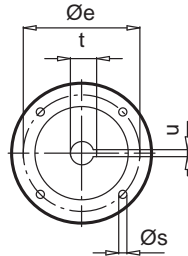
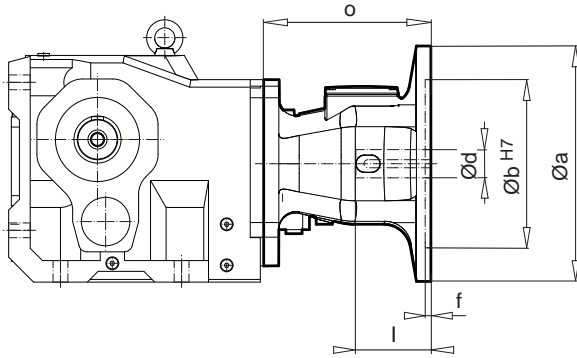
SK 9042.1 - IEC 90 ... 132
SK 9052.1 - IEC 90 ... 132

SK 9072.1* - IEC 100 ... 132
SK 9082.1* - IEC 132



SK 9042.1 - AI 160
SK 9052.1 - AI 160, AI 180

SK 9072.1 - AI 160 ... 225
SK 9082.1 - AI 160 ... 315



IEC	Ø a	Ø b	Ø e	f	Ø s	o	Ø d	l	t	u
IEC 90	7.87	5.12	6.50	0.18	M10	4.27	0.94	1.97	1.07	0.31
IEC 100	9.84	7.09	8.46	0.20	M12	5.24 (5.00*)	1.10	2.36	1.23	0.31
IEC 112	9.84	7.09	8.46	0.20	M12	5.24 (5.00*)	1.10	2.36	1.23	0.31
IEC 132	11.81	9.06	10.43	0.20	M12	7.48 (6.97*)	1.50	3.15	1.63	0.39
AI 160	13.78	9.84	11.81	0.28	M16	9.72	1.65	4.33	1.78	0.47
AI 180	13.78	9.84	11.81	0.28	M16	9.72	1.89	4.33	2.04	0.55
AI 200	15.75	11.81	13.78	0.28	M16	9.88	2.17	4.33	2.33	0.63
AI 225	17.72	13.78	15.75	0.28	M16	11.93	2.36	5.51	2.54	0.71
AI 250	21.65	17.72	19.69	0.28	M16	13.33	2.56	5.51	2.73	0.71
AI 280	21.65	17.72	19.69	0.28	M16	13.33	2.95	5.51	3.15	0.79
AI 315	25.98	21.65	23.62	0.28	M20	15.75	3.15	6.69	3.36	0.87

SK 9042.1 - NEMA N56C ... AN250TC
SK 9052.1 - NEMA N56C ... AN280TC

SK 9072.1*† - NEMA N180TC ... AN360TC
SK 9082.1* - NEMA N180TC ... AN360TC

NEMA	Ø a	Ø b	Ø e	f	Ø s	o	Ø d	l	t	u
N56C	6.54	4.50	5.87	0.18	0.43	4.33	0.63	2.06	0.71	0.19
N140TC	6.54	4.50	5.87	0.18	0.43	4.33	0.87	2.12	0.96	0.19
N180TC	9.17	8.50	7.25	0.23	0.59	7.91 (7.52*)	1.13	2.62	1.24	0.25
N210TC	9.17	8.50	7.25	0.23	0.59	7.91 (7.52*)	1.37	3.12	1.52	0.31
AN250TC	9.17 (9.25*)	8.50	7.25	0.23	0.53	9.28 (9.56*)	1.63	3.75	1.80	0.37
AN280TC	13.78	10.50	9.00	0.23	0.53 (0.69*)	9.95	1.87	4.38	2.03	0.50
AN320TC	15.75	12.50	11.00	0.23	0.69	10.11	2.13	5.00	2.35	0.50
AN360TC	21.65	12.50	11.00	0.16 (0.20†)	0.69	14.67 (12.13†)	2.37	5.62	2.65	0.63

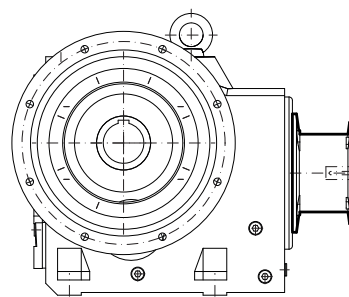
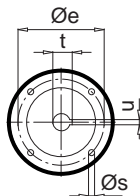
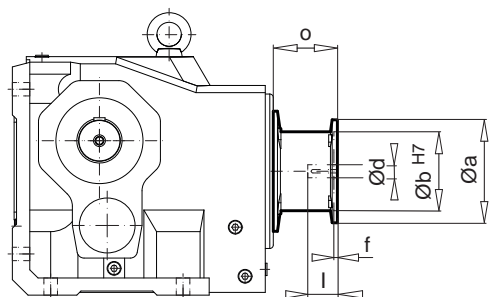
**IEC, AI
NEMA, AN**



NORD
DRIVESYSTEMS

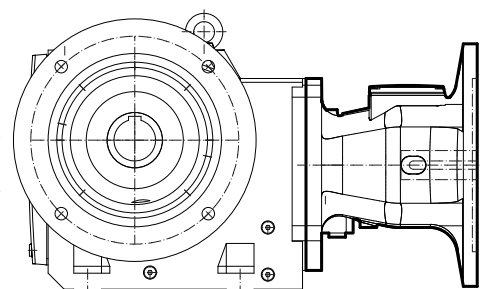
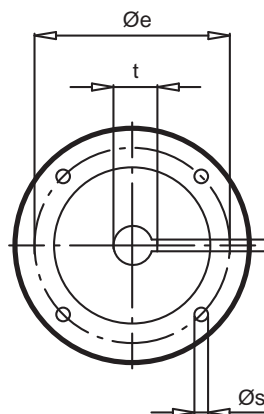
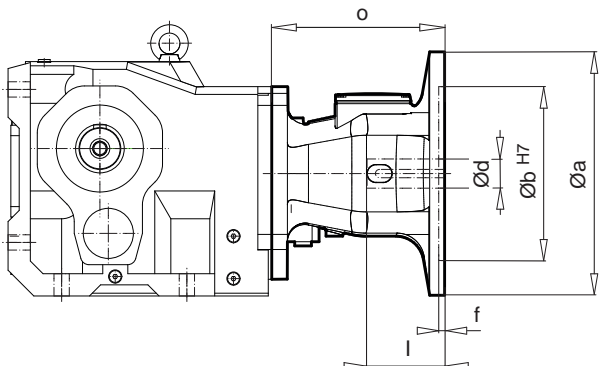
**SK 9086.1 - IEC 132
SK 9092.1 - IEC 132**

SK 9096.1 - IEC 132



**SK 9086.1 - AI 160 ... 315
SK 9092.1 - AI 160 ... 315**

SK 9096.1 - AI 160 ... 315

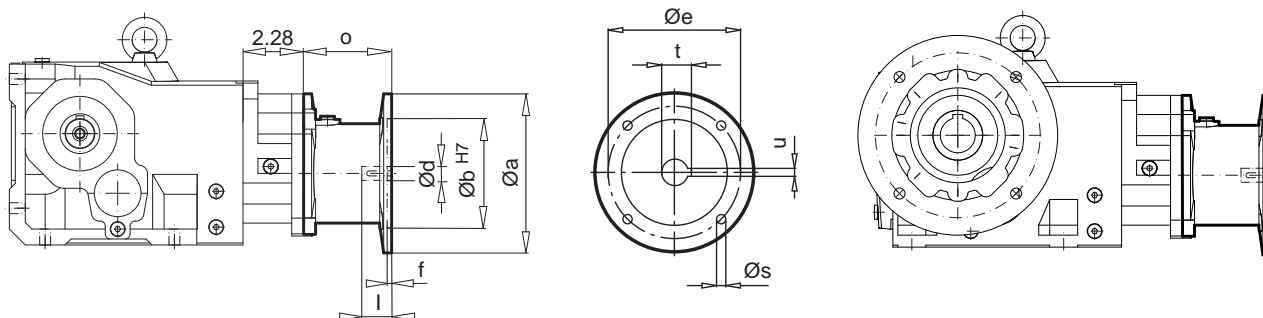


IEC	Øa	Øb	Øe	f	Øs	o	Ød	l	t	u
IEC 132	11.81	9.06	10.43	0.20	M12	6.97	1.50	3.15	1.63	0.39
AI 160	13.78	9.84	11.81	0.28	M16	9.72	1.65	4.33	1.78	0.47
AI 180	13.78	9.84	11.81	0.28	M16	9.72	1.89	4.33	2.04	0.55
AI 200	15.75	11.81	13.78	0.28	M16	9.88	2.17	4.33	2.33	0.63
AI 225	17.72	13.78	15.75	0.28	M16	11.93	2.36	5.51	2.54	0.71
AI 250	21.65	17.72	19.69	0.28	M16	13.33	2.56	5.51	2.73	0.71
AI 280	21.65	17.72	19.69	0.28	M16	13.33	2.95	5.51	3.15	0.79
AI 315	25.98	21.65	23.62	0.28	M20	15.75	3.15	6.69	3.36	0.87

**SK 9086.1 - NEMA N180TC... AN360TC
SK 9092.1 - NEMA N180TC... AN360TC**

SK 9096.1 - NEMA N180TC... AN360TC

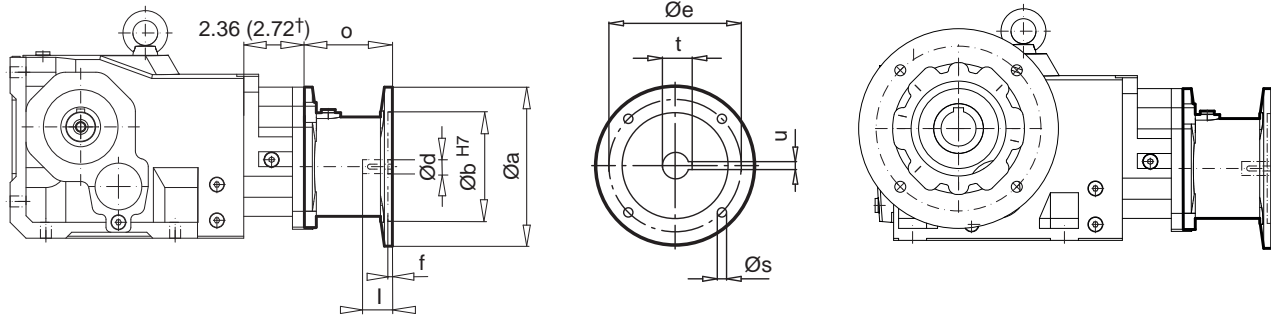
NEMA	Øa	Øb	Øe	f	Øs	o	Ød	l	t	u
N180TC	9.17	8.50	7.25	0.23	0.59	7.52	1.13	2.62	1.24	0.25
N210TC	9.17	8.50	7.25	0.23	0.59	7.52	1.37	3.12	1.52	0.31
AN250TC	9.25	8.50	7.25	0.23	0.53	9.56	1.63	3.75	1.80	0.37
AN280TC	13.78	10.50	9.00	0.23	0.69	9.95	1.87	4.38	2.03	0.50
AN320TC	15.75	12.50	11.00	0.23	0.69	10.11	2.13	5.00	2.35	0.50
AN360TC	21.65	12.50	11.00	0.16	0.69	14.67	2.37	5.62	2.65	0.63


**IEC
NEMA**
SK 9013.1 - IEC 63 ... 80
SK 9017.1 - IEC 63, 71
SK 9023.1 - IEC 63, 71


IEC	$\varnothing a$	$\varnothing b$	$\varnothing e$	f	$\varnothing s$	o	$\varnothing d$	l	t	u
IEC 63	5.51	3.74	4.53	0.16	M8	3.33	0.43	0.91	0.50	0.16
IEC 71	6.30	4.33	5.12	0.18	M8	3.48	0.55	1.18	0.64	0.20
IEC 80	7.87	5.12	6.50	0.18	M10	4.17	0.75	1.57	0.86	0.24

SK 9013.1 - NEMA N56C
SK 9017.1 - NEMA N56C
SK 9023.1 - NEMA N56C

NEMA	$\varnothing a$	$\varnothing b$	$\varnothing e$	f	$\varnothing s$	o	$\varnothing d$	l	t	u
N56C	6.54	4.50	5.87	0.18	0.43	4.45	0.63	2.06	0.71	0.19


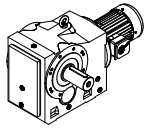
**IEC
NEMA****NORD**
DRIVESYSTEMS**SK 9033.1 - IEC 63 ... 90**
SK 9043.1*† - IEC 71 ... 112**SK 9053.1*† - IEC 71 ... 112**

IEC	Øa	Øb	Øe	f	Øs	o	Ød	l	t	u
IEC 63	5.51	3.74	4.53	0.16	M8	3.33	0.43	0.91	0.50	0.16
IEC 71	6.30	4.33	5.12	0.18	M8	3.48 (3.46*)	0.55	1.18	0.64	0.20
IEC 80	7.87	5.12	6.50	0.18	M10	4.17 (4.25*)	0.75	1.57	0.86	0.24
IEC 90	7.87	5.12	6.50	0.18	M10	4.17 (4.25*)	0.94	1.97	1.07	0.31
IEC 100	9.84	7.09	8.46	0.20	M12	4.92	1.10	2.36	1.23	0.31
IEC 112	9.84	7.09	8.46	0.20	M12	4.92	1.10	2.36	1.23	0.31

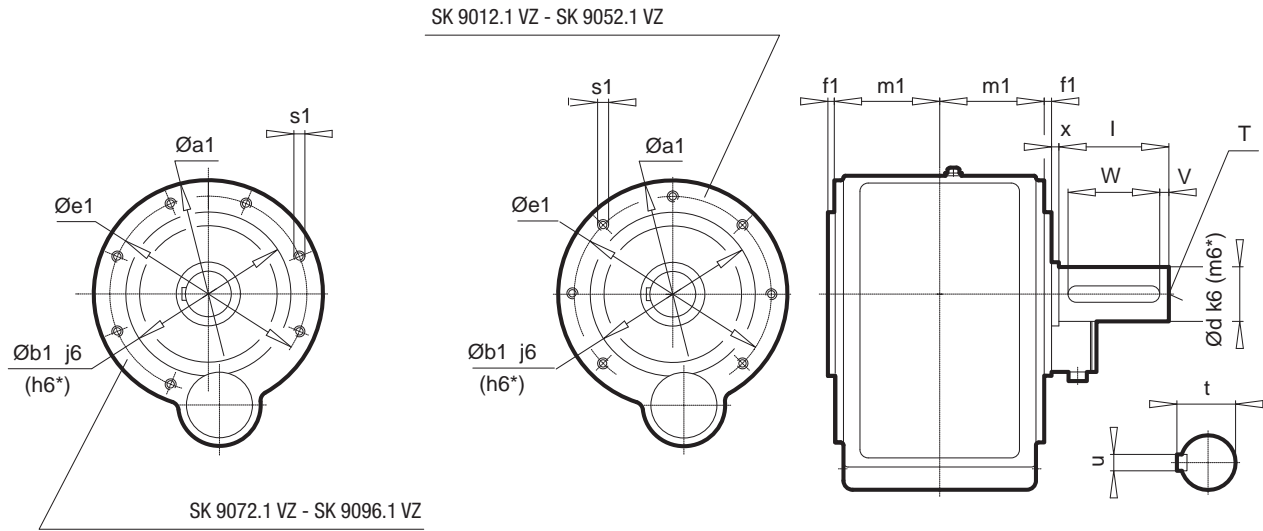
SK 9033.1 - NEMA N56C, N140TC
SK 9043.1*† - NEMA N56C ... N180TC**SK 9053.1*† - NEMA N56C ... N210TC**

NEMA	Øa	Øb	Øe	f	Øs	o	Ød	l	t	u
N56C	6.54	4.50	5.87	0.18	0.43	4.45 (4.61*)	0.63	2.06	0.71	0.19
N140TC	6.54	4.50	5.87	0.18	0.43	4.45 (4.61*)	0.87	2.12	0.96	0.19
N180TC	9.17	8.50	7.25	0.23	0.59	6.65	1.13	2.62	1.24	0.25
N210TC	9.17	8.50	7.25	0.23	0.59	6.65	1.37	3.12	1.52	0.31

VZ



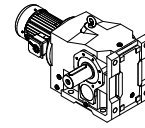

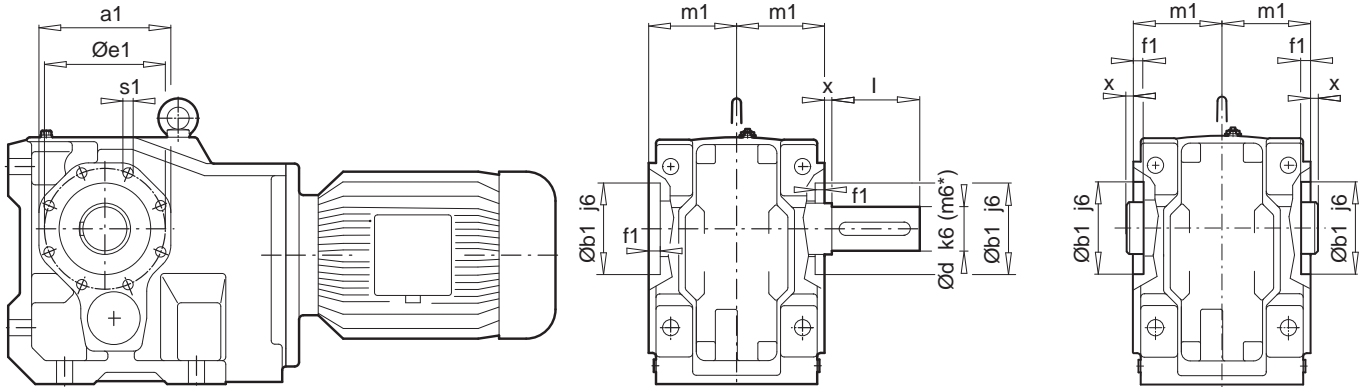
SK ... VZ



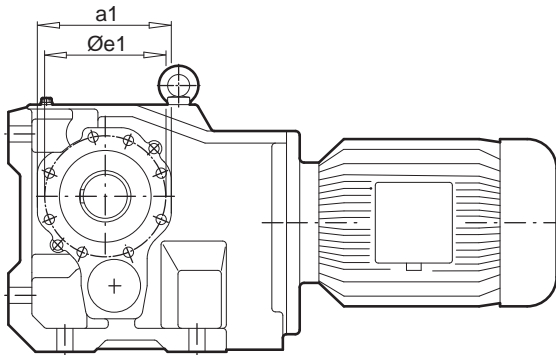
Helical Bevel Gear Units

Unit Type	a1	b1	e1	f1	s1 [†]	m1	d	l	t	u	v	w	x	T [†]
SK 9012.1 VZ SK 9013.1 VZ	5.51	3.74	4.53	0.12	M8 x 13	2.68	1.18	2.36	1.30	0.31	0.20	1.97	0.16	M10
SK 9016.1 VZ SK 9017.1 VZ	5.51	3.74	4.53	0.12	M8 x 13	2.68	1.38	2.76	1.50	0.39	0.20	2.36	0.16	M12
SK 9022.1 VZ SK 9023.1 VZ	6.30	4.33	5.12	0.16	M8 x 13	3.23	1.38	2.76	1.50	0.39	0.20	2.36	0.20	M12
SK 9032.1 VZ SK 9033.1 VZ	7.87	5.12	6.50	0.12	M10 x 16	3.82	1.77	3.54	1.91	0.55	0.20	3.15	0.24	M16
SK 9042.1 VZ SK 9043.1 VZ	9.84	7.09	8.46	0.28	M12 x 20	4.25	2.36*	4.72	2.52	0.71	0.39	3.94	0.20	M20
SK 9052.1 VZ SK 9053.1 VZ	11.81	9.06	10.43	0.16	M12 x 20	5.55	2.76*	5.51	2.93	0.79	0.59	4.33	0.24	M20
SK 9072.1 VZ SK 9072.1/32 VZ SK 9072.1/42 VZ	13.78	9.84*	11.81	0.20	M16 x 025	6.50	3.54*	6.69	3.74	0.98	0.59	5.51	0.67	M24
SK 9082.1 VZ SK 9082.1/42 VZ SK 9082.1/52 VZ	15.75	11.81*	13.78	0.28	M16 x 25	7.68	4.33*	8.27	4.57	1.10	0.59	7.09	0.31	M24
SK 9086.1 VZ SK 9086.1/52 VZ	17.72	13.78*	15.75	0.28	M20 x 30	9.25	4.72*	8.27	5.00	1.26	0.59	7.09	0.31	M24
SK 9092.1 VZ SK 9092.1/52 VZ	17.72	13.78*	15.75	0.28	M20 x 30	11.34	5.51*	9.84	5.83	1.42	0.59	8.66	0.39	M24
SK 9096.1 VZ SK 9096.1/62 VZ	21.65	17.72*	19.69	0.26	M24 x 30	12.60	7.48*	12.60	7.87	1.77	0.39	11.81	0.41	M30 x 60

[†] Listed in mm.


**VXZ
AXZ**
SK ... VXZ

SK9052.1 VXZ (AXZ)**

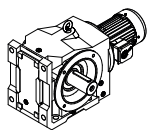
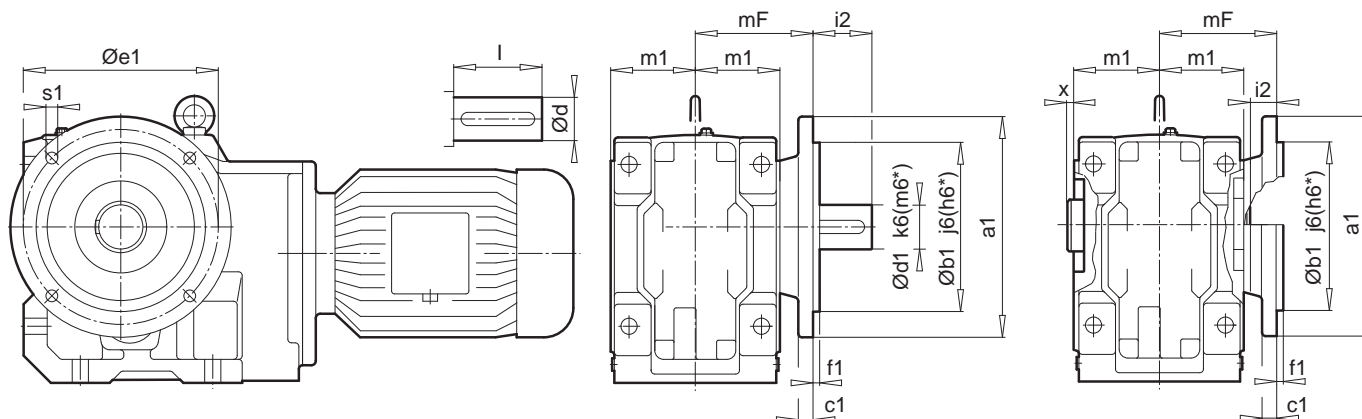
(On inquiries and orders please specify a1 and Øe1 dimensions)



Unit Type		a1	b1	e1	f1	s1 [†]	m1	d	l	x
SK 9012.1	VXZ (AXZ)	4.33	2.95	3.94	0.16	M8 x 13	2.80	1.18	2.36	0.16
SK 9013.1	VXZ (AXZ)	4.33	2.95	3.94	0.16	M8 x 13	2.80	1.38	2.76	0.16
SK 9016.1	VXZ (AXZ)	4.33	2.95	3.94	0.16	M8 x 13	2.80	1.38	2.76	0.16
SK 9017.1	VXZ (AXZ)	4.33	2.95	3.94	0.16	M8 x 13	2.80	1.38	2.76	0.16
SK 9022.1	VXZ (AXZ)	4.92	3.54	4.53	0.16	M8 x 13	3.39	1.38	2.76	0.20
SK 9023.1	VXZ (AXZ)	4.92	3.54	4.53	0.16	M8 x 13	3.39	1.38	2.76	0.20
SK 9032.1	VXZ (AXZ)	5.91	3.94	5.12	0.20	M10 x 16	3.94	1.77	3.54	0.24
SK 9033.1	VXZ (AXZ)	5.91	3.94	5.12	0.20	M10 x 16	3.94	1.77	3.54	0.24
SK 9042.1	VXZ (AXZ)	7.09	4.92	6.50	0.20	M12 x 20	4.53	2.36*	4.72	0.20
SK 9043.1	VXZ (AXZ)	7.09	4.92	6.50	0.20	M12 x 20	4.53	2.36*	4.72	0.20
SK 9052.1**	VXZ (AXZ)	9.06	7.09	8.07	0.20	M12 x 20	5.71	2.76*	5.51	0.24
SK 9053.1	VXZ (AXZ)	9.06	7.09	8.07	0.20	M12 x 20	5.71	2.76*	5.51	0.24
SK 9072.1	VXZ (AXZ)	9.84	7.09	8.46	0.20	M12 x 20	6.69	3.54*	6.69	0.67
SK 9072.1/32	VXZ (AXZ)	9.84	7.09	8.46	0.20	M12 x 20	6.69	3.54*	6.69	0.67
SK 9072.1/42	VXZ (AXZ)	9.84	7.09	8.46	0.20	M12 x 20	6.69	3.54*	6.69	0.67
SK 9082.1	VXZ (AXZ)	11.81	9.06	10.43	0.20	M12 x 20	7.87	4.33*	8.27	0.31
SK 9082.1/42	VXZ (AXZ)	11.81	9.06	10.43	0.20	M12 x 20	7.87	4.33*	8.27	0.31
SK 9082.1/52	VXZ (AXZ)	11.81	9.06	10.43	0.20	M12 x 20	7.87	4.33*	8.27	0.31
SK 9086.1	VXZ (AXZ)	13.78	9.84	11.81	0.59	M16 x 25	9.37	4.72*	8.27	0.31
SK 9086.1/52	VXZ (AXZ)	13.78	9.84	11.81	0.59	M16 x 25	9.37	4.72*	8.27	0.31
SK 9092.1	VXZ	15.75	11.42	13.78	0.71	M20 x 30	9.37	4.72*	8.27	0.31
SK 9092.1/52	VXZ	15.75	11.42	13.78	0.71	M20 x 30	9.37	4.72*	8.27	0.31
SK 9096.1	VXZ	17.32	12.20	15.75	0.71	M20 x 30	12.85	7.48*	12.60	0.41
SK 9096.1/62	VXZ	17.32	12.20	15.75	0.71	M20 x 30	12.85	7.48*	12.60	0.41

[†] Listed in mm.

 Helical Bevel
Gear Units

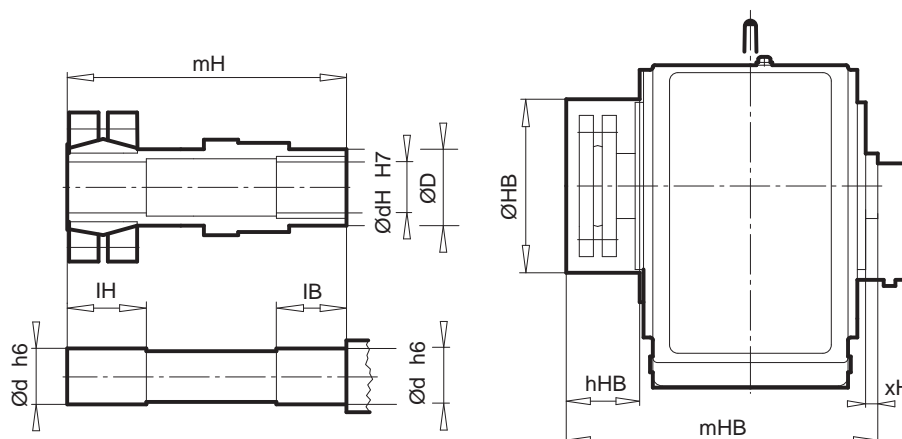
**VXF
AXF**
SK ... VXF**SK ... AXF**

Unit Type		a1	b1	c1	e1	f1	s1	i2	m1	mF	d	l	x
SK 9012.1	VXF (AXF)	6.30	4.33	0.47	5.12	0.14	0.35	1.34 (1.06)	2.80	3.98	1.18	2.36	0.12
SK 9013.1	VXF (AXF)												
SK 9016.1	VXF (AXF)	6.30	4.33	0.47	5.12	0.14	0.35	1.73 (1.06)	2.80	3.98	1.38	2.76	0.12
SK 9017.1	VXF (AXF)							1.34 (1.06)					
SK 9022.1	VXF (AXF)	7.87	5.12	0.47	6.50	0.14	0.43	1.54 (1.22)	3.39	4.76	1.38	2.76	0.16
SK 9023.1	VXF (AXF)												
SK 9032.1	VXF (AXF)	9.84	7.09	0.63	8.46	0.16	0.53	2.20 (1.38)	3.94	5.51	1.77	3.54	0.20
SK 9033.1	VXF (AXF)												
SK 9042.1	VXF (AXF)	11.81	9.06	0.79	10.43	0.16	0.53	3.15 (1.57)	4.53	6.30	2.36*	4.72	0.20
SK 9043.1	VXF (AXF)												
SK 9052.1	VXF (AXF)	13.78	9.84*	0.79	11.81	0.20	0.69	3.39 (2.17)	5.71	8.07	2.76	5.51	0.20
SK 9053.1	VXF (AXF)												
SK 9072.1	VXF (AXF)	15.75	11.81*	0.79	13.78	0.20	0.71	4.41 (2.56)	6.69	9.25	3.54*	6.69	0.00
SK 9072.1/32	VXF (AXF)												
SK 9072.1/42	VXF (AXF)												



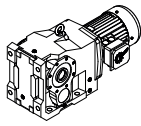
AZVSH

SK ... AZVSH



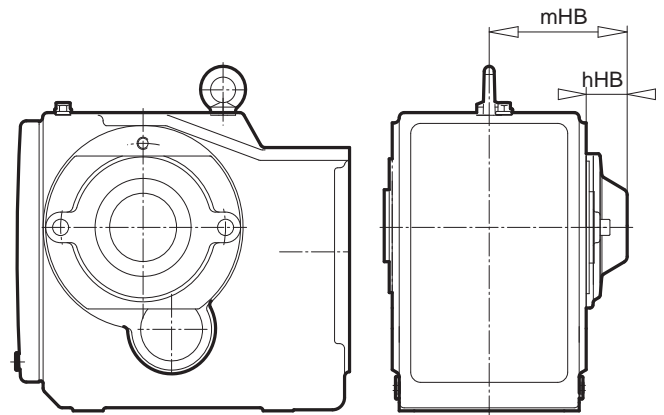
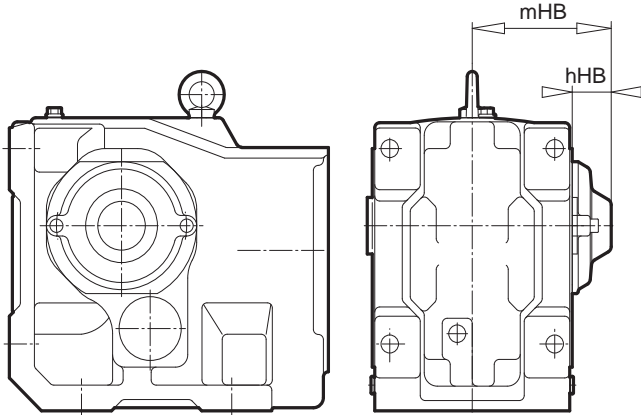
Unit Type	D	dH	d	IB	IH	mH	xH	hHB	HB	mHB	
SK 9072.1 SK 9072.1/32 SK 9072.1/42	AZVSH AZVSH AZVSH	4.72	3.74 (3.35)	3.74 (3.35)	3.15	4.33	18.27	0.20	6.69	0.67	19.17
SK 9082.1 SK 9082.1/42 SK 9082.1/52	AZVSH AZVSH AZVSH	5.51	4.33	4.33	3.15	6.30	23.11	0.31	8.27	0.31	24.13
SK 9086.1 SK 9086.1/52	AZVSH AZVSH	6.30	5.12	5.12	3.15	6.69	26.54	0.31	8.27	0.31	28.35
SK 9092.1 SK 9092.1/52	AZVSH AZVSH	7.87	5.91	5.91	3.94	5.12	29.69	0.39	9.84	0.39	32.60
SK 9096.1 SK 9096.1/62	AZVSH AZVSH	7.87	6.30	6.10	3.74	9.02	35.59	0.41	12.60	0.41	36.57

**AXZH
AZH
AXH**

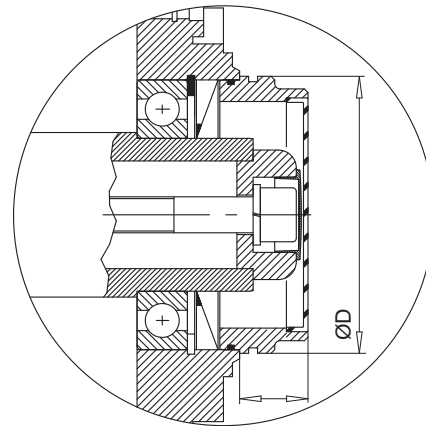


SK ... AXZH

SK ... AZH




**SK ... AZH66
SK ... AXH66**



Unit Type		hHB	mHB
SK 9012.1	AXZH	1.46	4.25
SK 9012.1	AZH	1.65	4.33
SK 9013.1	AXZH	1.46	4.25
SK 9013.1	AZH	1.65	4.33
SK 9016.1	AXZH	1.46	4.25
SK 9016.1	AZH	1.65	4.33
SK 9017.1	AXZH	1.46	4.25
SK 9017.1	AZH	1.65	4.33
SK 9022.1	AXZH	1.65	5.04
SK 9022.1	AZH	1.73	4.96
SK 9023.1	AXZH	1.65	5.04
SK 9023.1	AZH	1.73	4.96
SK 9032.1	AXZH	1.73	5.67
SK 9032.1	AZH	1.85	5.67
SK 9033.1	AXZH	1.73	5.67
SK 9033.1	AZH	1.85	5.67
SK 9042.1	AXZH	1.77	6.30
SK 9042.1	AZH	2.17	6.42
SK 9043.1	AXZH	1.77	6.30
SK 9043.1	AZH	2.17	6.42
SK 9052.1	AXZH	1.85	7.56
SK 9052.1	AZH	2.36	7.91
SK 9053.1	AXZH	1.85	7.56
SK 9053.1	AZH	2.36	7.91
SK 9072.1	AXZH	2.09	8.78
SK 9072.1	AZH	2.44	8.94
SK 9082.1	AXZH	2.36	10.24
SK 9082.1	AZH	2.56	10.24
SK 9086.1	AXZH	2.09	11.46
SK 9086.1	AZH	3.31	12.56
SK 9092.1	AXZH	2.56	14.17
SK 9092.1	AZH	3.31	14.65
SK 9096.1	AXZH	3.31	16.16
SK 9096.1	AZH	2.28	14.88

Unit Type				D	L
SK 9012.1	AXH66	SK 9013.1	AXH66	3.15	0.98
SK 9012.1	AZH66	SK 9013.1	AZH66	3.35	1.10
SK 9016.1	AXH66	SK 9017.1	AXH66	3.15	0.98
SK 9016.1	AZH66	SK 9017.1	AZH66	3.35	1.10
SK 9022.1	AXH66	SK 9023.1	AXH66	3.74	1.18
SK 9022.1	AZH66	SK 9023.1	AZH66	4.09	1.34
SK 9032.1	AXH66	SK 9033.1	AXH66	4.09	1.34
SK 9032.1	AZH66	SK 9033.1	AZH66	4.53	1.38
SK 9042.1	AXH66	SK 9043.1	AXH66	4.09	1.38
SK 9042.1	AZH66	SK 9043.1	AZH66	5.71	1.50
SK 9052.1	AXH66	SK 9053.1	AXH66	7.40	1.73
SK 9052.1	AZH66	SK 9053.1	AZH66	7.40	1.73
SK 9072.1	AXH66			7.40	1.73
SK 9072.1	AZH66			7.40	1.73
SK 9082.1	AXH66			9.65	1.97
SK 9082.1	AZH66			10.24	2.13
SK 9086.1	AXH66			10.24	2.13
SK 9086.1	AZH66			13.82	1.97

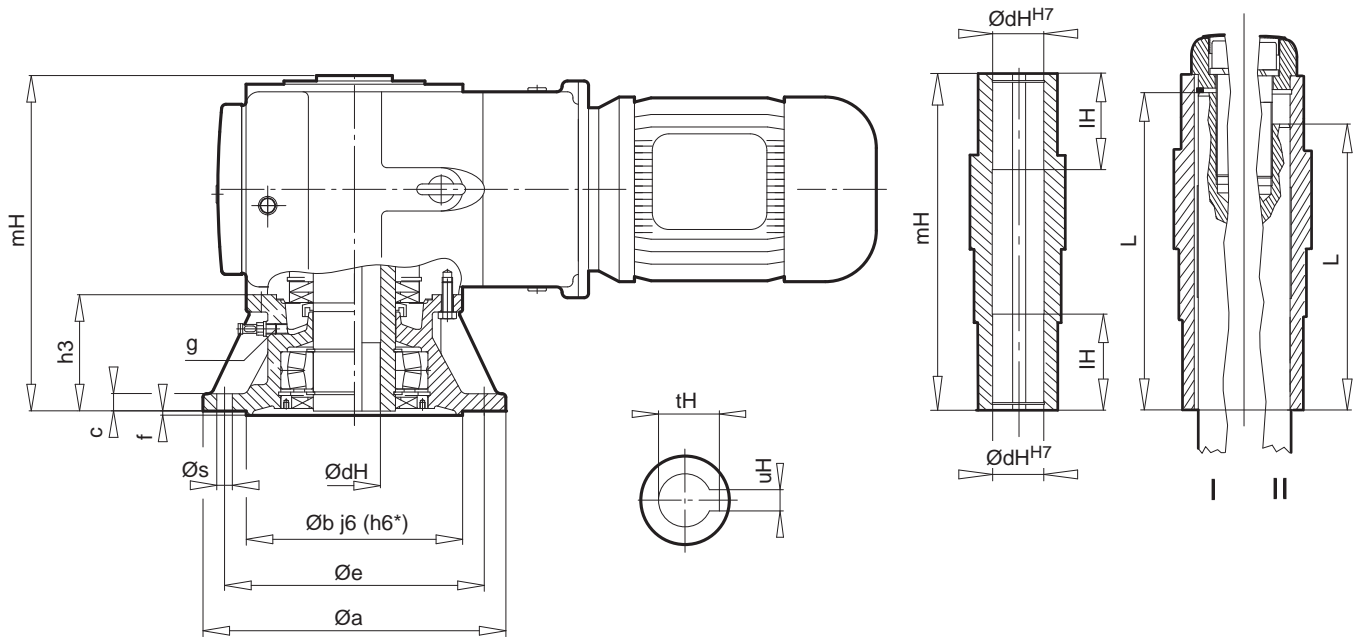
Helical Bevel Gear Units



AF(B)VL2 AF(B)VL3

SK ... AFVL ⇒ A22

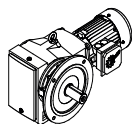
SK ... AF(B)VL



Unit Type		a	b	c	e	f	h3	s	g [†]	dH / d	uH	tH	mH	IH	L I	L II
SK 9012.1	AF ..	7.87	5.12	0.47	6.50	0.14	2.95	4 x 0.43	M12 x 1.50	1.38	0.39	1.51	8.58	1.97	8.27	7.48
SK 9013.1	AF ..															
SK 9016.1	AF ..	7.87	5.12	0.47	6.50	0.14	2.95	4 x 0.43	M12 x 1.50	1.38	0.39	1.52	8.58	1.97	8.22	7.48
SK 9017.1	AF ..															
SK 9022.1	AF ..	9.84	7.09	0.63	8.46	0.16	3.39	4 x 0.53	M12 x 1.50	1.57	0.47	1.70	10.16	2.36	9.76	8.98
SK 9023.1	AF ..															
SK 9032.1	AF ..	11.81	9.06	0.79	10.43	0.16	3.35	4 x 0.55	M12 x 1.50	1.97	0.55	2.12	11.30	2.76	10.88	9.72
SK 9033.1	AF ..															
SK 9042.1	AF ..	13.78	9.84*	0.79	11.81	0.20	5.30	4 x 0.71	M12 x 1.50	2.36	0.71	2.54	14.27	3.15	13.79	12.50 (12.70)
SK 9043.1	AF ..															
SK 9052.1	AF ..	15.75	11.81*	0.87	13.78	0.20	6.54	4 x 0.71	M24 x 1.50	2.76	0.79	2.95	17.99	3.94	17.51	16.22
SK 9053.1	AF ..															
SK 9072.1	AF ..	17.72	13.78*	0.94	15.75	0.20	7.24	8 x 0.71	M24 x 1.50	3.15	0.87	3.36	20.63	4.72	20.11	18.27
SK 9072.1/32	AF ..															
SK 9072.1/42	AF ..															
SK 9082.1	AF ..	21.65	17.72*	1.10	19.69	0.20	8.27	8 x 0.71	M30 x 2.00	4.33	1.10	4.58	24.21	5.51	23.62	21.85 (22.05)
SK 9082.1/42	AF ..															
SK 9082.1/52	AF ..															
SK 9086.1	AF ..	25.98	21.65*	1.26	23.62	0.24	10.31	8 x 0.87	M30 x 2.00	4.72	1.26	5.02	29.41	6.30	28.81	27.05
SK 9086.1/52	AF ..															

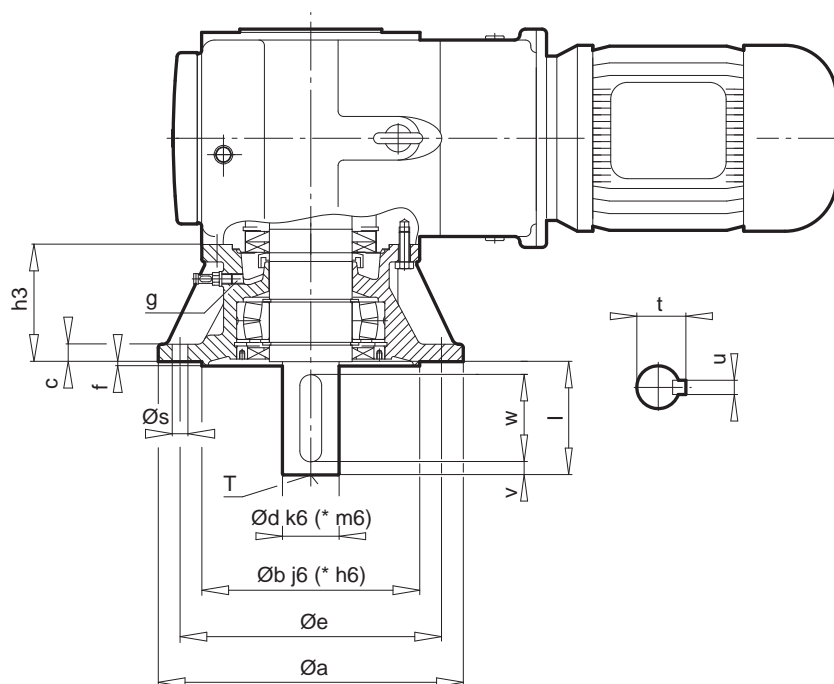
[†] Listed in mm.

VFVL2 VFVL3



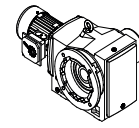

SK ... VFVL

⇒ A22



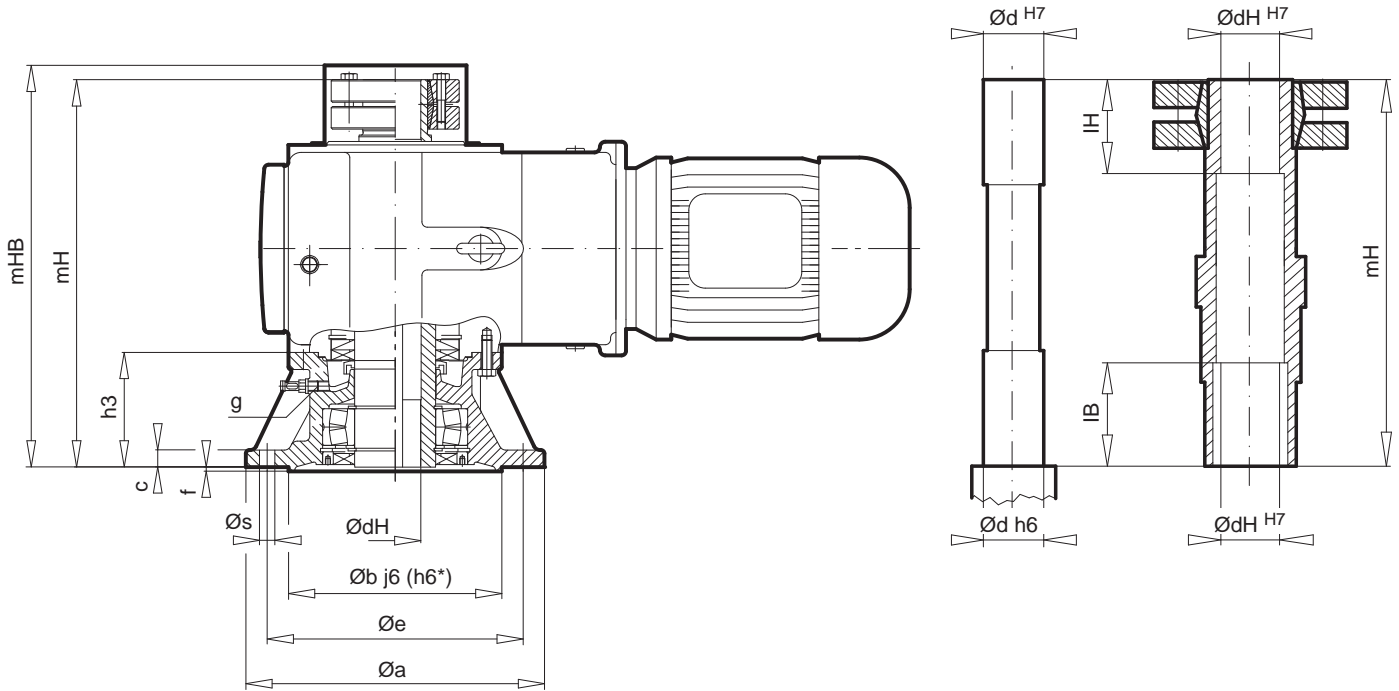
Unit Type		a	b	c	e	f	h3	s	g [†]	d	l	t	u	v	w	T [†]
SK 9012.1	VF ..	7.87	5.12	0.47	6.50	0.14	2.95	4 x 0.43	M12 x 1.50	1.18	2.36	1.30	0.31	0.20	1.97	M10
SK 9013.1	VF ..															
SK 9016.1	VF ..	7.87	5.12	0.47	6.50	0.14	2.95	4 x 0.43	M12 x 1.50	1.38	2.76	1.50	0.39	0.28	2.20	M12
SK 9017.1	VF ..															
SK 9022.1	VF ..	9.84	7.09	0.63	8.46	0.16	3.39	4 x 0.55	M12 x 1.50	1.38	2.76	1.50	0.39	0.28	2.20	M12
SK 9023.1	VF ..															
SK 9032.1	VF ..	11.81	9.06	0.79	10.43	0.16	3.35	4 x 0.55	M12 x 1.50	1.77	3.54	1.91	0.55	0.20	3.15	M16
SK 9033.1	VF ..															
SK 9042.1	VF ..	13.78	9.84*	0.79	11.81	0.20	5.30	4 x 0.71	M12 x 1.50	2.56*	5.12	2.72	0.71	0.59	3.94	M20
SK 9043.1	VF ..															
SK 9052.1	VF ..	15.75	11.81*	0.87	13.78	0.20	6.54	4 x 0.71	M24 x 1.50	2.95*	5.51	3.13	0.79	0.30	4.92	M20
SK 9053.1	VF ..															
SK 9072.1	VF ..	17.72	13.78*	0.94	15.75	0.20	7.24	8 x 0.71	M24 x 1.50	3.54*	6.69	3.74	0.98	0.59	5.51	M24
SK 9072.1/32	VF ..															
SK 9072.1/42	VF ..															
SK 9082.1	VF ..	21.65	17.72*	1.10	19.69	0.20	8.27	8 x 0.71	M30 x 2.00	4.33*	8.27	4.57	1.10	0.59	7.09	M24
SK 9082.1/42	VF ..															
SK 9082.1/52	VF ..															
SK 9086.1	VF ..	25.98	21.65*	1.26	23.62	0.24	10.31	8 x 0.87	M30 x 2.00	4.72*	8.27	5.00	1.26	0.59	7.09	M24
SK 9086.1/52	VF ..															
SK 9092.1	VF ..	25.98	21.65	1.26	23.62	0.24	10.31	8 x 0.87	M30 x 2.00	5.51*	9.84	5.83	1.42	0.98	7.87	M24
SK 9092.1/52	VF ..															
SK 9096.1	VF ..	25.98	21.65	1.38	23.62	0.31	11.89	8 x 1.02	M30 x 2.00	7.48*	12.60	7.87	1.77	0.39	11.81	M30 x 60
SK 9096.1/62	VF ..															

[†] Listed in mm.



AFSHVL2 AFSHVL3

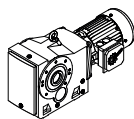
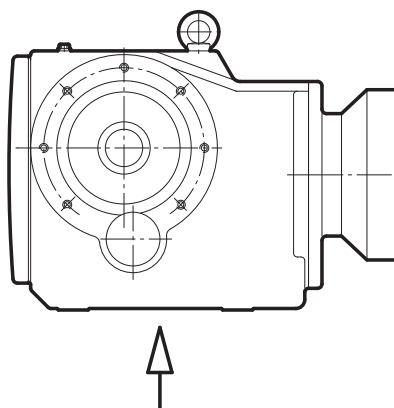
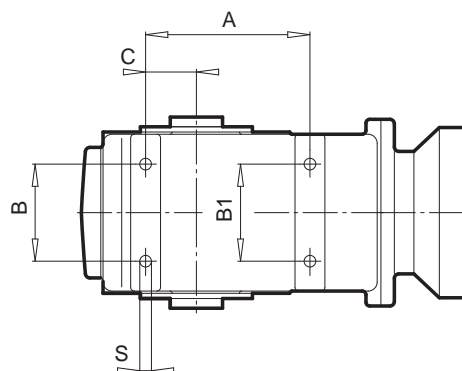
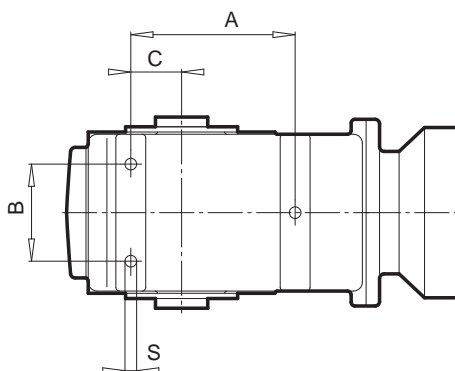
SK ... AFSHVL
⇒ □ A22



Unit Type	a	b	c	e	f	h3	s	g [†]	dH / d	mHB	mH	IB	IH
SK 9012.1 AFSH .. SK 9013.1 AFSH ..	7.87	5.12	0.47	6.50	0.14	2.95	4 x 0.43	M12 x 1.50	1.38	10.94	10.35	1.61	1.57
SK 9016.1 AFSH .. SK 9017.1 AFSH ..	7.87	5.12	0.47	6.50	0.14	2.95	4 x 0.43	M12 x 1.50	1.38	11.38	10.35	1.61	1.57
SK 9022.1 AFSH .. SK 9023.1 AFSH ..	9.84	7.09	0.63	8.46	0.16	3.39	4 x 0.53	M12 x 1.50	1.57	12.56	12.13	1.63	1.73
SK 9032.1 AFSH .. SK 9033.1 AFSH ..	11.81	9.06	0.79	10.43	0.16	3.35	4 x 0.55	M12 x 1.50	1.97	13.98	13.27	2.03	1.81
SK 9042.1 AFSH .. SK 9043.1 AFSH ..	13.78	9.84*	0.79	11.81	0.20	5.30	4 x 0.71	M12 x 1.50	2.36	17.56	16.83	2.42	2.28
SK 9052.1 AFSH .. SK 9053.1 AFSH ..	15.75	11.81*	0.87	13.78	0.20	6.54	4 x 0.71	M24 x 1.50	2.76	21.97	21.14	2.80	2.91
SK 9072.1 AFSH .. SK 9072.1/32 AFSH .. SK 9072.1/42 AFSH ..	17.72	13.78*	0.94	15.75	0.20	7.24	8 x 0.71	M24 x 1.50	3.15	24.76	23.98	3.19	3.23
SK 9082.1 AFSH .. SK 9082.1/42 AFSH .. SK 9082.1/52 AFSH ..	21.65	17.72*	1.10	19.69	0.20	8.27	8 x 0.71	M30 x 2.00	4.33	28.90	27.36	3.19	2.91
SK 9086.1 AFSH .. SK 9086.1/52 AFSH ..	25.98	21.65*	1.26	23.62	0.24	10.31	8 x 0.87	M30 x 2.00	4.92	35.12	33.50	3.19	3.86
SK 9092.1 AFSH .. SK 9092.1/52 AFSH ..	25.98	21.65*	1.26	23.62	0.24	10.31	8 x 0.87	M30 x 2.00	5.91	39.29	37.60	3.98	3.86
SK 9096.1 AFSH .. SK 9096.1/62 AFSH ..	25.98	21.65*	1.38	23.62	0.31	11.89	8 x 1.02	M30 x 2.00	6.30/6.10	44.65	42.87	3.74	5.51

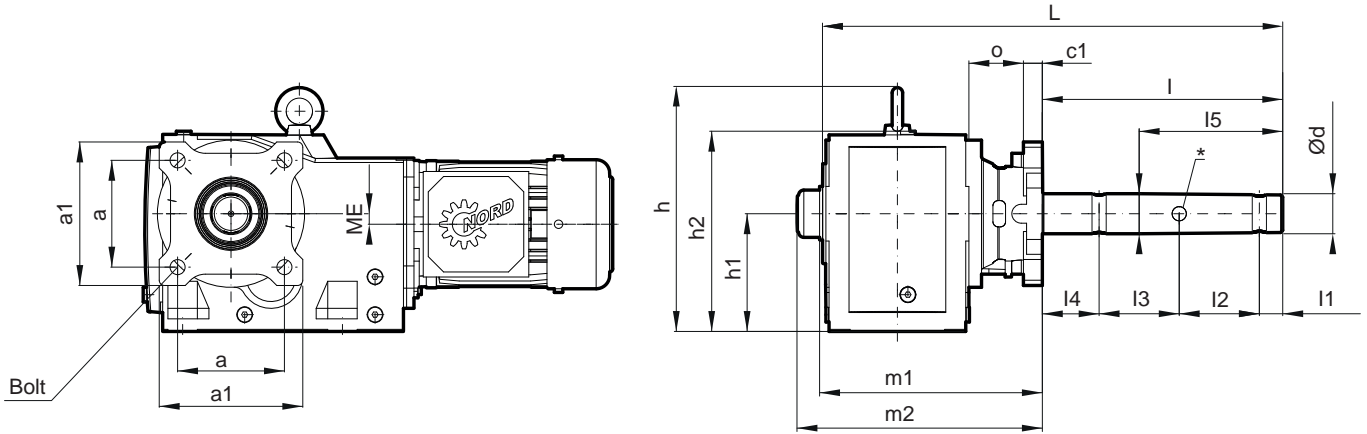
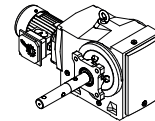
[†] Listed in mm.

Helical Bevel
Gear Units

AZ..**SK ... AZ ..****SK 9012.1 AZ .. - SK 9052.1 AZ ..****SK 9072.1 AZ .. - SK 9096.1 AZ ..**

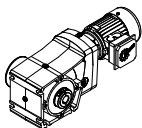
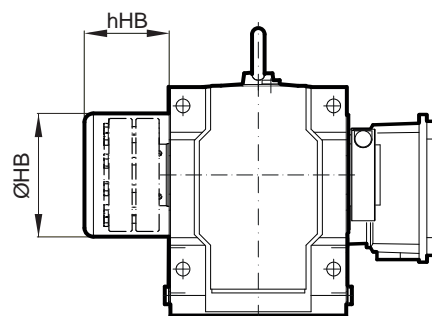
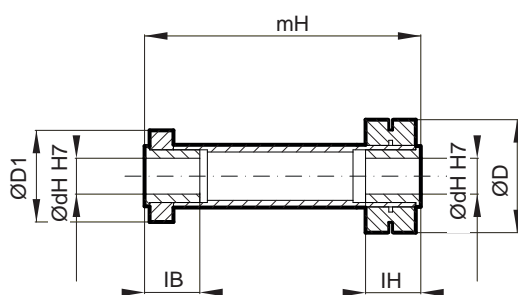
Unit Type		A	B	B1	C	S†
SK 9012.1	AZ ..	5.98	2.36	-	1.81	M10 x 16
SK 9013.1	AZ ..					
SK 9016.1	AZ ..	5.98	2.36	-	1.81	M10 x 16
SK 9017.1	AZ ..					
SK 9022.1	AZ ..	5.98	3.94	-	1.65	M12 x 20
SK 9023.1	AZ ..					
SK 9032.1	AZ ..	7.48	4.33	-	2.17	M12 x 20
SK 9033.1	AZ ..					
SK 9042.1	AZ ..	8.66	5.12	-	2.68	M16 x 25
SK 9043.1	AZ ..					
SK 9052.1	AZ ..	10.91	7.28	-	3.62	M16 x 25
SK 9053.1	AZ ..					
SK 9072.1	AZ ..	11.42	7.48	7.48	3.94	M24 x 36
SK 9072.1/32	AZ ..					
SK 9072.1/42	AZ ..					
SK 9082.1	AZ ..	16.93	10.24	10.24	5.51	M24 x 36
SK 9082.1/42	AZ ..					
SK 9082.1/52	AZ ..					
SK 9086.1	AZ ..	16.93	12.60	12.60	6.30	M36 x 55
SK 9086.1/52	AZ ..					
SK 9092.1	AZ ..	20.47	15.75	15.75	7.09	M36 x 55
SK 9092.1/52	AZ ..					
SK 9096.1	AZ ..	22.83	17.32	17.32	8.66	M42 x 72
SK 9096.1/62	AZ ..					

† Listed in mm.



Unit Type	a	a1	Bolt	c1	Ød*	h	h1	h2	l	l1	l2	l3	l4	l5	L	m1	m2	ME	o
SK 9012.1 SCP SK 9013.1 SCP	4.00	5.37	1/2"	0.71	1.5 3 x Ø17/32	9.13	4.41	7.50	9.00	0.87	3.00	3.00	2.13	5.37	17.22	8.34	9.19	0.39 1.57	2.75
SK 9012.1 SCP SK 9013.1 SCP	5.13	7.37	5/8"	0.75	2.0 3 x Ø21/32	9.13	4.41	7.50	9.00	0.87	3.00	3.00	2.13	5.37	17.59	8.72	9.56	0.39 1.57	3.12
SK 9012.1 SCP SK 9013.1 SCP	5.63	7.37	5/8"	0.75	2.437 3 x Ø21/32	9.13	4.41	7.50	9.69	0.94	3.00	3.00	2.75	5.44	18.28	8.72	9.56	0.39 1.57	3.12
SK 9016.1 SCP SK 9017.1 SCP	4.00	5.37	1/2"	0.71	1.5 3 x Ø17/32	9.13	4.41	7.50	9.00	0.87	3.00	3.00	2.13	5.37	17.22	8.34	9.19	0.39 1.57	2.75
SK 9016.1 SCP SK 9017.1 SCP	5.63	7.37	5/8"	0.75	2.437 3 x Ø21/32	9.13	4.41	7.50	9.69	0.94	3.00	3.00	2.75	5.44	18.28	8.72	9.56	0.39 1.57	3.12
SK 9022.1 SCP SK 9023.1 SCP	4.00	5.37	1/2"	0.71	1.5 3 x Ø17/32	11.06	5.63	9.43	9.00	0.87	3.00	3.00	2.13	5.37	18.36	9.52	10.31	0.55 1.73	2.75
SK 9022.1 SCP SK 9023.1 SCP	5.63	7.37	5/8"	0.75	2.437 3 x Ø21/32	11.06	5.63	9.43	9.69	0.94	3.00	3.00	2.75	5.44	19.43	9.90	10.69	0.55 1.73	3.13
SK 9032.1 SCP SK 9033.1 SCP	4.00	5.37	1/2"	0.71	1.5 3 x Ø17/32	13.19	7.09	11.56	9.00	0.87	3.00	3.00	2.13	5.37	19.51	11.08	11.99	0.94 2.91	2.75
SK 9032.1 SCP SK 9033.1 SCP	5.13	7.87	5/8"	0.71	2.0 3 x Ø21/32	13.19	7.09	11.55	9.00	0.87	3.00	3.00	2.13	5.37	19.88	11.08	11.99	0.94 2.91	3.13
SK 9032.1 SCP SK 9033.1 SCP	5.63	7.87	5/8"	0.71	2.437 3 x Ø21/32	13.19	7.09	11.56	9.69	0.94	3.00	3.00	2.75	5.44	20.57	11.08	11.99	0.94 2.91	3.13
SK 9032.1 SCP SK 9033.1 SCP	6.00	7.87	3/4"	0.71	3.0 3 x Ø25/32	13.19	7.09	11.56	9.87	1.00	3.00	3.00	2.87	5.50	20.76	11.08	11.99	0.94 2.91	3.13
SK 9042.1 SCP SK 9043.1 SCP	5.13	9.25	5/8"	0.71	2.0 3 x Ø21/32	15.75	8.54	13.80	9.00	0.87	3.00	3.00	2.13	5.37	21.15	12.35	13.41	1.42 3.82	3.37
SK 9042.1 SCP SK 9043.1 SCP	5.63	9.25	5/8"	0.71	2.437 3 x Ø21/32	15.75	8.54	13.80	9.69	0.94	3.00	3.00	2.75	5.44	21.84	12.35	13.41	1.42 3.82	3.37
SK 9042.1 SCP SK 9043.1 SCP	6.00	9.25	3/4"	0.71	3.0 3 x Ø25/32	15.75	8.54	13.80	9.87	1.00	3.00	3.00	2.87	5.50	22.03	12.35	13.41	1.42 3.82	3.37
SK 9042.1 SCP SK 9043.1 SCP	6.75	9.25	3/4"	0.71	3.437 3 x Ø29/32	15.75	8.54	13.80	13.13	1.25	4.00	4.00	3.87	7.25	25.28	12.35	13.41	1.42 3.82	3.37
SK 9052.1 SCP SK 9053.1 SCP	6.00	9.25	3/4"	0.75	3.0 3 x Ø25/32	18.86	10.31	16.56	9.87	1.00	3.00	3.00	2.87	5.50	24.88	15.20	16.34	1.61 4.61	3.75
SK 9052.1 SCP SK 9053.1 SCP	6.75	9.25	3/4"	0.75	3.437 3 x Ø29/32	18.86	10.31	16.56	13.13	1.25	4.00	4.00	3.87	7.25	28.13	12.84	16.34	1.61 4.61	3.75


Helical Bevel Gear Units

GRIPMAXX**NORD**
DRIVESYSTEMS


Unit Type	ØdH H7	ØD	ØD1	IB	IH	mH	ØHB	hHB
SK 92072.1 AMH SK 93072.1 AMH	0.79 (0.98)	2.56	1.89	1.54	1.54	6.69	2.83	1.54
SK 92172.1 AMH SK 93172.1 AMH	0.79 (0.98, 1.18)	3.15	2.24	1.93	1.93	7.48	3.39	2.01
SK 92372.1 AMH SK 93372.1 AMH	1.18 (1.38, 1.57)	3.54	2.87	1.73	1.73	8.70	3.90	2.48
SK 92672.1 AMH SK 93672.1 AMH	1.38 (1.57, 1.77, 1.97)	4.92	3.23	1.93	1.93	9.72	5.04	2.48
SK 92772.1 AMH SK 93772.1 AMH	1.38 (1.57, 1.77, 1.97)	4.92	3.23	1.93	1.93	10.79	5.31	2.60
SK 9012.1 AZMH SK 9013.1 AZMH	1.18 (1.38)	3.54	2.87	1.73	1.73	8.66	3.90	2.64
SK 9016.1 AZMH SK 9017.1 AZMH	1.18 (1.38, 1.57)	3.54	2.87	1.73	1.73	8.66	3.90	2.64
SK 9022.1 AZMH SK 9023.1 AZMH	1.38 (1.57)	4.41	2.87	1.93	1.93	10.16	4.69	2.72
SK 9032.1 AZMH SK 9033.1 AZMH	1.38 (1.57, 1.77, 1.97)	4.92	3.23	1.93	1.93	11.50	5.31	2.99
SK 9042.1 AZMH SK 9043.1 AZMH	1.77 (1.97, 2.17, 2.36)	6.14	3.78	2.72	2.72	13.27	7.17	3.74
SK 9052.1 AZMH SK 9053.1 AZMH	2.56 (2.76, 2.95)	7.17	4.33	3.31	3.31	16.22	9.33	4.33
SK 9072.1 AZMH	3.35 (3.54, 3.74)	9.09	5.63	3.46	3.46	18.74	10.16	4.53
SK 9082.1 AZMH	3.94 (4.13, 4.33)	10.47	6.30	3.39	3.39	21.18	12.05	5.28



Helical Worm Gear Units



INQUIRY FORM F - 2



VERSIONS AVAILABLE F - 3



GEAR UNIT MOTOR DATA

Power and speed tables F - 4

Power and speed tables

W and NEMA adapters F - 31



DIMENSIONED DRAWINGS*

Helical worm geared motors F - 42

Helical worm gear units,

W, NEMA, IEC, AI adapters F - 64

OPTIONS*

AZ Hollow shaft version - pin holes F - 70

AZH Cover as a touch guard F - 71

GRIPMAXX™ Fastening system NORD GRIPMAXX™ F - 72

* All specifications in inches unless otherwise indicated.



Inquiry Form



This general inquiry form can be found in the attachment as well as on the NORD homepage under www.nord.com - Heading DOCUMENTATION / FORMS.



General Inquiry Form



Company: _____
 Customer number: _____
 Town / Zip Code/ Country: _____
 Contact: _____
 E-Mail: _____
 Phone: _____

Please send the request to your local NORD contact.

See homepage: www.nord.com
 (NORD group → Sales)



Reference: _____
 Date: _____

	<input type="radio"/> Helical-inline* G1000/G2000		<input type="radio"/> Helical-Parallel shaft* G1000		<input type="radio"/> Helical-bevel* G1000		<input type="radio"/> Worm* G1000/G1035
<input type="radio"/> Geared motor		<input type="radio"/> Adapter for IEC-/Nema-motor/Servo*		<input type="radio"/> Stand alone motor (M7000)			
<input type="radio"/> W - type (free input shaft): External forces: Axial F _{A1} : _____ [N] Radial F _{R1} : _____ [N]; Lever from shaft shoulder: _____ [mm]							
Gear type acc. to catalogue: _____				Quantity: _____			

Gearbox-specific parameter	Clear section	Frequency inverter operation	Clear section
Output speed n ₂ at line frequency: _____ [min ⁻¹]		<input type="radio"/> Cabinet mounted	<input type="radio"/> Motor mounted
Output torque M ₂ : _____ [Nm]		Frequency range from: _____ [Hz] to _____ [Hz]	
Ratio i: _____		Motor speed n ₁ : _____ [min ⁻¹] to _____ [min ⁻¹]	
Mounting position (M1 – M6) : _____		Constant torque within frequency range: _____ [Nm]	
Flange: <input type="radio"/> B14 <input type="radio"/> B5 <input type="radio"/> Ø _____ [mm]		Characteristic: <input type="radio"/> 50 Hz <input type="radio"/> 70 Hz <input type="radio"/> 87 Hz <input type="radio"/> 100 Hz	
<input type="radio"/> Hollow shaft <input type="radio"/> Solid shaft <input type="radio"/> Ø _____ x _____ [mm]		Encoder*: <input type="radio"/> Incremental <input type="radio"/> Absolute	
Operating factor f _B : _____		Regenerative operation: Generated power _____ [kW]	
Minimum bearing life L10h: _____ [h]		Ambient conditions	Clear section
External forces at output: Axial F _{A2} : _____ [N]		Ambient temperature: min. _____ to max. _____ [°C]	
Radial F _{R2} : _____ [N] Lever from shaft shoulder: _____ [mm]		Max. rel. humidity RH: _____ [%]	
Bearing: <input checked="" type="radio"/> normal <input type="radio"/> VL <input type="radio"/> VL2 <input type="radio"/> VL3 <input type="radio"/> AL		Max. installation height (if > 1.000 m): _____ [m]	
Helical-bevel and Worm: A/B side for flange/shaft*		<input type="checkbox"/> Indoor <input type="checkbox"/> Outdoor <input type="checkbox"/> Water contact* <input type="checkbox"/> Direct sun light	
Oil: <input checked="" type="radio"/> Mineral <input type="radio"/> Synthetic <input type="radio"/> Food grade <input type="radio"/> Bio-degradable		Other (dust/dirt/aggressive media; mechanical/chemical)*	
Special oil: _____		ATEX	Clear section
Motor-specific parameter	Clear section	ATEX gas	ATEX dust
Rated motor power P ₁ : _____ [kW]		<input type="radio"/> Zone 1 Ex II 2G	<input type="radio"/> Zone 21 Ex II 2D
Motor speed n ₁ : _____ [min ⁻¹]		<input type="radio"/> Zone 2 Ex II 3G	<input type="radio"/> Zone 22 Ex II 3D
<input type="checkbox"/> PTC thermistors (TF) <input type="checkbox"/> Bimetallic switches (TW)		<input type="radio"/> Ex eb II T3	<input type="radio"/> Non-conductive dust
Line voltage: _____ [V] Line frequency: _____ [Hz]		<input type="radio"/> Ex de IIC T4	<input type="radio"/> Conductive dust (only Zone 21)
Efficiency class: <input type="radio"/> IE1 <input type="radio"/> IE2 <input checked="" type="radio"/> IE3 <input type="radio"/> IE4		Paint / Surface treatment	Clear section
Protection class: <input checked="" type="radio"/> IP55 (Standard) <input type="radio"/> IP _____		<input type="radio"/> None <input type="radio"/> 1.0 <input checked="" type="radio"/> 2.0 (Standard) <input type="radio"/> 3.0 <input type="radio"/> 3. _____	
Operating mode: <input checked="" type="radio"/> S1 (Standard) <input type="radio"/> S _____*		<input type="radio"/> nsd tupH (only for aluminium housings)	
Cycle rate: _____ [c/h]		Colour (RAL): <input checked="" type="radio"/> Blue (5010) <input type="radio"/> Grey (7031)	
Cycle duty: _____ [%] <input type="checkbox"/> Backstop (RLS)		<input type="radio"/> Special colour (RAL-No. / Colour): _____	
Ventilation: <input checked="" type="radio"/> Standard <input type="radio"/> External (F) <input type="radio"/> None (OL)		Comments	
Terminal box position: _____ Cable entries: _____			
Brake-specific parameter	Clear section		
Brake torque M _B : _____ [Nm] <input type="checkbox"/> Manual release (HL)			
Brake-/Coil voltage: _____ [V]			
<input type="radio"/> Parking/emergency brake <input type="radio"/> Working brake			
ATEX documentation, O&M manuals (language code according to ISO 639-1):			
<input type="checkbox"/> DE <input type="checkbox"/> BG <input type="checkbox"/> ZH <input type="checkbox"/> CS <input type="checkbox"/> DA <input type="checkbox"/> ES <input type="checkbox"/> FI <input type="checkbox"/> FR <input type="checkbox"/> EN <input type="checkbox"/> EL <input type="checkbox"/> HU <input type="checkbox"/> IT <input type="checkbox"/> NL <input type="checkbox"/> NO <input type="checkbox"/> PL <input type="checkbox"/> PT <input type="checkbox"/> RU <input type="checkbox"/> SV <input type="checkbox"/> SK <input type="checkbox"/> LV <input type="checkbox"/> RO			

*Please add details in comments - Getriebbau NORD GmbH & Co. KG | Getriebebau-Nord-Str. 1 | D-22941 Bargteheide - EN-0919

Helical-worm gear units



Available Designs


Examples - Available Versions

With Hollow Shaft

With Solid Shaft


SK 02050 AZ - 90 SP/4

Hollow shaft, B14 flange at A and B, two-stage



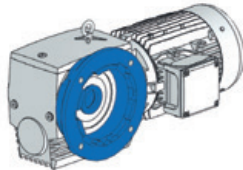
SK 02040.1 VXZ - 90 SP/4

Solid shaft at A, foot-mounted housing, two-stage



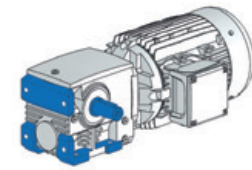
SK 12063 AF - 100 AP/4

Hollow shaft, B5 flange at A, two-stage



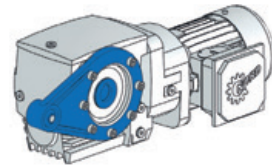
SK 12080 - 100 AP/4

Solid shaft at A, foot-mounted housing, two-stage



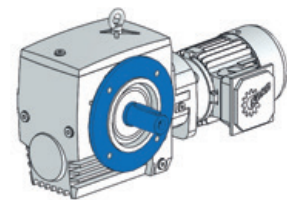
SK 13050 AZD - 71 SP/4

Hollow shaft, B14 flange at A and B, torque support at A, three-stage




SK 13080 VF - 71 LP/4

Solid shaft at A, B5 flange at A, three-stage



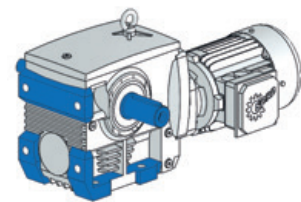
SK 12080 AZSH - 100 AP/4

Hollow shaft, B14 flange at A and B, shrink disk with cover at B, two-stage




SK 33100 LX - 90 SP/4

Solid shaft at A and B, foot-mounted housing, three-stage



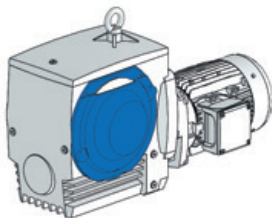
SK 42125 AZBH - 100 AP/4

Hollow shaft, B14 flange at A and B, fastening element with cover at A, two-stage



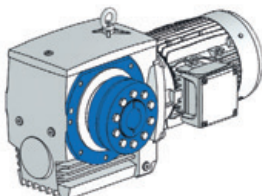
SK 43125 AZH - 100 AP/4

Hollow shaft, B14 flange at A and B, cover at A, three-stage






SK 32100 AZM - 100 AP/4

Hollow shaft, foot-mounted housing, B14 flange, GRIPMAX™, two-stage



0.16 hp
0.25 hp



P_1 [hp]	n_2 [rpm]	M_2 [lb-in]	f_B (AGMA Class)	i_{ges}	F_R [lb]	F_A	$F_{R VL}$ [lb]	$F_{A VL}$	Unit Type	 lb	 inch
0.16	5.1	902	1.0	330.00	630	900			SK 02040.1 - 63 SP/4	17	F42 – 43
	6.2	886	1.0	275.00	640	900					
	7.8	617	1.4	218.57	720	900					
	9.3	603	1.2	182.14	720	900					
	10	482	1.6	166.67	750	900					
	12	423	1.8	144.00	760	900					
	12	470	1.6	138.89	750	900					
	14	411	1.8	120.00	760	900					
	16	419	1.8	109.29	760	900					
	18	352	2.1	96.00	770	900					
	20	325	2.3	83.33	770	900					
	24	284	2.7	72.00	770	900					
	24	296	2.5	69.44	770	900					
	28	258	2.8	60.00	780	900					
	31	246	2.9	55.56	780	900					
	35	214	3.4	48.00	780	900					
	41	192	3.8	41.67	780	900					
	47	167	4.3	36.00	780	900					
	61	136	4.9	27.78	780	900					
	0.25	7.8	958	0.9	218.57	570	900				
9.4		937	0.8	182.14	590	900					
10		749	1.0	166.67	690	900					
12		657	1.1	144.00	710	900					
12		730	1.0	138.89	690	900					
14		638	1.2	120.00	720	900					
16		652	1.2	109.29	710	900					
18		547	1.4	96.00	740	900					
20		505	1.5	83.33	740	900					
24		441	1.7	72.00	750	900					
25		460	1.6	69.44	750	900					
28		400	1.8	60.00	760	900					
31		383	1.9	55.56	760	900					
36		333	2.2	48.00	770	900					
41		299	2.4	41.67	770	900					
47		260	2.8	36.00	780	900					
57		196	3.4	30.00	780	900					
61		212	3.1	27.78	780	900					
71		184	3.4	24.00	780	900					
85		145	4.0	20.00	780	900					
95	121	4.7	17.88	780	900						






0.33 hp
0.50 hp

P_1 [hp]	n_2 [rpm]	M_2 [lb-in]	f_B (AGMA Class)	i_{ges}	F_R [lb]	F_A	$F_{R VL}$ [lb]	$F_{A VL}$	Unit Type	lb	inch F42 - 43
0.33	10	979	0.8	166.67	540	900			SK 02040.1 - 71 SP/4	22	F42 - 43
	12	859	0.9	144.00	650	900					
	12	953	0.8	138.89	570	900					
	14	834	0.9	120.00	660	900					
	16	851	0.9	109.29	660	900					
	18	714	1.1	96.00	700	900					
	21	660	1.1	83.33	710	900					
	24	575	1.3	72.00	730	900					
	25	600	1.2	69.44	720	900					
	29	522	1.4	60.00	740	900					
	31	500	1.5	55.56	740	900					
	36	435	1.7	48.00	750	900					
	41	390	1.9	41.67	760	900					
	48	339	2.1	36.00	770	900					
	58	256	2.6	30.00	780	900					
	62	276	2.4	27.78	770	900					
	72	240	2.6	24.00	780	900					
	86	190	3.1	20.00	780	900					
	96	158	3.6	17.88	780	900					
	115	147	3.9	15.00	780	900					
128	128	4.1	13.43	780	900						
145	116	4.4	11.92	780	900						
161	105	4.8	10.74	780	900						
0.50	21	999	0.8	83.33	510	900			SK 02040.1 - 71 LP/4	25	F42 - 43
	24	872	0.9	72.00	650	900					
	25	909	0.8	69.44	620	900					
	29	792	0.9	60.00	670	900					
	31	757	1.0	55.56	680	900					
	36	659	1.1	48.00	710	900					
	41	591	1.2	41.67	730	900					
	48	514	1.4	36.00	740	900					
	58	388	1.7	30.00	760	900					
	62	418	1.6	27.78	760	900					
	72	363	1.7	24.00	760	900					
	86	287	2.0	20.00	770	900					
	96	240	2.4	17.88	780	900					
	115	222	2.6	15.00	780	900					
	128	194	2.7	13.43	780	900					
	145	176	2.9	11.92	780	900					
	161	159	3.2	10.74	780	900					
	193	135	3.7	8.94	770	900					
214	122	4.0	8.06	740	900						
289	94.2	4.8	5.96	680	900						

Helical-worm
gear units

0.75 hp
1.00 hp
1.50 hp



P_1 [hp]	n_2 [rpm]	M_2 [lb-in]	f_B (AGMA Class)	i_{ges}	F_R [lb]	F_A	$F_{R VL}$ [lb]	$F_{A VL}$	Unit Type		 inch
0.75	48	767	0.9	36.00	680	900			SK 02040.1 - 80 SP/4	30	F42 - 43
	58	579	1.2	30.00	730	900					
	72	542	1.1	24.00	740	900					
	87	428	1.4	20.00	760	900					
	97	358	1.6	17.88	770	900					
	116	332	1.7	15.00	770	900					
	129	289	1.8	13.43	770	900					
	146	262	2.0	11.92	780	900					
	162	237	2.1	10.74	780	900					
	194	202	2.5	8.94	740	900					
	215	183	2.7	8.06	720	900					
	291	141	3.2	5.96	660	900					
323	127	3.4	5.37	640	900						
1.00	58	774	0.9	30.00	680	900			SK 02040.1 - 80 LP/4	31	F42 - 43
	72	724	0.9	24.00	690	900					
	87	573	1.0	20.00	730	900					
	97	479	1.2	17.88	750	900					
	115	444	1.3	15.00	750	900					
	129	386	1.4	13.43	760	900					
	145	350	1.5	11.92	770	900					
	161	317	1.6	10.74	760	900					
	193	270	1.8	8.94	720	900					
	215	244	2.0	8.06	700	900					
	290	188	2.4	5.96	640	900					
	322	170	2.6	5.37	620	900					
1.50	97	714	0.8	17.88	700	900			SK 02040.1 - 90 SP/4	42	F42 - 43
	130	576	0.9	13.43	730	900					
	146	523	1.0	11.92	730	900					
	162	473	1.1	10.74	710	900					
	195	403	1.2	8.94	680	900					
	216	364	1.3	8.06	660	900					
	292	280	1.6	5.96	610	900					
	324	253	1.7	5.37	590	900					

0.16 hp



P_1 [hp]	n_2 [rpm]	M_2 [lb-in]	f_B (AGMA Class)	i_{ges}	F_R [lb]	F_A	$F_{R VL}$ [lb]	$F_{A VL}$	Unit Type	lb	inch
0.16	18	322	4.6 (III)	92.82	1360	1607	1360	1798	SK 02050 - 63 SP/4	43.7	F44
	15	388	3.8 (III)	114.75	1360	1607	1360	1798			
	13	433	3.4 (III)	130.05	1360	1607	1360	1798			
	11	485	3.2 (III)	147.90	1360	1607	1360	1798			
	10	694	2.4 (III)	170.10	1360	1607	1360	1798			
	8.7	787	2.1 (III)	194.18	1360	1607	1360	1798			
	7.3	933	1.8 (II)	231.41	1360	1607	1360	1798			
	4.4	1153	1.4 (II)	385.56	1360	1607	1360	1798			
	3.9	1304	1.3 (I)	440.13	1360	1607	1360	1798			
3.2	1537	1.1 (I)	524.79	1360	1607	1360	1798				
9.2	608	4.7 (III)	183.60	2059	1754	2289	2248	SK 12063 - 63 SP/4	52.5	F48	
8.7	797	4.0 (III)	195.86†	2065	1754	2283	2248				
7.6	902	3.5 (III)	223.17†	2144	1754	2280	2248				
6.4	1059	2.9 (III)	264.24†	2250	1754	2275	2248				
3.6	1381	2.3 (III)	464.61†	2473	1754	2268	2248				
3.2	1555	2.0 (III)	529.38†	2473	1754	2263	2248				
2.7	1817	1.8 (II)	626.79†	2473	1754	2254	2248				
2.6	1940	3.2 (III)	656.88	2923	2698	2923	2698	SK 12080 - 63 SP/4	74.5	F52	
41	210	4.6 (III)	41.74	1137	1607	1360	1798	SK 13050 - 63 SP/4	54.7	F46	
35	241	4.0 (III)	48.08	1184	1607	1360	1798				
29	297	3.9 (III)	59.44	1259	1607	1360	1798				
25	335	3.4 (III)	67.37	1303	1607	1360	1798				
22	381	3.3 (III)	76.61	1350	1607	1360	1798				
20	406	3.9 (III)	86.15	1360	1607	1360	1798				
17	464	3.6 (III)	99.23	1360	1607	1360	1798				
14	572	3.0 (III)	122.68	1360	1607	1360	1798				
12	645	2.7 (III)	139.04	1360	1607	1360	1798				
11	733	2.4 (III)	158.12	1360	1607	1360	1798				
9.3	741	2.3 (III)	181.66	1360	1607	1360	1798				
8.1	846	2.0 (III)	209.25	1360	1607	1360	1798				
5.8	1170	1.5 (II)	293.19	1360	1607	1360	1798				
5.1	1328	1.3 (I)	333.43	1360	1607	1360	1798				
4.1	1228	1.4 (II)	411.76	1360	1607	1360	1798				
3.6	1398	1.2 (I)	474.31	1360	1607	1360	1798				
2.9	1708	1.0 (I)	586.37	1360	1607	1360	1798				
2.6	1920	0.9 (I)	664.56	1360	1607	1360	1798				
2.2	2157	0.8 (I)	755.77	1360	1607	1360	1798				
2.0	2157	0.8 (I)	869.21	1360	1607	1360	1798				
1.7	2157	0.8 (I)	992.23	1360	1607	1360	1798				
1.3	2157	0.8 (I)	1332.04	1360	1607	1360	1798				
1.0	2157	0.8 (I)	1746.09	1360	1607	1360	1798				
0.9	2157	0.8 (I)	1970.21	1360	1607	1360	1798				
0.8	2157	0.8 (I)	2249.06	1360	1607	1360	1798				
0.6	2157	0.8 (I)	3019.29	1360	1607	1360	1798				
26	327	4.6 (III)	65.20	1442	1754	2290	2248	SK 13063 - 63 SP/4	63.5	F50	
21	397	4.5 (III)	79.54	1529	1754	2287	2248				
17	452	4.5 (III)	97.03	1657	1754	2290	2248				
15	527	4.4 (III)	114.04	1738	1754	2288	2248				
13	592	4.5 (III)	128.53	1802	1754	2286	2248				
12	670	4.4 (III)	146.17	1870	1754	2284	2248				
9.5	813	3.7 (III)	178.31	1981	1754	2280	2248				
8.5	808	3.9 (III)	198.86	2073	1754	2282	2248				
7.6	907	3.6 (III)	224.12	2148	1754	2280	2248				

† only available in version .Z or .F



0.16 hp
0.25 hp

P_1 [hp]	n_2 [rpm]	M_2 [lb-in]	f_B (AGMA Class)	i_{ges}	F_R [lb]	F_A [lb]	$F_{R VL}$ [lb]	$F_{A VL}$ [lb]	Unit Type	lb	inch F
0.16	6.7	1023	3.2 (III)	254.89	2227	1754	2276	2248	SK 13063 - 63 SP/4	63.5	F50
	5.4	1239	2.7 (III)	310.92	2356	1754	2270	2248			
	4.8	1385	2.4 (III)	349.37	2432	1754	2265	2248			
	4.3	1560	2.2 (III)	395.51	2473	1754	2259	2248			
	3.6	1399	2.4 (III)	471.70	2473	1754	2268	2248			
	3.2	1563	2.2 (III)	531.64	2473	1754	2262	2248			
	2.8	1757	1.9 (II)	604.62	2473	1754	2256	2248			
	2.3	2117	1.6 (II)	737.53	2473	1754	2243	2248			
	1.8	2651	1.3 (I)	938.20	2473	1754	2222	2248			
	1.5	4204	0.8 (0)	1140.40†	2348	1754	2136	2248			
	1.3	4204	0.8 (0)	1343.63†	2348	1754	2136	2248			
	0.8	4204	0.8 (0)	2110.94	2348	1754	2144	2248			
	0.7	4204	0.8 (0)	2374.16	2348	1754	2144	2248			
	0.6	4204	0.8 (0)	2705.13	2348	1754	2144	2248			
	0.5	4204	0.8 (0)	3631.55	2348	1754	2144	2248			
17	465	4.4 (III)	97.65	2540	2698	2923	2698	SK 13080 - 63 SP/4	85.5	F54	
15	522	4.4 (III)	109.80	2638	2698	2923	2698				
13	603	4.4 (III)	127.74	2766	2698	2923	2698				
12	671	4.5 (III)	143.05	2863	2698	2923	2698				
10	762	4.4 (III)	163.11	2923	2698	2923	2698				
8.8	899	4.4 (III)	193.73	2923	2698	2923	2698				
6.4	1094	4.6 (III)	265.87	2923	2698	2923	2698				
5.7	1215	4.4 (III)	297.73	2923	2698	2923	2698				
5.0	1377	4.5 (III)	339.48	2923	2698	2923	2698				
4.2	1620	4.2 (III)	403.20	2923	2698	2923	2698				
3.5	1469	4.6 (III)	482.13	2923	2698	2923	2698				
3.1	1636	4.2 (III)	542.07	2923	2698	2923	2698				
2.7	1873	3.6 (III)	630.68	2923	2698	2923	2698				
2.4	2071	3.3 (III)	706.25	2923	2698	2923	2698				
2.1	2337	2.9 (III)	805.28	2923	2698	2923	2698				
1.8	2735	2.5 (III)	956.44	2923	2698	2923	2698				
1.4	3379	2.0 (III)	1198.81	2923	2698	2923	2698				
0.8	5647	1.2 (I)	2058.82	2923	2698	2923	2698				
0.6	7226	0.9 (0)	2658.22	2923	2698	2923	2698				
0.5	8519	0.8 (0)	3356.66	2923	2698	2923	2698				
1.4	3421	4.1 (III)	1175.19	3642	3597	3642	3597	SK 33100 - 63 SP/4	149.5	F58	
1.1	4311	3.3 (III)	1507.71	3642	3597	3642	3597				
1.0	4748	3.0 (III)	1671.69	3642	3597	3642	3597				
0.8	6164	2.3 (III)	2200.07	3642	3597	3642	3597				
0.5	10246	1.4 (II)	3735.10	3642	3597	3642	3597				
0.4	12668	1.1 (I)	4646.10	3642	3597	3642	3597				
0.3	15938	0.9 (0)	5875.95	3642	3597	3642	3597				
0.25	42	283	4.8 (III)	40.95	1139	1607	1360	1798	SK 02050 - 63 LP/4	45.6	F44
	34	345	4.0 (III)	50.63	1214	1607	1360	1798			
	30	387	3.8 (III)	57.38	1260	1607	1360	1798			
	26	437	3.4 (III)	65.25	1309	1607	1360	1798			
	21	443	3.4 (III)	80.58	1360	1607	1360	1798			
	18	501	3.0 (III)	92.82	1360	1607	1360	1798			
	15	603	2.5 (III)	114.75	1360	1607	1360	1798			
	13	672	2.2 (III)	130.05	1360	1607	1360	1798			
	12	754	2.1 (III)	147.90	1360	1607	1360	1798			
	10	1078	1.5 (II)	170.10	1360	1607	1360	1798			
	8.8	1223	1.3 (I)	194.18	1360	1607	1360	1798			
	7.4	1449	1.1 (I)	231.41	1360	1607	1360	1798			
	4.4	1791	0.9 (0)	385.56	1360	1607	1360	1798			
3.9	2026	0.8 (0)	440.13	1360	1607	1360	1798				

† only available in version .Z or .F

G1000 IE3 · 60Hz


Send Quote Requests to info@automatedpt.com



Call +1(800)985-6929 To Order or Order Online At Nordgearmotors.com

www.nord.com | F9

Helical-worm
gear units

0.25 hp



P_1 [hp]	n_2 [rpm]	M_2 [lb-in]	f_B (AGMA Class)	i_{ges}	F_R [lb]	F_A	$F_{R VL}$ [lb]	$F_{A VL}$	Unit Type		 inch
0.25	18	523	5.0 (III)	92.31	1627	1754	2291	2248	SK 12063 - 63 LP/4	54.5	F48
	16	581	4.5 (III)	104.04	1689	1754	2289	2248			
	14	647	4.0 (III)	118.32	1755	1754	2288	2248			
	12	769	3.5 (III)	144.33	1865	1754	2285	2248			
	11	850	3.2 (III)	162.18	1930	1754	2283	2248			
	9.3	945	3.0 (III)	183.60	2002	1754	2281	2248			
	8.7	1239	2.6 (III)	195.86†	1985	1754	2270	2248			
	7.6	1401	2.3 (III)	223.17†	2055	1754	2265	2248			
	6.5	1645	1.9 (III)	264.24†	2146	1754	2257	2248			
	3.7	2146	1.5 (II)	464.61†	2473	1754	2242	2248			
	3.2	2416	1.3 (I)	529.38†	2473	1754	2232	2248			
2.7	2823	1.1 (I)	626.79†	2473	1754	2215	2248				
6.2	1764	3.6 (III)	276.92†	2923	2698	2923	2698	SK 12080 - 63 LP/4	76.5	F52	
2.6	3015	2.1 (III)	656.88†	2923	2698	2923	2698				
41	327	3.0 (III)	41.74	1097	1607	1360	1798	SK 13050 - 63 LP/4	56.7	F46	
36	374	2.6 (III)	48.08	1138	1607	1360	1798				
29	461	2.5 (III)	59.44	1202	1607	1360	1798				
25	521	2.2 (III)	67.37	1239	1607	1360	1798				
22	592	2.1 (III)	76.61	1278	1607	1360	1798				
20	631	2.5 (III)	86.15	1360	1607	1360	1798				
17	721	2.3 (III)	99.23	1360	1607	1360	1798				
14	888	1.9 (II)	122.68	1360	1607	1360	1798				
12	1002	1.7 (II)	139.04	1360	1607	1360	1798				
11	1139	1.5 (II)	158.12	1360	1607	1360	1798				
9.4	1151	1.5 (II)	181.66	1360	1607	1360	1798				
8.2	1314	1.3 (I)	209.25	1360	1607	1360	1798				
5.8	1818	0.9 (I)	293.19	1360	1607	1360	1798				
5.1	2064	0.8 (I)	333.43	1360	1607	1360	1798				
4.1	1909	0.9 (I)	411.76	1360	1607	1360	1798				
26	508	3.0 (III)	65.20	1393	1754	2284	2248	SK 13063 - 63 LP/4	65.5	F50	
21	618	2.9 (III)	79.54	1470	1754	2280	2248				
18	703	2.9 (III)	97.03	1607	1754	2283	2248				
15	819	2.8 (III)	114.04	1680	1754	2280	2248				
13	920	2.9 (III)	128.53	1737	1754	2277	2248				
12	1040	2.8 (III)	146.17	1797	1754	2273	2248				
9.5	1263	2.4 (III)	178.31	1892	1754	2266	2248				
8.6	1256	2.5 (III)	198.86	1993	1754	2269	2248				
7.6	1409	2.3 (III)	224.12	2058	1754	2265	2248				
6.7	1589	2.1 (III)	254.89	2126	1754	2259	2248				
5.5	1925	1.7 (II)	310.92	2234	1754	2247	2248				
4.9	2151	1.6 (II)	349.37	2296	1754	2238	2248				
4.3	2423	1.4 (II)	395.51	2361	1754	2227	2248				
3.6	2174	1.5 (II)	471.70	2473	1754	2241	2248				
3.2	2429	1.4 (II)	531.64	2473	1754	2231	2248				
2.8	2730	1.2 (I)	604.62	2473	1754	2219	2248				
2.3	3289	1.0 (I)	737.53	2473	1754	2193	2248				
1.8	4119	0.8 (I)	938.20	2364	1754	2149	2248				
17	723	2.8 (III)	97.65	2494	2698	2923	2698	SK 13080 - 63 LP/4	87.5	F54	
15	811	2.8 (III)	109.80	2587	2698	2923	2698				
13	937	2.8 (III)	127.74	2707	2698	2923	2698				
12	1043	2.9 (III)	143.05	2798	2698	2923	2698				
10	1184	2.8 (III)	163.11	2909	2698	2923	2698				

† Only available in version .Z or .F



0.25 hp
0.33 hp



P ₁ [hp]	n ₂ [rpm]	M ₂ [lb-in]	f _B (AGMA Class)	i _{ges}	F _R [lb]	F _A [lb]	F _{R VL} [lb]	F _{A VL} [lb]	Unit Type	lb	inch F				
0.25	8.8	1396	2.9 (III)	193.73	2923	2698	2923	2698	SK 13080 - 63 LP/4	87.5	F54				
	7.4	1476	3.4 (III)	228.52	2923	2698	2923	2698							
	6.4	1701	3.0 (III)	265.87	2923	2698	2923	2698							
	5.7	1888	2.9 (III)	297.73	2923	2698	2923	2698							
	5.0	2140	2.9 (III)	339.48	2923	2698	2923	2698							
	4.2	2517	2.7 (III)	403.20	2923	2698	2923	2698							
	3.5	2284	3.0 (III)	482.13	2923	2698	2923	2698							
	3.1	2543	2.7 (III)	542.07	2923	2698	2923	2698							
	2.7	2911	2.3 (III)	630.68	2923	2698	2923	2698							
	2.4	3219	2.1 (III)	706.25	2923	2698	2923	2698							
	2.1	3632	1.9 (II)	805.28	2923	2698	2923	2698							
	1.8	4250	1.6 (II)	956.44	2923	2698	2923	2698							
	1.4	5250	1.3 (I)	1198.81	2923	2698	2923	2698							
	0.25	2.6	3165	4.4 (III)	660.60	3642	3597	3642				3597	SK 33100 - 63 LP/4	151.5	F58
1.5		5316	2.6 (III)	1175.19	3642	3597	3642	3597							
1.1		6699	2.1 (III)	1507.71	3642	3597	3642	3597							
1.0		7377	1.9 (II)	1671.69	3642	3597	3642	3597							
0.8		9578	1.5 (II)	2200.07	3642	3597	3642	3597							
0.5		15918	0.9 (I)	3735.10	3642	3597	3642	3597							
0.33	56	306	4.5 (III)	30.94	1014	1607	1360	1798	SK 02050 - 71 SP/4	48.7	F44				
	48	325	4.2 (III)	35.55	1072	1607	1360	1798							
	42	370	3.7 (III)	40.95	1117	1607	1360	1798							
	34	451	3.0 (III)	50.63	1188	1607	1360	1798							
	30	505	2.9 (III)	57.38	1231	1607	1360	1798							
	26	571	2.6 (III)	65.25	1277	1607	1360	1798							
	21	579	2.6 (III)	80.58	1360	1607	1360	1798							
	19	654	2.3 (III)	92.82	1360	1607	1360	1798							
	15	788	1.9 (II)	114.75	1360	1607	1360	1798							
	13	878	1.7 (II)	130.05	1360	1607	1360	1798							
	12	985	1.6 (II)	147.90	1360	1607	1360	1798							
	10	1407	1.2 (I)	170.10	1360	1607	1360	1798							
	8.9	1597	1.0 (I)	194.18	1360	1607	1360	1798							
	7.5	1891	0.9 (I)	231.41	1360	1607	1360	1798							
	0.33	28	548	4.5 (III)	60.85	1390	1754	2289				2248	SK 12063 - 71 SP/4	57.5	F48
		25	609	4.3 (III)	68.37	1438	1754	2288				2248			
		22	682	4.0 (III)	77.40	1490	1754	2286				2248			
19		683	3.8 (III)	92.31	1596	1754	2287	2248							
17		759	3.4 (III)	104.04	1655	1754	2285	2248							
15		846	3.1 (III)	118.32	1718	1754	2283	2248							
12		1005	2.6 (III)	144.33	1820	1754	2279	2248							
11		1110	2.5 (III)	162.18	1882	1754	2276	2248							
9.4		1235	2.3 (III)	183.60	1948	1754	2273	2248							
8.8		1618	2.0 (III)	195.86†	1912	1754	2258	2248							
7.7		1829	1.7 (II)	223.17†	1973	1754	2250	2248							
6.5		2147	1.4 (II)	264.24†	2050	1754	2238	2248							
4.2		2520	1.3 (I)	413.10†	2409	1754	2228	2248							
0.33	3.7	2803	1.1 (I)	464.61†	2473	1754	2216	2248	SK 12080 - 71 SP/4	79.6	F52				
	3.3	3156	1.0 (I)	529.38†	2473	1754	2200	2248							
	2.8	3686	0.9 (I)	626.79†	2438	1754	2173	2248							
	9.2	1326	4.5 (III)	187.17	2923	2698	2923	2698							
	7.4	1606	3.9 (III)	234.60	2923	2698	2923	2698							
0.33	6.2	2303	2.7 (III)	276.92†	2923	2698	2923	2698	SK 12080 - 71 SP/4	79.6	F52				
	3.3	3197	2.0 (III)	520.20	2923	2698	2923	2698							
	2.6	3938	1.6 (II)	656.88†	2923	2698	2923	2698							

† Only available in version .Z or .F

Helical-worm gear units

0.33 hp



P_1 [hp]	n_2 [rpm]	M_2 [lb-in]	f_B (AGMA Class)	i_{ges}	F_R [lb]	F_A	$F_{R VL}$ [lb]	$F_{A VL}$	Unit Type		
0.33	41	427	2.3 (III)	41.74	1060	1607	1360	1798	SK 13050 - 71 SP/4	59.7	F46
	36	489	2.0 (III)	48.08	1096	1607	1360	1798			
	29	602	1.9 (II)	59.44	1151	1607	1360	1798			
	26	680	1.7 (II)	67.37	1182	1607	1360	1798			
	23	773	1.6 (II)	76.61	1213	1607	1360	1798			
	20	823	1.9 (II)	86.15	1335	1607	1360	1798			
	17	941	1.8 (II)	99.23	1360	1607	1360	1798			
	14	1159	1.5 (II)	122.68	1360	1607	1360	1798			
	12	1308	1.3 (I)	139.04	1360	1607	1360	1798			
	11	1486	1.2 (I)	158.12	1360	1607	1360	1798			
9.5	1503	1.1 (I)	181.66	1360	1607	1360	1798				
8.3	1716	1.0 (I)	209.25	1360	1607	1360	1798				
	26	662	2.3 (III)	65.20	1347	1754	2278	2248	SK 13063 - 71 SP/4	68.6	F50
	22	806	2.2 (III)	79.54	1415	1754	2272	2248			
	18	917	2.2 (III)	97.03	1561	1754	2277	2248			
	15	1068	2.2 (III)	114.04	1626	1754	2272	2248			
	13	1201	2.2 (III)	128.53	1677	1754	2268	2248			
	12	1358	2.2 (III)	146.17	1729	1754	2263	2248			
	9.7	1649	1.8 (II)	178.31	1812	1754	2252	2248			
	8.7	1639	1.9 (II)	198.86	1919	1754	2257	2248			
	7.7	1839	1.8 (II)	224.12	1976	1754	2250	2248			
	6.8	2075	1.6 (II)	254.89	2034	1754	2241	2248			
	5.5	2513	1.3 (I)	310.92	2124	1754	2223	2248			
	4.9	2808	1.2 (I)	349.37	2174	1754	2210	2248			
	4.4	3163	1.1 (I)	395.51	2224	1754	2193	2248			
	3.7	2839	1.2 (I)	471.70	2473	1754	2214	2248			
	3.2	3172	1.1 (I)	531.64	2473	1754	2199	2248			
	2.9	3565	0.9 (I)	604.62	2457	1754	2179	2248			
	18	943	2.2 (III)	97.65	2449	2698	2923	2698	SK 13080 - 71 SP/4	90.6	F54
	16	1059	2.2 (III)	109.80	2537	2698	2923	2698			
	13	1223	2.2 (III)	127.74	2651	2698	2923	2698			
	12	1361	2.2 (III)	143.05	2736	2698	2923	2698			
	11	1546	2.2 (III)	163.11	2839	2698	2923	2698			
	8.9	1823	2.2 (III)	193.73	2923	2698	2923	2698			
	7.5	1927	2.6 (III)	228.52	2923	2698	2923	2698			
	6.5	2220	2.3 (III)	265.87	2923	2698	2923	2698			
	5.8	2465	2.2 (III)	297.73	2923	2698	2923	2698			
	5.1	2794	2.2 (III)	339.48	2923	2698	2923	2698			
	4.3	3286	2.1 (III)	403.20	2923	2698	2923	2698			
	3.6	2984	2.3 (III)	482.13	2923	2698	2923	2698			
	3.2	3322	2.1 (III)	542.07	2923	2698	2923	2698			
	2.7	3803	1.8 (II)	630.68	2923	2698	2923	2698			
	2.4	4205	1.6 (II)	706.25	2923	2698	2923	2698			
	2.1	4743	1.4 (II)	805.28	2923	2698	2923	2698			
	1.8	5550	1.2 (I)	956.44	2923	2698	2923	2698			
	1.4	6855	1.0 (I)	1198.81	2923	2698	2923	2698			
	2.7	4052	3.1 (III)	645.00	3642	3597	3642	3597	SK 32100 - 71 SP/4	136.9	F56
	3.7	3070	4.6 (III)	468.37	3642	3597	3642	3597	SK 33100 - 71 SP/4	154.5	F58
	3.3	3355	4.2 (III)	519.31	3642	3597	3642	3597			
	2.6	4135	3.4 (III)	660.60	3642	3597	3642	3597			
	1.5	6943	2.0 (III)	1175.19	3642	3597	3642	3597			
	1.1	8747	1.6 (II)	1507.71	3642	3597	3642	3597			
	1.0	9632	1.5 (II)	1671.69	3642	3597	3642	3597			
	0.8	12504	1.1 (I)	2200.07	3642	3597	3642	3597			



0.33 hp
0.50 hp



P_1 [hp]	n_2 [rpm]	M_2 [lb-in]	f_B (AGMA Class)	i_{ges}	F_R [lb]	F_A [lb]	$F_{R VL}$ [lb]	$F_{A VL}$ [lb]	Unit Type	lb	inch F			
0.33	1.4	7483	3.7 (III)	1198.50	5957	6070	5957	6295	SK 43125 - 71 SP/4	262.6	F62			
	1.2	9046	3.0 (III)	1476.55	5957	6070	5957	6295						
	1.1	9965	2.7 (III)	1639.55	5957	6070	5957	6295						
	0.9	11228	2.4 (III)	1860.07	5957	6070	5957	6295						
	0.8	12325	2.2 (III)	2056.63	5957	6070	5957	6295						
	0.7	14967	1.8 (II)	2526.44	5957	6070	5957	6295						
	0.5	20101	1.4 (II)	3442.09	5957	6070	5957	6295						
0.3	29139	0.9 (I)	5057.67	5957	6070	5957	6295							
0.50	117	228	4.4 (III)	14.72	796	1508	1360	1798	SK 02050 - 71 LP/4	51.1	F44			
	102	260	4.1 (III)	16.86	827	1566	1360	1798						
	89	296	4.3 (III)	19.42	860	1607	1360	1798						
	72	363	3.8 (III)	24.01	913	1607	1360	1798						
	64	409	3.4 (III)	27.21	944	1607	1360	1798						
	56	464	3.0 (III)	30.94	978	1607	1360	1798						
	48	492	2.8 (III)	35.55	1039	1607	1360	1798						
	42	560	2.4 (III)	40.95	1079	1607	1360	1798						
	34	683	2.0 (III)	50.63	1142	1607	1360	1798						
	30	766	1.9 (II)	57.38	1179	1607	1360	1798						
	26	865	1.7 (II)	65.25	1218	1607	1360	1798						
	21	878	1.7 (II)	80.58	1331	1607	1360	1798						
	19	991	1.5 (II)	92.82	1360	1607	1360	1798						
	15	1194	1.2 (I)	114.75	1360	1607	1360	1798						
	13	1331	1.1 (I)	130.05	1360	1607	1360	1798						
	12	1493	1.0 (I)	147.90	1360	1607	1360	1798						
	60	435	5.0 (III)	28.61	1072	1754	2291	2248				SK 12063 - 71 LP/4	60	F48
	49	526	4.4 (III)	34.89	1135	1754	2288	2248						
	44	548	4.0 (III)	38.92	1184	1754	2289	2248						
39	614	3.6 (III)	43.86	1226	1754	2288	2248							
35	690	3.4 (III)	49.88	1271	1754	2286	2248							
28	830	3.0 (III)	60.85	1343	1754	2282	2248							
25	923	2.8 (III)	68.37	1386	1754	2280	2248							
22	1034	2.6 (III)	77.40	1431	1754	2276	2248							
19	1035	2.5 (III)	92.31	1542	1754	2278	2248							
17	1150	2.3 (III)	104.04	1594	1754	2275	2248							
15	1282	2.0 (III)	118.32	1650	1754	2271	2248							
12	1523	1.7 (II)	144.33	1740	1754	2264	2248							
11	1682	1.6 (II)	162.18	1793	1754	2259	2248							
9.4	1871	1.5 (II)	183.60	1849	1754	2253	2248							
8.8	2451	1.3 (I)	195.86†	1771	1754	2226	2248							
7.7	2771	1.1 (I)	223.17†	1813	1754	2212	2248							
6.5	3254	1.0 (I)	264.24	1862	1754	2189	2248							
4.2	3819	0.8 (I)	413.10†	2205	1754	2166	2248							
18	1124	4.4 (III)	94.35	2428	2698	2923	2698	SK 12080 - 71 LP/4	82	F52				
16	1246	4.2 (III)	106.08	2518	2698	2923	2698							
14	1417	3.9 (III)	123.42	2635	2698	2923	2698							
12	1557	3.7 (III)	138.21	2723	2698	2923	2698							
11	1740	3.4 (III)	157.59	2831	2698	2923	2698							
9.2	2009	3.0 (III)	187.17	2923	2698	2923	2698							
7.4	2433	2.6 (III)	234.60	2923	2698	2923	2698							
6.2	3489	1.8 (II)	276.92	2923	2698	2923	2698							
3.3	4844	1.3 (I)	520.20	2923	2698	2923	2698							
2.6	5967	1.1 (I)	656.88	2923	2698	2923	2698							

† Only available in version .Z or .F

Helical-worm
gear units

0.50 hp



P_1 [hp]	n_2 [rpm]	M_2 [lb-in]	f_B (AGMA Class)	i_{ges}	F_R [lb]	F_A	$F_{R VL}$ [lb]	$F_{A VL}$	Unit Type	 lb	 inch
0.50	41	646	1.5 (II)	41.74	988	1607	1360	1798	SK 13050 - 71 LP/4	62.2	F46
	36	740	1.3 (I)	48.08	1014	1607	1360	1798			
	29	912	1.3 (I)	59.44	1049	1607	1360	1798			
	26	1030	1.1 (I)	67.37	1067	1607	1360	1798			
	23	1171	1.1 (I)	76.61	1082	1607	1360	1798			
	20	1247	1.3 (I)	86.15	1236	1607	1360	1798			
	17	1426	1.2 (I)	99.23	1265	1607	1360	1798			
	14	1756	1.0 (I)	122.68	1305	1607	1360	1798			
12	1981	0.9 (I)	139.04	1324	1607	1360	1798				
26	1004	1.5 (II)	65.20	1261	1754	2264	2248	SK 13063 - 71 LP/4	71	F50	
22	1221	1.4 (II)	79.54	1310	1754	2255	2248				
18	1390	1.5 (II)	97.03	1472	1754	2262	2248				
15	1619	1.4 (II)	114.04	1523	1754	2254	2248				
13	1820	1.5 (II)	128.53	1561	1754	2246	2248				
12	2057	1.4 (II)	146.17	1598	1754	2236	2248				
9.7	2498	1.2 (I)	178.31	1652	1754	2217	2248				
8.7	2484	1.3 (I)	198.86	1775	1754	2225	2248				
7.7	2786	1.2 (I)	224.12	1814	1754	2211	2248				
6.8	3143	1.0 (I)	254.89	1852	1754	2194	2248				
5.5	3807	0.9 (I)	310.92	1903	1754	2159	2248				
18	1429	1.4 (II)	97.65	2372	2698	2923	2698	SK 13080 - 71 LP/4	93	F54	
16	1604	1.4 (II)	109.80	2451	2698	2923	2698				
13	1853	1.4 (II)	127.74	2551	2698	2923	2698				
12	2062	1.5 (II)	143.05	2624	2698	2923	2698				
11	2342	1.4 (II)	163.11	2712	2698	2923	2698				
8.9	2762	1.4 (II)	193.73	2825	2698	2923	2698				
7.5	2920	1.7 (II)	228.52	2923	2698	2923	2698				
6.5	3364	1.5 (II)	265.87	2923	2698	2923	2698				
5.8	3736	1.4 (II)	297.73	2923	2698	2923	2698				
5.1	4233	1.5 (II)	339.48	2923	2698	2923	2698				
4.3	4979	1.4 (II)	403.20	2923	2698	2923	2698				
3.6	4521	1.5 (II)	482.13	2923	2698	2923	2698				
3.2	5033	1.4 (II)	542.07	2923	2698	2923	2698				
2.7	5762	1.2 (I)	630.68	2923	2698	2923	2698				
2.4	6371	1.1 (I)	706.25	2923	2698	2923	2698				
2.1	7186	0.9 (I)	805.28	2923	2698	2923	2698				
1.8	8409	0.8 (I)	956.44	2923	2698	2923	2698				
7.1	2663	4.7 (III)	241.50	3642	3597	3642	3597	SK 32100 - 71 LP/4	139.3	F56	
2.7	6140	2.0 (III)	645.00	3642	3597	3642	3597				
6.7	3358	4.0 (III)	257.63	3642	3597	3642	3597	SK 33100 - 71 LP/4	157	F58	
5.8	3178	4.2 (III)	299.28	3642	3597	3642	3597				
4.7	3762	3.6 (III)	365.07	3642	3597	3642	3597				
3.7	4652	3.0 (III)	468.37	3642	3597	3642	3597				
3.3	5084	2.8 (III)	519.31	3642	3597	3642	3597				
2.6	6265	2.2 (III)	660.60	3642	3597	3642	3597				
1.5	10519	1.3 (I)	1175.19	3642	3597	3642	3597				
1.1	13253	1.1 (I)	1507.71	3642	3597	3642	3597				
1.0	14594	1.0 (I)	1671.69	3642	3597	3642	3597				
1.4	11338	2.4 (III)	1198.50	5957	6070	5957	6295				SK 43125 - 71 LP/4
1.2	13707	2.0 (III)	1476.55	5957	6070	5957	6295				
1.1	15098	1.8 (II)	1639.55	5957	6070	5957	6295				
0.9	17012	1.6 (II)	1860.07	5957	6070	5957	6295				
0.8	18674	1.5 (II)	2056.63	5957	6070	5957	6295				
0.7	22677	1.2 (I)	2526.44	5957	6070	5957	6295				
0.5	30457	0.9 (I)	3442.09	5957	6070	5957	6295				



0.75 hp

P_1 [hp]	n_2 [rpm]	M_2 [lb-in]	f_B (AGMA Class)	i_{ges}	F_R [lb]	F_A	$F_{R VL}$ [lb]	$F_{A VL}$	Unit Type		 inch
0.75	212	197	4.9 (III)	8.17	632	1153	1360	1798	SK 02050 - 80 SP/4	56.7	F44
	185	226	4.3 (III)	9.41	656	1190	1360	1798			
	149	278	3.6 (III)	11.63	692	1243	1360	1798			
	132	313	3.4 (III)	13.18	714	1272	1360	1798			
	117	340	2.9 (III)	14.72	768	1446	1360	1798			
	103	387	2.7 (III)	16.86	796	1495	1360	1798			
	89	442	2.9 (III)	19.42	825	1545	1360	1798			
	72	542	2.5 (III)	24.01	870	1607	1360	1798			
	64	610	2.2 (III)	27.21	896	1607	1360	1798			
	56	692	2.0 (III)	30.94	923	1607	1360	1798			
	49	735	1.9 (II)	35.55	989	1607	1360	1798			
	42	835	1.6 (II)	40.95	1022	1607	1360	1798			
	34	1019	1.3 (I)	50.63	1073	1607	1360	1798			
	30	1143	1.3 (I)	57.38	1101	1607	1360	1798			
	27	1290	1.2 (I)	65.25	1130	1607	1360	1798			
	21	1310	1.1 (I)	80.58	1248	1607	1360	1798			
	19	1479	1.0 (I)	92.82	1287	1607	1360	1798			
15	1782	0.8 (0)	114.75	1345	1607	1360	1798				
111	374	4.5 (III)	15.57	846	1476	2289	2248	SK 12063 - 80 SP/4	65.5	F48	
91	440	4.3 (III)	18.99	923	1675	2291	2248				
78	512	4.2 (III)	22.32	964	1747	2289	2248				
69	575	3.8 (III)	25.15	997	1754	2287	2248				
61	649	3.3 (III)	28.61	1030	1754	2285	2248				
50	785	3.0 (III)	34.89	1085	1754	2281	2248				
45	818	2.6 (III)	38.92	1137	1754	2282	2248				
40	916	2.4 (III)	43.86	1173	1754	2280	2248				
35	1029	2.3 (III)	49.88	1211	1754	2277	2248				
28	1238	2.0 (III)	60.85	1272	1754	2270	2248				
25	1377	1.9 (II)	68.37	1306	1754	2266	2248				
22	1543	1.7 (II)	77.40	1343	1754	2261	2248				
19	1545	1.7 (II)	92.31	1459	1754	2264	2248				
17	1716	1.5 (II)	104.04	1503	1754	2258	2248				
15	1914	1.4 (II)	118.32	1548	1754	2251	2248				
12	2273	1.2 (I)	144.33	1620	1754	2238	2248				
11	2511	1.1 (I)	162.18	1660	1754	2229	2248				
9.4	2792	1.0 (I)	183.60	1702	1754	2217	2248				
8.9	3657	0.9 (0)	195.86	1561	1754	2168	2248				
33	1118	4.6 (III)	52.03	1953	2698	2923	2698	SK 12080 - 80 SP/4	87.5	F52	
30	1238	4.3 (III)	58.27	2016	2698	2923	2698				
26	1397	4.0 (III)	66.44	2093	2698	2923	2698				
22	1633	3.5 (III)	78.91	2194	2698	2923	2698				
18	1678	3.0 (III)	94.35	2354	2698	2923	2698				
16	1860	2.8 (III)	106.08	2437	2698	2923	2698				
14	2115	2.6 (III)	123.42	2542	2698	2923	2698				
13	2324	2.5 (III)	138.21	2622	2698	2923	2698				
11	2598	2.3 (III)	157.59	2718	2698	2923	2698				
9.3	2999	2.0 (III)	187.17	2845	2698	2923	2698				
7.4	3632	1.7 (II)	234.60	2923	2698	2923	2698				
6.3	5205	1.2 (I)	276.92	2923	2698	2923	2698				
4.3	5774	1.1 (I)	402.90†	2923	2698	2923	2698				
3.3	7229	0.9 (0)	520.20†	2923	2698	2923	2698				
41	964	1.0 (I)	41.74	882	1376	1360	1798	SK 13050 - 80 SP/4	67.7	F46	
36	1104	0.9 (0)	48.08	892	1348	1360	1798				
29	1360	0.8 (0)	59.44	899	1274	1360	1798				
20	1860	0.9 (0)	86.15	1090	1607	1360	1798				

† Only available in version .Z or .F

G1000 IE3 · 60Hz

Send Quote Requests to info@automatedpt.com
Call +1(800)985-6929 To Order or Order Online At Nordgearmotors.com

www.nord.com | F15

Helical-worm
gear units

0.75 hp
1.00 hp



P_1 [hp]	n_2 [rpm]	M_2 [lb-in]	f_B (AGMA Class)	i_{ges}	F_R [lb]	F_A	$F_{R VL}$ [lb]	$F_{A VL}$	Unit Type		
0.75	27	1497	1.0 (I)	65.20	1133	1754	2243	2248	SK 13063 - 80 SP/4	76.5	F50
	22	1821	1.0 (I)	79.54	1154	1722	2228	2248			
	18	2073	1.0 (I)	97.03	1342	1754	2236	2248			
	15	2415	1.0 (I)	114.04	1371	1754	2221	2248			
	13	2715	1.0 (I)	128.53	1390	1754	2208	2248			
	12	3068	1.0 (I)	146.17	1405	1754	2190	2248			
	9.7	3726	0.8 (O)	178.31	1418	1754	2154	2248			
8.7	3705	0.9 (O)	198.86	1563	1754	2165	2248				
	13	2349	4.7 (III)	129.00	3642	3597	3642	3597	SK 32100 - 80 SP/4	144.8	F56
	10	2898	4.1 (III)	165.50	3642	3597	3642	3597			
	9.5	3159	3.8 (III)	183.50	3642	3597	3642	3597			
	7.2	3975	3.2 (III)	241.50	3642	3597	3642	3597			
	3.4	7469	1.7 (II)	510.00	3642	3597	3642	3597			
	2.7	9163	1.4 (II)	645.00	3642	3597	3642	3597			
	32	1271	4.8 (III)	53.70	2783	3597	3642	3597	SK 33100 - 80 SP/4	162.5	F58
	16	2417	4.4 (III)	109.32	3516	3597	3642	3597			
	14	2664	4.0 (III)	121.21	3618	3597	3642	3597			
	12	2903	4.0 (III)	142.38	3642	3597	3642	3597			
	9.5	3650	3.4 (III)	182.66	3642	3597	3642	3597			
	6.7	5009	2.7 (III)	257.63	3642	3597	3642	3597			
	5.8	4744	2.8 (III)	299.28	3642	3597	3642	3597			
	4.8	5615	2.4 (III)	365.07	3642	3597	3642	3597			
	3.7	6944	2.0 (III)	468.37	3642	3597	3642	3597			
	3.3	7588	1.9 (II)	519.31	3642	3597	3642	3597			
	2.6	9350	1.5 (II)	660.60	3642	3597	3642	3597			
	1.5	15695	0.9 (O)	1175.19	3642	3597	3642	3597			
	6.4	5382	4.6 (III)	269.76	5957	6070	5957	6295	SK 43125 - 80 SP/4	270.5	F62
	5.4	6355	3.3 (III)	323.51	5957	6070	5957	6295			
	4.6	7370	3.1 (III)	380.39	5957	6070	5957	6295			
	3.9	8524	3.1 (III)	444.38	5957	6070	5957	6295			
	3.2	10356	2.6 (III)	547.47	5957	6070	5957	6295			
	2.9	11431	2.1 (III)	607.91	5957	6070	5957	6295			
	2.5	12910	1.9 (II)	689.67	5957	6070	5957	6295			
	2.2	11712	2.3 (III)	794.58	5957	6070	5957	6295			
	1.9	13450	2.0 (III)	928.25	5957	6070	5957	6295			
	1.4	16919	1.6 (II)	1198.50	5957	6070	5957	6295			
	1.2	20451	1.3 (I)	1476.55	5957	6070	5957	6295			
	1.1	22526	1.2 (I)	1639.55	5957	6070	5957	6295			
	0.9	25380	1.1 (I)	1860.07	5957	6070	5957	6295			
	0.8	27860	1.0 (I)	2056.63	5957	6070	5957	6295			
	0.7	33830	0.8 (O)	2526.44	5957	6070	5957	6295			
1.00	314	180	4.7 (III)	5.51	553	937	1360	1798	SK 02050 - 80 LP/4	57.8	F44
	242	232	4.0 (III)	7.13	592	1034	1360	1798			
	211	264	3.7 (III)	8.17	612	1089	1360	1798			
	184	302	3.2 (III)	9.41	632	1120	1360	1798			
	149	371	2.7 (III)	11.63	663	1158	1360	1798			
	132	419	2.5 (III)	13.18	681	1176	1360	1798			
	117	455	2.2 (III)	14.72	743	1387	1360	1798			
	102	518	2.1 (III)	16.86	767	1427	1360	1798			
	89	591	2.2 (III)	19.42	792	1467	1360	1798			
	72	725	1.9 (II)	24.01	829	1525	1360	1798			
	64	816	1.7 (II)	27.21	850	1555	1360	1798			




1.00 hp



P_1 [hp]	n_2 [rpm]	M_2 [lb-in]	f_B (AGMA Class)	i_{ges}	F_R [lb]	F_A [lb]	$F_{R VL}$ [lb]	$F_{A VL}$ [lb]	Unit Type		
1.00	56	925	1.5 (II)	30.94	870	1583	1360	1798	SK 02050 - 80 LP/4	57.8	F44
	49	982	1.4 (II)	35.55	941	1607	1360	1798			
	42	1117	1.2 (I)	40.95	967	1607	1360	1798			
	34	1362	1.0 (I)	50.63	1005	1607	1360	1798			
	30	1527	1.0 (I)	57.38	1026	1607	1360	1798			
	27	1725	0.9 (0)	65.25	1045	1607	1360	1798			
	21	1751	0.8 (0)	80.58	1168	1607	1360	1798			
174	324	4.7 (III)	9.96	730	1274	2141	2248	SK 12063 - 80 LP/4	66.6	F48	
154	364	4.3 (III)	11.22	753	1308	2213	2248				
136	412	3.9 (III)	12.76	777	1343	2287	2248				
111	500	3.4 (III)	15.57	816	1395	2284	2248				
91	588	3.2 (III)	18.99	897	1621	2287	2248				
78	685	3.2 (III)	22.32	934	1685	2284	2248				
69	769	2.8 (III)	25.15	962	1732	2282	2248				
61	867	2.5 (III)	28.61	991	1754	2279	2248				
50	1049	2.2 (III)	34.89	1037	1754	2273	2248				
45	1094	2.0 (III)	38.92	1092	1754	2275	2248				
39	1224	1.8 (II)	43.86	1123	1754	2271	2248				
35	1376	1.7 (II)	49.88	1155	1754	2266	2248				
28	1655	1.5 (II)	60.85	1203	1754	2257	2248				
25	1841	1.4 (II)	68.37	1230	1754	2250	2248				
22	2062	1.3 (I)	77.40	1257	1754	2242	2248				
19	2066	1.3 (I)	92.31	1381	1754	2246	2248				
17	2294	1.1 (I)	104.04	1415	1754	2238	2248				
15	2558	1.0 (I)	118.32	1451	1754	2227	2248				
12	3038	0.9 (0)	144.33	1503	1754	2206	2248				
11	3356	0.8 (0)	162.18	1530	1754	2191	2248				
54	990	4.7 (III)	31.92	1636	2698	2923	2698	SK 12080 - 80 LP/4	88.6	F52	
46	1164	4.2 (III)	37.91	1713	2698	2923	2698				
39	1300	3.7 (III)	44.72	1828	2698	2923	2698				
33	1494	3.4 (III)	52.03	1905	2698	2923	2698				
30	1655	3.2 (III)	58.27	1962	2698	2923	2698				
26	1868	3.0 (III)	66.44	2031	2698	2923	2698				
22	2184	2.7 (III)	78.91	2121	2698	2923	2698				
18	2242	2.2 (III)	94.35	2286	2698	2923	2698				
16	2487	2.1 (III)	106.08	2361	2698	2923	2698				
14	2827	1.9 (II)	123.42	2456	2698	2923	2698				
13	3106	1.8 (II)	138.21	2526	2698	2923	2698				
11	3472	1.7 (II)	157.59	2611	2698	2923	2698				
9.3	4009	1.5 (II)	187.17	2721	2698	2923	2698				
7.4	4854	1.3 (I)	234.60	2866	2698	2923	2698				
4.3	7718	0.8 (0)	402.90†	2923	2698	2923	2698				
18	2664	4.4 (III)	94.19	3341	3597	3642	3597	SK 32100 - 80 LP/4	145.9	F56	
13	3140	3.5 (III)	129.00	3642	3597	3642	3597				
10	3874	3.0 (III)	165.50	3642	3597	3642	3597				
9.4	4222	2.9 (III)	183.50	3642	3597	3642	3597				
7.2	5313	2.4 (III)	241.50	3642	3597	3642	3597				
3.4	9983	1.3 (I)	510.00	3642	3597	3642	3597				
2.7	12248	1.0 (I)	645.00	3642	3597	3642	3597				

† Only available in version .Z or .F

Helical-worm
gear units

1.00 hp
1.50 hp



P_1 [hp]	n_2 [rpm]	M_2 [lb-in]	f_B (AGMA Class)	i_{ges}	F_R [lb]	F_A	$F_{R VL}$ [lb]	$F_{A VL}$	Unit Type						
1.00	32	1699	3.6 (III)	53.70	2711	3597	3642	3597	SK 33100 - 80 LP/4	163.6	F58				
	25	2115	4.5 (III)	69.85	3027	3597	3642	3597							
	20	2554	3.7 (III)	85.21	3200	3597	3642	3597							
	16	3231	3.3 (III)	109.32	3420	3597	3642	3597							
	14	3562	3.0 (III)	121.21	3513	3597	3642	3597							
	12	3881	3.0 (III)	142.38	3642	3597	3642	3597							
	9.5	4879	2.6 (III)	182.66	3642	3597	3642	3597							
	6.7	6697	2.0 (III)	257.63	3642	3597	3642	3597							
	5.8	6340	2.1 (III)	299.28	3642	3597	3642	3597							
	4.7	7505	1.8 (II)	365.07	3642	3597	3642	3597							
	3.7	9281	1.5 (II)	468.37	3642	3597	3642	3597							
	3.3	10142	1.4 (II)	519.31	3642	3597	3642	3597							
	2.6	12499	1.1 (I)	660.60	3642	3597	3642	3597							
	1.00	9.2	5160	4.4 (III)	187.80	5564	6070	5957				6295	SK 43125 - 80 LP/4	271.6	F62
7.3		6377	3.9 (III)	236.58	5940	6070	5957	6295							
6.4		7195	3.5 (III)	269.76	5957	6070	5957	6295							
5.3		8496	2.5 (III)	323.51	5957	6070	5957	6295							
4.6		9853	2.3 (III)	380.39	5957	6070	5957	6295							
3.9		11397	2.3 (III)	444.38	5957	6070	5957	6295							
3.2		13845	2.0 (III)	547.47	5957	6070	5957	6295							
2.8		15283	1.5 (II)	607.91	5957	6070	5957	6295							
2.5		17260	1.5 (II)	689.67	5957	6070	5957	6295							
2.2		15656	1.7 (II)	794.58	5957	6070	5957	6295							
1.9		17979	1.5 (II)	928.25	5957	6070	5957	6295							
1.4		22617	1.2 (I)	1198.50	5957	6070	5957	6295							
1.2		27340	1.0 (I)	1476.55	5957	6070	5957	6295							
1.1		30115	0.9 (I)	1639.55	5957	6070	5957	6295							
0.9	33931	0.8 (I)	1860.07	5957	6070	5957	6295								
1.50	426	199	3.8 (III)	4.09	493	798	1360	1798	SK 02050 - 90 SP/4	68.6	F44				
	316	268	3.1 (III)	5.51	524	843	1360	1798							
	243	345	2.7 (III)	7.13	554	907	1360	1798							
	213	394	2.5 (III)	8.17	569	940	1360	1798							
	185	450	2.2 (III)	9.41	584	974	1360	1798							
	150	554	1.8 (II)	11.63	604	985	1360	1798							
	132	624	1.7 (II)	13.18	613	981	1360	1798							
	118	679	1.5 (II)	14.72	690	1265	1360	1798							
	103	772	1.4 (II)	16.86	707	1289	1360	1798							
	90	882	1.5 (II)	19.42	723	1309	1360	1798							
	73	1081	1.3 (I)	24.01	745	1330	1360	1798							
	64	1217	1.1 (I)	27.21	755	1335	1360	1798							
	56	1379	1.0 (I)	30.94	763	1333	1360	1798							
	49	1465	0.9 (I)	35.55	843	1607	1360	1798							
	43	1666	0.8 (I)	40.95	856	1607	1360	1798							
	1.50	235	362	3.8 (III)	7.43	643	1055	1941				2248	SK 12063 - 90 SP/4	77.4	F48
		205	413	3.6 (III)	8.47	664	1107	2013				2248			
175		483	3.1 (III)	9.96	689	1168	2100	2248							
155		543	2.9 (III)	11.22	707	1189	2169	2248							
136		614	2.6 (III)	12.76	726	1208	2241	2248							
112		746	2.3 (III)	15.57	753	1231	2275	2248							
92		878	2.2 (III)	18.99	842	1510	2279	2248							
78		1022	2.1 (III)	22.32	870	1554	2274	2248							
69		1147	1.9 (II)	25.15	891	1586	2270	2248							
61		1294	1.7 (II)	28.61	911	1616	2266	2248							



1.50 hp

P_1 [hp]	n_2 [rpm]	M_2 [lb-in]	f_B (AGMA Class)	i_{ges}	F_R [lb]	F_A	$F_{R VL}$ [lb]	$F_{A VL}$	Unit Type	lb	inch F
1.50	50	1565	1.5 (II)	34.89	940	1655	2256	2248	SK 12063 - 90 SP/4	77.4	F48
	45	1632	1.3 (I)	38.92	1000	1754	2258	2248			
	40	1826	1.2 (I)	43.86	1020	1754	2251	2248			
	35	2053	1.1 (I)	49.88	1039	1754	2243	2248			
	29	2469	1.0 (I)	60.85	1064	1754	2226	2248			
	25	2747	1.0 (I)	68.37	1075	1754	2214	2248			
	22	3077	0.9 (0)	77.40	1083	1754	2199	2248			
	19	3083	0.8 (0)	92.31	1220	1754	2204	2248			
	139	614	5.0 (III)	12.51	1177	2012	2852	2698			
	124	683	4.7 (III)	14.01	1211	2062	2923	2698			
	109	777	4.5 (III)	15.98	1252	2119	2923	2698			
	91	904	4.5 (III)	19.11	1365	2414	2923	2698			
	81	1015	4.1 (III)	21.49	1409	2489	2923	2698			
	69	1172	3.7 (III)	25.00	1465	2583	2923	2698			
62	1303	3.5 (III)	27.99	1507	2652	2923	2698				
54	1477	3.1 (III)	31.92	1556	2698	2923	2698				
46	1736	2.8 (III)	37.91	1620	2698	2923	2698				
39	1940	2.5 (III)	44.72	1737	2698	2923	2698				
33	2230	2.3 (III)	52.03	1801	2698	2923	2698				
30	2470	2.2 (III)	58.27	1848	2698	2923	2698				
26	2787	2.0 (III)	66.44	1902	2698	2923	2698				
22	3258	1.8 (II)	78.91	1971	2698	2923	2698				
18	3347	1.5 (II)	94.35	2144	2698	2923	2698				
16	3712	1.4 (II)	106.08	2203	2698	2923	2698				
14	4220	1.3 (I)	123.42	2276	2698	2923	2698				
13	4637	1.2 (I)	138.21	2329	2698	2923	2698				
11	5183	1.1 (I)	157.59	2391	2698	2923	2698				
9.3	5984	1.0 (I)	187.17	2467	2698	2923	2698				
7.4	7246	0.9 (0)	234.60	2558	2698	2923	2698				
41	1993	4.9 (III)	42.83	2545	3597	3642	3597				
35	2233	4.4 (III)	50.31	2698	3597	3642	3597				
27	2811	3.7 (III)	64.55	2890	3597	3642	3597				
24	3089	3.5 (III)	71.57	2971	3597	3642	3597				
18	3975	2.9 (III)	94.19	3192	3597	3642	3597				
17	3898	2.7 (III)	104.00	3363	3597	3642	3597				
14	4687	2.3 (III)	129.00	3565	3597	3642	3597				
11	5783	2.0 (III)	165.50	3642	3597	3642	3597				
9.5	6302	1.9 (II)	183.50	3642	3597	3642	3597				
7.2	7932	1.6 (II)	241.50	3642	3597	3642	3597				
5.7	9601	1.3 (I)	304.00	3642	3597	3642	3597				
4.2	12360	1.0 (I)	410.00	3642	3597	3642	3597				
3.4	14900	0.8 (0)	510.00	3642	3597	3642	3597				
32	2534	2.4 (III)	53.70	2560	3597	3642	3597				
25	3155	3.0 (III)	69.85	2895	3597	3642	3597				
20	3810	2.5 (III)	85.21	3041	3597	3642	3597				
16	4821	2.2 (III)	109.32	3220	3597	3642	3597				
14	5314	2.0 (III)	121.21	3292	3597	3642	3597				
12	5791	2.0 (III)	142.38	3525	3597	3642	3597				
9.5	7280	1.7 (II)	182.66	3642	3597	3642	3597				
6.8	9992	1.3 (I)	257.63	3642	3597	3642	3597				
5.8	9465	1.4 (II)	299.28	3642	3597	3642	3597				
4.8	11203	1.2 (I)	365.07	3642	3597	3642	3597				
3.7	13853	1.0 (I)	468.37	3642	3597	3642	3597				
3.3	15138	0.9 (0)	519.31	3642	3597	3642	3597				

Helical-worm
gear units

1.50 hp
2.00 hp



P_1 [hp]	n_2 [rpm]	M_2 [lb-in]	f_B (AGMA Class)	i_{ges}	F_R [lb]	F_A	$F_{R VL}$ [lb]	$F_{A VL}$	Unit Type		
1.50	17	4049	4.7 (III)	100.58	4551	6070	5957	6295	SK 42125 - 90 SP/4	244.9	F60
	15	4642	4.3 (III)	117.50	4764	6070	5957	6295			
	12	5549	3.8 (III)	144.76	5056	6070	5957	6295			
	11	6065	3.6 (III)	160.74	5209	6070	5957	6295			
	9.5	6758	3.4 (III)	182.36	5400	6070	5957	6295			
	8.6	7346	3.2 (III)	201.63	5552	6070	5957	6295			
	3.5	15563	1.6 (II)	495.85	5957	6070	5957	6295			
	2.5	20819	1.2 (I)	695.60	5957	6070	5957	6295			
1.50	28	2924	4.8 (III)	62.50	3872	6070	5957	6295	SK 43125 - 90 SP/4	282.4	F62
	25	3247	4.3 (III)	69.99	3996	6070	5957	6295			
	20	3948	3.9 (III)	86.22	4232	6070	5957	6295			
	16	4790	4.4 (III)	110.97	4625	6070	5957	6295			
	13	5538	4.0 (III)	130.49	4835	6070	5957	6295			
	11	6380	3.6 (III)	152.44	5043	6070	5957	6295			
	9.3	7699	3.0 (III)	187.80	5325	6070	5957	6295			
	7.4	9516	2.6 (III)	236.58	5645	6070	5957	6295			
	6.4	10736	2.3 (III)	269.76	5826	6070	5957	6295			
	5.4	12677	1.7 (II)	323.51	5957	6070	5957	6295			
	4.6	14700	1.6 (II)	380.39	5957	6070	5957	6295			
	3.9	17003	1.6 (II)	444.38	5957	6070	5957	6295			
	3.2	20656	1.3 (I)	547.47	5957	6070	5957	6295			
	2.9	22800	1.0 (I)	607.91	5957	6070	5957	6295			
	2.5	25749	1.0 (I)	689.67	5957	6070	5957	6295			
	2.2	23366	1.2 (I)	794.58	5957	6070	5957	6295			
1.9	26830	1.0 (I)	928.25	5957	6070	5957	6295				
1.5	33749	0.8 (0)	1198.50	5957	6070	5957	6295				
2.00	423	266	2.8 (III)	4.09	474	743	1360	1798	SK 02050 - 90 LP/4	72.1	F44
	314	359	2.3 (III)	5.51	496	754	1360	1798			
	242	463	2.0 (III)	7.13	518	785	1360	1798			
	211	528	1.8 (II)	8.17	528	798	1360	1798			
	184	604	1.6 (II)	9.41	536	806	1360	1798			
	149	743	1.3 (I)	11.63	545	809	1360	1798			
	132	837	1.3 (I)	13.18	547	785	1360	1798			
	117	910	1.1 (I)	14.72	639	1146	1360	1798			
	102	1035	1.0 (I)	16.86	649	1152	1360	1798			
	89	1182	1.1 (I)	19.42	656	1152	1360	1798			
	72	1450	0.9 (0)	24.01	662	1136	1360	1798			
	64	1632	0.8 (0)	27.21	662	1116	1360	1798			
2.00	234	486	2.8 (III)	7.43	614	966	1917	2248	SK 12063 - 90 LP/4	80.9	F48
	204	554	2.7 (III)	8.47	631	1002	1985	2248			
	174	647	2.3 (III)	9.96	650	1046	2067	2248			
	154	728	2.1 (III)	11.22	663	1071	2130	2248			
	136	824	1.9 (II)	12.76	676	1074	2197	2248			
	111	1000	1.7 (II)	15.57	692	1067	2265	2248			
	91	1177	1.6 (II)	18.99	790	1402	2270	2248			
	78	1370	1.6 (II)	22.32	809	1427	2263	2248			
	69	1538	1.4 (II)	25.15	821	1443	2257	2248			
	61	1735	1.3 (I)	28.61	832	1453	2250	2248			
	50	2098	1.1 (I)	34.89	844	1456	2236	2248			
	45	2188	1.0 (I)	38.92	910	1701	2238	2248			
	39	2448	0.9 (0)	43.86	919	1719	2227	2248			
	35	2752	0.8 (0)	49.88	925	1731	2214	2248			

Helical-worm gear units



2.00 hp

P_1 [hp]	n_2 [rpm]	M_2 [lb-in]	f_B (AGMA Class)	i_{ges}	F_R [lb]	F_A	$F_{R VL}$ [lb]	$F_{A VL}$	Unit Type		
2.00	181	632	4.8 (III)	9.56	1063	1728	2620	2698	SK 12080 - 90 LP/4	103	F52
	161	711	4.2 (III)	10.75	1095	1810	2706	2698			
	138	823	3.7 (III)	12.51	1135	1903	2815	2698			
	124	916	3.5 (III)	14.01	1164	1940	2897	2698			
	108	1041	3.4 (III)	15.98	1198	1980	2923	2698			
	91	1212	3.3 (III)	19.11	1320	2322	2923	2698			
	80	1360	3.1 (III)	21.49	1359	2385	2923	2698			
	69	1571	2.8 (III)	25.00	1407	2462	2923	2698			
	62	1746	2.6 (III)	27.99	1441	2516	2923	2698			
	54	1980	2.3 (III)	31.92	1481	2578	2923	2698			
	46	2328	2.1 (III)	37.91	1531	2650	2923	2698			
	39	2600	1.9 (II)	44.72	1652	2698	2923	2698			
	33	2989	1.7 (II)	52.03	1702	2698	2923	2698			
	30	3310	1.6 (II)	58.27	1738	2698	2923	2698			
	26	3736	1.5 (II)	66.44	1778	2698	2923	2698			
	22	4367	1.3 (I)	78.91	1824	2698	2923	2698			
	18	4484	1.1 (I)	94.35	2007	2698	2923	2698			
	16	4973	1.1 (I)	106.08	2050	2698	2923	2698			
	14	5654	1.0 (I)	123.42	2102	2698	2923	2698			
	13	6212	0.9 (I)	138.21	2137	2698	2923	2698			
11	6944	0.9 (I)	157.59	2175	2698	2923	2698				
	58	1913	4.9 (III)	30.11	2252	3597	3642	3597	SK 32100 - 90 LP/4	160.3	F56
	50	2097	4.6 (III)	34.32	2367	3597	3642	3597			
	45	2424	4.0 (III)	38.63	2406	3597	3642	3597			
	40	2671	3.6 (III)	42.83	2470	3597	3642	3597			
	34	2994	3.3 (III)	50.31	2622	3597	3642	3597			
	27	3768	2.8 (III)	64.55	2793	3597	3642	3597			
	24	4141	2.6 (III)	71.57	2864	3597	3642	3597			
	18	5328	2.2 (III)	94.19	3053	3597	3642	3597			
	17	5223	2.0 (III)	104.00	3242	3597	3642	3597			
	13	6280	1.7 (II)	129.00	3417	3597	3642	3597			
	10	7748	1.5 (II)	165.50	3622	3597	3642	3597			
	9.4	8444	1.4 (II)	183.50	3642	3597	3642	3597			
	7.2	10627	1.2 (I)	241.50	3642	3597	3642	3597			
	5.7	12863	1.0 (I)	304.00	3642	3597	3642	3597			
	32	3398	1.8 (II)	53.70	2415	3597	3642	3597			
	25	4229	2.3 (III)	69.85	2772	3597	3642	3597			
	20	5108	1.9 (II)	85.21	2891	3597	3642	3597			
	16	6463	1.6 (II)	109.32	3028	3597	3642	3597			
	14	7124	1.5 (II)	121.21	3079	3597	3642	3597			
	12	7762	1.5 (II)	142.38	3319	3597	3642	3597			
	9.5	9758	1.3 (I)	182.66	3459	3597	3642	3597			
	6.7	13394	1.0 (I)	257.63	3601	3597	3642	3597			
	5.8	12680	1.1 (I)	299.28	3642	3597	3642	3597			
	4.7	15010	0.9 (I)	365.07	3642	3597	3642	3597			
	25	4174	4.7 (III)	69.30	3955	6070	5957	6295	SK 42125 - 90 LP/4	248.5	F60
	23	4595	4.4 (III)	76.95	4071	6070	5957	6295			
	20	5167	4.0 (III)	87.30	4216	6070	5957	6295			
	17	5426	3.5 (III)	100.58	4447	6070	5957	6295			
	15	6221	3.2 (III)	117.50	4643	6070	5957	6295			
	12	7436	2.8 (III)	144.76	4911	6070	5957	6295			
	11	8127	2.7 (III)	160.74	5049	6070	5957	6295			
	9.5	9054	2.5 (III)	182.36	5221	6070	5957	6295			
	8.6	9842	2.4 (III)	201.63	5356	6070	5957	6295			
	3.5	20852	1.2 (I)	495.85	5957	6070	5957	6295			
	2.5	27898	0.9 (I)	695.60	5957	6070	5957	6295			

Helical-worm gear units

2.00 hp
3.00 hp



P ₁ [hp]	n ₂ [rpm]	M ₂ [lb-in]	f _B (AGMA Class)	i _{ges}	F _R [lb]	F _A	F _{R VL} [lb]	F _{A VL}	Unit Type	lb	inch F			
2.00	28	3920	3.5 (III)	62.50	3777	6070	5957	6295	SK 43125 - 90 LP/4	285.9	F62			
	25	4353	3.2 (III)	69.99	3890	6070	5957	6295						
	20	5292	2.9 (III)	86.22	4102	6070	5957	6295						
	16	6420	3.3 (III)	110.97	4490	6070	5957	6295						
	13	7423	3.0 (III)	130.49	4677	6070	5957	6295						
	11	8551	2.7 (III)	152.44	4860	6070	5957	6295						
	9.2	10319	2.2 (III)	187.80	5102	6070	5957	6295						
	7.3	12754	1.9 (II)	236.58	5366	6070	5957	6295						
	6.4	14391	1.7 (II)	269.76	5510	6070	5957	6295						
	5.3	16993	1.3 (I)	323.51	5695	6070	5957	6295						
	4.6	19706	1.2 (I)	380.39	5842	6070	5957	6295						
	3.9	22793	1.2 (I)	444.38	5957	6070	5957	6295						
	3.2	27691	1.0 (I)	547.47	5957	6070	5957	6295						
	2.2	31313	0.9 (0)	794.58	5957	6070	5957	6295						
3.00	433	390	1.9 (II)	4.09	434	628	1360	1798	SK 02050 - 100 LP/4	97	F44			
	321	527	1.6 (II)	5.51	439	577	1360	1798						
	247	680	1.4 (II)	7.13	445	551	1360	1798						
	216	774	1.3 (I)	8.17	436	527	1360	1798						
	188	886	1.1 (I)	9.41	398	491	1360	1798						
	152	1090	0.9 (0)	11.63	329	411	1360	1798						
	239	713	1.9 (II)	7.43	553	786	1851	2248				SK 12063 - 100 LP/4	105.8	F48
	209	813	1.8 (II)	8.47	562	793	1912	2248						
	178	949	1.6 (II)	9.96	570	795	1982	2248						
	158	1068	1.4 (II)	11.22	573	790	2036	2248						
139	1208	1.3 (I)	12.76	574	778	2082	2248							
114	1468	1.1 (I)	15.57	569	740	2123	2248							
93	1727	1.1 (I)	18.99	682	1182	2251	2248							
79	2010	1.1 (I)	22.32	683	1173	2240	2248							
70	2257	1.0 (I)	25.15	681	1157	2230	2248							
62	2546	0.9 (0)	28.61	675	1131	2217	2248							
3.00	234	738	3.5 (III)	7.55	943	1424	2397	2698	SK 12080 - 100 LP/4	127.9	F52			
	186	927	3.2 (III)	9.56	991	1520	2544	2698						
	164	1042	2.9 (III)	10.75	1015	1570	2621	2698						
	141	1207	2.5 (III)	12.51	1044	1632	2719	2698						
	126	1344	2.4 (III)	14.01	1063	1679	2791	2698						
	111	1528	2.3 (III)	15.98	1084	1695	2877	2698						
	93	1778	2.3 (III)	19.11	1221	2124	2923	2698						
	82	1996	2.1 (III)	21.49	1248	2164	2923	2698						
	71	2306	1.9 (II)	25.00	1280	2207	2923	2698						
	63	2563	1.8 (II)	27.99	1302	2234	2923	2698						
	55	2906	1.6 (II)	31.92	1324	2258	2923	2698						
	47	3417	1.4 (II)	37.91	1347	2276	2923	2698						
	40	3819	1.3 (I)	44.72	1473	2692	2923	2698						
	34	4390	1.2 (I)	52.03	1497	2698	2923	2698						
	30	4862	1.1 (I)	58.27	1511	2698	2923	2698						
	27	5488	1.0 (I)	66.44	1523	2698	2923	2698						
22	6416	0.9 (0)	78.91	1528	2698	2923	2698							
3.00	133	1301	4.8 (III)	13.34	1656	2688	3642	3597	SK 32100 - 100 LP/4	185.2	F56			
	109	1555	4.3 (III)	16.22	1821	3238	3642	3597						
	104	1657	3.8 (III)	17.11	1757	2928	3642	3597						
	93	1830	3.5 (III)	18.97	1798	3035	3642	3597						
	86	1948	3.8 (III)	20.54	1936	3544	3642	3597						

Helical-worm gear units






3.00 hp 4.00 hp

P ₁ [hp]	n ₂ [rpm]	M ₂ [lb-in]	f _B (AGMA Class)	i _{ges}	F _R [lb]	F _A	F _{R VL} [lb]	F _{A VL}	Unit Type	lb	inch F
3.00	73	2285	4.0 (III)	24.27	2019	3597	3642	3597	SK 32100 - 100 LP/4	185.2	F56
	59	2808	3.3 (III)	30.11	2127	3597	3642	3597			
	52	3078	3.1 (III)	34.32	2243	3597	3642	3597			
	46	3558	2.7 (III)	38.63	2250	3597	3642	3597			
	41	3922	2.5 (III)	42.83	2299	3597	3642	3597			
	35	4397	2.2 (III)	50.31	2450	3597	3642	3597			
	27	5534	1.9 (II)	64.55	2580	3597	3642	3597			
	25	6082	1.8 (II)	71.57	2631	3597	3642	3597			
	19	7828	1.5 (II)	94.19	2756	3597	3642	3597			
	17	7682	1.3 (I)	104.00	2976	3597	3642	3597			
	14	9239	1.2 (I)	129.00	3100	3597	3642	3597			
	11	11401	1.0 (I)	165.50	3233	3597	3642	3597			
	9.7	12427	1.0 (I)	183.50	3284	3597	3642	3597			
	7.3	15640	0.8 (0)	241.50	3398	3597	3642	3597			
	50	3347	4.2 (III)	35.33	3087	5209	5957	6295	SK 42125 - 100 LP/4	273.4	F60
	43	3760	4.3 (III)	40.95	3273	5657	5957	6295			
	37	4372	4.0 (III)	48.15	3416	5907	5957	6295			
	31	5059	3.6 (III)	56.25	3559	6070	5957	6295			
	26	6131	3.2 (III)	69.30	3750	6070	5957	6295			
	23	6750	3.0 (III)	76.95	3847	6070	5957	6295			
	20	7591	2.8 (III)	87.30	3966	6070	5957	6295			
	18	7977	2.4 (III)	100.58	4199	6070	5957	6295			
	15	9148	2.2 (III)	117.50	4362	6070	5957	6295			
	12	10938	1.9 (II)	144.76	4578	6070	5957	6295			
	11	11956	1.8 (II)	160.74	4688	6070	5957	6295			
	9.7	13323	1.7 (II)	182.36	4821	6070	5957	6295			
	8.8	14483	1.6 (II)	201.63	4923	6070	5957	6295			
	5.2	22225	1.1 (I)	337.46	5413	6070	5957	6295			
3.6	30678	0.8 (0)	495.85	5683	6070	5957	6295				
	28	5755	2.4 (III)	62.50	3557	5936	5957	6295	SK 43125 - 100 LP/4	310.9	F62
	25	6391	2.2 (III)	69.99	3647	6068	5957	6295			
	21	7770	2.0 (III)	86.22	3810	6070	5957	6295			
	16	9433	2.2 (III)	110.97	4184	6070	5957	6295			
	14	10906	2.0 (III)	130.49	4326	6070	5957	6295			
	12	12564	1.8 (II)	152.44	4460	6070	5957	6295			
	9.4	15162	1.5 (II)	187.80	4623	6070	5957	6295			
	7.5	18737	1.3 (I)	236.58	4779	6070	5957	6295			
	6.6	21139	1.2 (I)	269.76	4851	6070	5957	6295			
4.00	234	986	2.6 (III)	7.55	891	1280	2350	2698	SK 12080 - 100 AP/4	127.9	F52
	185	1239	2.4 (III)	9.56	926	1331	2484	2698			
	164	1394	2.2 (III)	10.75	942	1352	2554	2698			
	141	1614	1.9 (II)	12.51	958	1372	2641	2698			
	126	1798	1.8 (II)	14.01	968	1381	2704	2698			
	111	2043	1.7 (II)	15.98	975	1383	2778	2698			
	93	2377	1.7 (II)	19.11	1130	1939	2923	2698			
	82	2669	1.6 (II)	21.49	1146	1955	2923	2698			
	70	3083	1.4 (II)	25.00	1161	1964	2923	2698			
	63	3427	1.3 (I)	27.99	1169	1963	2923	2698			
	55	3885	1.2 (I)	31.92	1173	1949	2923	2698			
	47	4568	1.1 (I)	37.91	1169	1909	2923	2698			
	39	5105	1.0 (I)	44.72	1301	2402	2923	2698			
	34	5868	0.9 (0)	52.03	1299	2403	2923	2698			
30	6500	0.8 (0)	58.27	1292	2393	2923	2698				

Helical-worm gear units

4.00 hp
5.00 hp



P_1 [hp]	n_2 [rpm]	M_2 [lb-in]	f_B (AGMA Class)	i_{ges}	F_R [lb]	F_A	$F_{R VL}$ [lb]	$F_{A VL}$	Unit Type		 inch
4.00	164	1410	4.6 (III)	10.75	1510	2334	3642	3597	SK 32100 - 100 AP/4	185.2	F56
	133	1739	3.6 (III)	13.34	1584	2477	3642	3597			
	109	2079	3.2 (III)	16.22	1761	3087	3642	3597			
	103	2215	2.8 (III)	17.11	1664	2644	3642	3597			
	93	2447	2.6 (III)	18.97	1695	2712	3642	3597			
	86	2604	2.9 (III)	20.54	1861	3390	3642	3597			
	73	3055	3.0 (III)	24.27	1930	3507	3642	3597			
	59	3754	2.5 (III)	30.11	2017	3597	3642	3597			
	51	4115	2.3 (III)	34.32	2135	3597	3642	3597			
	46	4757	2.0 (III)	38.63	2110	3597	3642	3597			
	41	5243	1.9 (II)	42.83	2144	3597	3642	3597			
	35	5878	1.7 (II)	50.31	2294	3597	3642	3597			
	27	7398	1.4 (II)	64.55	2382	3597	3642	3597			
	25	8131	1.3 (I)	71.57	2413	3597	3642	3597			
	19	10464	1.1 (I)	94.19	2475	3597	3642	3597			
	17	10267	1.0 (I)	104.00	2729	3597	3642	3597			
	14	12348	0.9 (0)	129.00	2802	3597	3642	3597			
	80	2853	5.0 (III)	22.11	2646	4469	5957	6295	SK 42125 - 100 AP/4	273.4	F60
	68	3318	4.6 (III)	25.83	2755	4644	5957	6295			
	56	4049	4.0 (III)	31.82	2901	4873	5957	6295			
	50	4474	3.2 (III)	35.33	2975	4986	5957	6295			
	43	5026	3.2 (III)	40.95	3165	5484	5957	6295			
	37	5844	3.0 (III)	48.15	3290	5705	5957	6295			
	31	6763	2.7 (III)	56.25	3412	5920	5957	6295			
	25	8196	2.4 (III)	69.30	3572	6070	5957	6295			
	23	9023	2.2 (III)	76.95	3650	6070	5957	6295			
	20	10147	2.1 (III)	87.30	3744	6070	5957	6295			
	18	10662	1.8 (II)	100.58	3982	6070	5957	6295			
	15	12227	1.6 (II)	117.50	4112	6070	5957	6295			
	12	14619	1.4 (II)	144.76	4279	6070	5957	6295			
	11	15980	1.4 (II)	160.74	4359	6070	5957	6295			
	9.7	17807	1.3 (I)	182.36	4454	6070	5957	6295			
	8.8	19357	1.2 (I)	201.63	4523	6070	5957	6295			
	5.2	29704	0.8 (0)	337.46	4793	6070	5957	6295			
	28	7694	1.8 (II)	62.50	3361	5542	5957	6295	SK 43125 - 100 AP/4	310.9	F62
	25	8544	1.6 (II)	69.99	3429	5628	5957	6295			
	20	10387	1.5 (II)	86.22	3544	5758	5957	6295			
	16	12610	1.7 (II)	110.97	3907	6070	5957	6295			
	14	14579	1.5 (II)	130.49	4004	6070	5957	6295			
	12	16795	1.4 (II)	152.44	4087	6070	5957	6295			
	9.4	20267	1.1 (I)	187.80	4171	6070	5957	6295			
	7.5	25047	1.0 (I)	236.58	4218	6070	5957	6295			
	6.5	28258	0.9 (0)	269.76	4216	6070	5957	6295			
5.00	232	1240	2.1 (III)	7.55	840	1136	2305	2698	SK 12080 - 112 MP/4	144.4	F52
	184	1557	1.9 (II)	9.56	861	1144	2426	2698			
	163	1752	1.7 (II)	10.75	869	1138	2488	2698			
	140	2028	1.5 (II)	12.51	873	1118	2564	2698			
	125	2259	1.4 (II)	14.01	872	1092	2591	2698			
	110	2567	1.4 (II)	15.98	866	1047	2614	2698			
	92	2988	1.3 (I)	19.11	1039	1752	2923	2698			
	82	3354	1.2 (I)	21.49	1043	1744	2923	2698			
	70	3874	1.1 (I)	25.00	1042	1719	2923	2698			
	63	4307	1.0 (I)	27.99	1036	1689	2923	2698			
	55	4883	1.0 (I)	31.92	1022	1637	2923	2698			
	46	5741	0.8 (0)	37.91	990	1539	2923	2698			



5.00 hp
7.50 hp

P ₁ [hp]	n ₂ [rpm]	M ₂ [lb-in]	f _B (AGMA Class)	i _{ges}	F _R [lb]	F _A	F _{R VL} [lb]	F _{A VL}	Unit Type	lb	inch F
5.00	193	1506	4.3 (III)	9.10	1403	2090	3642	3597	SK 32100 - 112 MP/4	201.7	F56
	164	1772	3.6 (III)	10.75	1452	2171	3642	3597			
	132	2186	2.9 (III)	13.34	1512	2268	3642	3597			
	108	2614	2.5 (III)	16.22	1702	2939	3642	3597			
	103	2784	2.3 (III)	17.11	1571	2365	3642	3597			
	93	3075	2.1 (III)	18.97	1592	2397	3642	3597			
	86	3273	2.3 (III)	20.54	1786	3191	3642	3597			
	72	3840	2.4 (III)	24.27	1842	3326	3642	3597			
	58	4717	2.0 (III)	30.11	1908	3424	3642	3597			
	51	5171	1.9 (II)	34.32	2028	3597	3642	3597			
	45	5978	1.6 (II)	38.63	1969	3503	3642	3597			
	41	6589	1.5 (II)	42.83	1989	3520	3642	3597			
	35	7386	1.3 (I)	50.31	2139	3597	3642	3597			
	27	9296	1.1 (I)	64.55	2185	3597	3642	3597			
	25	10217	1.1 (I)	71.57	2195	3597	3642	3597			
	19	13148	0.9 (0)	94.19	2192	3597	3642	3597			
	17	12897	0.8 (0)	104.00	2481	3597	3642	3597			
	110	2635	4.2 (III)	15.92	2273	3389	5957	6295	SK 42125 - 112 MP/4	289.9	F60
	93	3071	4.4 (III)	18.80	2476	4081	5957	6295			
	79	3586	4.0 (III)	22.11	2577	4332	5957	6295			
	68	4170	3.6 (III)	25.83	2674	4482	5957	6295			
	55	5088	3.2 (III)	31.82	2802	4674	5957	6295			
	50	5623	2.5 (III)	35.33	2864	4765	5957	6295			
	43	6317	2.6 (III)	40.95	3059	5314	5957	6295			
	36	7344	2.4 (III)	48.15	3166	5505	5957	6295			
	31	8499	2.1 (III)	56.25	3267	5686	5957	6295			
	25	10298	1.9 (II)	69.30	3394	5912	5957	6295			
	23	11338	1.8 (II)	76.95	3454	6019	5957	6295			
	20	12750	1.6 (II)	87.30	3522	6070	5957	6295			
	17	13395	1.4 (II)	100.58	3766	6070	5957	6295			
	15	15359	1.3 (I)	117.50	3863	6070	5957	6295			
	12	18363	1.2 (I)	144.76	3978	6070	5957	6295			
	11	20072	1.1 (I)	160.74	4030	6070	5957	6295			
	9.6	22365	1.0 (I)	182.36	4086	6070	5957	6295			
	8.7	24311	1.0 (I)	201.63	4123	6070	5957	6295			
	7.1	28858	0.8 (0)	247.69	4174	6070	5957	6295			
	28	9669	1.4 (II)	62.50	3166	5147	5957	6295	SK 43125 - 112 MP/4	327.4	F62
	25	10737	1.3 (I)	69.99	3211	5187	5957	6295			
	20	13054	1.2 (I)	86.22	3276	5215	5957	6295			
	16	15843	1.3 (I)	110.97	3629	6070	5957	6295			
	13	18317	1.2 (I)	130.49	3681	6070	5957	6295			
	12	21101	1.1 (I)	152.44	3713	6070	5957	6295			
	9.4	25465	0.9 (0)	187.80	3717	6070	5957	6295			
7.50	246	1783	3.4 (III)	7.19	1229	1704	3505	3597	SK 32100 - 132 SP/4	244.7	F56
	195	2241	2.9 (III)	9.10	1275	1746	3642	3597			
	165	2636	2.4 (III)	10.75	1302	1760	3642	3597			
	133	3252	1.9 (II)	13.34	1326	1750	3642	3597			
	109	3888	1.7 (II)	16.22	1546	2561	3642	3597			
	104	4142	1.5 (II)	17.11	1335	1683	3642	3597			
	93	4575	1.4 (II)	18.97	1331	1633	3642	3597			
	86	4870	1.5 (II)	20.54	1591	2689	3642	3597			
	73	5713	1.6 (II)	24.27	1614	2770	3642	3597			
	59	7019	1.3 (I)	30.11	1628	2851	3642	3597			

Helical-worm gear units

7.50 hp 10.0 hp



P ₁ [hp]	n ₂ [rpm]	M ₂ [lb-in]	f _B (AGMA Class)	i _{ges}	F _R [lb]	F _A	F _{R VL} [lb]	F _{A VL}	Unit Type	lb	inch F				
7.50	52	7695	1.3 (I)	34.32	1752	3334	3642	3597	SK 32100 - 132 SP/4	244.7	F56				
	46	8895	1.1 (I)	38.63	1614	2775	3642	3597							
	41	9804	1.0 (I)	42.83	1598	2716	3642	3597							
	35	10992	0.9 (I)	50.31	1745	3343	3642	3597							
	7.50	242	1830	4.5 (III)	7.29	1779	2422	5108	6295	SK 42125 - 132 SP/4	332.9	F60			
		228	1940	4.6 (III)	7.76	1804	2459	5189	6295						
		210	2110	4.8 (III)	8.43	1840	2513	5308	6295						
		188	2349	4.3 (III)	9.41	1886	2580	5462	6295						
		160	2748	4.0 (III)	11.06	1952	2677	5694	6295						
		137	3202	3.4 (III)	12.93	2014	2767	5926	6295						
		121	3570	3.3 (III)	14.57	2194	3391	5957	6295						
		111	3920	2.8 (III)	15.92	2089	2875	5957	6295						
		94	4569	2.9 (III)	18.80	2317	3689	5957	6295						
		80	5336	2.7 (III)	22.11	2391	3890	5957	6295						
		69	6204	2.4 (III)	25.83	2459	4059	5957	6295						
		56	7571	2.2 (III)	31.82	2539	4157	5957	6295						
		50	8366	1.7 (II)	35.33	2575	4193	5957	6295						
		43	9399	1.7 (II)	40.95	2778	4863	5957	6295						
		37	10929	1.6 (II)	48.15	2840	4979	5957	6295						
		31	12648	1.4 (II)	56.25	2890	5076	5957	6295						
26		15327	1.3 (I)	69.30	2938	5171	5957	6295							
23		16875	1.2 (I)	76.95	2952	5201	5957	6295							
20		18977	1.1 (I)	87.30	2958	5217	5957	6295							
18		19942	0.9 (I)	100.58	3211	6070	5957	6295							
15	22869	0.9 (I)	117.50	3227	6070	5957	6295								
10.00	245	2384	2.5 (III)	7.19	1130	1442	3414	3597	SK 32100 - 132 MP/4	260.1	F56				
	194	2996	2.1 (III)	9.10	1150	1410	3591	3597							
	164	3524	1.8 (II)	10.75	1154	1359	3642	3597							
	133	4347	1.4 (II)	13.34	1129	1246	3642	3597							
	109	5199	1.3 (I)	16.22	1394	2204	3642	3597							
	103	5537	1.1 (I)	17.11	896	1026	3642	3597							
	93	6117	1.0 (I)	18.97	783	901	3642	3597							
	86	6511	1.1 (I)	20.54	1399	2223	3642	3597							
	73	7638	1.2 (I)	24.27	1388	2205	3642	3597							
	59	9384	1.0 (I)	30.11	1349	2126	3642	3597							
	51	10287	0.9 (I)	34.32	1478	2817	3642	3597							
	46	11891	0.8 (I)	38.63	1260	1927	3642	3597							
	10.00	242	2447	3.4 (III)	7.29	1697	2212	5033				6295	SK 42125 - 132 MP/4	348.3	F60
		228	2594	3.4 (III)	7.76	1717	2235	5110				6295			
209		2821	3.6 (III)	8.43	1745	2267	5222	6295							
188		3140	3.2 (III)	9.41	1780	2303	5366	6295							
160		3674	3.0 (III)	11.06	1828	2347	5580	6295							
137		4281	2.6 (III)	12.93	1868	2375	5792	6295							
121		4773	2.5 (III)	14.57	2074	3122	5957	6295							
111		5241	2.1 (III)	15.92	1911	2382	5957	6295							
94		6109	2.2 (III)	18.80	2164	3324	5957	6295							
80		7134	2.0 (III)	22.11	2211	3447	5957	6295							
68		8295	1.8 (II)	25.83	2249	3558	5957	6295							
56		10122	1.6 (II)	31.82	2283	3647	5957	6295							
50		11185	1.3 (I)	35.33	2290	3628	5957	6295							
43		12566	1.3 (I)	40.95	2503	4422	5957	6295							
37		14610	1.2 (I)	48.15	2520	4465	5957	6295							
31		16908	1.1 (I)	56.25	2519	4477	5957	6295							
25		20489	1.0 (I)	69.30	2487	4438	5957	6295							
23		22558	0.9 (I)	76.95	2454	4389	5957	6295							
20	25368	0.8 (I)	87.30	2397	4299	5957	6295								

Helical-worm gear units



15.0 hp
20.0 hp

P_1 [hp]	n_2 [rpm]	M_2 [lb-in]	f_B (AGMA Class)	i_{ges}	F_R [lb]	F_A	$F_{R VL}$ [lb]	$F_{A VL}$	Unit Type	lb	inch
15.00	242	3661	2.3 (III)	7.29	1530	1792	4873	6295	SK 42125 - 160 MP/4	416.7	F60
	228	3881	2.3 (III)	7.76	1540	1788	4941	6295			
	210	4220	2.4 (III)	8.43	1553	1778	5037	6295			
	188	4697	2.1 (III)	9.41	1566	1754	5161	6295			
	160	5496	2.0 (III)	11.06	1577	1697	5341	6295			
	137	6404	1.7 (II)	12.93	1575	1607	5449	6295			
	121	7140	1.7 (II)	14.57	1833	2591	5945	6295			
	111	7840	1.4 (II)	15.92	1360	1425	5535	6295			
	94	9138	1.5 (II)	18.80	1854	2618	5957	6295			
	80	10671	1.3 (I)	22.11	1850	2600	5957	6295			
	69	12408	1.2 (I)	25.83	1828	2545	5957	6295			
	56	15141	1.1 (I)	31.82	1768	2401	5957	6295			
	43	18798	0.9 (0)	40.95	1953	3513	5957	6295			
20.00	243	4868	1.7 (II)	7.29	1364	1379	4714	6295	SK 42125 - 160 LP/4	480.6	F60
	229	5160	1.7 (II)	7.76	1364	1349	4763	6295			
	210	5611	1.8 (II)	8.43	1318	1298	4807	6295			
	189	6246	1.6 (II)	9.41	1223	1218	4853	6295			
	161	7308	1.5 (II)	11.06	1034	1063	4901	6295			
	137	8516	1.3 (I)	12.93	816	863	4917	6295			
	121	9493	1.2 (I)	14.57	1592	2079	5732	6295			
	112	10424	1.1 (I)	15.92	482	504	4883	6295			
	94	12150	1.1 (I)	18.80	1546	1948	5957	6295			
	80	14190	1.0 (I)	22.11	1490	1805	5957	6295			
	69	16500	0.9 (0)	25.83	1410	1609	5957	6295			
	56	20134	0.8 (0)	31.82	1154	1241	5957	6295			



Helical Worm Gear Units





SK 02040.1

	i_{ges}	W				W				W				NEMA		
		n_2	M_{2max}	P_{1max}	η	n_2	M_{2max}	P_{1max}	η	n_2	M_{2max}	P_{1max}	η	$f_B \Rightarrow$ F4 - 27		
		$f_B = 1$	$f_B \geq 1$	$n_1 = 1750 \text{ min}^{-1}$		$f_B = 1$	$f_B \geq 1$	$n_1 = 1150 \text{ min}^{-1}$		$f_B = 1$	$f_B \geq 1$	$n_1 = 875 \text{ min}^{-1}$		56C	140TC	180TC
	[r/min]	[lb-in]	[hp]	[%]	[r/min]	[lb-in]	[hp]	[%]	[r/min]	[lb-in]	[hp]	[%]				
SK 02040.1	330.00	5.3	885	0.14	46	3.5	899	0.09	45	2.7	926	0.07	44	*	*	
	275.00	6.4	885	0.14	54	4.2	899	0.09	53	3.2	926	0.07	53	*	*	
W	218.57	8.0	885	0.24	48	5.3	907	0.16	46	4.0	931	0.13	45	*	*	
	182.14	9.6	752	0.21	56	6.3	771	0.14	54	4.8	792	0.11	53	*	*	
	166.67	11	752	0.26	49	6.9	777	0.18	47	5.3	806	0.15	46	*	*	
	144.00	12	752	0.29	50	8.0	771	0.21	48	6.1	804	0.17	46	*	*	
NEMA	138.89	13	752	0.26	57	8.3	777	0.19	55	6.3	806	0.15	54	*	*	
	120.00	15	752	0.30	58	9.6	771	0.21	56	7.3	804	0.17	55	*	*	
	109.29	16	752	0.30	65	11	771	0.20	63	8.0	792	0.16	63	*	*	
	96.00	18	752	0.35	62	12	771	0.24	60	9.1	804	0.20	59	*	*	
	83.33	21	752	0.38	66	14	777	0.27	64	11	806	0.21	63	*	*	
	72.00	24	752	0.44	66	16	771	0.30	65	12	804	0.24	64	*	*	
	69.44	25	726	0.40	72	17	750	0.28	70	13	777	0.22	70	*	*	
	60.00	29	726	0.46	72	19	744	0.32	71	15	776	0.26	70	*	*	
	55.56	32	726	0.49	75	21	750	0.34	73	16	777	0.27	73	*	*	
	48.00	36	726	0.56	75	24	744	0.38	74	18	776	0.31	73	*	*	
	41.67	42	726	0.62	78	28	750	0.43	77	21	777	0.34	76	*	*	
	36.00	49	717	0.71	78	32	735	0.48	77	24	766	0.39	76	*	*	
	30.00	58	673	0.88	71	38	705	0.62	69	29	744	0.51	67	*	*	
	27.78	63	664	0.68	82	41	686	0.45	82	32	711	0.34	81	*	*	
	24.00	73	620	0.87	83	48	635	0.58	82	36	662	0.44	81	*	*	
	20.00	88	584	1.03	79	58	612	0.73	77	44	646	0.59	76		*	
	17.88	98	575	1.21	74	64	613	0.88	71	49	663	0.74	70		*	
	15.00	117	575	1.31	81	77	603	0.92	80	58	637	0.75	79		*	
	13.43	130	522	1.37	79	86	560	0.99	77	65	610	0.83	76		*	
	11.92	147	513	1.48	81	96	547	1.06	79	73	592	0.88	78		*	
	10.74	163	504	<i>1.50</i>	81	107	541	1.16	79	81	589	<i>0.94</i>	78		*	
	8.94	196	496	<i>1.50</i>	83	129	528	<i>1.23</i>	82	98	572	<i>0.94</i>	81		*	
	8.06	217	487	<i>1.50</i>	83	143	522	<i>1.23</i>	82	109	568	<i>0.94</i>	81		*	
	5.96	294	451	<i>1.50</i>	87	193	481	<i>1.23</i>	85	147	521	<i>0.94</i>	85		*	
	5.37	326	434	<i>1.50</i>	87	214	465	<i>1.23</i>	86	163	506	<i>0.94</i>	85		*	

* **Caution:** do not exceed the maximum drive power P_{1max} according to the Type W column.
The italicized power values shown are not the mechanical limit and may be increased through discussion with NORD engineering.

Total Weight [lbs]

Gear Unit	W	56C	140TC
SK 02040.1	20	20	20

SK 02050 SK 13050



	i _{ges}	i1	z2/z1	W				NEMA				f _B ⇒ F4 - 27					
				n ₂	M _{2max}	P _{1max}	η	n ₂	M _{2max}	P _{1max}	η						
				f _B = 1 f _B ≥ 1		n ₁ = 1750 min ⁻¹		f _B = 1 f _B ≥ 1		n ₁ = 1150 min ⁻¹		56C	140TC	180TC	210TC	250TC	
				[r/min]	[lb-in]	[hp]	[%]	[r/min]	[lb-in]	[hp]	[%]						
SK 02050	524.79	10.29	51/1	3.3	1637	0.17	49	2.2	1708	0.12	48	*					
	440.13	8.63	51/1	4.0	1637	0.20	50	2.6	1717	0.15	49	*					
W	385.56	7.56	51/1	4.5	1637	0.23	50	3.0	1735	0.17	49	*					
in	341.70	6.70	51/1	5.1	1637	0.25	51	3.4	1743	0.19	49	*	*				
⇒ F66	231.41	10.29	45/2	7.6	1637	0.29	68	5.0	1708	0.20	67	*					
	194.18	8.63	45/2	9.0	1637	0.35	68	5.9	1717	0.24	67	*					
	170.10	7.56	45/2	10	1637	0.38	69	6.8	1735	0.28	68	*					
NEMA	147.90	2.90	51/1	12	1549	0.54	55	7.8	1682	0.39	53	*	*				
in	130.05	2.55	51/1	13	1487	0.55	56	8.9	1628	0.43	54	*	*				
⇒ F67	114.75	2.25	51/1	15	1487	0.62	57	10	1637	0.48	54	*	*				
	92.82	1.82	51/1	19	1487	0.76	59	12	1673	0.56	56	*	*				
	80.58	1.58	51/1	22	1487	0.87	60	14	1682	0.66	57	*	*				
	65.25	2.90	45/2	27	1487	0.87	73	18	1611	0.64	71	*	*				
	57.38	2.55	45/2	30	1487	0.97	73	20	1628	0.72	71	*	*				
	50.63	2.25	45/2	35	1372	1.03	74	23	1513	0.76	72	*	*				
	40.95	1.82	45/2	43	1372	1.25	75	28	1540	0.94	73	*	*				
	35.55	1.58	45/2	49	1372	1.41	76	32	1549	1.06	74	*	*				
	30.94	2.90	32/3	57	1372	1.51	82	37	1487	1.07	81	*	*				
	27.21	2.55	32/3	64	1372	1.68	83	42	1496	1.23	81	*	*				
	24.01	2.25	32/3	73	1372	1.92	83	48	1513	1.41	82	*	*				
	19.42	1.82	32/3	90	1283	2.00	84	59	1443	1.32	82						
	16.86	1.58	32/3	104	1062	2.00	84	69	1204	1.32	83						
	14.72	1.38	32/3	119	1000	2.00	85	78	1150	1.32	83						
	13.18	2.55	31/6	133	1062	2.00	87	88	1159	1.32	86						
	11.63	2.25	31/6	150	1000	2.00	88	99	1106	1.32	87						
	9.41	1.82	31/6	186	974	2.00	88	123	1089	1.32	87						
	8.17	1.58	31/6	214	974	2.00	89	141	1097	1.32	88						
	7.13	1.38	31/6	245	929	2.00	89	162	1062	1.32	88						
SK 13050	3019.29	59.20	51/1	0.58	1726	0.04	47	0.38	1779	0.03	46	*					
	2249.06	44.10	51/1	0.78	1726	0.04	47	0.51	1797	0.03	47	*					
W	1970.21	38.63	51/1	0.89	1726	0.05	47	0.59	1805	0.04	47	*					
in	1746.09	34.24	51/1	1.0	1726	0.05	47	0.66	1814	0.04	47	*					
⇒ F66	1332.04	59.20	45/2	1.3	1726	0.05	65	0.87	1779	0.04	65	*					
	992.23	44.10	45/2	1.8	1726	0.08	66	1.2	1797	0.05	65	*					
NEMA	869.21	38.63	45/2	2.0	1726	0.08	66	1.3	1805	0.05	65	*					
in	755.77	14.82	51/1	2.3	1726	0.13	48	1.5	1797	0.09	48	*					
⇒ F68	664.56	13.03	51/1	2.6	1726	0.15	49	1.7	1797	0.11	48	*					
	586.37	11.50	51/1	3.0	1726	0.17	49	2.0	1788	0.12	48	*					
	474.31	9.30	51/1	3.7	1726	0.20	50	2.4	1805	0.13	49	*					
	411.76	8.07	51/1	4.3	1726	0.24	50	2.8	1823	0.16	49	*					
	333.43	14.82	45/2	5.2	1726	0.21	67	3.5	1797	0.15	66	*					
	293.19	13.03	45/2	6.0	1726	0.24	67	3.9	1797	0.16	67	*					
	209.25	9.30	45/2	8.4	1726	0.34	68	5.5	1805	0.24	67	*					
	181.66	8.07	45/2	9.6	1726	0.39	68	6.4	1823	0.28	67	*					
	158.12	14.82	32/3	11	1726	0.39	78	7.3	1797	0.27	77	*					
	139.04	13.03	32/3	13	1726	0.46	78	8.3	1797	0.31	78	*					
	122.68	11.50	32/3	14	1726	0.50	78	9.4	1788	0.34	78	*					
	99.23	9.30	32/3	18	1682	0.50	79	12	1761	0.33	78	*					
	86.15	8.07	32/3	20	1593	0.50	79	13	1682	0.33	78	*					
	76.61	14.82	31/6	23	1239	0.50	84	15	1248	0.33	83	*					
	67.37	13.03	31/6	26	1150	0.50	84	17	1195	0.33	83	*					
	59.44	11.50	31/6	29	1150	0.50	84	19	1195	0.33	83	*					
	48.08	9.30	31/6	36	974	0.50	84	24	1018	0.33	84	*					
	41.74	8.07	31/6	42	974	0.50	85	28	974	0.33	84	*					

* Caution: do not exceed the maximum drive power P_{1max} according to the Type W column.
The italicized power values shown are not the mechanical limit and may be increased through discussion with NORD engineering.

Total Weight [lbs]

Gear Unit	W	56C	140TC
SK 02050	44	55	55
SK 13050	55	66	-

Helical-worm gear units



SK 02050 SK 13050

	i _{ges}	i1	z2/z1	W				NEMA									
				n ₂	M _{2max}	P _{1max}	η	n ₂	M _{2max}	P _{1max}	η	f _B ⇨ F4 - 27					
				f _B = 1	f _B ≥ 1	n ₁ = 875 min ⁻¹		f _B = 1	f _B ≥ 1	n ₁ = 580 min ⁻¹		56C	140TC	180TC	210TC	250TC	
				[r/min]	[lb-in]	[hp]	[%]	[r/min]	[lb-in]	[hp]	[%]						
SK 02050	524.79	10.29	51/1	1.7	1752	0.09	48	1.1	1814	0.07	47	*					
	440.13	8.63	51/1	2.0	1761	0.12	48	1.3	1832	0.08	47	*					
W	385.56	7.56	51/1	2.3	1779	0.13	48	1.5	1850	0.09	48	*					
in	341.70	6.70	51/1	2.6	1797	0.15	49	1.7	1867	0.11	48	*	*				
⇨ F66	231.41	10.29	45/2	3.8	1752	0.16	66	2.5	1814	0.11	66	*					
	194.18	8.63	45/2	4.5	1761	0.19	67	3.0	1832	0.13	66	*					
	170.10	7.56	45/2	5.1	1779	0.21	67	3.4	1850	0.15	66	*					
NEMA	147.90	2.90	51/1	5.9	1752	0.32	51	3.9	1850	0.23	50	*	*				
in	130.05	2.55	51/1	6.7	1699	0.35	52	4.5	1797	0.25	50	*	*				
⇨ F67	114.75	2.25	51/1	7.6	1726	0.39	53	5.1	1823	0.29	51	*	*				
	92.82	1.82	51/1	9.4	1770	0.48	54	6.2	1894	0.36	52	*	*				
	80.58	1.58	51/1	11	1797	0.58	55	7.2	1938	0.43	52	*	*				
	65.25	2.90	45/2	13	1682	0.50	70	8.9	1779	0.38	68	*	*				
	57.38	2.55	45/2	15	1699	0.58	70	10	1797	0.42	69	*	*				
	50.63	2.25	45/2	17	1593	0.60	71	11	1682	0.43	69	*	*				
	40.95	1.82	45/2	21	1628	0.75	72	14	1743	0.55	70	*	*				
	35.55	1.58	45/2	25	1655	0.91	72	16	1788	0.64	70	*	*				
	30.94	2.90	32/3	28	1549	0.86	80	19	1646	0.63	79	*	*				
	27.21	2.55	32/3	32	1575	1.01	80	21	1664	0.70	79	*	*				
	24.01	2.25	32/3	36	1593	1.13	81	24	1682	0.80	80	*	*				
	19.42	1.82	32/3	45	1522	1.00	81	30	1637	0.66	80						
	16.86	1.58	32/3	52	1283	1.00	82	34	1389	0.66	80						
	14.72	1.38	32/3	59	1230	1.00	82	39	1336	0.66	81						
	13.18	2.55	31/6	66	1212	1.00	86	44	1266	0.66	85						
	11.63	2.25	31/6	75	1159	1.00	86	50	1230	0.66	85						
	9.41	1.82	31/6	93	1159	1.00	86	62	1230	0.66	85						
	8.17	1.58	31/6	107	1177	1.00	87	71	1221	0.66	86						
	7.13	1.38	31/6	123	1142	1.00	87	81	1204	0.66	86						
SK 13050	3019.29	59.20	51/1	0.29	1797	0.01	46	0.19	1832	0.01	46	*					
	2249.06	44.10	51/1	0.39	1832	0.03	46	0.26	1858	0.01	46	*					
W	1970.21	38.63	51/1	0.44	1841	0.03	46	0.29	1885	0.01	46	*					
in	1746.09	34.24	51/1	0.50	1858	0.03	47	0.33	1903	0.03	46	*					
⇨ F66	1332.04	59.20	45/2	0.66	1797	0.03	65	0.44	1832	0.01	65	*					
	992.23	44.10	45/2	0.88	1832	0.04	65	0.58	1858	0.03	65	*					
NEMA	869.21	38.63	45/2	1.0	1841	0.04	65	0.67	1885	0.03	65	*					
in	755.77	14.82	51/1	1.2	1841	0.08	47	0.77	1920	0.05	47	*					
⇨ F68	664.56	13.03	51/1	1.3	1841	0.08	47	0.87	1912	0.05	47	*					
	586.37	11.50	51/1	1.5	1850	0.09	48	0.99	1903	0.07	47	*					
	474.31	9.30	51/1	1.8	1850	0.11	48	1.2	1929	0.08	47	*					
	411.76	8.07	51/1	2.1	1867	0.13	48	1.4	1947	0.09	48	*					
	333.43	14.82	45/2	2.6	1841	0.12	66	1.7	1920	0.08	66	*					
	293.19	13.03	45/2	3.0	1841	0.13	66	2.0	1912	0.09	66	*					
	209.25	9.30	45/2	4.2	1850	0.19	67	2.8	1929	0.13	66	*					
	181.66	8.07	45/2	4.8	1867	0.21	67	3.2	1947	0.15	66	*					
	158.12	14.82	32/3	5.5	1841	0.21	77	3.7	1920	0.15	77	*	*				
	139.04	13.03	32/3	6.3	1841	0.24	77	4.2	1912	0.16	77	*	*				
	122.68	11.50	32/3	7.1	1850	0.27	77	4.7	1903	0.19	77	*	*				
	99.23	9.30	32/3	8.8	1805	0.25	78	5.8	1876	0.17	77	*	*				
	86.15	8.07	32/3	10	1717	0.25	78	6.7	1761	0.17	77	*	*				
	76.61	14.82	31/6	11	1248	0.25	83	7.6	1248	0.17	83	*	*				
	67.37	13.03	31/6	13	1230	0.25	83	8.6	1230	0.17	83	*	*				
	59.44	11.50	31/6	15	1221	0.25	83	9.8	1221	0.17	83	*	*				
	48.08	9.30	31/6	18	1044	0.25	83	12	1062	0.17	83	*	*				
	41.74	8.07	31/6	21	974	0.25	84	14	965	0.17	83	*	*				

* Caution: do not exceed the maximum drive power P_{1max} according to the Type W column.
The italicized power values shown are not the mechanical limit and may be increased through discussion with NORD engineering.

Total Weight [lbs]			
Gear Unit	W	56C	140TC
SK 02050	44	55	55
SK 13050	55	66	-

Helical-worm gear units

SK 12063 SK 13063



	i_{ges}	$i1$	$z2/z1$	W				NEMA									
				n_2	M_{2max}	P_{1max}	η	n_2	M_{2max}	P_{1max}	η	$f_B \Rightarrow \text{F4} - 27$					
				$f_B = 1$	$f_B \geq 1$	$n_1 = 1750 \text{ min}^{-1}$		$f_B = 1$	$f_B \geq 1$	$n_1 = 1150 \text{ min}^{-1}$		56C	140TC	180TC	210TC	250TC	
				[r/min]	[lb-in]	[hp]	[%]	[r/min]	[lb-in]	[hp]	[%]						
SK 12063	626.79†	12.29	51/1	2.8	3186	0.29	49	1.8	3310	0.20	48	*					
	529.38†	10.38	51/1	3.3	3186	0.34	50	2.2	3319	0.24	48	*					
W	464.61†	9.11	51/1	3.8	3186	0.39	50	2.5	3336	0.28	48	*					
$\frac{H}{in}$	413.10†	8.10	51/1	4.2	3186	0.42	51	2.8	3354	0.31	49	*	*				
\Rightarrow F66	264.24†	12.29	43/2	6.6	3098	0.48	67	4.4	3089	0.32	66	*					
	223.17†	10.38	43/2	7.8	3186	0.58	68	5.2	3319	0.40	67	*					
	195.86†	9.11	43/2	8.9	3186	0.66	69	5.9	3336	0.47	67	*					
NEMA	183.60	3.60	51/1	9.5	2876	0.78	56	6.3	3089	0.58	53	*	*				
$\frac{H}{in}$	162.18	3.18	51/1	11	2744	0.84	57	7.1	2965	0.62	54	*	*				
\Rightarrow F67	144.33	2.83	51/1	12	2655	0.87	58	8.0	2885	0.67	55	*	*	*			
	118.32	2.32	51/1	15	2611	1.06	59	9.8	2876	0.80	56		*	*			
	104.04	2.04	51/1	17	2611	1.15	61	11	2903	0.88	57		*	*	*		
	92.31	1.81	51/1	19	2611	1.27	62	13	2929	1.05	58		*	*			
	77.40	3.60	43/2	23	2699	1.35	73	15	2894	0.97	71		*				
	68.37	3.18	43/2	26	2611	1.46	74	17	2823	1.06	72		*				
	60.85	2.83	43/2	29	2478	1.51	75	19	2690	1.13	72		*	*			
	49.88	2.32	43/2	35	2319	1.69	76	23	2549	1.27	73		*	*			
	43.86	2.04	43/2	40	2212	1.82	77	26	2460	1.37	74		*	*			
	38.92	1.81	43/2	45	2168	2.01	77	30	2434	1.54	75		*	*	*		
	34.89	2.83	37/3	50	2319	2.24	82	33	2522	1.64	81			*			
	28.61	2.32	37/3	61	2168	2.53	83	40	2390	1.85	82			*			
	25.15	2.04	37/3	70	2168	2.87	84	46	2407	2.14	82			*			
	22.32	1.81	37/3	78	2168	<i>3.00</i>	84	52	2434	<i>1.98</i>	83			*	*		
	18.99	1.54	37/3	92	1903	<i>3.00</i>	85	61	2159	<i>1.98</i>	83			*			
	15.57	2.83	33/6	112	1682	<i>3.00</i>	88	74	1823	<i>1.98</i>	87			*			
	12.76	2.32	33/6	137	1593	<i>3.00</i>	89	91	1752	<i>1.98</i>	87			*			
	11.22	2.04	33/6	156	1549	<i>3.00</i>	89	103	1717	<i>1.98</i>	88			*			
	9.96	1.81	33/6	176	1504	<i>3.00</i>	89	116	1690	<i>1.98</i>	88			*			
	8.47	1.54	33/6	207	1469	<i>3.00</i>	90	136	1664	<i>1.98</i>	89			*			
	7.43	1.35	33/6	236	1381	<i>3.00</i>	90	155	1584	<i>1.98</i>	89			*			
SK 13063	3631.55†	71.21	51/1	0.48	3363	0.05	45	0.32	3443	0.04	45	*					
	2705.13†	53.04	51/1	0.65	3363	0.08	46	0.43	3478	0.05	45	*					
W	2374.16†	46.55	51/1	0.74	3363	0.08	46	0.49	3487	0.05	45	*					
$\frac{H}{in}$	2110.94†	41.39	51/1	0.83	3363	0.09	46	0.55	3505	0.07	46	*					
\Rightarrow F66	1343.63†	62.49	43/2	1.3	3363	0.11	65	0.86	3452	0.07	64	*					
	1140.40†	53.04	43/2	1.5	3363	0.12	65	1.0	3478	0.08	64	*					
	938.20	18.40	51/1	1.9	3363	0.21	48	1.2	3505	0.15	47	*					
NEMA	737.53	14.46	51/1	2.4	3363	0.27	48	1.6	3505	0.19	47	*					
$\frac{H}{in}$	604.62	11.86	51/1	2.9	3363	0.32	49	1.9	3487	0.21	48	*					
\Rightarrow F68	531.64	10.42	51/1	3.3	3363	0.35	50	2.2	3496	0.25	48	*					
	471.70	9.25	51/1	3.7	3363	0.39	50	2.4	3522	0.28	48	*					
	395.51	18.40	43/2	4.4	3363	0.36	66	2.9	3505	0.25	65	*					
	349.37	16.25	43/2	5.0	3363	0.40	67	3.3	3513	0.28	66	*					
	310.92	14.46	43/2	5.6	3363	0.44	67	3.7	3505	0.31	66	*					
	254.89	11.86	43/2	6.9	3274	<i>0.50</i>	68	4.5	3398	<i>0.33</i>	66	*					
	224.12	10.42	43/2	7.8	3274	<i>0.50</i>	68	5.2	3407	<i>0.33</i>	67	*					
	198.86	9.25	43/2	8.8	3186	<i>0.50</i>	69	5.8	3336	<i>0.33</i>	67	*					
	178.31	14.46	37/3	9.8	3009	<i>0.50</i>	77	6.5	3133	<i>0.33</i>	76	*					
	146.17	11.86	37/3	12	2920	<i>0.50</i>	77	7.9	2947	<i>0.33</i>	76	*					
	128.53	10.42	37/3	14	2655	<i>0.50</i>	77	9.0	2620	<i>0.33</i>	76	*					
	114.04	9.25	37/3	15	2301	<i>0.50</i>	78	10	2328	<i>0.33</i>	77	*					
	97.03	7.87	37/3	18	2036	<i>0.50</i>	78	12	2009	<i>0.33</i>	77	*					
	79.54	14.46	33/6	22	1770	<i>0.50</i>	84	15	1752	<i>0.33</i>	83	*					
	65.20	11.86	33/6	27	1504	<i>0.50</i>	84	18	1504	<i>0.33</i>	84	*					

† Only available in version .Z or .F

* Caution: do not exceed the maximum drive power P_{1max} according to the Type W column.

The italicized power values shown are not the mechanical limit and may be increased through discussion with NORD engineering.

Total Weight [lbs]

Gear Unit	W	56C	140TC	180TC
SK 12063	53	64	64	64
SK 13063	64	75	-	-

Helical-worm gear units



SK 12063 SK 13063

	i _{ges}	i1	z2/z1	W				NEMA				f _B ⇒ F4 - 27					
				n ₂	M _{2max}	P _{1max}	η	n ₂	M _{2max}	P _{1max}	η						
				f _B = 1 f _B ≥ 1		n ₁ = 875 min ⁻¹		f _B = 1 f _B ≥ 1		n ₁ = 580 min ⁻¹		56C	140TC	180TC	210TC	250TC	
				[r/min]	[lb-in]	[hp]	[%]	[r/min]	[lb-in]	[hp]	[%]						
SK 12063	626.79†	12.29	51/1	1.4	3407	0.16	47	0.93	3531	0.11	46	*					
W	529.38†	10.38	51/1	1.7	3407	0.20	47	1.1	3540	0.13	46	*					
	464.61†	9.11	51/1	1.9	3416	0.21	48	1.2	3558	0.15	47	*					
in	413.10†	8.10	51/1	2.1	3443	0.24	48	1.4	3584	0.17	47	*	*				
⇒ F66	264.24†	12.29	43/2	3.3	3089	0.24	66	2.2	3044	0.16	65	*					
	223.17†	10.38	43/2	3.9	3407	0.32	66	2.6	3540	0.23	65	*					
NEMA	195.86†	9.11	43/2	4.5	3416	0.38	66	3.0	3558	0.25	66	*					
in	183.60	3.60	51/1	4.8	3195	0.48	51	3.2	3390	0.35	49	*	*				
⇒ F67	162.18	3.18	51/1	5.4	3071	0.51	52	3.6	3266	0.38	50	*	*				
	144.33	2.83	51/1	6.1	3009	0.55	53	4.0	3186	0.40	50	*	*	*			
	118.32	2.32	51/1	7.4	3027	0.66	54	4.9	3186	0.48	51	*	*	*			
	104.04	2.04	51/1	8.4	3062	0.74	55	5.6	3257	0.55	52	*	*	*			
	92.31	1.81	51/1	9.5	3106	0.83	56	6.3	3328	0.63	53	*	*	*			
	77.40	3.60	43/2	11	3000	0.75	70	7.5	3177	0.55	68	*	*	*			
	68.37	3.18	43/2	13	2920	0.86	70	8.5	3106	0.62	68	*	*	*			
	60.85	2.83	43/2	14	2805	0.87	71	9.5	2974	0.64	69	*	*	*			
	49.88	2.32	43/2	18	2690	1.07	72	12	2832	0.76	70	*	*	*			
	43.86	2.04	43/2	20	2593	1.14	72	13	2761	0.82	70	*	*	*			
	38.92	1.81	43/2	22	2575	1.23	73	15	2761	0.92	71	*	*	*			
	34.89	2.83	37/3	25	2628	1.30	80	17	2779	0.97	78	*	*	*			
	28.61	2.32	37/3	31	2513	1.54	80	20	2646	1.06	79	*	*	*			
	25.15	2.04	37/3	35	2540	1.74	81	23	2699	1.25	79	*	*	*			
	22.32	1.81	37/3	39	2575	1.50	81	26	2761	0.99	80	*	*	*			
	18.99	1.54	37/3	46	2310	1.50	82	31	2496	0.99	80	*	*	*			
	15.57	2.83	33/6	56	1903	1.50	86	37	2018	0.99	85	*	*	*			
	12.76	2.32	33/6	69	1850	1.50	87	45	1947	0.99	86	*	*	*			
	11.22	2.04	33/6	78	1814	1.50	87	52	1929	0.99	86	*	*	*			
	9.96	1.81	33/6	88	1788	1.50	87	58	1920	0.99	86	*	*	*			
	8.47	1.54	33/6	103	1779	1.50	88	68	1929	0.99	87	*	*	*			
	7.43	1.35	33/6	118	1708	1.50	88	78	1858	0.99	87	*	*	*			
SK 13063	3631.55†	71.21	51/1	0.24	3478	0.03	45	0.16	3664	0.03	45	*					
W	2705.13†	53.04	51/1	0.32	3522	0.04	45	0.21	3584	0.03	45	*					
	2374.16†	46.55	51/1	0.37	3549	0.04	45	0.24	3611	0.03	45	*					
in	2110.94†	41.39	51/1	0.41	3575	0.05	45	0.27	3646	0.04	45	*					
⇒ F66	1343.63†	62.49	43/2	0.65	3496	0.05	64	0.43	3602	0.04	64	*					
	1140.40†	53.04	43/2	0.77	3522	0.07	64	0.51	3584	0.04	64	*					
NEMA	938.20	18.40	51/1	0.93	3584	0.12	46	0.62	3761	0.08	46	*					
in	737.53	14.46	51/1	1.2	3593	0.15	47	0.79	3744	0.11	46	*					
⇒ F68	604.62	11.86	51/1	1.4	3593	0.17	47	0.96	3717	0.12	46	*					
	531.64	10.42	51/1	1.6	3602	0.20	47	1.1	3735	0.15	46	*					
	471.70	9.25	51/1	1.9	3602	0.23	48	1.2	3752	0.15	47	*					
	395.51	18.40	43/2	2.2	3584	0.19	65	1.5	3761	0.13	65	*					
	349.37	16.25	43/2	2.5	3584	0.21	65	1.7	3761	0.16	65	*					
	310.92	14.46	43/2	2.8	3593	0.24	65	1.9	3744	0.17	65	*					
	254.89	11.86	43/2	3.4	3505	0.25	66	2.3	3620	0.17	65	*					
	224.12	10.42	43/2	3.9	3505	0.25	66	2.6	3637	0.17	65	*					
	198.86	9.25	43/2	4.4	3416	0.25	66	2.9	3434	0.17	65	*					
	178.31	14.46	37/3	4.9	3213	0.25	75	3.3	3354	0.17	75	*					
	146.17	11.86	37/3	6.0	2947	0.25	76	4.0	2912	0.17	75	*					
	128.53	10.42	37/3	6.8	2620	0.25	76	4.5	2584	0.17	75	*					
	114.04	9.25	37/3	7.7	2301	0.25	76	5.1	2274	0.17	75	*					
	97.03	7.87	37/3	9.0	1982	0.25	76	6.0	1982	0.17	76	*					
	79.54	14.46	33/6	11	1752	0.25	83	7.3	1752	0.17	83	*					
	65.20	11.86	33/6	13	1487	0.25	83	8.9	1487	0.17	83	*					

† Only available in version .Z or .F

* Caution: do not exceed the maximum drive power P_{1max} according to the Type W column.

The italicized power values shown are not the mechanical limit and may be increased through discussion with NORD engineering.

Total Weight [lbs]

Gear Unit	W	56C	140TC	180TC
SK 12063	53	64	64	64
SK 13063	64	75	-	-

Helical-worm gear units

SK 12080 SK 13080



	i_{ges}	$i1$	$z2/z1$	W				NEMA				$f_B \Rightarrow$ F4 - 27					
				n_2	M_{2max}	P_{1max}	η	n_2	M_{2max}	P_{1max}	η	56C	140TC	180TC	210TC	250TC	
				$f_B = 1$	$f_B \geq 1$	$n_1 = 1750 \text{ min}^{-1}$	$f_B = 1$	$f_B \geq 1$	$n_1 = 1150 \text{ min}^{-1}$								
				[r/min]	[lb-in]	[hp]	[%]	[r/min]	[lb-in]	[hp]	[%]						
SK 12080	656.88†	12.88	51/1	2.7	6284	0.54	50	1.8	6531	0.39	48	*					
	520.20†	10.20	51/1	3.4	6284	0.67	51	2.2	6549	0.47	49	*	*				
W	402.90†	7.90	51/1	4.3	6284	0.80	53	2.9	6638	0.62	50	*	*				
$\frac{H}{in}$	276.92†	12.88	43/2	6.3	6284	0.91	69	4.2	6531	0.64	68	*					
\Rightarrow F66	234.60	4.60	51/1	7.5	6284	1.31	57	4.9	6629	0.95	54		*				
	187.17	3.67	51/1	9.3	5930	1.49	59	6.2	6354	1.14	55		*	*			
NEMA	157.59	3.09	51/1	11	5930	1.70	61	7.3	6416	1.30	57		*	*			
$\frac{H}{in}$	138.21	2.71	51/1	13	5708	1.90	62	8.4	6222	1.43	58		*	*			
\Rightarrow F67	123.42	2.42	51/1	14	5487	1.93	63	9.4	6018	1.51	59		*	*			
	106.08	2.08	51/1	16	5222	2.06	64	11	5788	1.69	60			*			
	94.35	1.85	51/1	19	4956	2.29	65	12	5549	1.70	62			*			
	78.91	3.67	43/2	22	5797	2.67	76	15	6213	2.02	73			*			
	66.44	3.09	43/2	26	5576	2.99	77	17	6027	2.17	75			*			
	58.27	2.71	43/2	30	5310	3.24	78	20	5788	2.45	75			*			
	52.03	2.42	43/2	34	5089	3.47	79	22	5584	2.56	76			*			
	44.72	2.08	43/2	39	4868	3.77	80	26	5398	2.90	77			*			
	37.91	3.67	31/3	46	4868	4.22	84	30	5213	3.03	82			*			
	31.92	3.09	31/3	55	4646	4.77	85	36	5027	3.46	83			*			
	27.99	2.71	31/3	63	4514	<i>5.00</i>	86	41	4921	<i>3.30</i>	84						
	25.00	2.42	31/3	70	4336	<i>5.00</i>	86	46	4761	<i>3.30</i>	84						
	21.49	2.08	31/3	81	4160	<i>5.00</i>	87	54	4611	<i>3.30</i>	85						
	19.11	1.85	31/3	92	4027	<i>5.00</i>	87	60	4514	<i>3.30</i>	86						
	15.98	3.09	31/6	110	3496	<i>5.00</i>	90	72	3735	<i>3.30</i>	88						
	14.01	2.71	31/6	125	3230	<i>5.00</i>	90	82	3522	<i>3.30</i>	89						
	12.51	2.42	31/6	140	3053	<i>5.00</i>	90	92	3354	<i>3.30</i>	89						
	10.75	2.08	31/6	163	3009	<i>5.00</i>	91	107	3336	<i>3.30</i>	89						
	9.56	1.85	31/6	183	3009	<i>5.00</i>	91	121	3372	<i>3.30</i>	90						
	7.55	1.46	31/6	232	2611	<i>5.00</i>	91	153	2974	<i>3.30</i>	90						
SK 13080	3356.66†	65.82	51/1	0.52	6814	0.12	45	0.34	6992	0.08	45	*					
	2658.22†	52.12	51/1	0.66	6814	0.16	46	0.43	7045	0.11	45	*					
W	2058.82†	40.37	51/1	0.85	6814	0.20	46	0.56	7115	0.13	46	*					
$\frac{H}{in}$	1198.81	23.51	51/1	1.5	6814	0.35	47	0.96	7045	0.23	46	*					
\Rightarrow F66	956.44	18.75	51/1	1.8	6814	0.40	48	1.2	7098	0.28	47	*					
	805.28	15.79	51/1	2.2	6814	0.48	49	1.4	7107	0.34	47	*					
NEMA	706.25	13.85	51/1	2.5	6814	<i>0.50</i>	49	1.6	7089	<i>0.33</i>	48	*					
$\frac{H}{in}$	630.68	12.37	51/1	2.8	6814	<i>0.50</i>	50	1.8	7071	<i>0.33</i>	48	*					
\Rightarrow F68	542.07	10.63	51/1	3.2	6814	<i>0.50</i>	51	2.1	7053	<i>0.33</i>	49	*					
	482.13	9.45	51/1	3.6	6814	<i>0.50</i>	52	2.4	6682	<i>0.33</i>	49	*					
	403.20	18.75	43/2	4.3	6814	<i>0.50</i>	68	2.9	7098	<i>0.33</i>	67	*					
	339.48	15.79	43/2	5.2	6195	<i>0.50</i>	68	3.4	6098	<i>0.33</i>	67	*					
	297.73	13.85	43/2	5.9	5398	<i>0.50</i>	69	3.9	5319	<i>0.33</i>	67	*					
	265.87	12.37	43/2	6.6	5044	<i>0.50</i>	69	4.3	5044	<i>0.33</i>	68	*					
	228.52	10.63	43/2	7.7	5044	<i>0.50</i>	70	5.1	4974	<i>0.33</i>	68	*					
	193.73	18.75	31/3	9.0	3982	<i>0.50</i>	78	6.0	3965	<i>0.33</i>	77	*					
	163.11	15.79	31/3	11	3363	<i>0.50</i>	79	7.1	3381	<i>0.33</i>	78	*					
	143.05	13.85	31/3	12	3009	<i>0.50</i>	79	8.1	3009	<i>0.33</i>	78	*					
	127.74	12.37	31/3	14	2655	<i>0.50</i>	79	9.0	2646	<i>0.33</i>	78	*					
	109.80	10.63	31/3	16	2301	<i>0.50</i>	80	11	2301	<i>0.33</i>	79	*					
	97.65	9.45	31/3	18	2036	<i>0.50</i>	80	12	2044	<i>0.33</i>	79	*					

† Only available in version .Z or .F

* Caution: do not exceed the maximum drive power P_{1max} according to the Type W column.

The italicized power values shown are not the mechanical limit and may be increased through discussion with NORD engineering.

Total Weight [lbs]

Gear Unit	W	56C	140TC	180TC
SK 12080	75	86	86	101
SK 13080	86	97	-	-



SK 12080 SK 13080

	i _{ges}	i1	z2/z1	W				NEMA				f _B ⇒ F4 - 27								
				n ₂	M _{2max}	P _{1max}	η	n ₂	M _{2max}	P _{1max}	η									
				f _B = 1		f _B ≥ 1		f _B = 1		f _B ≥ 1		56C	140TC	180TC	210TC	250TC				
		n ₁ = 875 min ⁻¹		n ₁ = 580 min ⁻¹				[r/min]	[lb-in]	[hp]	[%]	[r/min]	[lb-in]	[hp]	[%]					
SK 12080	656.88†	12.88	51/1	1.3	6708	0.29	47	0.88	6974	0.21	46	*								
	520.20†	10.20	51/1	1.7	6726	0.38	48	1.1	6983	0.25	47	*	*							
W	402.90†	7.90	51/1	2.2	6797	0.48	49	1.4	7089	0.34	47	*	*							
in	276.92†	12.88	43/2	3.2	6567	0.50	67	2.1	6469	0.32	66	*								
⇒ F66	234.60	4.60	51/1	3.7	6930	0.78	52	2.5	7248	0.59	49		*							
	187.17	3.67	51/1	4.7	6576	0.92	53	3.1	6974	0.67	51		*	*						
NEMA	157.59	3.09	51/1	5.6	6655	1.10	54	3.7	7062	0.79	52		*	*						
in	138.21	2.71	51/1	6.3	6496	1.15	56	4.2	6868	0.88	52		*	*	*					
⇒ F67	123.42	2.42	51/1	7.1	6328	1.27	56	4.7	6673	0.94	53		*	*						
	106.08	2.08	51/1	8.2	6115	1.37	58	5.5	6487	1.05	54			*						
	94.35	1.85	51/1	9.3	5876	1.47	59	6.1	6292	1.11	55			*						
	78.91	3.67	43/2	11	6434	1.55	72	7.4	6814	1.14	70			*	*					
	66.44	3.09	43/2	13	6257	1.77	73	8.7	6646	1.29	71			*						
	58.27	2.71	43/2	15	6045	1.94	74	10	6390	1.42	71			*						
	52.03	2.42	43/2	17	5868	2.13	74	11	6186	1.50	72			*						
	44.72	2.08	43/2	20	5699	2.41	75	13	6045	1.70	73			*						
	37.91	3.67	31/3	23	5398	2.43	81	15	5726	1.70	80			*						
	31.92	3.09	31/3	27	5213	2.72	82	18	5540	1.97	80			*						
	27.99	2.71	31/3	31	5133	<i>2.50</i>	83	21	5434	<i>1.65</i>	81				*					
	25.00	2.42	31/3	35	5000	<i>2.50</i>	83	23	5275	<i>1.65</i>	81									
	21.49	2.08	31/3	41	4868	<i>2.50</i>	84	27	5168	<i>1.65</i>	82									
	19.11	1.85	31/3	46	4779	<i>2.50</i>	84	30	5115	<i>1.65</i>	82									
	15.98	3.09	31/6	55	3690	<i>2.50</i>	87	36	3655	<i>1.65</i>	86									
	14.01	2.71	31/6	62	3673	<i>2.50</i>	88	41	3620	<i>1.65</i>	86									
	12.51	2.42	31/6	70	3522	<i>2.50</i>	88	46	3637	<i>1.65</i>	87									
	10.75	2.08	31/6	81	3522	<i>2.50</i>	89	54	3593	<i>1.65</i>	87									
	9.56	1.85	31/6	92	3567	<i>2.50</i>	89	61	3602	<i>1.65</i>	88									
	7.55	1.46	31/6	116	3195	<i>2.50</i>	90	77	3460	<i>1.65</i>	88									
SK 13080	3356.66†	65.82	51/1	0.26	7071	0.07	45	0.17	7354	0.04	45	*								
	2658.22†	52.12	51/1	0.33	7151	0.08	45	0.22	7266	0.05	45	*								
W	2058.82†	40.37	51/1	0.43	7266	0.11	45	0.28	7416	0.07	45	*								
in	1198.81	23.51	51/1	0.73	7301	0.19	46	0.48	7576	0.13	45	*								
⇒ F66	956.44	18.75	51/1	0.91	7275	0.23	46	0.61	7620	0.16	46	*								
	805.28	15.79	51/1	1.1	7266	0.27	47	0.72	7620	0.19	46	*								
NEMA	706.25	13.85	51/1	1.2	7275	<i>0.25</i>	47	0.82	7584	<i>0.17</i>	46	*								
in	630.68	12.37	51/1	1.4	7284	<i>0.25</i>	47	0.92	7549	<i>0.17</i>	46	*								
⇒ F68	542.07	10.63	51/1	1.6	6912	<i>0.25</i>	48	1.1	6761	<i>0.17</i>	47	*								
	482.13	9.45	51/1	1.8	6540	<i>0.25</i>	48	1.2	6407	<i>0.17</i>	47	*								
	403.20	18.75	43/2	2.2	7062	<i>0.25</i>	66	1.4	6956	<i>0.17</i>	65	*								
	339.48	15.79	43/2	2.6	6009	<i>0.25</i>	66	1.7	6009	<i>0.17</i>	66	*								
	297.73	13.85	43/2	2.9	5319	<i>0.25</i>	67	1.9	5239	<i>0.17</i>	66	*								
	265.87	12.37	43/2	3.3	4974	<i>0.25</i>	67	2.2	4903	<i>0.17</i>	66	*								
	228.52	10.63	43/2	3.8	4903	<i>0.25</i>	67	2.5	4823	<i>0.17</i>	66	*								
	193.73	18.75	31/3	4.5	3965	<i>0.25</i>	77	3.0	3912	<i>0.17</i>	76	*								
	163.11	15.79	31/3	5.4	3336	<i>0.25</i>	77	3.6	3292	<i>0.17</i>	76	*								
	143.05	13.85	31/3	6.1	2965	<i>0.25</i>	77	4.1	2965	<i>0.17</i>	77	*								
	127.74	12.37	31/3	6.8	2611	<i>0.25</i>	77	4.5	2611	<i>0.17</i>	77	*								
	109.80	10.63	31/3	8.0	2274	<i>0.25</i>	78	5.3	2248	<i>0.17</i>	77	*								
	97.65	9.45	31/3	9.0	2027	<i>0.25</i>	78	5.9	2000	<i>0.17</i>	77	*								

† Only available in version .Z or .F

* Caution: do not exceed the maximum drive power P_{1max} according to the Type W column.
The italicized power values shown are not the mechanical limit and may be increased through discussion with NORD engineering.

Total Weight [lbs]

Gear Unit	W	56C	140TC	180TC
SK 12080	75	86	86	101
SK 13080	86	97	-	-

Helical-worm gear units

SK 32100 SK 33100



	i_{ges}	$i1$	$z2/z1$	W				NEMA									
				n_2	M_{2max}	P_{1max}	η	n_2	M_{2max}	P_{1max}	η	$f_B \Rightarrow F4 - 27$					
				$f_B = 1$	$f_B \geq 1$	$n_1 = 1750 \text{ min}^{-1}$		$f_B = 1$	$f_B \geq 1$	$n_1 = 1150 \text{ min}^{-1}$		56C	140TC	180TC	210TC	250TC	
				[r/min]	[lb-in]	[hp]	[%]	[r/min]	[lb-in]	[hp]	[%]						
SK 32100	645.00	12.90	50/1	2.7	12567	1.03	52	1.8	13054	0.75	50		*				
	510.00	10.20	50/1	3.4	12567	1.26	54	2.3	13089	0.94	51		*				
W	410.00	8.20	50/1	4.3	11992	1.46	56	2.8	12629	1.07	52		*	*			
$\frac{H}{in}$	304.00	6.08	50/1	5.8	12567	2.00	58	3.8	13337	1.46	55						
\Rightarrow F66	241.50	4.83	50/1	7.2	12567	2.39	60	4.8	13266	1.77	57			*			
	183.50	3.67	50/1	9.5	12080	2.90	63	6.3	12939	2.18	59			*	*		
NEMA	165.50	3.31	50/1	11	11770	3.20	64	7.0	12691	2.35	60			*	*		
$\frac{H}{in}$	129.00	2.58	50/1	14	10974	3.63	67	9.0	11992	2.72	63			*	*		
\Rightarrow F67	104.00	2.08	50/1	17	10354	4.05	69	11	11478	3.08	65			*	*		
	94.19	4.83	39/2	19	11594	4.48	78	12	12240	3.11	75			*			
	71.57	3.67	39/2	24	10797	5.13	80	16	11567	3.81	77				*		
	64.55	3.31	39/2	27	10532	5.64	80	18	11355	4.21	77					*	
	50.31	2.58	39/2	35	9824	6.65	82	23	10735	4.96	79					*	
	42.83	3.67	35/3	41	9735	7.36	86	27	10425	5.31	84					*	
	38.63	3.31	35/3	45	9735	8.08	86	30	10496	5.95	84					*	
	34.32	1.76	39/2	51	9646	9.29	84	34	10859	7.14	82					*	
	30.11	2.58	35/3	58	9292	9.83	87	38	10151	7.20	85					*	
	24.27	2.08	35/3	72	9027	<i>10.00</i>	88	48	10009	<i>6.60</i>	86						
	20.54	1.76	35/3	85	7434	<i>10.00</i>	89	56	8372	<i>6.60</i>	87						
	18.97	3.67	31/6	92	6372	<i>10.00</i>	90	61	6452	<i>6.60</i>	89						
	17.11	3.31	31/6	102	6284	<i>10.00</i>	91	68	6416	<i>6.60</i>	89						
	16.22	1.39	35/3	108	6638	<i>10.00</i>	90	71	7602	<i>6.60</i>	88						
	13.34	2.58	31/6	131	6284	<i>10.00</i>	91	87	6372	<i>6.60</i>	90						
	10.75	2.08	31/6	163	6416	<i>10.00</i>	92	107	6416	<i>6.60</i>	91						
	9.10	1.76	31/6	192	6416	<i>10.00</i>	92	127	6345	<i>6.60</i>	91						
	7.19	1.39	31/6	243	6018	<i>10.00</i>	93	161	6080	<i>6.60</i>	92						
SK 33100	5875.95	117.52	50/1	0.3	14072	0.15	46	0.2	14328	0.11	45		*				
	4646.10	92.92	50/1	0.38	14072	0.19	46	0.25	14328	0.12	45		*				
W	3735.10	74.70	50/1	0.47	14072	0.23	46	0.31	14390	0.15	46		*				
$\frac{H}{in}$	2200.07	44.00	50/1	0.8	14072	0.38	47	0.52	14638	0.27	46		*				
\Rightarrow F66	1671.69	33.43	50/1	1.0	14072	0.47	48	0.69	14788	0.35	47		*				
	1507.71	30.15	50/1	1.2	14072	0.56	48	0.77	14726	0.39	47		*				
NEMA	1175.19	23.50	50/1	1.5	14072	0.68	49	0.98	14549	0.47	48		*				
$\frac{H}{in}$	660.60	13.21	50/1	2.6	14072	1.11	52	1.7	14629	0.79	50			*			
\Rightarrow F68	519.31	10.39	50/1	3.4	14072	1.41	54	2.2	14647	1.01	51			*			
	468.37	9.37	50/1	3.7	14072	1.53	54	2.5	14718	1.13	52			*			
	365.07	7.30	50/1	4.8	13364	1.78	57	3.2	14178	1.35	53			*			
	299.28	5.99	50/1	5.8	13364	<i>2.00</i>	58	3.9	14178	<i>1.32</i>	55						
	257.63	13.21	39/2	6.8	13364	<i>2.00</i>	71	4.5	13894	<i>1.32</i>	70						
	182.66	9.37	39/2	9.6	12567	<i>2.00</i>	73	6.3	13142	<i>1.32</i>	71						
	142.38	7.30	39/2	12	11594	<i>2.00</i>	75	8.1	12302	<i>1.32</i>	72						
	121.21	10.39	35/3	14	10532	<i>2.00</i>	81	9.5	10965	<i>1.32</i>	79						
	109.32	9.37	35/3	16	10532	<i>2.00</i>	81	11	11018	<i>1.32</i>	79						
	85.21	7.30	35/3	21	9558	<i>2.00</i>	82	14	10142	<i>1.32</i>	80						
	69.85	5.99	35/3	25	9558	<i>2.00</i>	83	17	10142	<i>1.32</i>	81						
	53.70	10.39	31/6	33	6106	<i>2.00</i>	87	22	6230	<i>1.32</i>	86						

* Caution: do not exceed the maximum drive power P_{1max} according to the Type W column.
The italicized power values shown are not the mechanical limit and may be increased through discussion with NORD engineering.

Helical-worm gear units

Total Weight [lbs]

Gear Unit	W	56C	140TC	180TC	210TC
SK 32100	146	150	150	159	179
SK 33100	150	161	161	-	-



SK 32100 SK 33100

	i _{ges}	i1	z2/z1	W				NEMA									
				n ₂	M _{2max}	P _{1max}	η	n ₂	M _{2max}	P _{1max}	η	f _B ⇒ F4 - 27					
				f _B = 1	f _B ≥ 1	n ₁ = 875 min ⁻¹		f _B = 1	f _B ≥ 1	n ₁ = 580 min ⁻¹		56C	140TC	180TC	210TC	250TC	
				[r/min]	[lb-in]	[hp]	[%]	[r/min]	[lb-in]	[hp]	[%]						
SK 32100	645.00	12.90	50/1	1.4	13425	0.60	49	0.9	13939	0.43	47		*				
	510.00	10.20	50/1	1.7	13452	0.72	50	1.1	13956	0.51	48		*				
W	410.00	8.20	50/1	2.1	12930	0.84	51	1.4	13496	0.62	49		*	*			
in	304.00	6.08	50/1	2.9	13779	1.19	53	1.9	14293	0.86	50						
⇒ F66	241.50	4.83	50/1	3.6	13841	1.46	54	2.4	14452	1.07	51			*			
	183.50	3.67	50/1	4.8	13399	1.82	56	3.2	14213	1.37	53			*	*		
NEMA	165.50	3.31	50/1	5.3	13133	1.93	57	3.5	13956	1.43	54			*	*		
in	129.00	2.58	50/1	6.8	12558	2.25	60	4.5	13266	1.69	56			*	*		
⇒ F67	104.00	2.08	50/1	8.4	12124	2.60	52	5.6	12868	1.97	58			*	*		
	94.19	4.83	39/2	9.3	12771	2.57	73	6.2	13328	1.85	71			*			
	71.57	3.67	39/2	12	11974	3.04	75	8.1	12700	2.27	72				*		
	64.55	3.31	39/2	14	11753	3.43	76	9.0	12487	2.44	73				*		
	50.31	2.58	39/2	17	11240	3.94	77	12	11877	3.06	74				*		
	42.83	3.67	35/3	20	10797	4.18	82	14	11452	3.18	80				*		
	38.63	3.31	35/3	23	10868	4.77	83	15	11549	3.39	81				*		
	34.32	1.76	39/2	25	11514	5.71	80	17	12372	4.33	77				*		
	30.11	2.58	35/3	29	10629	5.82	84	19	11231	4.13	82				*		
	24.27	2.08	35/3	36	10567	<i>5.00</i>	85	24	11213	<i>3.30</i>	83						
	20.54	1.76	35/3	43	8877	<i>5.00</i>	86	28	9531	<i>3.30</i>	84						
	18.97	3.67	31/6	46	6381	<i>5.00</i>	88	31	6301	<i>3.30</i>	87						
	17.11	3.31	31/6	51	6345	<i>5.00</i>	88	34	6266	<i>3.30</i>	87						
	16.22	1.39	35/3	54	8177	<i>5.00</i>	87	36	8885	<i>3.30</i>	85						
	13.34	2.58	31/6	66	6301	<i>5.00</i>	89	43	6230	<i>3.30</i>	88						
	10.75	2.08	31/6	81	6345	<i>5.00</i>	90	54	6275	<i>3.30</i>	89						
	9.10	1.76	31/6	96	6345	<i>5.00</i>	91	64	6204	<i>3.30</i>	89						
	7.19	1.39	31/6	122	6018	<i>5.00</i>	91	81	5947	<i>3.30</i>	90						
SK 33100	5875.95	117.52	50/1	0.15	15178	0.08	45	0.1	16072	0.05	45		*				
	4646.10	92.92	50/1	0.19	14629	0.09	45	0.12	15780	0.07	45		*				
W	3735.10	74.70	50/1	0.23	14541	0.12	45	0.16	15426	0.08	45		*				
in	2200.07	44.00	50/1	0.4	14912	0.20	46	0.26	15195	0.13	46		*				
⇒ F66	1671.69	33.43	50/1	0.52	15151	0.27	46	0.35	15541	0.19	46		*				
	1507.71	30.15	50/1	0.58	15134	0.31	46	0.38	15567	0.20	46		*				
NEMA	1175.19	23.50	50/1	0.74	15080	0.38	47	0.49	15647	0.27	46		*				
in	660.60	13.21	50/1	1.3	15027	0.63	49	0.88	15629	0.47	47			*			
⇒ F68	519.31	10.39	50/1	1.7	15063	0.82	50	1.1	15620	0.56	48			*			
	468.37	9.37	50/1	1.9	15080	0.91	50	1.2	15700	0.62	48			*			
	365.07	7.30	50/1	2.4	14567	1.09	51	1.6	15160	0.79	49			*			
	299.28	5.99	50/1	2.9	14664	<i>1.00</i>	53	1.9	15195	<i>0.66</i>	50						
	257.63	13.21	39/2	3.4	14275	<i>1.00</i>	69	2.3	14841	<i>0.66</i>	68						
	182.66	9.37	39/2	4.8	13470	<i>1.00</i>	70	3.2	14027	<i>0.66</i>	68						
	142.38	7.30	39/2	6.1	12638	<i>1.00</i>	74	4.1	13151	<i>0.66</i>	69						
	121.21	10.39	35/3	7.2	11275	<i>1.00</i>	78	4.8	11691	<i>0.66</i>	77						
	109.32	9.37	35/3	8.0	11284	<i>1.00</i>	78	5.3	11753	<i>0.66</i>	77						
	85.21	7.30	35/3	10	10416	<i>1.00</i>	79	6.8	10841	<i>0.66</i>	78						
	69.85	5.99	35/3	13	10487	<i>1.00</i>	80	8.3	10868	<i>0.66</i>	79						
	53.70	10.39	31/6	16	6160	<i>1.00</i>	85	11	6089	<i>0.66</i>	84						

* Caution: do not exceed the maximum drive power P_{1max} according to the Type W column.
The italicized power values shown are not the mechanical limit and may be increased through discussion with NORD engineering.

Total Weight [lbs]

Gear Unit	W	56C	140TC	180TC	210TC
SK 32100	146	150	150	159	179
SK 33100	150	161	161	-	-

Helical-worm gear units

SK 42125 SK 43125



	i _{ges}	i1	z2/z1	W				NEMA				f _B ⇒ F4 - 27					
				n ₂	M _{2max}	P _{1max}	η	n ₂	M _{2max}	P _{1max}	η	56C	140TC	180TC	210TC	250TC	
				[r/min]	[lb-in]	[hp]	[%]	[r/min]	[lb-in]	[hp]	[%]						
SK 42125	695.60	14.80	47/1	2.5	25222	1.82	55	1.7	26276	1.34	53		*				
	495.85	10.55	47/1	3.5	25222	2.41	58	2.3	26231	1.74	55			*			
W	337.46	7.18	47/1	5.2	25222	3.35	62	3.4	26798	2.49	58			*	*		
in	247.69	5.27	47/1	7.1	24426	4.24	65	4.7	25842	3.22	60			*	*		
⇒ F66	201.63	4.29	47/1	8.7	23276	4.80	67	5.7	24656	3.54	63			*	*		
	182.36	3.88	47/1	9.6	22656	5.07	68	6.3	24169	3.78	64			*			
	160.74	3.42	47/1	11	21860	5.44	70	7.2	23532	4.13	65			*			
NEMA	144.76	3.08	47/1	12	21152	5.67	71	8	22877	4.40	66			*	*		
in	117.50	2.50	47/1	15	19824	6.46	73	9.8	21700	4.96	68			*	*		
⇒ F67	100.58	2.14	47/1	17	18850	6.86	74	11	20859	5.20	70			*	*		
	87.30	3.88	45/2	20	20886	8.18	81	13	22275	5.88	78			*			
	76.95	3.42	45/2	23	20266	9.02	82	15	21815	6.57	79			*			
	69.30	3.08	45/2	25	19647	9.38	83	17	21258	7.16	80			*	*		
	56.25	2.50	45/2	31	18231	10.67	84	21	19957	8.20	81			*	*		
	48.15	2.14	45/2	36	17346	11.65	85	24	19196	8.91	82			*	*		
	40.95	1.82	45/2	43	16284	12.91	86	28	18275	9.66	84			*	*		
	35.33	3.42	31/3	50	14160	12.61	89	33	15249	9.17	87						
	31.82	3.08	31/3	55	16284	15.97	89	36	17612	11.55	87				*		
	25.83	2.50	31/3	68	15134	18.14	90	45	16567	13.43	88				*		
	22.11	2.14	31/3	79	14248	19.84	90	52	15762	14.61	89				*		
	18.80	1.82	31/3	93	13364	20.00	91	61	15001	13.20	90						
	15.92	3.08	31/6	110	10974	20.00	92	73	11629	13.20	91						
	14.57	1.41	31/3	120	11859	20.00	91	79	13558	13.20	90						
	12.93	2.50	31/6	135	10974	20.00	93	89	11753	13.20	92						
	11.06	2.14	31/6	158	10974	20.00	93	104	11478	13.20	92						
	9.41	1.82	31/6	186	10089	20.00	93	123	11319	13.20	93						
	8.43	1.63	31/6	208	10089	20.00	94	137	11036	13.20	93						
	7.76	1.50	31/6	226	8938	20.00	94	149	10151	13.20	93						
	7.29	1.41	31/6	240	8319	20.00	94	158	9514	13.20	93						
SK 43125	7095.12	150.96	47/1	0.25	26550	0.23	47	0.16	26550	0.15	47	*	*				
	5057.67	107.61	47/1	0.35	27346	0.32	48	0.23	27771	0.21	47	*	*				
W	3442.09	73.24	47/1	0.51	27346	0.46	48	0.34	27984	0.31	48	*	*				
in	2526.44	53.75	47/1	0.69	27346	0.62	49	0.46	28232	0.43	48	*	*				
⇒ F66	2056.63	43.76	47/1	0.85	27346	0.74	50	0.56	28462	0.51	49	*	*				
	1860.07	39.58	47/1	0.94	27346	0.82	50	0.62	28594	0.58	49	*	*				
	1639.55	34.88	47/1	1.1	27346	0.94	51	0.7	28780	0.66	49	*	*				
NEMA	1476.55	31.42	47/1	1.2	27346	1.02	51	0.78	28665	0.72	49	*	*				
in	1198.50	25.50	47/1	1.5	27346	1.25	52	0.96	28400	0.87	50	*	*				
⇒ F68	928.25	19.75	47/1	1.9	27346	1.55	53	1.2	28417	1.06	51	*	*				
	794.58	16.91	47/1	2.2	27346	1.77	54	1.5	28559	1.30	52	*	*				
	689.67	30.65	45/2	2.5	25046	1.43	69	1.7	26231	1.06	67	*	*				
	607.91	27.02	45/2	2.9	23630	1.58	69	1.9	24612	1.09	68	*	*				
	547.47	24.33	45/2	3.2	27346	1.98	70	2.1	28329	1.39	68	*	*				
	444.38	19.75	45/2	3.9	26462	2.33	70	2.6	27134	1.62	69	*	*				
	380.39	16.91	45/2	4.6	23098	2.37	71	3	23231	1.61	69	*	*				
	323.51	14.38	45/2	5.4	21240	2.52	72	3.6	20939	1.70	70	*	*				
	269.76	11.99	45/2	6.5	24868	3.51	73	4.3	25789	2.48	71	*	*				
	236.58	10.51	45/2	7.4	24868	3.94	74	4.9	25869	2.79	72	*	*				
	187.80	8.35	45/2	9.3	22922	4.45	76	6.2	24116	3.21	73	*	*				
	152.44	6.78	45/2	11	22922	5.00	77	7.6	24382	3.30	74	*	*				
	130.49	5.80	45/2	13	21948	5.00	78	8.9	23276	3.30	75	*	*				
	110.97	4.93	45/2	16	20974	5.00	79	10	22152	3.30	76	*	*				
	86.22	8.35	31/3	20	15576	5.00	84	13	16390	3.30	82	*	*				
	69.99	6.78	31/3	25	13806	5.00	85	17	14682	3.30	83	*	*				
	62.50	6.05	31/3	28	13894	5.00	86	18	14744	3.30	84	*	*				

* Caution: do not exceed the maximum drive power P_{1max} according to the Type W column.
The italicized power values shown are not the mechanical limit and may be increased through discussion with NORD engineering.

Total Weight [lbs]

Gear Unit	W	56C	140TC	180TC	210TC	250TC
SK 42125	256	245	245	260	291	313
SK 43125	271	276	276	284	315	-

Helical-worm gear units



SK 42125 SK 43125

	i _{ges}	i1	z2/z1	W				NEMA														
				η ₂	M _{2max}	P _{1max}	η	η ₂	M _{2max}	P _{1max}	η	f _B ⇒ F4 - 27										
				f _B = 1		f _B ≥ 1		f _B = 1		f _B ≥ 1			56C	140TC	180TC	210TC	250TC					
		n ₁ = 875 min ⁻¹		n ₁ = 580 min ⁻¹																		
		[r/min]		[lb-in]		[hp]		[%]		[r/min]		[lb-in]		[hp]		[%]						
SK 42125	695.60	14.80	47/1	1.3	26913	1.09	51	0.83	27700	0.72	50		*									
W	495.85	10.55	47/1	1.8	26992	1.45	53	1.2	27966	1.05	51			*								
in	337.46	7.18	47/1	2.6	27532	2.06	55	1.7	28656	1.46	53				*	*						
⇒ F66	247.69	5.27	47/1	3.5	26860	2.57	58	2.3	27922	1.85	55				*	*						
	201.63	4.29	47/1	4.3	25709	2.92	60	2.9	27001	2.21	56				*	*						
	182.36	3.88	47/1	4.8	25090	3.14	61	3.2	26506	2.36	57					*						
NEMA	160.74	3.42	47/1	5.4	24329	3.36	62	3.6	25869	2.55	58					*						
in	144.76	3.08	47/1	6	23753	3.59	63	4	25205	2.71	59					*	*					
⇒ F67	117.50	2.50	47/1	7.4	22762	4.12	65	4.9	24037	3.06	61					*	*					
	100.58	2.14	47/1	8.7	22010	4.53	67	5.8	23311	3.40	63					*	*					
	87.30	3.88	45/2	10	23134	4.83	76	6.6	24435	3.50	73					*						
	76.95	3.42	45/2	11	22559	5.11	77	7.5	23984	3.86	74					*						
	69.30	3.08	45/2	13	22063	5.83	78	8.4	23417	4.16	75					*	*					
	56.25	2.50	45/2	16	20939	6.73	79	10	22107	4.61	76						*	*				
	48.15	2.14	45/2	18	20258	7.14	81	12	21452	5.31	77						*	*				
	40.95	1.82	45/2	21	19355	7.86	82	14	20736	5.83	79						*	*				
	35.33	3.42	31/3	25	15762	7.36	85	16	16762	5.12	83											
	31.82	3.08	31/3	27	17974	8.95	86	18	17558	5.97	84									*		
	25.83	2.50	31/3	34	17381	10.78	87	22	17452	7.16	85									*		
	22.11	2.14	31/3	40	16638	12.00	88	26	17373	8.32	86									*		
	18.80	1.82	31/3	47	15886	10.00	88	31	16983	6.60	86											
	15.92	3.08	31/6	55	11505	10.00	90	36	11372	6.60	89											
	14.57	1.41	31/3	60	14567	10.00	89	40	15824	6.60	88											
	12.93	2.50	31/6	68	11629	10.00	91	45	11372	6.60	89											
	11.06	2.14	31/6	79	11355	10.00	91	52	11231	6.60	90											
	9.41	1.82	31/6	93	11195	10.00	92	62	11071	6.60	91											
	8.43	1.63	31/6	104	10921	10.00	92	69	10797	6.60	91											
	7.76	1.50	31/6	113	10886	10.00	92	75	10797	6.60	91											
	7.29	1.41	31/6	120	10222	10.00	93	80	10523	6.60	91											
SK 43125	7095.12	150.96	47/1	0.12	26550	0.11	47	0.08	26550	0.07	47	*	*									
W	5057.67	107.61	47/1	0.17	29125	0.16	47	0.11	31037	0.12	47	*	*									
in	3442.09	73.24	47/1	0.25	28285	0.24	47	0.17	29913	0.17	47	*	*									
⇒ F66	2526.44	53.75	47/1	0.35	28647	0.34	48	0.23	29090	0.23	47	*	*									
	2056.63	43.76	47/1	0.43	28984	0.42	48	0.28	29541	0.27	48	*	*									
	1860.07	39.58	47/1	0.47	29178	0.46	48	0.31	29798	0.31	48	*	*									
NEMA	1639.55	34.88	47/1	0.53	29462	0.51	49	0.35	30170	0.35	48	*	*									
in	1476.55	31.42	47/1	0.59	29426	0.56	49	0.39	30223	0.39	48	*	*									
⇒ F68	1198.50	25.50	47/1	0.73	29347	0.70	49	0.48	30347	0.48	48	*	*									
	928.25	19.75	47/1	0.94	29223	0.87	50	0.62	30550	0.62	49	*	*									
	794.58	16.91	47/1	1.1	29152	0.99	51	0.73	30630	0.72	49	*	*									
	689.67	30.65	45/2	1.3	26939	0.83	67	0.84	27692	0.56	66	*	*									
	607.91	27.02	45/2	1.4	25382	0.84	67	0.95	26187	0.60	66	*	*									
	547.47	24.33	45/2	1.6	29329	1.11	67	1.1	30055	0.79	66	*	*									
	444.38	19.75	45/2	2	26745	1.25	68	1.3	26346	0.80	67											
	380.39	16.91	45/2	2.3	22895	1.25	68	1.5	22559	0.80	67											
	323.51	14.38	45/2	2.7	20638	1.29	69	1.8	20337	0.86	68											
	269.76	11.99	45/2	3.2	26585	1.93	70	2.2	27497	1.41	68					*						
	236.58	10.51	45/2	3.7	26621	2.23	70	2.5	27577	1.58	69					*						
	187.80	8.35	45/2	4.7	24683	2.59	71	3.1	25762	1.84	69					*						
	152.44	6.78	45/2	5.7	25099	2.50	72	3.8	26090	1.65	70											
	130.49	5.80	45/2	6.7	24090	2.50	73	4.4	24948	1.65	71											
	110.97	4.93	45/2	7.9	23090	2.50	74	5.2	24081	1.65	72											
	86.22	8.35	31/3	10	16771	2.50	81	6.7	16726	1.65	80											
	69.99	6.78	31/3	13	15116	2.50	82	8.3	15718	1.65	80											
	62.50	6.05	31/3	14	15240	2.50	83	9.3	15797	1.65	81											

* Caution: do not exceed the maximum drive power P_{1max} according to the Type W column.
The italicized power values shown are not the mechanical limit and may be increased through discussion with NORD engineering.

Total Weight [lbs]

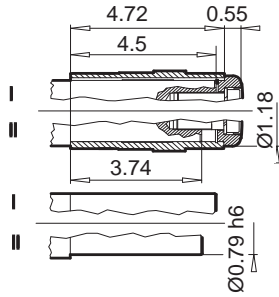
Gear Unit	W	56C	140TC	180TC	210TC	250TC
SK 42125	256	245	245	260	291	313
SK 43125	271	276	276	284	315	-

Helical-worm gear units

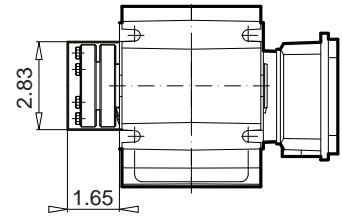
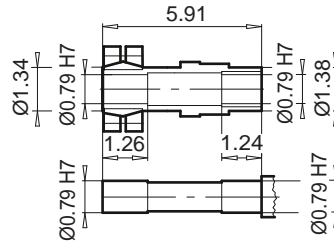


SK 02040.1

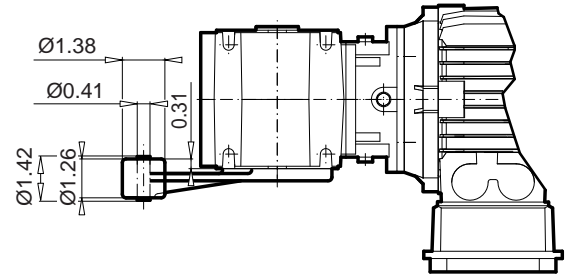
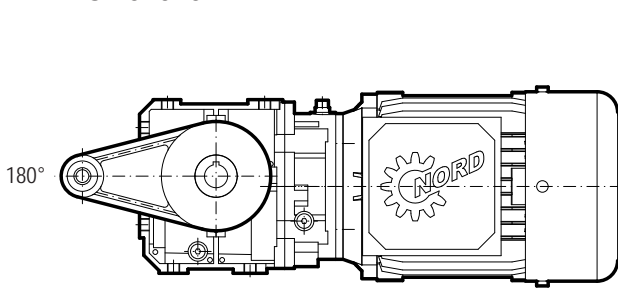
SK 02040.1 AXZB



SK 02040.1 AXZSH (AXFSH)



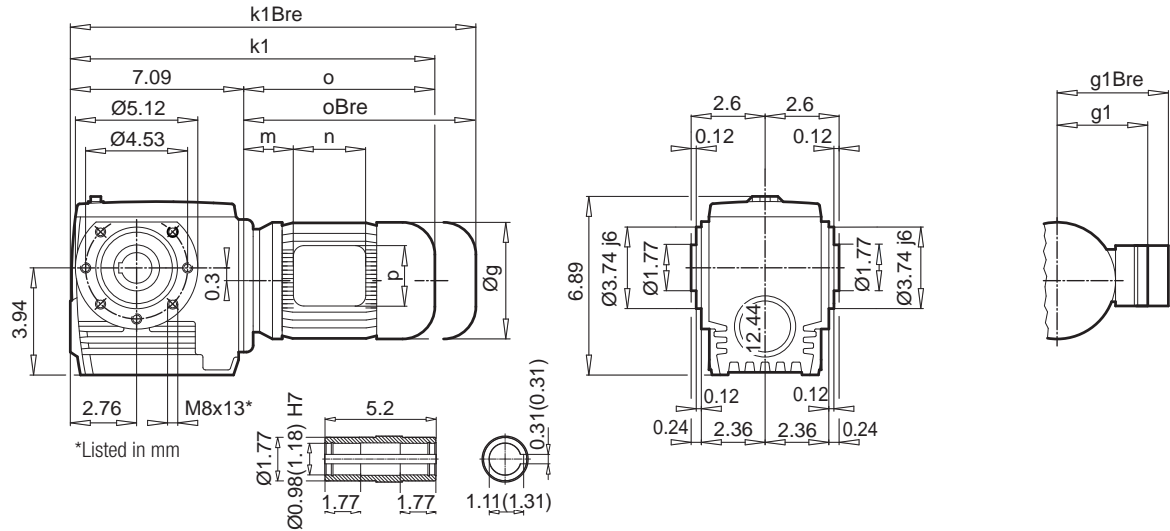
SK 02040.1 AXZD



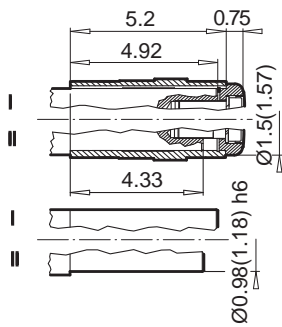


SK 02050

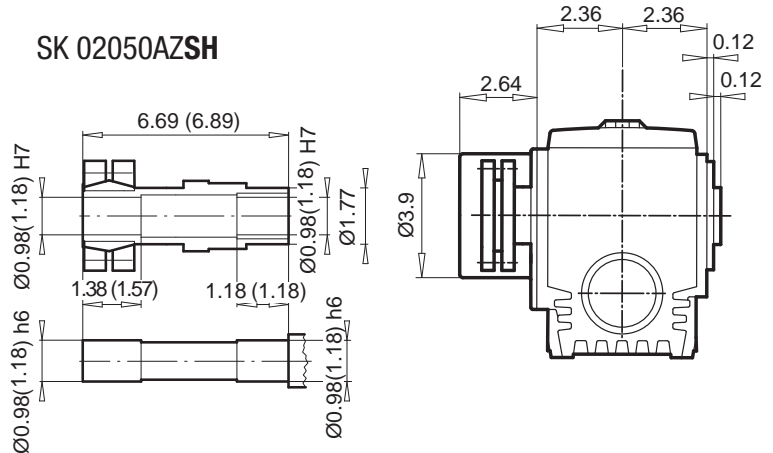
SK 02050AZ



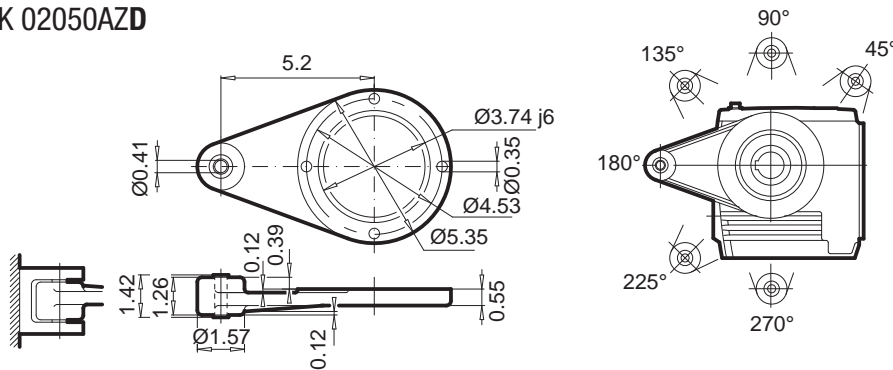
SK 02050AZB



SK 02050AZSH



SK 02050AZD



± ⇨ A58	63 SP/LP	71 SP/LP	80 SP/LP	90 SP/LP	100 LP
g	5.12	5.71	6.50	7.20	7.91
g1 / g1Bre	4.53 / 4.84	4.88 / 5.20	5.59 / 5.59	5.79 / 5.79	6.65 / 6.81
k1 / k1Bre	14.80 / 17.01	16.38 / 18.66	17.36 / 19.88	18.98 / 21.93	20.16 / 23.74
o / oBre	7.72 / 9.92	9.29 / 11.57	10.28 / 12.80	11.89 / 14.84	13.07 / 16.65
m / mBre	0.63 / 0.87	1.65 / 1.69	1.85 / 2.01	2.05 / 2.20	2.28 / 2.44
n / nBre	3.94 / 5.28	3.94 / 5.28	4.49 / 6.02	4.49 / 6.02	4.49 / 6.02
p / pBre	3.94 / 3.50	3.94 / 3.50	4.49 / 4.25	4.49 / 4.25	4.49 / 4.25



W ⇨ F66



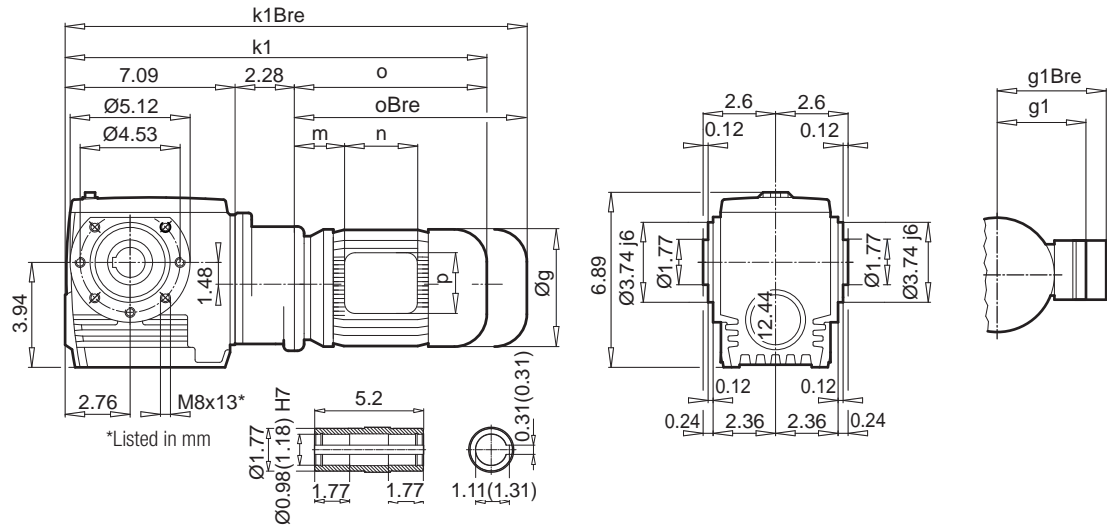
NEMA, IEC ⇨ F67

Helical-worm gear units

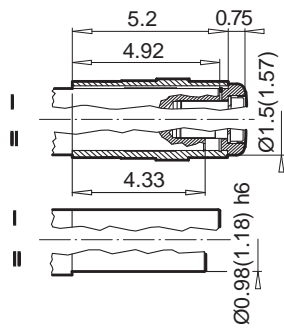


SK 13050

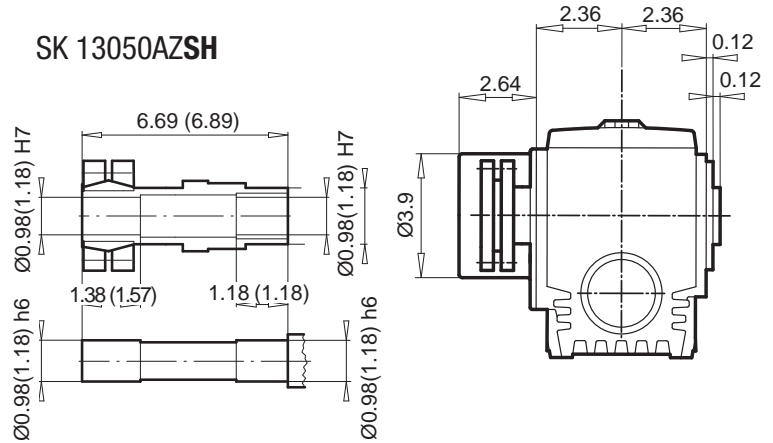
SK 13050AZ



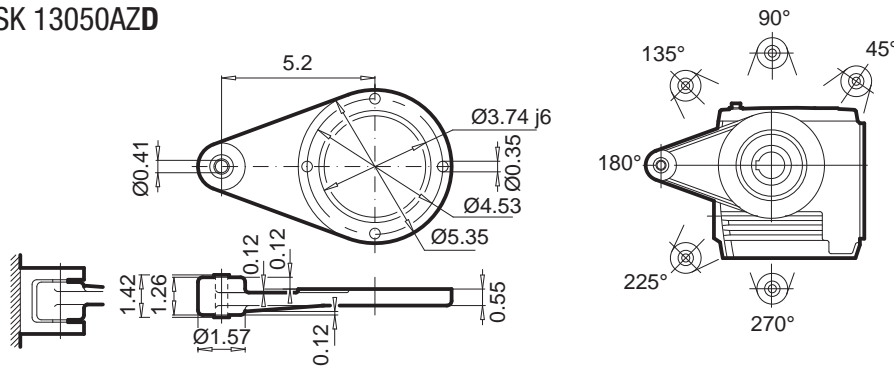
SK 13050AZB



SK 13050AZSH



SK 13050AZD



± ⇨ A58	63 SP/LP	71 SP/LP
g	5.12	5.71
g1 / g1Bre	4.53 / 4.84	4.88 / 5.20
k1 / k1Bre	17.09 / 19.29	29.41 / 20.94
o / oBre	7.56 / 9.76	9.29 / 11.57
m / mBre	0.63 / 0.87	1.65 / 1.69
n / nBre	3.94 / 5.28	3.94 / 5.28
p / pBre	3.94 / 3.50	3.94 / 3.50



W ⇨ F66



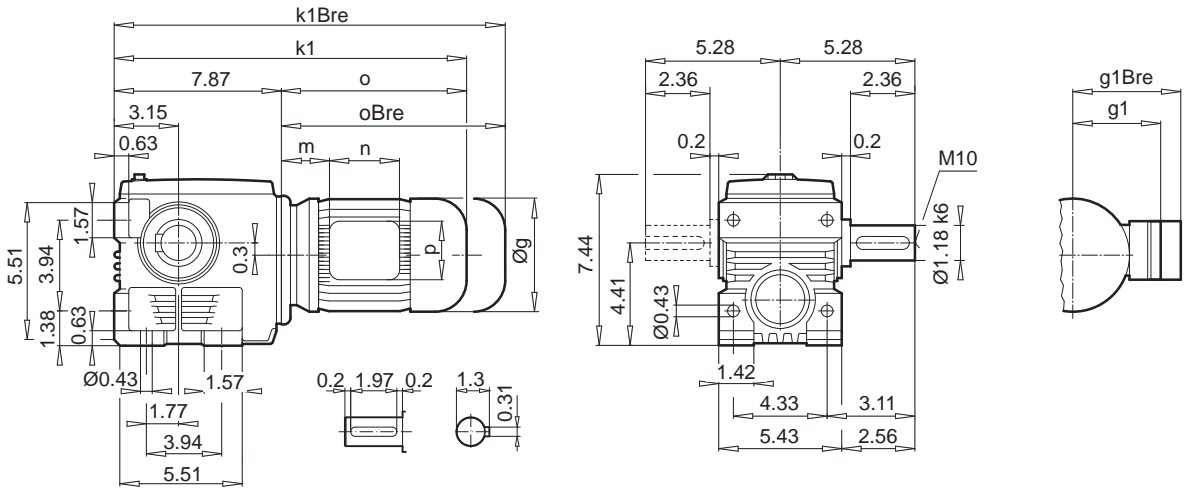
NEMA, IEC ⇨ F68

Helical-worm gear units

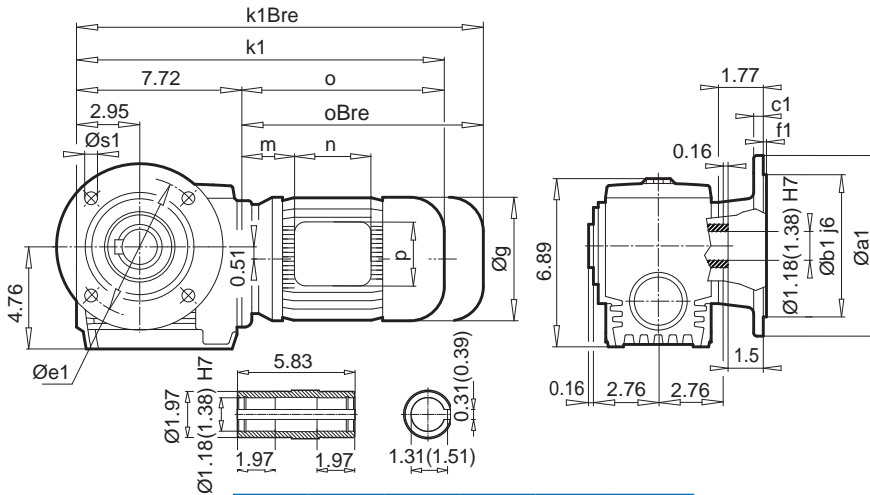
SK 12063



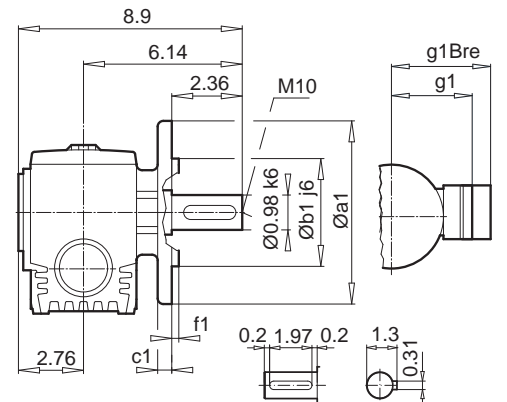
SK 12063



SK 12063AF



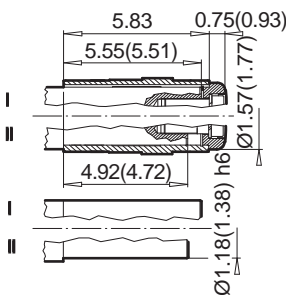
SK 02050VF



a1	b1	c1	e1	f1	s1
7.87	5.12	0.47	6.50	0.14	4 x 0.43

a1	b1	c1	e1	f1	s1
7.87	5.12	0.47	6.50	0.16	4 x 0.43

SK 12063AFB



± ⇒ A58	63 SP/LP	71 SP/LP	80 SP/LP	90 SP/LP	100 LP
g	5.12	5.71	6.50	7.20	7.91
g1 / g1Bre	4.53 / 4.84	4.88 / 5.20	5.59 / 5.59	5.79 / 5.79	6.65 / 6.81
k / kBre	15.59 / 17.80	17.17 / 19.45	18.15 / 20.67	19.76 / 22.72	20.94 / 24.53
k1 / k1Bre	15.43 / 17.64	17.01 / 19.29	17.99 / 20.51	19.61 / 22.56	20.79 / 24.37
o / oBre	7.56 / 9.76	9.29 / 11.57	10.28 / 12.80	11.89 / 14.84	13.07 / 16.65
m / mBre	0.63 / 0.87	1.65 / 1.69	1.85 / 2.01	2.05 / 2.20	2.28 / 2.44
n / nBre	3.94 / 5.28	3.94 / 5.28	4.49 / 6.02	4.49 / 6.02	4.49 / 6.02
p / pBre	3.94 / 3.50	3.94 / 3.50	4.49 / 4.25	4.49 / 4.25	4.49 / 4.25

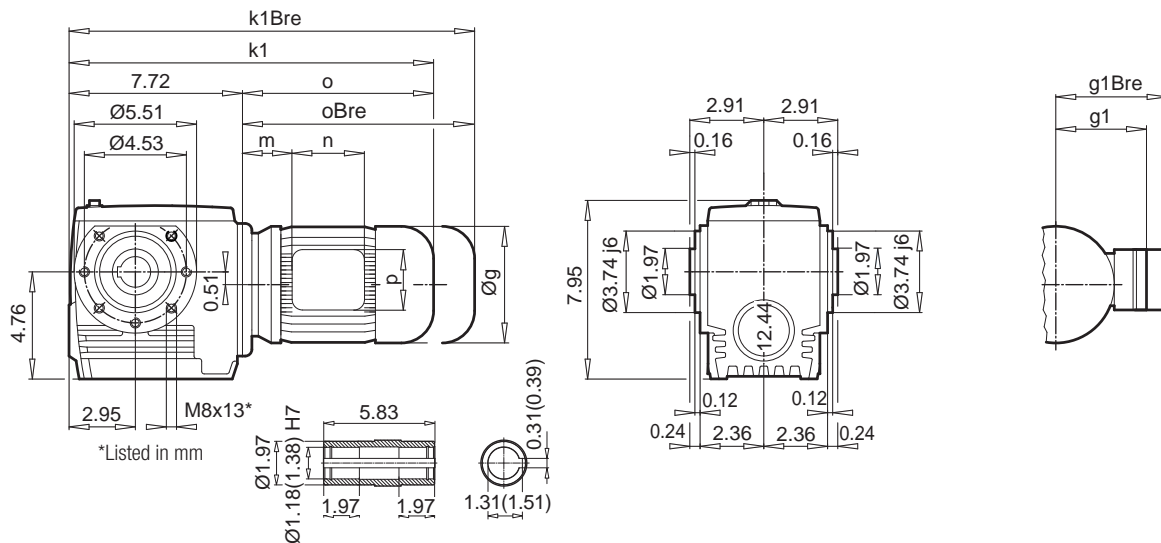


Helical-worm gear units

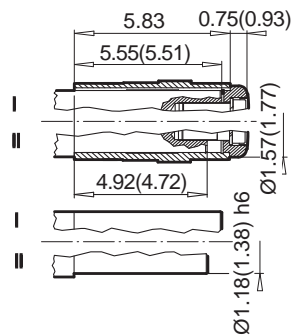


SK 12063

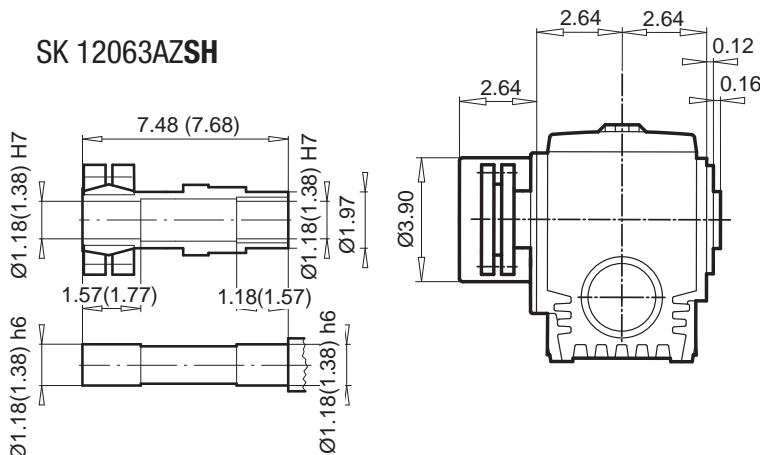
SK 12063AZ



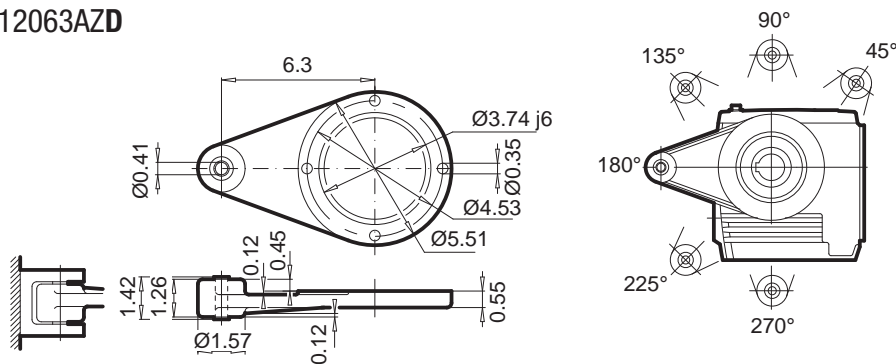
SK 12063AZB



SK 12063AZSH



SK 12063AZD



± ⇄ A58	63 SP/LP	71 SP/LP	80 SP/LP	90 SP/LP	100 LP
g	5.12	5.71	6.50	7.20	7.91
g1 / g1Bre	4.53 / 4.84	4.88 / 5.20	5.59 / 5.59	5.79 / 5.79	6.65 / 6.81
k1 / k1Bre	15.43 / 17.64	17.01 / 19.29	17.99 / 20.51	19.61 / 22.56	20.79 / 24.37
o / oBre	7.56 / 9.76	9.29 / 11.57	10.28 / 12.80	11.89 / 14.84	13.07 / 16.65
m / mBre	0.63 / 0.87	1.65 / 1.69	1.85 / 2.01	2.05 / 2.20	2.28 / 2.44
n / nBre	3.94 / 5.28	3.94 / 5.28	4.49 / 6.02	4.49 / 6.02	4.49 / 6.02
p / pBre	3.94 / 3.50	3.94 / 3.50	4.49 / 4.25	4.49 / 4.25	4.49 / 4.25



W ⇄ F66



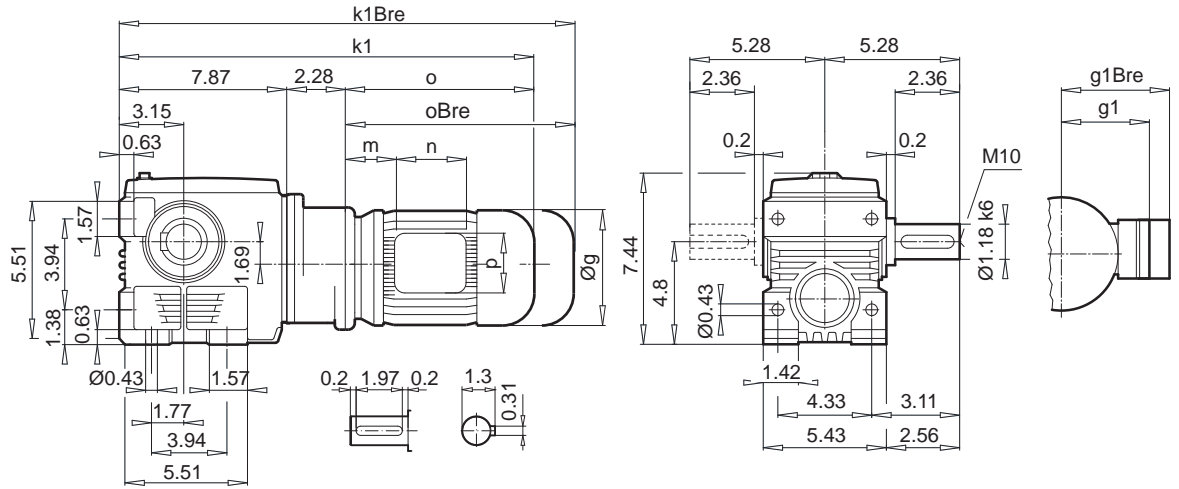
NEMA, IEC ⇄ F67

Helical-worm gear units

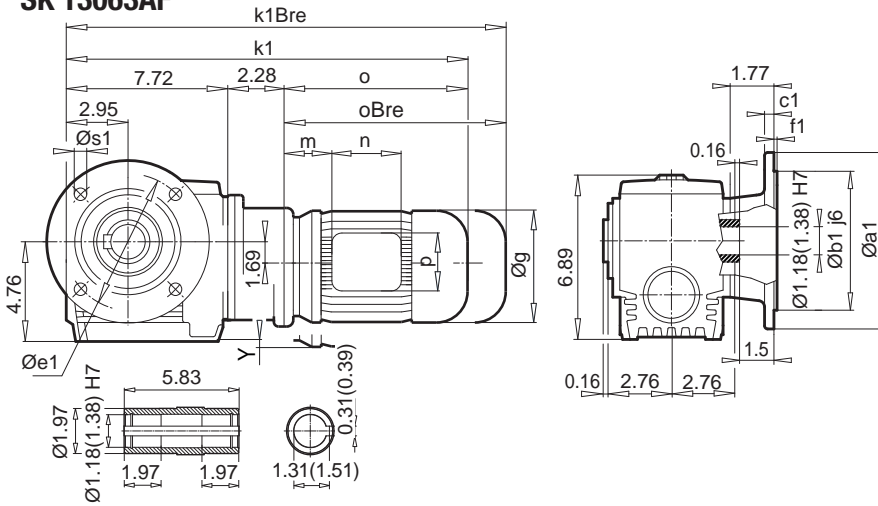
SK 13063



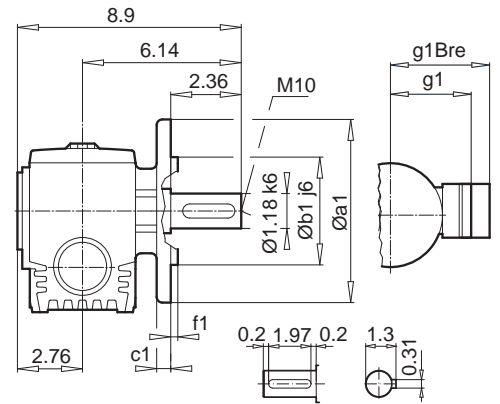
SK 13063



SK 13063AF



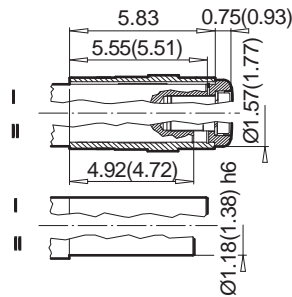
SK 13063VF




a1	b1	c1	e1	f1	s1
7.87	5.12	0.47	6.50	0.14	4 x 0.43

a1	b1	c1	e1	f1	s1
7.87	5.12	0.47	6.50	0.16	4 x 0.43

SK 13063AFB



± ⇨ A58	63 SP/LP	71 SP/LP
g	5.12	5.71
g1 / g1Bre	4.53 / 5.20	4.88 / 5.20
k / kBre	17.87 / 20.08	19.45 / 21.73
k1 / k1Bre	17.72 / 19.92	19.29 / 21.57
o / oBre	7.56 / 9.76	9.29 / 11.57
m / mBre	0.63 / 0.87	1.65 / 1.69
n / nBre	3.94 / 5.28	3.94 / 5.28
p / pBre	3.94 / 3.50	3.94 / 3.50

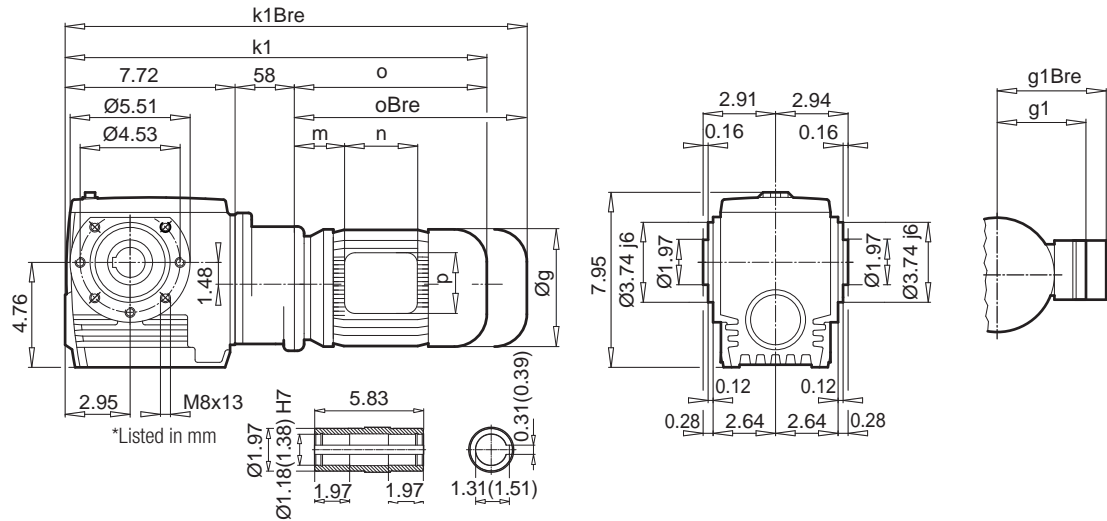


Helical-worm gear units

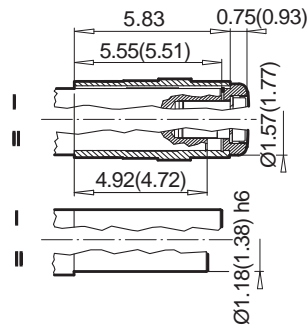


SK 13063

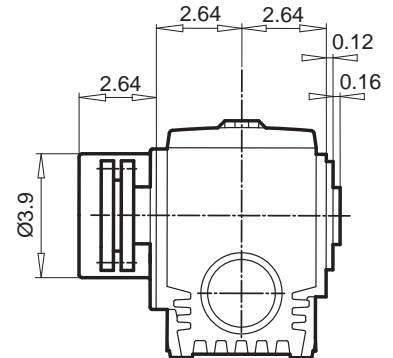
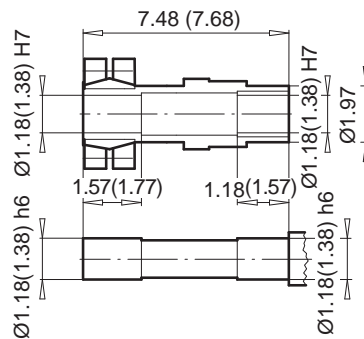
SK 13063AZ



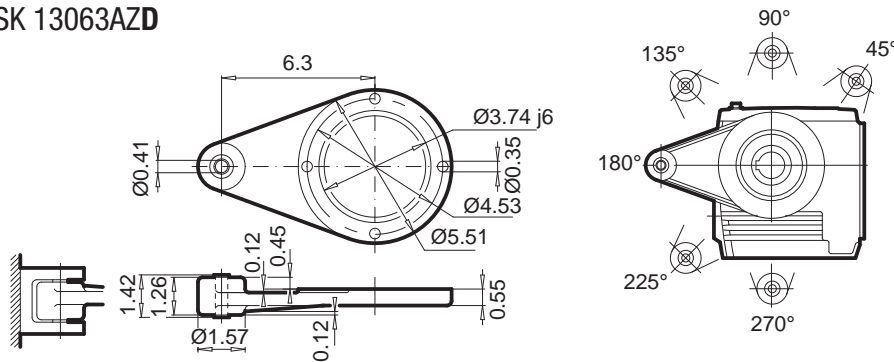
SK 13063AZB



SK 13063AZSH



SK 13063AZD



± ⇨ A58	63 SP/LP	71 SP/LP
g	5.12	5.71
g1 / g1Bre	4.53 / 4.84	4.88 / 5.20
k1 / k1Bre	17.72 / 19.92	19.29 / 21.73
o / oBre	7.56 / 9.76	9.29 / 11.57
m / mBre	0.63 / 0.87	1.65 / 1.69
n / nBre	3.94 / 5.28	3.94 / 5.28
p / pBre	3.94 / 3.50	3.94 / 3.50

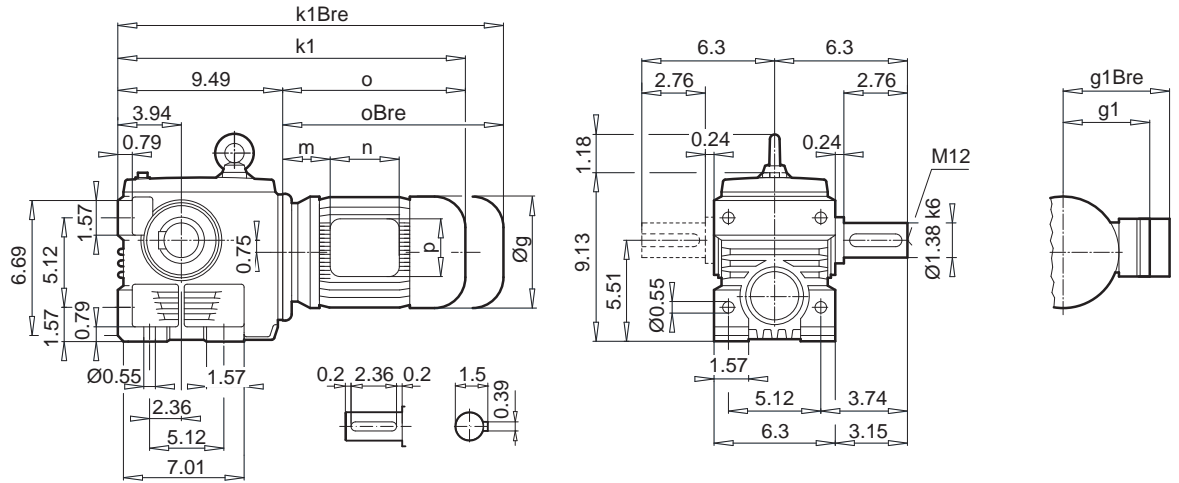


Helical-worm gear units

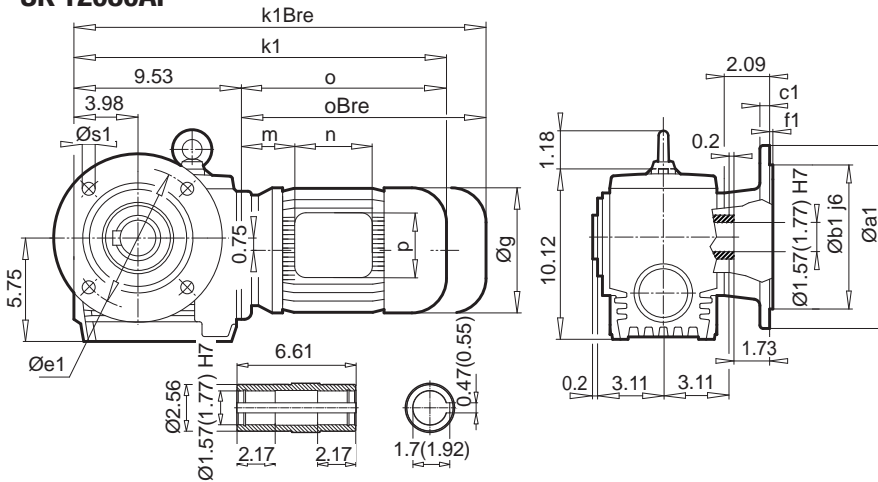
SK 12080



SK 12080

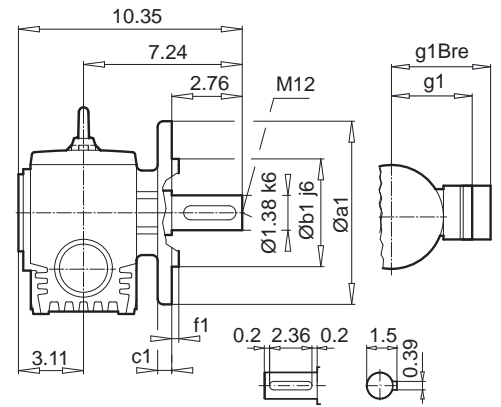


SK 12080AF



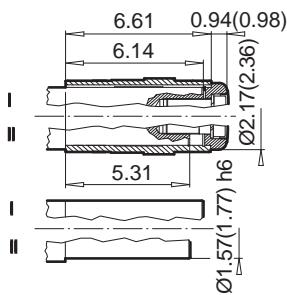
a1	b1	c1	e1	f1	s1
9.84	7.09	0.59	8.46	0.16	4 x 0.55
11.81	9.06	0.79	10.43	0.16	4 x 0.55

SK 12080VF





a1	b1	c1	e1	f1	s1
7.87	5.12	0.47	6.50	0.16	4 x 0.43

SK 12080AFB



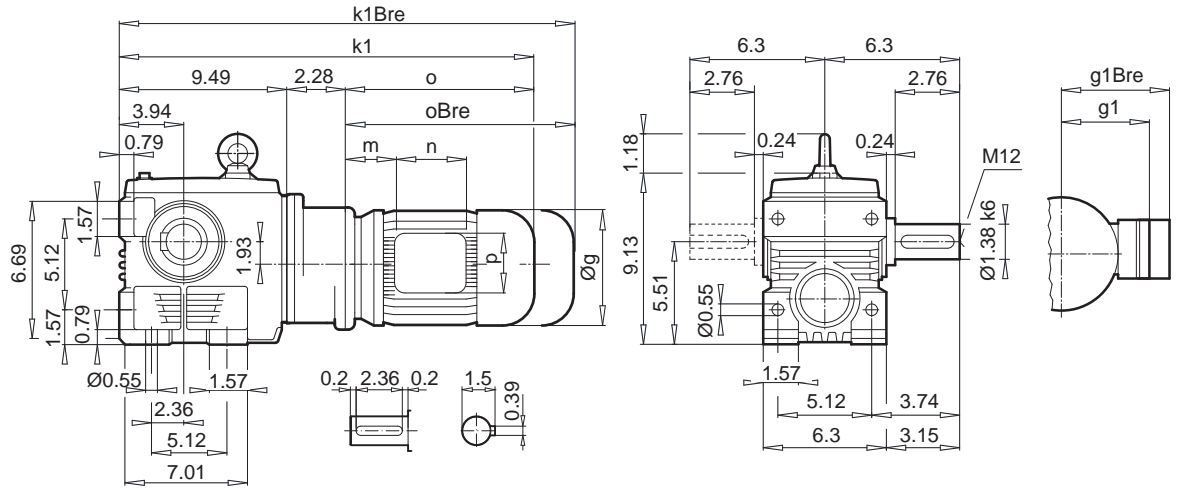
Helical-worm gear units

± ⇒ A58	63 SP/LP	71 SP/LP	80 SP/LP	90 SP/LP	100 LP	112 MP	
g	5.12	5.71	6.50	7.20	7.91	8.98	
g1 / g1Bre	4.53 / 4.84	4.88 / 5.20	5.59 / 5.59	5.79 / 5.79	6.65 / 6.81	7.05 / 7.17	 W ⇒ F66
k / kBre	17.20 / 19.41	18.78 / 21.06	19.76 / 22.28	21.38 / 24.33	22.56 / 26.14	24.45 / 28.11	
k1 / k1Bre	17.24 / 19.45	18.82 / 21.10	19.80 / 22.32	21.42 / 24.37	22.60 / 26.18	24.49 / 28.15	
o / oBre	7.56 / 9.76	9.29 / 11.57	10.28 / 12.80	11.89 / 14.84	13.07 / 16.65	14.96 / 18.62	
m / mBre	0.63 / 0.87	1.65 / 1.69	1.85 / 2.01	2.05 / 2.20	2.28 / 2.44	2.91 / 3.07	
n / nBre	3.94 / 5.28	3.94 / 5.28	4.49 / 6.02	4.49 / 6.02	4.49 / 6.02	4.49 / 6.02	
p / pBre	3.94 / 3.50	3.94 / 3.50	4.49 / 4.25	4.49 / 4.25	4.49 / 4.25	4.49 / 4.25	 NEMA, IEC ⇒ F67

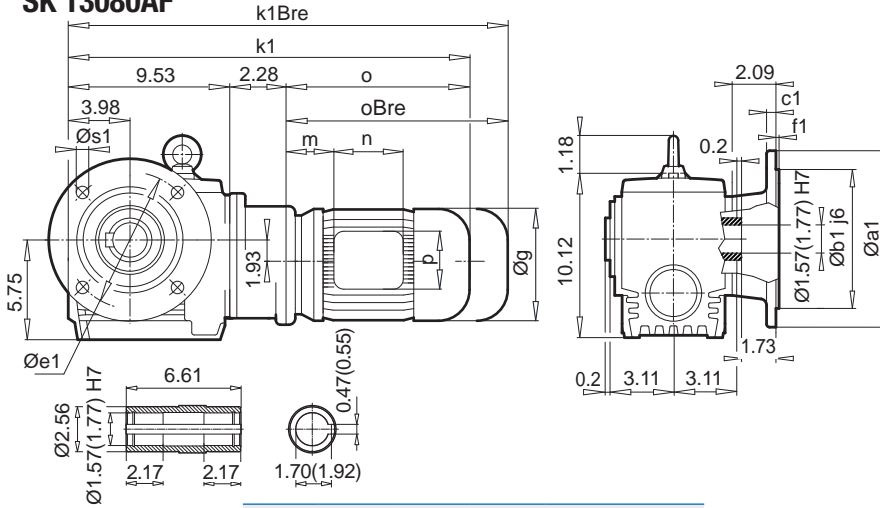
SK 13080



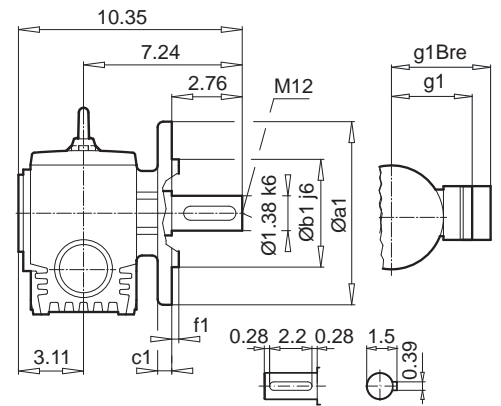
SK 13080



SK 13080AF



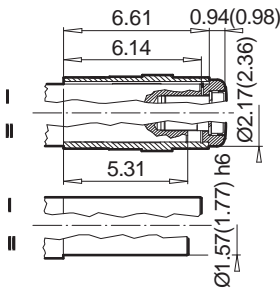
SK 13080VF



a1	b1	c1	e1	f1	s1
9.84	7.09	0.59	8.46	0.16	4 x 0.55
11.81	9.06	0.79	10.43	0.16	4 x 0.55

a1	b1	c1	e1	f1	s1
7.87	5.12	0.47	6.50	0.16	4 x 0.43

SK 13080AFB



± ⇒ A58	63 SP/LP	71 SP/LP
g	5.12	5.71
g1 / g1Bre	4.53 / 4.84	4.88 / 5.20
k / kBre	19.49 / 21.69	21.06 / 23.35
k1 / k1Bre	19.53 / 21.73	21.10 / 23.39
o / oBre	7.56 / 9.76	9.29 / 11.57
m / mBre	0.63 / 0.87	1.65 / 1.69
n / nBre	3.94 / 5.28	3.94 / 5.28
p / pBre	3.94 / 6.50	3.94 / 6.50

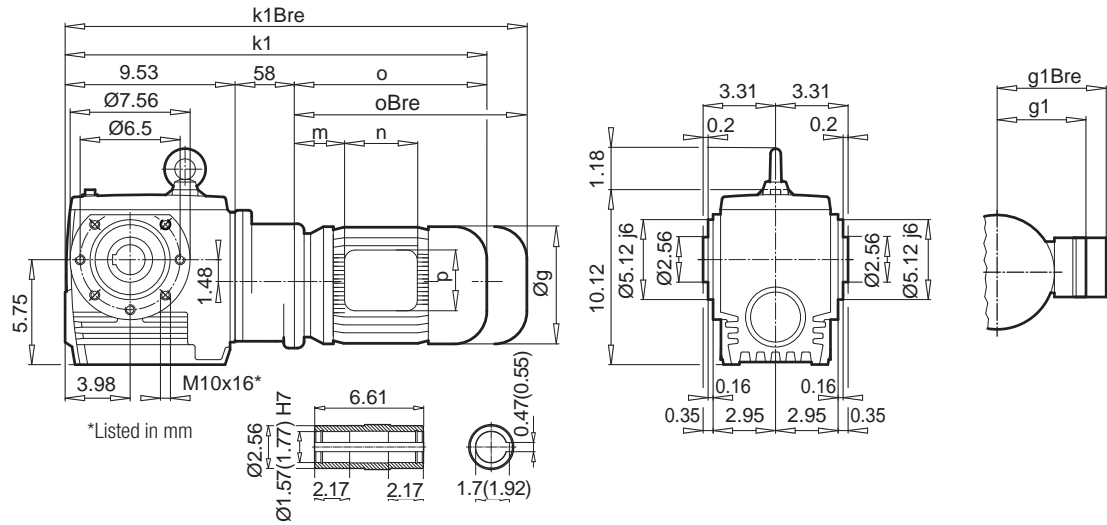


Helical-worm gear units

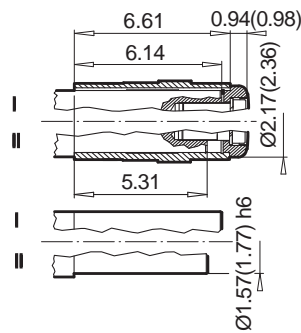


SK 13080

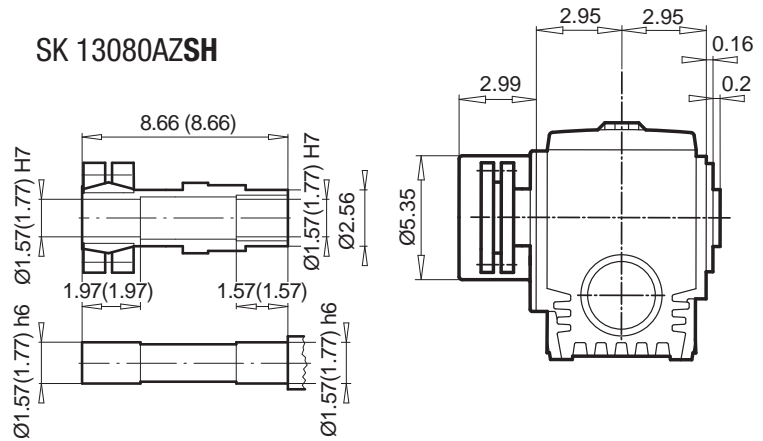
SK 13080AZ



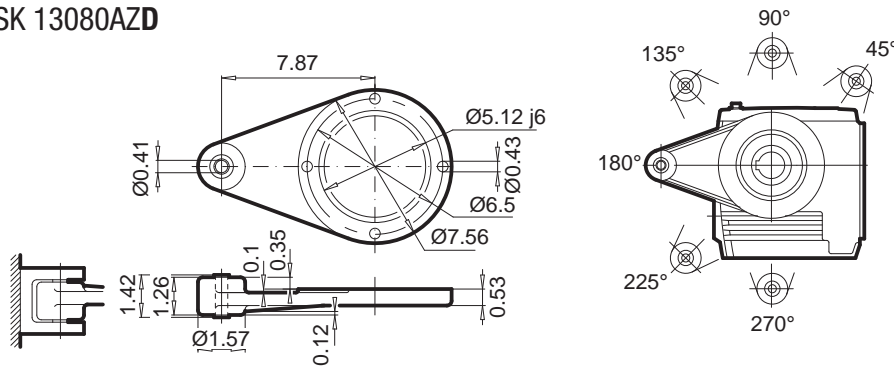
SK 13080AZB



SK 13080AZSH



SK 13080AZD



± ⇨ A58	63 SP/LP	71 SP/LP
g	5.12	5.71
g1 / g1Bre	4.53 / 4.84	4.88 / 5.20
k1 / k1Bre	19.53 / 21.73	21.10 / 23.39
o / oBre	7.56 / 9.76	9.29 / 11.57
m / mBre	0.63 / 0.87	1.65 / 1.69
n / nBre	3.94 / 5.28	3.94 / 5.28
p / pBre	3.94 / 3.50	3.94 / 3.50

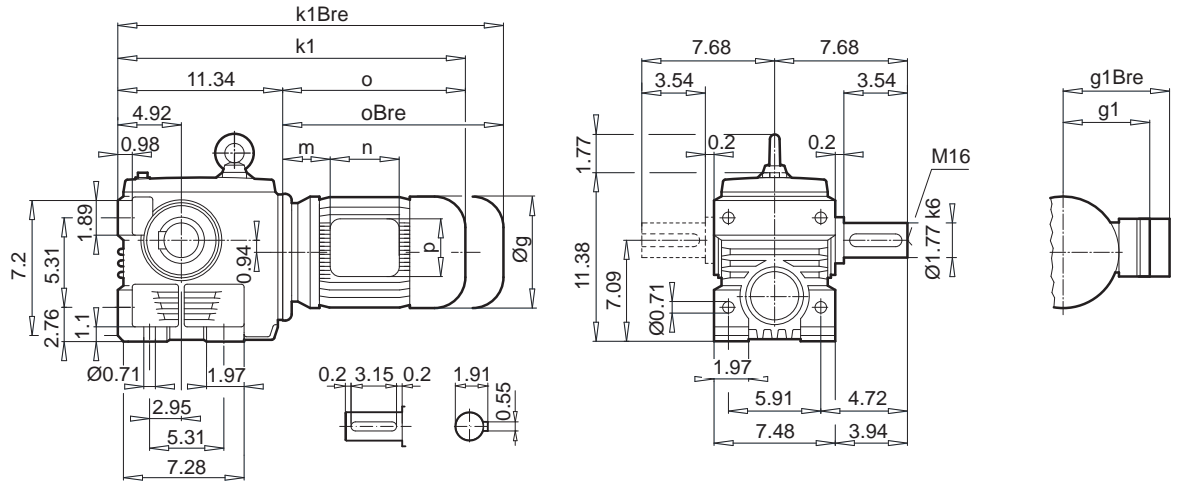


Helical-worm gear units

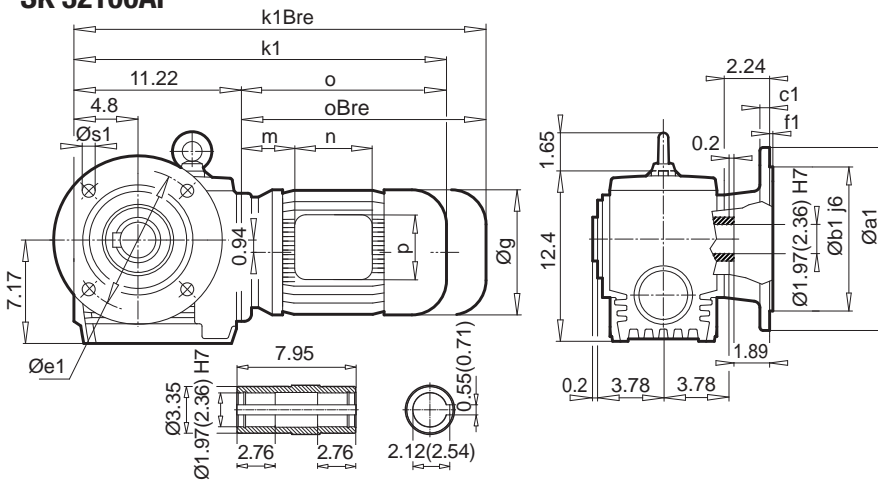
SK 32100



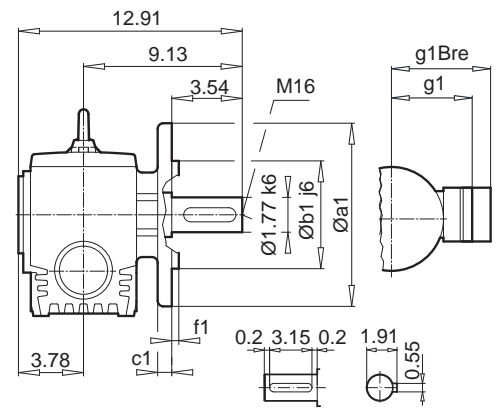
SK 32100



SK 32100AF



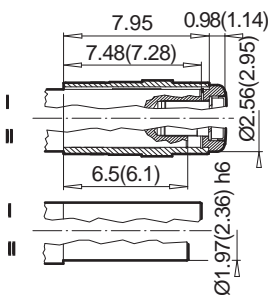
SK 32100VF




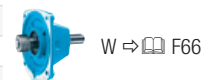
a1	b1	c1	e1	f1	s1
11.81	9.84	0.79	11.81	0.20	4 x 0.71

a1	b1	c1	e1	f1	s1
9.84	7.09	0.63	8.46	0.16	4 x 0.55

SK 32100AFB



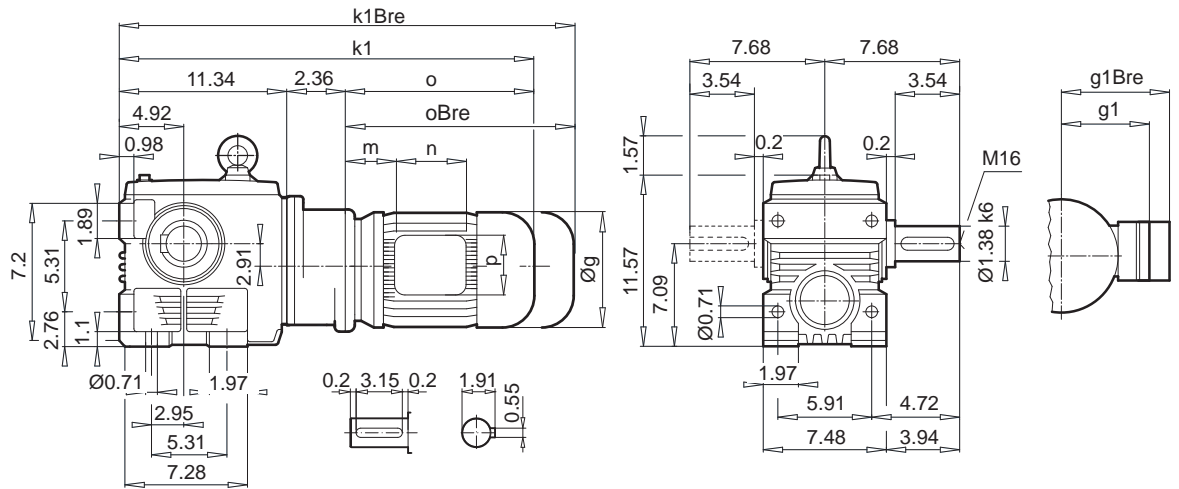
± ⇄ A58	71 SP/LP	80 SP/LP	90 SP/LP	100 LP/AP	112 MP	132 SP/MP
g	5.71	6.50	7.20	7.91	8.98	10.47
g1 / g1Bre	4.88 / 5.20	5.59 / 5.59	5.79 / 5.79	6.65 / 6.81	7.05 / 7.17	8.03 / 7.91
k / kBre	20.39 / 22.68	21.38 / 23.90	22.99 / 25.94	24.17 / 27.76	26.06 / 29.72	28.35 / 32.56
k1 / k1Bre	20.28 / 22.56	21.26 / 23.78	22.87 / 25.83	24.06 / 27.64	25.94 / 29.61	28.46 / 32.68
o / oBre	9.06 / 11.34	10.04 / 12.56	11.65 / 14.61	12.83 / 16.42	14.72 / 18.39	17.13 / 21.34
m / mBre	1.42 / 1.65	1.61 / 1.77	1.81 / 1.97	2.05 / 2.20	2.68 / 2.83	2.80 / 2.01
n / nBre	3.94 / 5.28	4.49 / 6.02	4.49 / 6.02	4.49 / 6.02	4.49 / 6.02	4.80 / 7.28
p / pBre	3.94 / 3.50	4.49 / 4.25	4.49 / 4.25	4.49 / 4.25	4.49 / 4.25	4.80 / 5.47



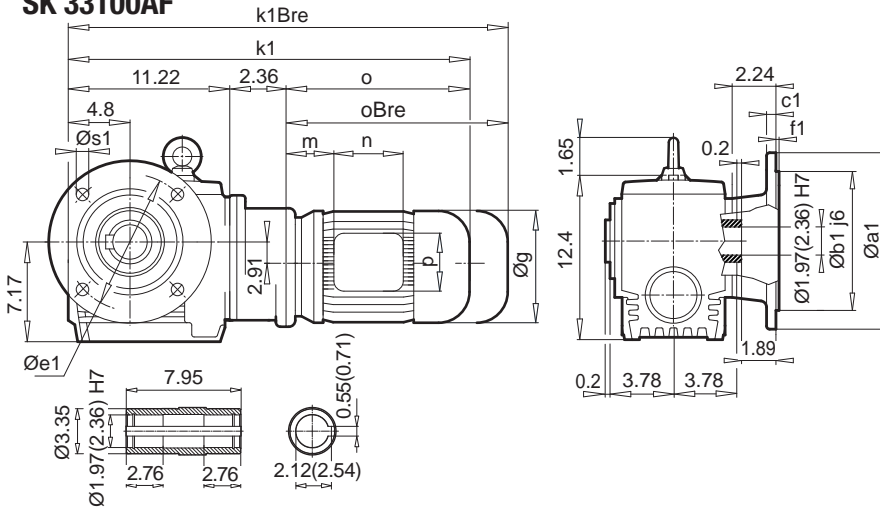
SK 33100



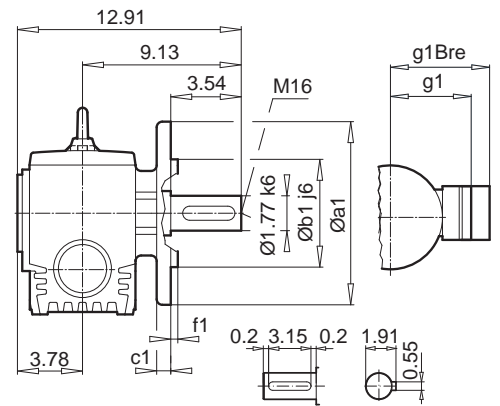
SK 33100



SK 33100AF



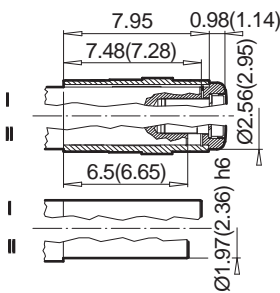
SK 33100VF





a1	b1	c1	e1	f1	s1
13.78	9.84	0.79	11.81	0.20	4 x 0.71

a1	b1	c1	e1	f1	s1
9.84	7.09	0.63	8.46	0.16	4 x 0.55

SK 33100AFB



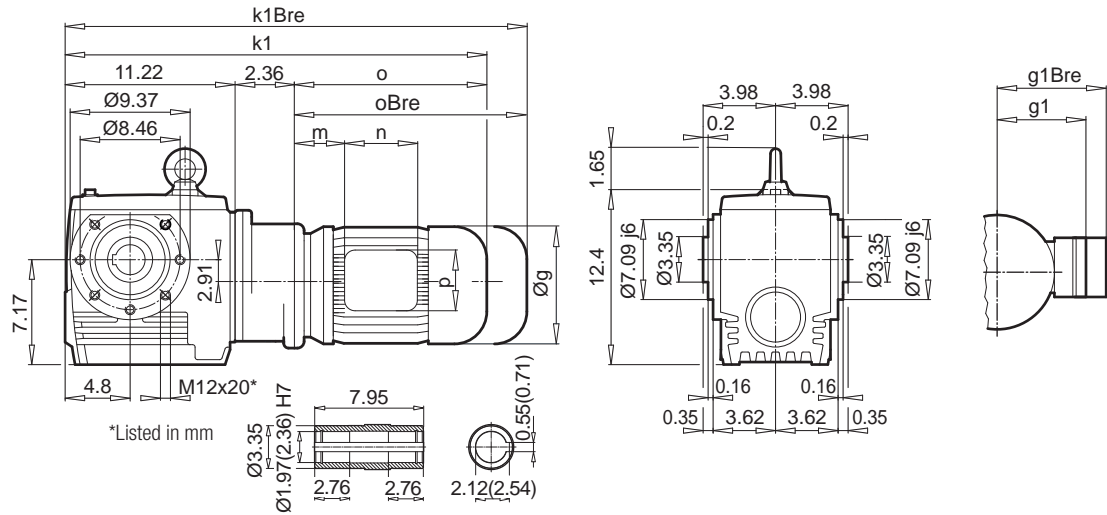
± ⇒ A58	63 SP/LP	71 SP/LP	80 SP/LP	90 SP/LP	
g	5.12	5.71	6.50	7.20	
g1 / g1Bre	4.53 / 4.84	4.88 / 5.20	5.59 / 5.59	5.79 / 5.79	 W ⇒ F66
k / kBre	21.46 / 23.66	23.03 / 25.32	24.02 / 26.54	25.63 / 28.58	
k1 / k1Bre	21.34 / 23.54	22.91 / 25.20	23.90 / 26.42	25.51 / 28.46	
o / oBre	7.56 / 9.76	9.29 / 11.57	10.28 / 12.80	11.89 / 14.84	
m / mBre	0.63 / 0.87	1.65 / 1.69	1.85 / 2.01	2.05 / 2.20	
n / nBre	3.94 / 5.28	3.94 / 5.28	4.49 / 6.02	4.49 / 6.02	
p / pBre	3.94 / 3.50	3.94 / 3.50	4.49 / 4.25	4.49 / 4.25	 NEMA, IEC ⇒ F68

Helical-worm gear units

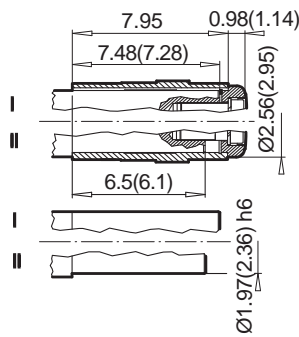


SK 33100

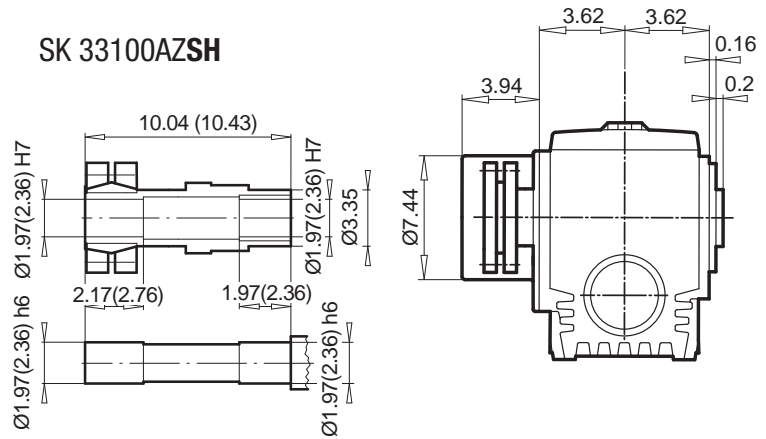
SK 33100AZ



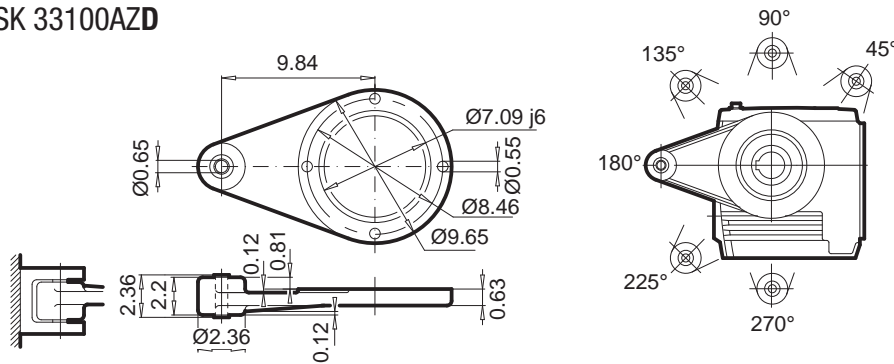
SK 33100AZB



SK 33100AZSH



SK 33100AZD



± ⇨ A58	63 SP/LP	71 SP/LP	80 SP/LP	90 SP/LP
g	5.12	5.71	6.50	7.20
g1 / g1Bre	4.53 / 4.84	4.88 / 5.20	5.59 / 5.59	5.79 / 5.79
k1 / k1Bre	21.34 / 23.54	22.91 / 25.20	23.90 / 26.42	25.51 / 28.46
o / oBre	7.56 / 9.76	9.29 / 11.57	10.28 / 12.80	11.89 / 14.84
m / mBre	0.63 / 0.87	1.65 / 1.69	1.85 / 2.01	2.05 / 2.20
n / nBre	3.94 / 5.28	3.94 / 5.28	4.49 / 6.02	4.49 / 6.02
p / pBre	3.94 / 3.50	3.94 / 3.50	4.49 / 4.25	4.49 / 4.25

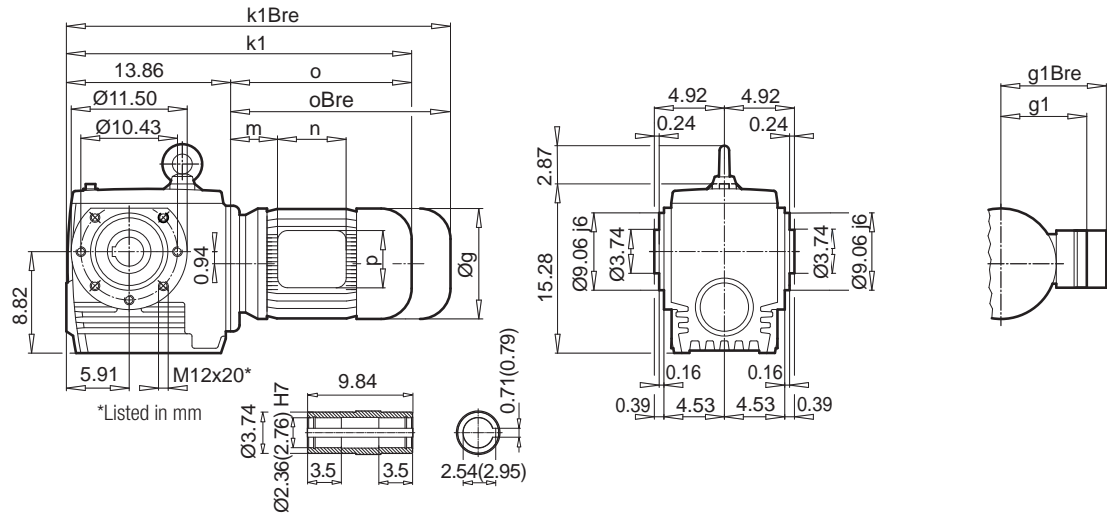


Helical-worm gear units

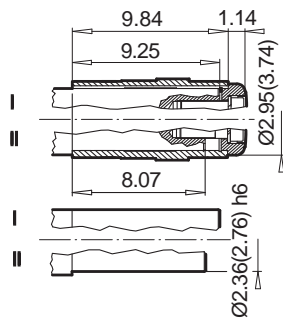


SK 42125

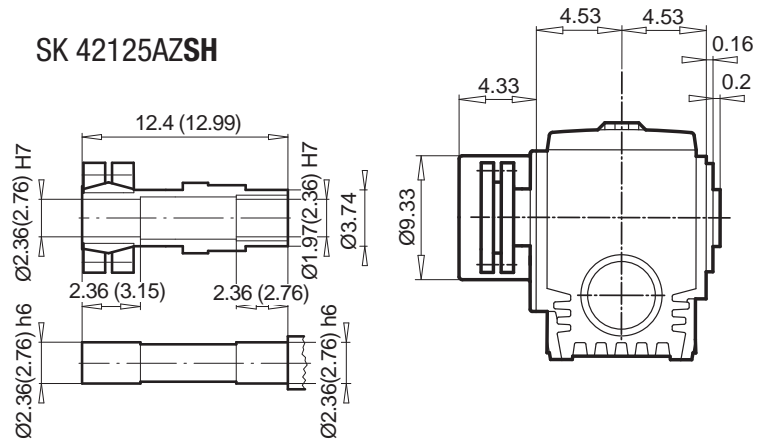
SK 42125AZ



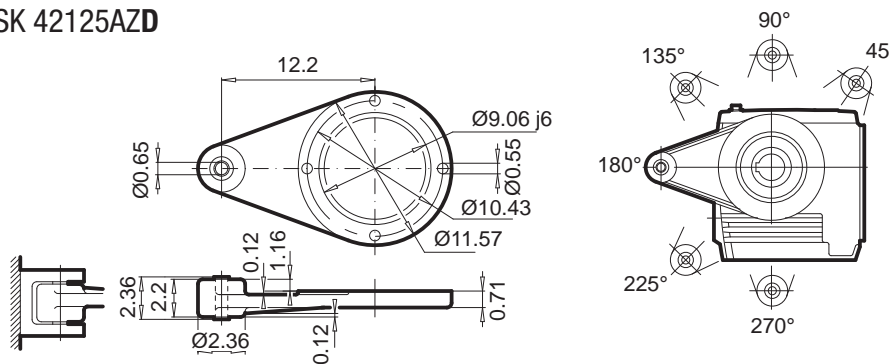
SK 42125AZB



SK 42125AZSH



SK 42125AZD



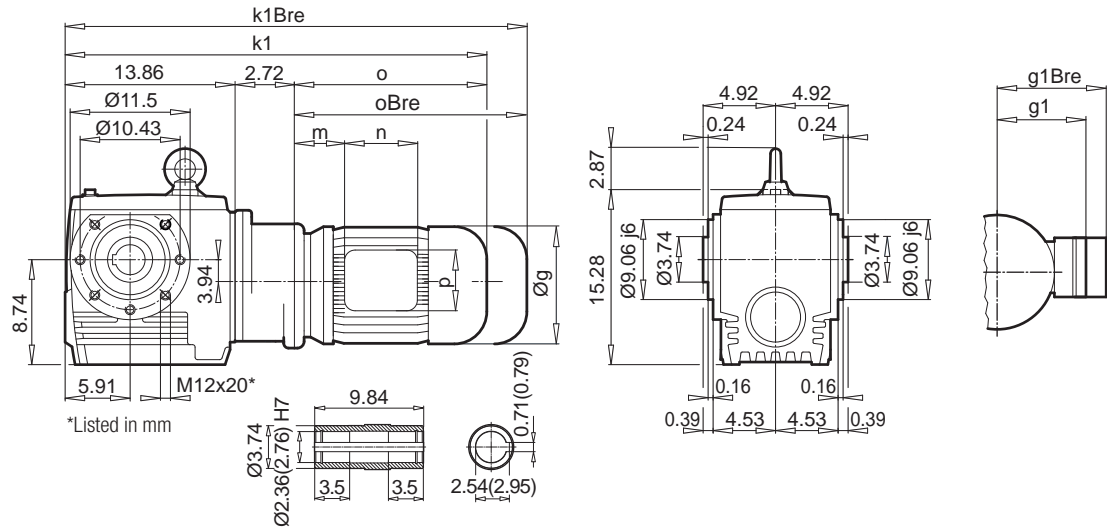
± ⇨ A58	90 SP/LP	100 LP/AP	112 MP	132 SP/MP	160 SP/MP	160 LP	
g	7.20	7.91	8.98	10.47	12.60	12.60	
g1 / g1Bre	5.79 / 5.79	6.65 / 6.81	7.05 / 7.17	8.03 / 7.91	9.53 / 9.53	9.53 / 9.53	W ⇨ F66
k / kBre	24.72 / 27.68	25.91 / 29.49	27.80 / 31.46	30.20 / 34.41	33.23 / 38.54	34.96 / 40.28	
o / oBre	10.87 / 13.82	12.05 / 15.63	13.94 / 17.60	16.34 / 20.55	19.37 / 24.69	21.10 / 26.42	
m / mBre	1.02 / 1.18	1.26 / 1.42	1.89 / 2.05	2.01 / 1.73	2.05 / 2.05	2.05 / 2.05	
n / nBre	4.49 / 6.02	4.49 / 6.02	4.49 / 6.02	4.80 / 7.28	7.32 / 7.32	7.32 / 7.32	
p / pBre	4.49 / 4.25	4.49 / 4.25	4.49 / 4.25	4.80 / 5.47	7.32 / 7.32	7.32 / 7.32	NEMA, IEC ⇨ F67

Helical-worm gear units

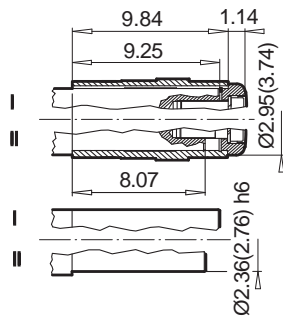


SK 43125

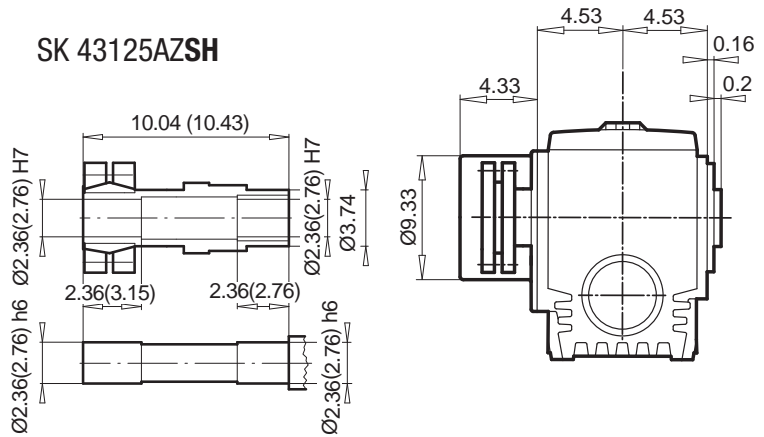
SK 43125AZ



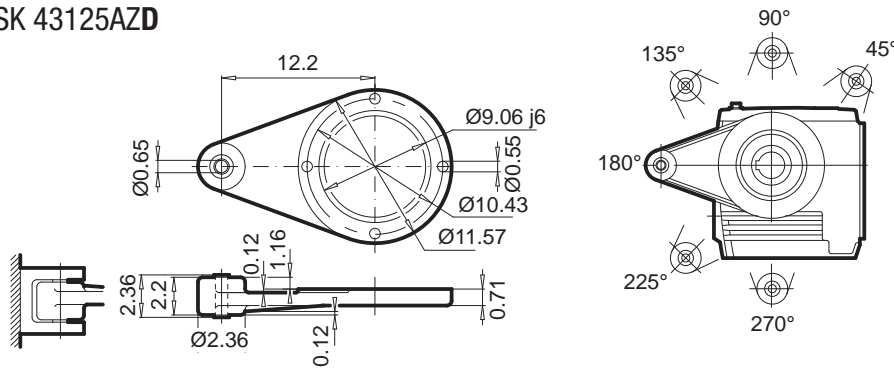
SK 43125AZB



SK 43125AZSH



SK 43125AZD



± ⇄ A58	71 SP/LP	80 SP/LP	90 SP/LP	100 LP/AP	112 MP
g	5.71	6.50	7.20	7.91	8.98
g1 / g1Bre	4.88 / 5.20	5.59 / 5.59	5.79 / 5.79	6.65 / 6.81	7.05 / 7.17
k / kBre	25.67 / 27.95	26.65 / 29.17	28.27 / 31.22	29.45 / 33.03	31.34 / 35.00
o / oBre	9.06 / 11.34	10.04 / 12.56	11.65 / 14.61	12.83 / 16.42	14.72 / 18.39
m / mBre	1.42 / 1.65	1.61 / 1.77	1.81 / 1.97	2.05 / 2.20	2.68 / 2.83
n / nBre	3.94 / 5.28	4.49 / 6.02	4.49 / 6.02	4.49 / 6.02	4.49 / 6.02
p / pBre	3.94 / 3.50	4.49 / 4.25	4.49 / 4.25	4.49 / 4.25	4.49 / 4.25



W ⇄ F66



NEMA, IEC ⇄ F68

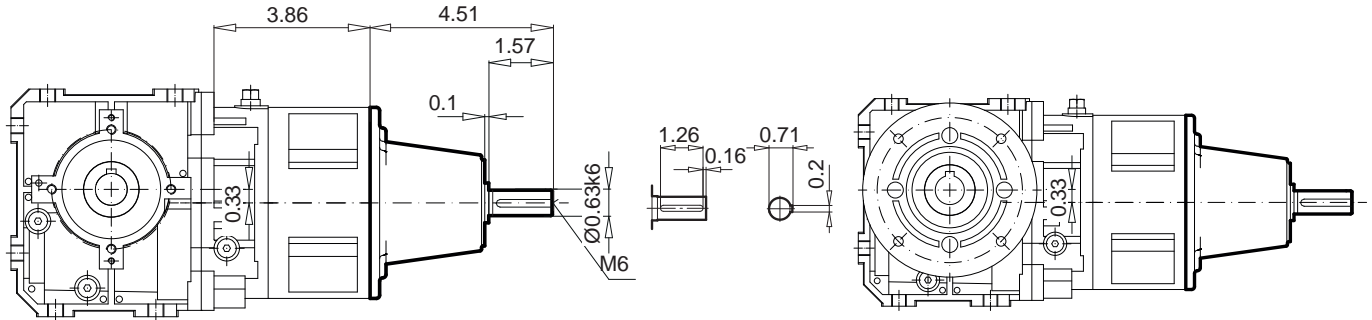
Helical-worm gear units

W



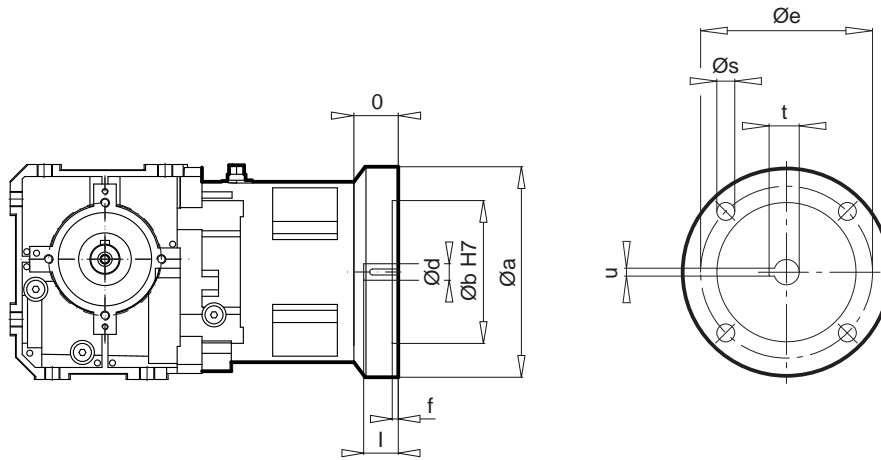
SK 02040.1 - W

SK 02040.1 - W



Unit Type	
SK 02040.1	F42 - 43

Helical-worm gear units


**IEC
NEMA**
SK 02040.1 - IEC 63 ... 90


IEC	Øa	Øb	Øe	f	Øs	o	Ød	l	t	u
63 - C90	3.54	2.36	2.95	0.16	0.22	1.28				
63 - C120	4.72	3.15	3.94	0.16	0.26	1.28	0.43	0.91	0.50	0.16
63 - A140	5.51	3.74	4.53	0.16	0.35	1.28				
71 - C105	4.13	2.76	3.35	0.16	0.28	1.28				
71 - C140	5.51	3.74	4.53	0.16	0.35	1.28	0.55	1.18	0.64	0.20
71 - A160	6.30	4.33	5.12	0.16	0.35	1.28				
80 - C120	4.72	3.15	3.94	0.16	0.26	1.28				
80 - C160	6.30	4.33	5.12	0.16	0.35	1.28	0.75	1.57	0.86	0.24
80 - A200	7.87	5.12	6.50	0.16	M10	1.28				
90 - C140	5.51	3.74	4.53	0.16	0.35	1.79				
90 - C160	6.30	4.33	5.12	0.16	0.35	1.79	0.94	1.97	1.07	0.31
90 - A200	7.87	5.12	6.50	0.16	M10	1.79				

SK 02040.1 - NEMA

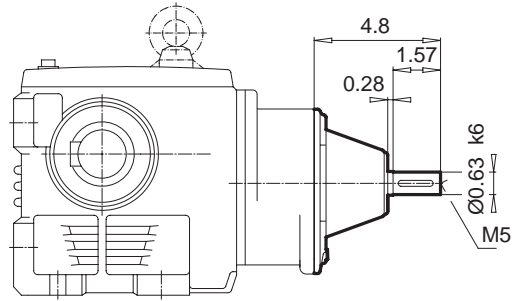
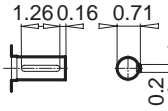
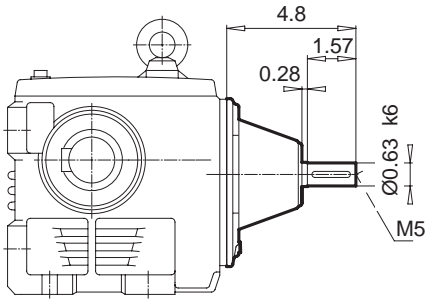
NEMA	Øa	Øb	Øe	f	Øs	o	Ød	l	t	u
N56C	6.54	4.50	5.87	0.18	M6	1.46	0.63	2.06	0.71	0.20
N140TC	6.54	4.50	5.87	0.18	M6	1.93	0.87	2.12	0.96	0.20

 Helical-worm
gear units

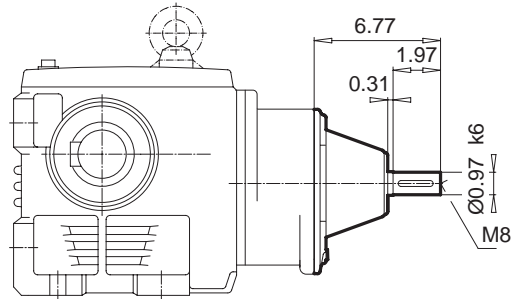
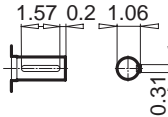
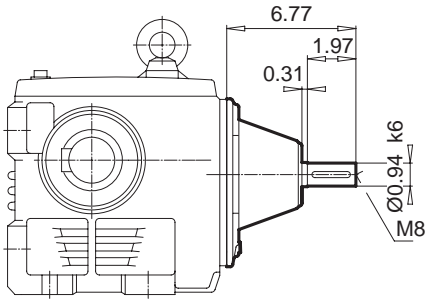
W



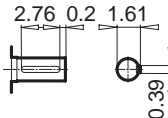
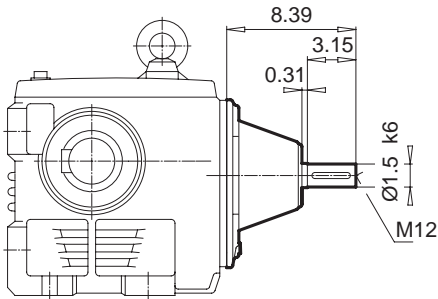
SK ... - W



Unit Type	
SK 02050	F44 – 45
SK 13050	F46 – 47
SK 12063	F48 – 49
SK 13063	F50 – 51
SK 12080	F52 – 53
SK 13080	F54 – 55
SK 33100	F58 – 59



Unit Type	
SK 32100	F56 – 57
SK 43125	F62 – 63



Unit Type	
SK 42125	F60 – 61

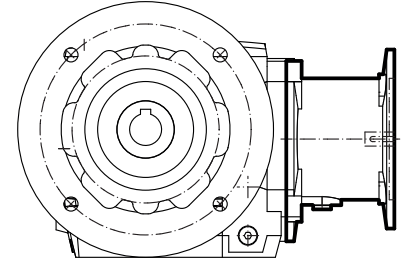
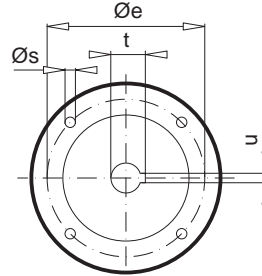
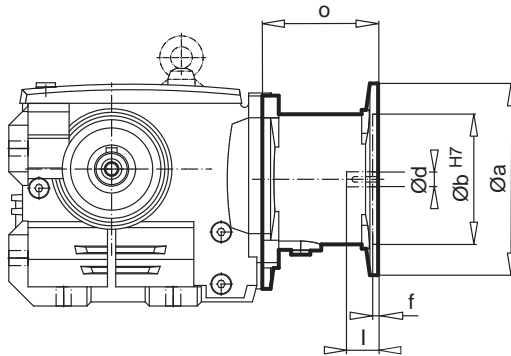
Helical-worm gear units


**IEC
NEMA**

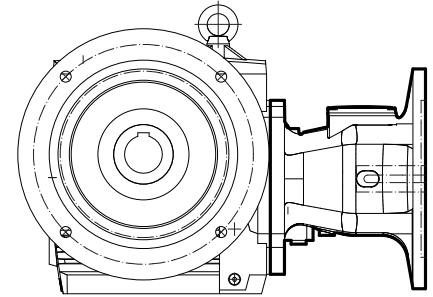
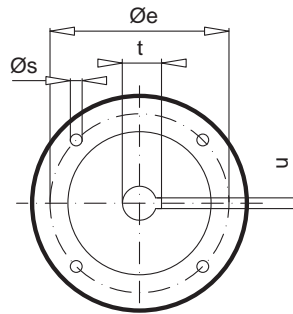
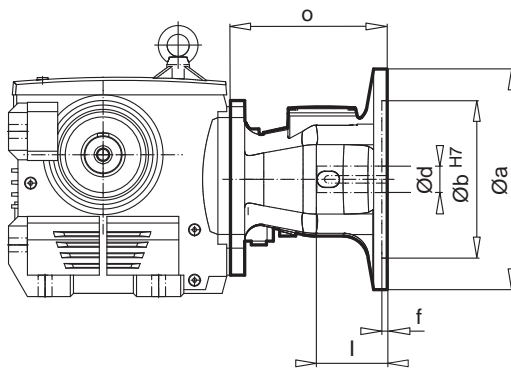
SK 02050 - IEC 63 ... 90
SK 12063 - IEC 63 ... 100

SK 12080 - IEC 63 ... 112
SK 32100 - IEC 71 ... 132

SK 42125 - IEC 90 ... 132



SK 42125 - AI 160



IEC	Øa	Øb	Ød	Øe	f	l	o	s	t	u
IEC 63	5.51	3.74	0.43	4.53	0.16	0.91	3.33	M8	0.50	0.16
IEC 71	6.30	4.33	0.55	5.12	0.18	1.18	3.48	M8	0.64	0.20
IEC 80	7.87	5.12	0.75	6.50	0.18	1.57	4.17	M10	0.86	0.24
IEC 90	7.87	5.12	0.94	6.50	0.18	1.97	4.17	M10	1.07	0.31
IEC 100	9.84	7.09	1.10	8.46	0.20	2.36	4.92	M12	1.23	0.31
IEC 112	9.84	7.09	1.10	8.46	0.20	2.36	4.92	M12	1.23	0.31
IEC 132	11.81	9.06	1.50	10.43	0.20	3.15	6.14	M12	1.63	0.39
AI 160	13.78	9.84	1.65	11.81	0.28	4.33	9.72	M16	1.78	0.47

SK 02050 - NEMA N56C, N140TC
SK 12063 - NEMA N56C ... N180TC
SK 42125 - NEMA N56C ... AN250TC

SK 12080 - NEMA N56C ... N180TC
SK 32100 - NEMA N56C ... 180TC

NEMA	Øa	Øb	Ød	Øe	f	l	o	s	t	u
N56C	6.54	4.50	0.63	5.87	0.18	2.06	4.45	0.43	0.71	0.19
N140TC	6.54	4.50	0.87	5.87	0.18	2.12	4.45	0.43	0.96	0.19
N180TC	9.17	8.50	1.13	7.25	0.23	2.62	5.65	0.59	1.24	0.25
N210TC	9.17	8.50	1.37	7.25	0.23	3.12	6.65	0.59	1.52	0.31
AN250TC	9.17	8.50	1.63	7.25	0.23	3.75	7.91	0.59	1.80	0.37

Helical-worm
gear units

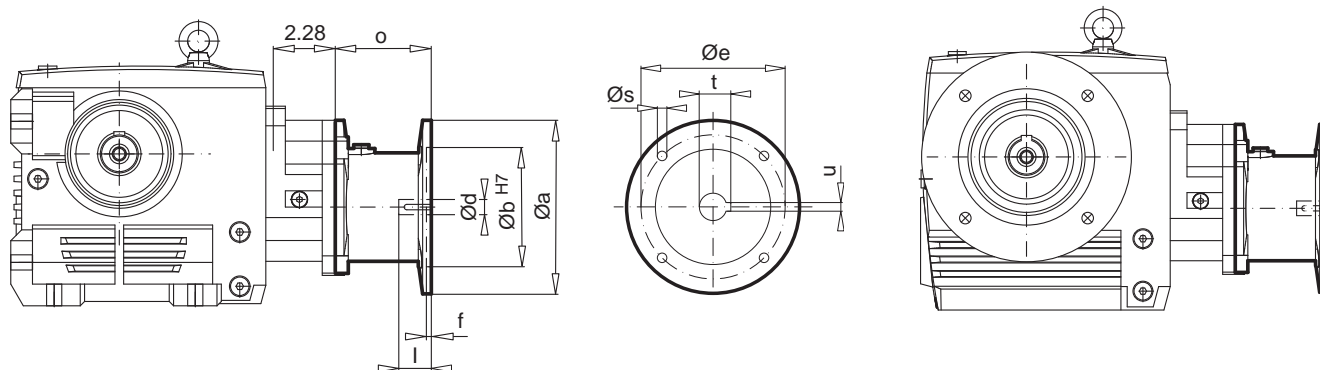
IEC, AI NEMA, AN



SK 13050 - IEC 63, 71
SK 13063 - IEC 63, 71

SK 13080 - IEC 63, 71
SK 33100 - IEC 63 ... 90

SK 43125 - IEC 71 ... 112



IEC	Øa	Øb	Ød	Øe	f	l	o	s	t	u
IEC 63	5.51	3.74	0.43	4.53	0.16	0.91	3.33	M8	0.50	0.16
IEC 71	6.30	4.33	0.55	5.12	0.18	1.18	3.48	M8	0.64	0.20
IEC 80	7.87	5.12	0.75	6.50	0.18	1.57	4.17	M10	0.86	0.24
IEC 90	7.87	5.12	0.94	6.50	0.18	1.97	4.17	M10	1.07	0.31
IEC 100	9.84	7.09	1.10	8.46	0.20	2.36	4.92	M12	1.23	0.31
IEC 112	9.84	7.09	1.10	8.46	0.20	2.36	4.92	M12	1.23	0.31

SK 13050 - NEMA N56C

SK 13080 - NEMA N56C

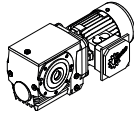
SK 13063 - NEMA N56C

SK 33100 - NEMA N56C, N140TC

SK 43125 - NEMA N56C ... N180TC

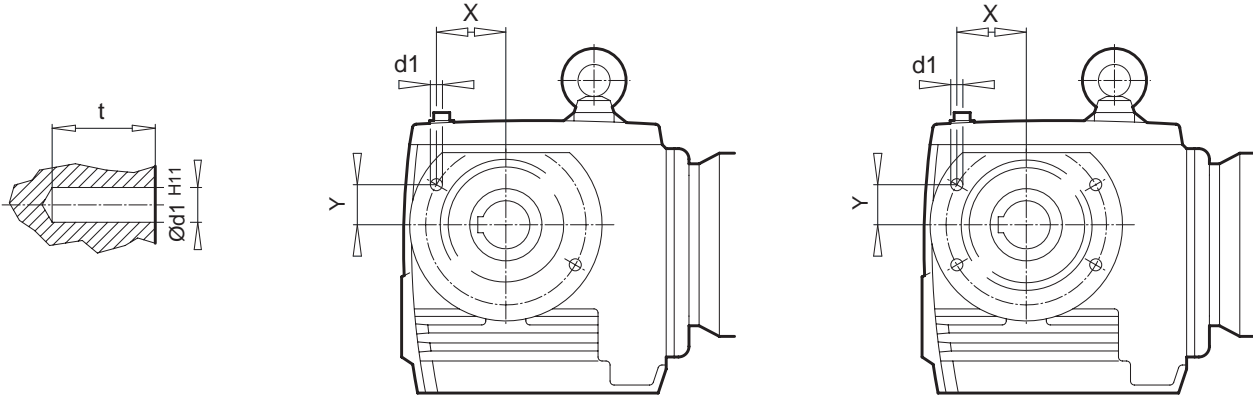
NEMA	Øa	Øb	Ød	Øe	f	l	o	s	t	u
N56C	6.54	4.50	0.63	5.87	0.18	2.06	4.45	0.43	0.71	0.19
N140TC	6.54	4.50	0.87	5.87	0.18	2.12	4.45	0.43	0.96	0.19
N180TC	9.17	8.50	1.13	7.25	0.23	2.62	5.65	0.59	1.24	0.25

AZ



SK 02050AZ - SK 33100AZ

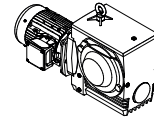
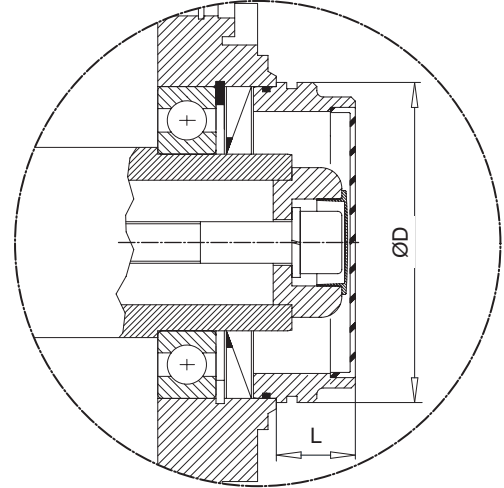
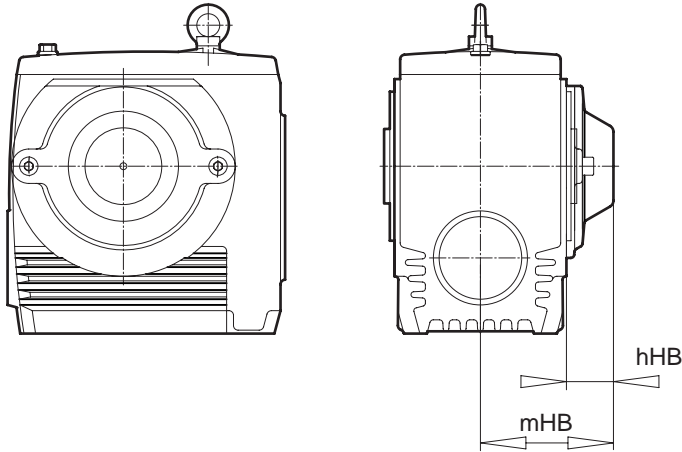
**SK 42125AZ
SK 43125AZ**



Helical-worm gear units

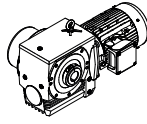
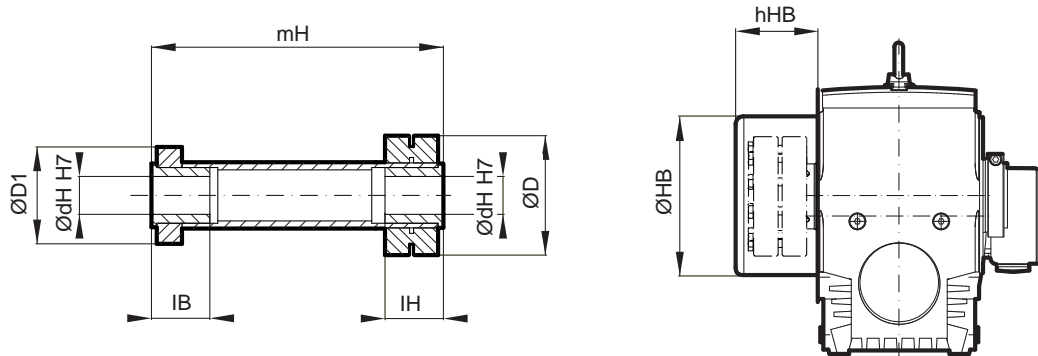
Unit Type	$\text{Ø}d1\ H11^*$	X	Y
SK 02050 AZ	2 x $\text{Ø}8$ x 12	2.21	0.49
SK 13050 AZ	2 x $\text{Ø}8$ x 12	2.21	0.49
SK 12063 AZ	2 x $\text{Ø}8$ x 12	2.21	0.49
SK 13063 AZ	2 x $\text{Ø}8$ x 12	2.21	0.49
SK 12080 AZ	2 x $\text{Ø}8$ x 15	3.17	0.70
SK 13080 AZ	2 x $\text{Ø}8$ x 15	3.17	0.70
SK 32100 AZ	2 x $\text{Ø}8$ x 20	4.13	0.92
SK 33100 AZ	2 x $\text{Ø}8$ x 20	4.13	0.92
SK 42125 AZ	4 x $\text{Ø}8$ x 20	4.40	2.80
SK 43125 AZ	4 x $\text{Ø}8$ x 20	4.40	2.80

* Listed in mm


AZH
SK ... AZH
SK ... AZH 66


Unit Type	hHB	mHB
SK 02050 AZH	1.46	3.82
SK 13050 AZH		
SK 12063 AZH	1.46	4.09
SK 13063 AZH		
SK 12080 AZH	1.61	4.57
SK 13080 AZH		
SK 32100 AZH	1.93	5.55
SK 33100 AZH		
SK 42125 AZH	2.09	6.61
SK 43125 AZH		


Unit Type	D	L
SK 02050 AZH66	3.15	0.98
SK 13050 AZH66		
SK 12063 AZH66	3.35	1.10
SK 13063 AZH66		
SK 12080 AZH66	4.09	1.38
SK 13080 AZH66		
SK 32100 AZH66	5.31	1.57
SK 33100 AZH66		
SK 42125 AZH66	5.91	1.57
SK 43125 AZH66		

GRIPMAXX



Unit Type	$\varnothing dH H7$	$\varnothing D$	$\varnothing D1$	IB	IH	mH	$\varnothing HB$	hHB
SK 02050 AZ(F)MH	0.79 (0.98, 1.18)	3.15	2.24	1.93	1.93	7.87	3.90	2.64
SK 13050 AZ(F)MH	0.79 (0.98, 1.18)	3.15	2.24	1.93	1.93	7.87	3.90	2.64
SK 12063 AZ(F)MH	1.18 (1.38)	3.54	2.87	1.73	1.73	8.94	3.90	2.64
SK 13063 AZ(F)MH	1.18 (1.38)	3.54	2.87	1.73	1.73	8.94	3.90	2.64
SK 12080 AZ(F)MH	1.38 (1.57, 1.77)	4.92	3.23	1.93	1.93	9.92	5.31	2.99
SK 13080 AZ(F)MH	1.38 (1.57, 1.77)	4.92	3.23	1.93	1.93	9.92	5.31	2.99
SK 32100 AZ(F)MH	1.77 (1.97, 2.17, 2.36)	6.14	3.78	2.72	2.72	11.81	7.17	3.74
SK 33100 AZ(F)MH	1.77 (1.97, 2.17, 2.36)	6.14	3.78	2.72	2.72	11.81	7.17	3.74
SK 42125 AZ(F)MH	1.77 (1.97, 2.17, 2.36, 2.56)	6.14	3.78	2.72	2.72	13.86	9.33	4.33
SK 43125 AZ(F)MH	1.77 (1.97, 2.17, 2.36, 2.56)	6.14	3.78	2.72	2.72	13.86	9.33	4.33



UNIVERSAL SI and SMI Worm Gear Units



VERSIONS AVAILABLE G - 3





GEAR UNIT MOTOR DATA

Power and speed tables G - 4
 Power and speed tables G - 4
 W and NEMA adapters G - 18



DIMENSIONED DRAWINGS*

UNIVERSAL SI worm gear motors G - 22
 UNIVERSAL SMI worm gear motors G - 38
 Helical gear input stage H10 G - 48
 Double worm gear adapter G - 52
 IEC motor adapter G - 56
 NEMA motor adapter G - 57
 Free drive shaft type W G - 58
 IEC three phase motor / brakemotor G - 59
 NEMA three phase motor / brakemotor G - 60



* All specifications in inches unless otherwise indicated.




Available Designs

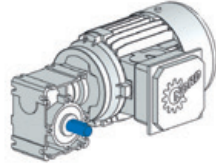
Examples - Available Versions

Worm Gear Units - Type SI

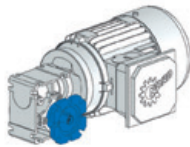
SK 1SI 63
IEC90 - 90 SP/4
Hollow shaft,
basic version



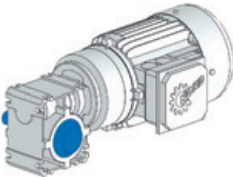
SK 1SI 40 VA/I
IEC90 - 90 SP/4
Plug-in shaft at A



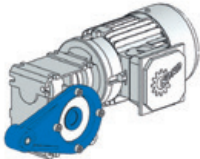
SK 1SI 31 VA/I FA/II
IEC71 - 71 SP/4
Plug-in shaft at A,
flange at A



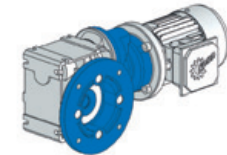
SK 1SI 50 VB/I HA
IEC90 - 90 SP/4
Plug-in shaft at B,
cover at A



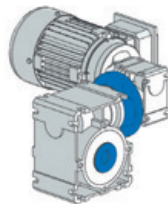
SK 1SI 50 DA 180°
IEC71 - 71 SP/4
Hollow shaft,
torque support at A



SK 1SI 63/H10 FA/I
IEC71 - 71 LP/4
Hollow shaft,
flange at A,
helical worm gear motors T1

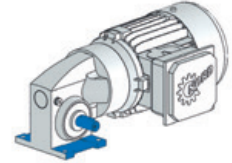


SK 1SI 63/31
IEC71 - 71 SP/4
Hollow shaft,
double worm gear motor U1,
terminal box location KK1

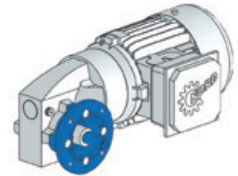


Worm Gear Units - Type SMI

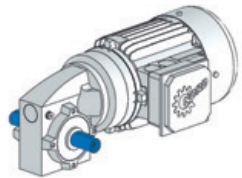
SK 1SMI 40 VX
IEC80 - 80 SP/4
Solid shaft at A,
foot-mounted housing



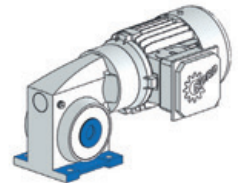
SK 1SMI 40 V FA/I
IEC80 - 80 SP/4
Solid shaft at A,
flange at A



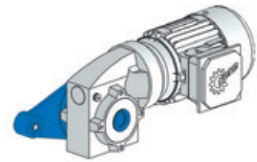
SK 1SMI 50 LZ
IEC90 - 90 SP/4
Solid shaft at A and B



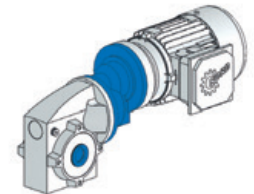
SK 1SMI 63 AX
IEC80 - 80 SP/4
Hollow shaft,
foot-mounted housing



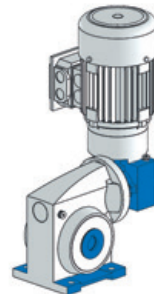
SK 1SMI 50 DB 180°
IEC71 - 71 SP/4
Hollow shaft,
torque support at B




SK 1SMI 50/H10
IEC71 - 71 LP/4
Hollow shaft,
helical worm gear motors T3



SK 1SMI 63/31
IEC71 - 71 LP/4
Hollow shaft,
foot-mounted housing,
double worm gear motors U6,
terminal box location KK4



0.16 hp
0.25 hp



1SI, 1SMI - Worm Gear Motors



P_1 [hp]	n_2 [rpm]	M_2 [lb-in]	f_B (AGMA Class)	i_{ges}	F_R [lb]	F_A	F_{RVL} [lb]	F_{AVL}	Unit Type		
0.16	170	47	4.9 (III)	10.00	255	523			SK 1SI31 - N56C - 63 SP/4 SK 1SMI31 - N56C - 63 SP/4	13	G22 G38
	136	57	3.7 (III)	12.50	254	523					
	113	64	4.0 (III)	15.00	254	523					
	85	80	3.0 (III)	20.00	253	523					
	68	94	2.4 (III)	25.00	252	523					
	57	98	2.7 (III)	30.00	252	523					
	42	118	2.1 (III)	40.00	250	523					
	34	134	1.7 (II)	50.00	249	523					
	28	148	1.4 (II)	60.00	247	523					
	21	170	1.1 (I)	80.00	245	523					
17	186	1.0 (I)	100.00	243	523						
	85	86	4.6 (III)	20.00	489	1102			SK 1SI40 - N56C - 63 SP/4 SK 1SMI40 - N56C - 63 SP/4	15	G25 G40
	68	102	3.6 (III)	25.00	488	1102					
	57	109	4.1 (III)	30.00	488	1102					
	42	133	3.1 (III)	40.00	487	1102					
	34	153	2.5 (III)	50.00	486	1102					
	28	171	2.1 (III)	60.00	485	1102					
	21	199	1.6 (II)	80.00	483	1102					
	17	221	1.4 (II)	100.00	481	1102					
	34	170	4.0 (III)	50.00	1079	1102			SK 1SI50 - N56C - 63 SP/4 SK 1SMI50 - N56C - 63 SP/4	19	G28 G42
	28	192	3.4 (III)	60.00	1079	1102					
	21	228	2.6 (III)	80.00	1079	1102					
	17	257	2.1 (III)	100.00	1079	1102					
	21	253	4.1 (III)	80.00	990	1754			SK 1SI63 - N56C - 63 SP/4 SK 1SMI63 - N56C - 63 SP/4	27	G31 G44
	17	288	3.4 (III)	100.00	989	1754					
0.25	227	57	4.2 (III)	7.50	254	523			SK 1SI31 - N56C - 63 LP/4 SK 1SMI31 - N56C - 63 LP/4	15	G22 G38
	171	73	3.1 (III)	10.00	254	523					
	136	89	2.4 (III)	12.50	253	523					
	114	99	2.6 (III)	15.00	252	523					
	85	124	1.9 (II)	20.00	250	523					
	68	146	1.5 (II)	25.00	248	523					
	57	153	1.7 (II)	30.00	247	523					
	43	184	1.4 (II)	40.00	243	523					
	34	209	1.1 (I)	50.00	239	523					
	28	230	0.9 (I)	60.00	235	523					
	171	77	4.8 (III)	10.00	489	1102			SK 1SI40 - N56C - 63 LP/4 SK 1SMI40 - N56C - 63 LP/4	17	G25 G40
	136	93	3.9 (III)	12.50	489	1102					
	114	105	4.1 (III)	15.00	488	1102					
	85	133	3.0 (III)	20.00	487	1102					
	68	159	2.3 (III)	25.00	486	1102					
	57	169	2.6 (III)	30.00	485	1102					
	43	206	2.0 (III)	40.00	482	1102					
	34	238	1.6 (II)	50.00	480	1102					
	28	266	1.3 (II)	60.00	477	1102					
	21	310	1.1 (I)	80.00	472	1102					
	17	344	0.9 (I)	100.00	468	1102					
		68	170	4.0 (III)	25.00	1079	1102				
57		183	4.4 (III)	30.00	1079	1102					
43		227	3.2 (III)	40.00	1079	1102					
34		265	2.6 (III)	50.00	1079	1102					



0.25 hp
0.33 hp

1SI, 1SMI - Worm Gear Motors

P_1 [hp]	n_2 [rpm]	M_2 [lb-in]	f_B (AGMA Class)	i_{ges}	F_R [lb]	F_A [lb]	F_{RVL} [lb]	F_{AVL} [lb]	Unit Type		
0.25	28	298	2.2 (III)	60.00	1079	1102			SK 1SI50 - N56C - 63 LP/4	21	G28 G42
	21	354	1.7 (II)	80.00	1079	1102			SK 1SMI50 - N56C - 63 LP/4		
	17	399	1.4 (II)	100.00	1079	1102					
	34	287	4.2 (III)	50.00	989	1754			SK 1SI63 - N56C - 63 LP/4	28	G31 G44
	28	326	3.5 (III)	60.00	988	1754			SK 1SMI63 - N56C - 63 LP/4		
	21	393	2.7 (III)	80.00	985	1754					
	17	449	2.2 (III)	100.00	983	1754					
	43	184	1.3 (I)	40.00	243	523					
	28	230	0.9 (I)	60.00	235	523					
	21	431	4.1 (III)	80.00	1798	2248			SK 1SI75 - N56C - 63 LP/4	38	G34 G46
	17	498	3.3 (III)	100.00	1798	2248			SK 1SMI75 - N56C - 63 LP/4		
0.33	345	52	3.9 (III)	5.00	228	523			SK 1SI31 - N56C - 71 SP/4	18	G22 G38
	230	74	3.2 (III)	7.50	253	523			SK 1SMI31 - N56C - 71 SP/4		
	173	96	2.4 (III)	10.00	252	523					
	138	116	1.8 (II)	12.50	251	523					
	115	129	2.0 (III)	15.00	249	523					
	86	162	1.5 (II)	20.00	246	523					
	69	191	1.2 (I)	25.00	242	523					
	58	199	1.3 (I)	30.00	241	523					
	43	240	1.0 (I)	40.00	233	523					
	35	273	0.8 (I)	50.00	227	523					
	173	100	3.7 (III)	10.00	488	1102			SK 1SI40 - N56C - 71 SP/4	20	G25 G40
	138	122	3.0 (III)	12.50	488	1102			SK 1SMI40 - N56C - 71 SP/4		
	115	137	3.2 (III)	15.00	487	1102					
	86	174	2.3 (III)	20.00	485	1102					
	69	208	1.8 (II)	25.00	482	1102					
	58	220	2.0 (III)	30.00	481	1102					
	43	270	1.5 (II)	40.00	477	1102					
	35	311	1.2 (I)	50.00	472	1102					
	29	347	1.0 (I)	60.00	468	1102					
	22	405	0.8 (I)	80.00	459	1102					
	86	185	3.9 (III)	20.00	1079	1102			SK 1SI50 - N56C - 71 SP/4	24	G28 G42
	69	222	3.0 (III)	25.00	1079	1102			SK 1SMI50 - N56C - 71 SP/4		
	58	239	3.3 (III)	30.00	1079	1102					
	43	296	2.5 (III)	40.00	1079	1102					
	35	346	2.0 (III)	50.00	1079	1102					
	29	390	1.7 (II)	60.00	1079	1102					
	22	463	1.3 (I)	80.00	1079	1102					
	17	522	1.1 (I)	100.00	1079	1102					
	43	318	4.1 (III)	40.00	988	1754			SK 1SI63 - N56C - 71 SP/4	32	G31 G44
	35	375	3.2 (III)	50.00	986	1754			SK 1SMI63 - N56C - 71 SP/4		
	29	427	2.7 (III)	60.00	984	1754					
	22	514	2.0 (III)	80.00	980	1754					
	17	586	1.7 (II)	100.00	976	1754					
	29	461	4.2 (III)	60.00	1798	2248			SK 1SI75 - N56C - 71 SP/4	41	G34 G46
	22	564	3.2 (III)	80.00	1798	2248			SK 1SMI75 - N56C - 71 SP/4		
	17	651	2.5 (III)	100.00	1798	2248					

UNIVERSAL
Worm gear units

0.50 hp**1SI, 1SMI - Worm Gear Motors**

P_1 [hp]	n_2 [rpm]	M_2 [lb-in]	f_B (AGMA Class)	i_{ges}	F_R [lb]	F_A	F_{RVL} [lb]	F_{AVL}	Unit Type	lb	inch G
0.50	345	79	2.6 (III)	5.00	218	504			SK 1SI31 - N56C - 71 LP/4 SK 1SI31 - N56C - 71 LP/4	20	G22 G38
	230	113	2.1 (III)	7.50	246	523					
	173	145	1.6 (II)	10.00	248	523					
	138	176	1.2 (I)	12.50	244	523					
	115	196	1.3 (I)	15.00	241	523					
	86	245	1.0 (I)	20.00	232	523					
	58	302	0.9 (I)	30.00	220	523					
	345	81	4.2 (III)	5.00	489	1102			SK 1SI40 - N56C - 71 LP/4 SK 1SI40 - N56C - 71 LP/4	23	G25 G40
	230	117	3.3 (III)	7.50	488	1102					
	173	152	2.4 (III)	10.00	486	1102					
	138	185	2.0 (III)	12.50	484	1102					
	115	208	2.1 (III)	15.00	482	1102					
	86	264	1.5 (II)	20.00	477	1102					
	69	315	1.2 (I)	25.00	472	1102					
	58	334	1.3 (I)	30.00	470	1102					
	43	409	1.0 (I)	40.00	459	1102					
	35	472	0.8 (I)	50.00	448	1102					
	173	157	4.2 (III)	10.00	1079	1102			SK 1SI50 - N56C - 71 LP/4 SK 1SMI50 - N56C - 71 LP/4	26	G28 G42
	138	192	3.3 (III)	12.50	1079	1102					
	115	218	3.5 (III)	15.00	1079	1102					
	86	280	2.6 (III)	20.00	1079	1102					
	69	336	2.0 (III)	25.00	1079	1102					
	58	362	2.2 (III)	30.00	1079	1102					
	43	449	1.6 (II)	40.00	1079	1102					
	35	525	1.3 (I)	50.00	1079	1102					
	29	591	1.1 (I)	60.00	1079	1102					
	22	702	0.8 (I)	80.00	1079	1102					
	86	292	4.4 (III)	20.00	989	1754			SK 1SI63 - N56C - 71 LP/4 SK 1SMI63 - N56C - 71 LP/4	34	G31 G44
	69	353	3.4 (III)	25.00	987	1754					
	58	384	3.7 (III)	30.00	986	1754					
	43	482	2.7 (III)	40.00	982	1754					
	35	569	2.1 (III)	50.00	977	1754					
	29	646	1.8 (II)	60.00	973	1754					
	22	779	1.3 (I)	80.00	964	1754					
	17	889	1.1 (I)	100.00	955	1754					
	58	431	4.5 (III)	30.00	1798	2248			SK 1SI75 - N56C - 71 LP/4 SK 1SMI75 - N56C - 71 LP/4	44	G34 G46
	43	512	4.3 (III)	40.00	1798	2248					
	35	610	3.4 (III)	50.00	1798	2248					
	29	699	2.8 (III)	60.00	1798	2248					
	22	854	2.1 (III)	80.00	1798	2248					
	17	986	1.7 (II)	100.00	1798	2248					



0.75 hp

1SI, 1SMI - Worm Gear Motors

P_1 [hp]	n_2 [rpm]	M_2 [lb-in]	f_B (AGMA Class)	i_{ges}	F_R [lb]	F_A	F_{RVL} [lb]	F_{AVL}	Unit Type	lb	inch G			
0.75	347	121	2.8 (III)	5.00	488	1102			SK 1SI40 - N56C - 80 SP/4 SK 1SMI40 - N56C - 80 SP/4	28	G25 G40			
	231	174	2.2 (III)	7.50	485	1102								
	174	226	1.6 (II)	10.00	481	1102								
	139	276	1.3 (I)	12.50	476	1102								
	116	311	1.4 (II)	15.00	472	1102								
	87	394	1.0 (I)	20.00	461	1102								
	58	498	0.9 (0)	30.00	443	1102								
	347	123	4.7 (III)	5.00	1079	1102						SK 1SI50 - N56C - 80 SP/4 SK 1SMI50 - N56C - 80 SP/4	32	G28 G42
	231	179	3.9 (III)	7.50	1079	1102								
	174	234	2.8 (III)	10.00	1079	1102								
139	287	2.2 (III)	12.50	1079	1102									
116	326	2.4 (III)	15.00	1079	1102									
87	417	1.7 (II)	20.00	1079	1102									
69	502	1.3 (I)	25.00	1079	1102									
58	539	1.5 (II)	30.00	1079	1102									
43	670	1.1 (I)	40.00	1079	1102									
35	783	0.9 (0)	50.00	1079	1102									
174	240	4.9 (III)	10.00	990	1754			SK 1SI63 - N56C - 80 SP/4 SK 1SMI63 - N56C - 80 SP/4	40	G31 G44				
139	295	3.9 (III)	12.50	989	1754									
116	338	4.1 (III)	15.00	987	1754									
87	436	2.9 (III)	20.00	984	1754									
69	527	2.3 (III)	25.00	980	1754									
58	573	2.5 (III)	30.00	977	1754									
43	719	1.8 (II)	40.00	968	1754									
35	849	1.4 (II)	50.00	958	1754									
29	965	1.2 (I)	60.00	947	1754									
22	1163	0.9 (0)	80.00	926	1754									
87	451	4.8 (III)	20.00	1798	2248			SK 1SI75 - N56C - 80 SP/4 SK 1SMI75 - N56C - 80 SP/4	49	G34 G46				
69	550	3.7 (III)	25.00	1798	2248									
58	643	3.0 (III)	30.00	1798	2248									
43	764	2.9 (III)	40.00	1798	2248									
35	910	2.3 (III)	50.00	1798	2248									
29	1043	1.9 (II)	60.00	1798	2248									
22	1275	1.4 (II)	80.00	1798	2248									
17	1472	1.1 (I)	100.00	1798	2248									


1.00 hp
1.50 hp



1SI, 1SMI - Worm Gear Motors



P_1 [hp]	n_2 [rpm]	M_2 [lb-in]	f_B (AGMA Class)	i_{ges}	F_R [lb]	F_A	F_{RVL} [lb]	F_{AVL}	Unit Type						
1.00	346	162	2.1 (III)	5.00	486	1102			SK 1SI40 - N56C - 80 LP/4 SK 1SMI40 - N56C - 80 LP/4	29	G25 G40				
	231	233	1.7 (II)	7.50	480	1102									
	173	303	1.2 (I)	10.00	473	1102									
	138	369	1.0 (I)	12.50	465	1102									
	115	415	1.0 (I)	15.00	458	1102									
	1.00	346	165	3.5 (III)	5.00	1076	1102			SK 1SI50 - N56C - 80 LP/4 SK 1SMI50 - N56C - 80 LP/4	33	G28 G42			
		231	239	2.9 (III)	7.50	1079	1102								
		173	313	2.1 (III)	10.00	1079	1102								
		138	383	1.7 (II)	12.50	1079	1102								
		115	435	1.8 (II)	15.00	1079	1102								
		87	558	1.3 (I)	20.00	1079	1102								
		69	671	1.0 (I)	25.00	1079	1102								
58		721	1.1 (I)	30.00	1079	1102									
43		895	0.8 (I)	40.00	1079	1102									
1.00		173	321	3.7 (III)	10.00	988	1754						SK 1SI63 - N56C - 80 LP/4 SK 1SMI63 - N56C - 80 LP/4	41	G31 G44
		138	395	2.9 (III)	12.50	985	1754								
		115	451	3.0 (III)	15.00	983	1754								
	87	582	2.2 (III)	20.00	977	1754									
	69	705	1.7 (II)	25.00	969	1754									
	58	766	1.8 (II)	30.00	964	1754									
	43	962	1.4 (II)	40.00	948	1754									
	35	1135	1.1 (I)	50.00	930	1754									
	29	1290	0.9 (I)	60.00	910	1754									
	1.00	138	404	4.7 (III)	12.50	1798	2248			SK 1SI75 - N56C - 80 LP/4 SK 1SMI75 - N56C - 80 LP/4	50	G34 G46			
		87	603	3.6 (III)	20.00	1798	2248								
		69	735	2.8 (III)	25.00	1798	2248								
58		859	2.2 (III)	30.00	1798	2248									
43		1021	2.2 (III)	40.00	1798	2248									
35		1217	1.7 (II)	50.00	1798	2248									
29		1394	1.4 (II)	60.00	1798	2248									
22		1705	1.0 (I)	80.00	1798	2248									
17		1967	0.8 (I)	100.00	1798	2248									
1.50		348	246	2.4 (III)	5.00	1052	1102						SK 1SI50 - N140TC - 90 SP/4 SK 1SMI50 - N140TC - 90 SP/4	44	G28 G42
		232	357	1.9 (II)	7.50	1079	1102								
		174	467	1.4 (II)	10.00	1079	1102								
	139	572	1.1 (I)	12.50	1079	1102									
	116	649	1.2 (I)	15.00	1079	1102									
	87	832	0.9 (I)	20.00	1079	1102									
	1.50	348	250	4.2 (III)	5.00	990	1754			SK 1SI63 - N140TC - 90 SP/4 SK 1SMI63 - N140TC - 90 SP/4	52	G31 G44			
		232	365	3.4 (III)	7.50	986	1754								
		174	479	2.5 (III)	10.00	982	1754								
		139	589	1.9 (II)	12.50	976	1754								
		116	673	2.0 (III)	15.00	971	1754								
		87	869	1.5 (II)	20.00	956	1754								
70		1052	1.1 (I)	25.00	939	1754									
58		1143	1.2 (I)	30.00	929	1754									
44		1435	0.9 (I)	40.00	889	1754									



1.50 hp
2.00 hp
3.00 hp

1SI, 1SMI - Worm Gear Motors



P_1 [hp]	n_2 [rpm]	M_2 [lb-in]	f_B (AGMA Class)	i_{ges}	F_R [lb]	F_A	F_{RVL} [lb]	F_{AVL}	Unit Type		 inch
1.50	174	488	4.1 (III)	10.00	1798	2248			SK 1SI75 - N140TC - 90 SP/4 SK 1SMI75 - N140TC - 90 SP/4	61	G34 G46
	139	602	3.2 (III)	12.50	1798	2248					
	116	693	3.4 (III)	15.00	1798	2248					
	87	900	2.4 (III)	20.00	1798	2248					
	70	1096	1.9 (II)	25.00	1798	2248					
	58	1282	1.5 (II)	30.00	1798	2248					
	44	1524	1.5 (II)	40.00	1798	2248					
	35	1815	1.1 (I)	50.00	1798	2248					
29	2081	0.9 (0)	60.00	1798	2248						
2.00	346	330	1.8 (II)	5.00	1032	1102			SK 1SI50 - N140TC - 90 LP/4 SK 1SMI50 - N140TC - 90 LP/4	47	G28 G42
	231	478	1.4 (II)	7.50	1079	1102					
	173	625	1.1 (I)	10.00	1079	1102					
	138	766	0.8 (0)	12.50	1079	1102					
	115	871	0.9 (0)	15.00	1079	1102					
	346	335	3.1 (III)	5.00	987	1754			SK 1SI63 - N140TC - 90 LP/4 SK 1SMI63 - N140TC - 90 LP/4	55	G31 G44
	231	489	2.5 (III)	7.50	981	1754					
	173	642	1.8 (II)	10.00	973	1754					
	138	789	1.4 (II)	12.50	963	1754					
	115	903	1.5 (II)	15.00	953	1754					
	87	1165	1.1 (I)	20.00	926	1754					
	69	1410	0.8 (0)	25.00	893	1754					
	58	1532	0.9 (0)	30.00	874	1754					
	231	497	4.2 (III)	7.50	1798	2248			SK 1SI75 - N140TC - 90 LP/4 SK 1SMI75 - N140TC - 90 LP/4	65	G34 G46
	173	654	3.1 (III)	10.00	1798	2248					
	138	808	2.4 (III)	12.50	1798	2248					
115	929	2.5 (III)	15.00	1798	2248						
87	1206	1.8 (II)	20.00	1798	2248						
69	1469	1.4 (II)	25.00	1798	2248						
58	1719	1.1 (I)	30.00	1798	2248						
43	2043	1.1 (I)	40.00	1798	2248						
35	2433	0.8 (0)	50.00	1798	2248						
3.00	353	500	3.5 (III)	5.00	1798	2248			SK 1SI75 - N180TC - 100 LP/4 SK 1SMI75 - N180TC - 100 LP/4	84	G34 G46
	235	731	2.8 (III)	7.50	1798	2248					
	177	963	2.1 (III)	10.00	1798	2248					
	141	1188	1.6 (II)	12.50	1798	2248					
	118	1367	1.7 (II)	15.00	1798	2248					
	88	1776	1.2 (I)	20.00	1798	2248					
	71	2163	0.9 (0)	25.00	1798	2248					

4.00 hp
5.00 hp



1SI, 1SMI - Worm Gear Motors



P_1 [hp]	n_2 [rpm]	M_2 [lb-in]	f_B (AGMA Class)	i_{ges}	F_R [lb]	F_A	$F_{R VL}$ [lb]	$F_{A VL}$	Unit Type	 lb	 inch
4.00	352	668	2.6 (III)	5.00	1798	2248			SK 1SI75 - N180TC - 100 AP/4	91	G34
	235	977	2.1 (III)	7.50	1798	2248			SK 1SMI75 - N180TC - 100 AP/4	91	G46
	176	1287	1.6 (II)	10.00	1798	2248					
	141	1589	1.2 (I)	12.50	1798	2248					
	117	1827	1.3 (I)	15.00	1798	2248					
	88	2374	0.9 (0)	20.00	1798	2248					
5.00	351	837	2.1 (III)	5.00	1798	2248			SK 1SI75 - N180TC - 112 MP/4	108	G34
	234	1225	1.7 (II)	7.50	1798	2248			SK 1SMI75 - N180TC - 112 MP/4	108	G46
	176	1613	1.2 (I)	10.00	1798	2248					
	140	1992	1.0 (I)	12.50	1798	2248					
	117	2290	1.0 (I)	15.00	1798	2248					




0.16 hp
0.25 hp

1SI, 1SMI - Helical Worm Gear Motors

P_1 [hp]	n_2 [rpm]	M_2 [lb-in]	f_B (AGMA Class)	i_{ges}	F_R [lb]	F_A	F_{RVL} [lb]	F_{AVL}	Unit Type		
0.16	34	241	2.3 (III)	50.00	480	1102			SK 1SI40/H10 - N56C - 63 SP/4 SK 1SMI40/H10 - N56C - 63 SP/4	16	G48
	23	340	1.9 (II)	75.00	469	1102					
	17	433	1.4 (II)	100.00	455	1102					
	14	519	1.1 (I)	125.00	439	1102					
	11	566	1.2 (I)	150.00	428	1102					
	8	698	0.9 (0)	200.00	392	1102					
	6	825	0.9 (0)	300.00	345	1102					
	34	245	3.7 (III)	50.00	1079	1102			SK 1SI50/H10 - N56C - 63 SP/4 SK 1SMI50/H10 - N56C - 63 SP/4	20	G48
	23	347	3.2 (III)	75.00	1079	1102					
	17	445	2.4 (III)	100.00	1079	1102					
	14	535	2.0 (III)	125.00	1079	1102					
	11	588	2.1 (III)	150.00	1079	1102					
	8	730	1.6 (II)	200.00	1079	1102					
	7	853	1.3 (I)	250.00	1079	1102					
	6	876	1.5 (II)	300.00	1079	1102					
	4	1044	1.1 (I)	400.00	1079	1102					
	3	1180	0.9 (0)	500.00	1079	1102					
3	1291	0.8 (0)	600.00	1079	1102						
	34	248	3.7 (III)	50.00	990	1754			SK 1SI63/H10 - N56C - 63 SP/4 SK 1SMI63/H10 - N56C - 63 SP/4	28	G48
	23	352	3.6 (III)	75.00	987	1754					
	17	452	3.7 (III)	100.00	983	1754					
	14	545	3.4 (III)	125.00	979	1754					
	11	602	3.7 (III)	150.00	975	1754					
	8	749	2.8 (III)	200.00	966	1754					
	7	878	2.2 (III)	250.00	955	1754					
	6	907	2.5 (III)	300.00	953	1754					
	4	1084	2.0 (III)	400.00	935	1754					
	3	1228	1.6 (II)	500.00	918	1754					
	3	1347	1.4 (II)	600.00	902	1754					
	2	1534	1.1 (I)	800.00	874	1754					
2	1673	0.9 (0)	1000.00	849	1754						
	8	776	4.5 (III)	200.00	1798	1754			SK 1SI75/H10 - N56C - 63 SP/4 SK 1SMI75/H10 - N56C - 63 SP/4	44	G50
	7	913	3.6 (III)	250.00	1798	1754					
	6	1035	3.0 (III)	300.00	1798	1754					
	4	1144	3.1 (III)	400.00	1798	1754					
	3	1302	2.6 (III)	500.00	1798	1754					
	3	1435	2.2 (III)	600.00	1798	1754					
	2	1644	1.8 (II)	800.00	1798	1754					
	2	1802	1.5 (II)	1000.00	1798	1754					
0.25	34	375	1.5 (II)	50.00	464	1102			SK 1SI40/H10 - N56C - 63 LP/4 SK 1SMI40/H10 - N56C - 63 LP/4	18	G48
	23	528	1.2 (I)	75.00	437	1102					
	17	673	0.9 (0)	100.00	399	1102					
	34	381	2.4 (III)	50.00	1079	1102			SK 1SI50/H10 - N56C - 63 LP/4 SK 1SMI50/H10 - N56C - 63 LP/4	22	G48
	23	540	2.1 (III)	75.00	1079	1102					
	17	692	1.6 (II)	100.00	1079	1102					
	14	832	1.3 (I)	125.00	1079	1102					
	11	914	1.4 (II)	150.00	1079	1102					
	9	1135	1.0 (I)	200.00	1079	1102					
	7	1326	0.8 (0)	250.00	1079	1102					
	6	1361	0.9 (0)	300.00	1079	1102					


UNIVERSAL
Worm gear units

0.25 hp
0.33 hp



1SI, 1SMI - Helical Worm Gear Motors

P_1 [hp]	n_2 [rpm]	M_2 [lb-in]	f_B (AGMA Class)	i_{ges}	F_R [lb]	F_A	F_{RVL} [lb]	F_{AVL}	Unit Type						
0.25	34	386	2.4 (III)	50.00	986	1754			SK 1SI63/H10 - N56C - 63 LP/4 SK 1SMI63/H10 - N56C - 63 LP/4	30	G48				
	23	547	2.3 (III)	75.00	978	1754									
	17	703	2.4 (III)	100.00	969	1754									
	14	847	2.2 (III)	125.00	958	1754									
	11	935	2.4 (III)	150.00	950	1754									
	9	1164	1.8 (II)	200.00	926	1754									
	7	1364	1.4 (II)	250.00	900	1754									
	6	1409	1.6 (II)	300.00	893	1754									
	4	1685	1.3 (I)	400.00	847	1754									
	3	1909	1.0 (I)	500.00	801	1754									
	3	2095	0.9 (0)	600.00	756	1754									
	0.25	34	391	4.9 (III)	50.00	1798	1754						SK 1SI75/H10 - N56C - 63 LP/4 SK 1SMI75/H10 - N56C - 63 LP/4	46	G50
		23	557	4.9 (III)	75.00	1798	1754								
17		718	4.5 (III)	100.00	1798	1754									
14		867	3.6 (III)	125.00	1798	1754									
11		964	3.9 (III)	150.00	1798	1754									
9		1206	2.9 (III)	200.00	1798	1754									
7		1419	2.3 (III)	250.00	1798	1754									
6		1609	2.0 (III)	300.00	1798	1754									
4		1778	2.0 (III)	400.00	1798	1754									
3		2025	1.7 (II)	500.00	1798	1754									
3		2231	1.4 (II)	600.00	1798	1754									
2		2557	1.1 (I)	800.00	1798	1754									
2		2802	1.0 (I)	1000.00	1798	1754									
0.33	35	490	1.1 (I)	50.00	444	1102			SK 1SI40/H10 - N56C - 71 SP/4 SK 1SMI40/H10 - N56C - 71 SP/4	21	G48				
	23	689	0.9 (0)	75.00	394	1102									
0.33	35	497	1.8 (II)	50.00	1079	1102			SK 1SI50/H10 - N56C - 71 SP/4 SK 1SMI50/H10 - N56C - 71 SP/4	25	G48				
	23	704	1.6 (II)	75.00	1079	1102									
	17	903	1.2 (I)	100.00	1079	1102									
	14	1086	1.0 (I)	125.00	1079	1102									
	12	1194	1.1 (I)	150.00	1079	1102									
0.33	35	503	1.8 (II)	50.00	981	1754			SK 1SI63/H10 - N56C - 71 SP/4 SK 1SMI63/H10 - N56C - 71 SP/4	33	G48				
	23	714	1.8 (II)	75.00	968	1754									
	17	918	1.8 (II)	100.00	952	1754									
	14	1106	1.7 (II)	125.00	933	1754									
	12	1221	1.8 (II)	150.00	919	1754									
	9	1520	1.4 (II)	200.00	876	1754									
	7	1782	1.1 (I)	250.00	828	1754									
	6	1841	1.2 (I)	300.00	816	1754									
4	2202	1.0 (I)	400.00	726	1754										
0.33	35	510	3.7 (III)	50.00	1798	1754			SK 1SI75/H10 - N56C - 71 SP/4 SK 1SMI75/H10 - N56C - 71 SP/4	49	G50				
	23	727	3.7 (III)	75.00	1798	1754									
	17	937	3.5 (III)	100.00	1798	1754									
	14	1133	2.8 (III)	125.00	1798	1754									
	12	1258	3.0 (III)	150.00	1798	1754									
	9	1575	2.2 (III)	200.00	1798	1754									
	7	1854	1.8 (II)	250.00	1798	1754									
	6	2102	1.5 (II)	300.00	1798	1754									
	4	2324	1.5 (II)	400.00	1798	1754									
	3	2646	1.3 (I)	500.00	1798	1754									
	3	2917	1.1 (I)	600.00	1798	1754									
	2	3343	0.9 (0)	800.00	1798	1754									



0.50 hp
0.75 hp
1.00 hp

1SI, 1SMI - Helical Worm Gear Motors


P_1 [hp]	n_2 [rpm]	M_2 [lb-in]	f_B (AGMA Class)	i_{ges}	F_R [lb]	F_A	F_{RVL} [lb]	F_{AVL}	Unit Type																																																																																																																																																																																																																																													
0.50	35	754	1.2 (I)	50.00	1079	1102			SK 1SI50/H10 - N56C - 71 LP/4 SK 1SMI50/H10 - N56C - 71 LP/4	28	G48																																																																																																																																																																																																																																											
	23	1067	1.1 (I)	75.00	1079	1102						0.50	35	762	1.2 (I)	50.00	965	1754			SK 1SI63/H10 - N56C - 71 LP/4 SK 1SMI63/H10 - N56C - 71 LP/4	35	G48	23	1083	1.2 (I)	75.00	935	1754			17	1391	1.2 (I)	100.00	896	1754			14	1675	1.1 (I)	125.00	849	1754			12	1850	1.2 (I)	150.00	814	1754			9	2304	0.9 (I)	200.00	696	1754			6	2790	0.8 (I)	300.00	500	1754			35	772	2.5 (III)	50.00	1798	1754			SK 1SI75/H10 - N56C - 71 LP/4 SK 1SMI75/H10 - N56C - 71 LP/4	51	G50	23	1102	2.5 (III)	75.00	1798	1754			17	1420	2.3 (III)	100.00	1798	1754			14	1716	1.8 (II)	125.00	1798	1754			12	1907	2.0 (III)	150.00	1798	1754			9	2386	1.5 (II)	200.00	1798	1754			7	2809	1.2 (I)	250.00	1798	1754			6	3185	1.0 (I)	300.00	1798	1754			4	3521	1.0 (I)	400.00	1798	1754			3	4009	0.8 (I)	500.00	1798	1754			0.75	35	1152	1.7 (II)	50.00	1798	1754			SK 1SI75/H10 - N56C - 80 SP/4 SK 1SMI75/H10 - N56C - 80 SP/4	57	G50	23	1643	1.6 (II)	75.00	1798	1754			17	2118	1.5 (II)	100.00	1798	1754			14	2560	1.2 (I)	125.00	1798	1754			12	2845	1.3 (I)	150.00	1798	1754			9	3561	1.0 (I)	200.00	1798	1754			1.00	35	1541	1.2 (I)	50.00	1798	1754			SK 1SI75/H10 - N56C - 80 LP/4 SK 1SMI75/H10 - N56C - 80 LP/4	58	G50	23	2197	1.2 (I)	75.00	1798	1754			17	2832	1.2 (I)	100.00	1798	1754			14	3423	0.9 (I)	125.00	1798	1754			12	3803	1.0 (I)	150.00
0.50	35	762	1.2 (I)	50.00	965	1754			SK 1SI63/H10 - N56C - 71 LP/4 SK 1SMI63/H10 - N56C - 71 LP/4	35	G48																																																																																																																																																																																																																																											
	23	1083	1.2 (I)	75.00	935	1754																																																																																																																																																																																																																																																
	17	1391	1.2 (I)	100.00	896	1754																																																																																																																																																																																																																																																
	14	1675	1.1 (I)	125.00	849	1754																																																																																																																																																																																																																																																
	12	1850	1.2 (I)	150.00	814	1754																																																																																																																																																																																																																																																
	9	2304	0.9 (I)	200.00	696	1754																																																																																																																																																																																																																																																
	6	2790	0.8 (I)	300.00	500	1754																																																																																																																																																																																																																																																
	35	772	2.5 (III)	50.00	1798	1754							SK 1SI75/H10 - N56C - 71 LP/4 SK 1SMI75/H10 - N56C - 71 LP/4	51	G50																																																																																																																																																																																																																																							
	23	1102	2.5 (III)	75.00	1798	1754																																																																																																																																																																																																																																																
	17	1420	2.3 (III)	100.00	1798	1754																																																																																																																																																																																																																																																
14	1716	1.8 (II)	125.00	1798	1754																																																																																																																																																																																																																																																	
12	1907	2.0 (III)	150.00	1798	1754																																																																																																																																																																																																																																																	
9	2386	1.5 (II)	200.00	1798	1754																																																																																																																																																																																																																																																	
7	2809	1.2 (I)	250.00	1798	1754																																																																																																																																																																																																																																																	
6	3185	1.0 (I)	300.00	1798	1754																																																																																																																																																																																																																																																	
4	3521	1.0 (I)	400.00	1798	1754																																																																																																																																																																																																																																																	
3	4009	0.8 (I)	500.00	1798	1754																																																																																																																																																																																																																																																	
0.75	35	1152	1.7 (II)	50.00	1798	1754			SK 1SI75/H10 - N56C - 80 SP/4 SK 1SMI75/H10 - N56C - 80 SP/4	57	G50																																																																																																																																																																																																																																											
	23	1643	1.6 (II)	75.00	1798	1754																																																																																																																																																																																																																																																
	17	2118	1.5 (II)	100.00	1798	1754																																																																																																																																																																																																																																																
	14	2560	1.2 (I)	125.00	1798	1754																																																																																																																																																																																																																																																
	12	2845	1.3 (I)	150.00	1798	1754																																																																																																																																																																																																																																																
	9	3561	1.0 (I)	200.00	1798	1754																																																																																																																																																																																																																																																
1.00	35	1541	1.2 (I)	50.00	1798	1754			SK 1SI75/H10 - N56C - 80 LP/4 SK 1SMI75/H10 - N56C - 80 LP/4	58	G50																																																																																																																																																																																																																																											
	23	2197	1.2 (I)	75.00	1798	1754																																																																																																																																																																																																																																																
	17	2832	1.2 (I)	100.00	1798	1754																																																																																																																																																																																																																																																
	14	3423	0.9 (I)	125.00	1798	1754																																																																																																																																																																																																																																																
	12	3803	1.0 (I)	150.00	1798	1754																																																																																																																																																																																																																																																

0.16 hp
0.25 hp



1SI, 1SMI - Double Worm Gear Motors

P_1 [hp]	n_2 [rpm]	M_2 [lb-in]	f_B (AGMA Class)	i_{ges}	F_R [lb]	F_A	F_{RVL} [lb]	F_{AVL}	Unit Type	lb	inch
0.16	11	379	1.7 (II)	150.00	463	1102			SK 1SI40/31 - N56C - 63 SP/4 SK 1SMI40/31 - N56C - 63 SP/4	18	G52
	8	520	1.3 (I)	225.00	438	1102					
	6	656	1.1 (I)	300.00	404	1102					
	5	781	0.9 (0)	375.00	362	1102					
	4	861	0.9 (0)	450.00	328	1102					
	11	407	2.9 (III)	150.00	1079	1102			SK 1SI50/31 - N56C - 63 SP/4 SK 1SMI50/31 - N56C - 63 SP/4	22	G52
	8	555	2.2 (III)	225.00	1079	1102					
	6	696	1.9 (II)	300.00	1079	1102					
	5	827	1.6 (II)	375.00	1079	1102					
	4	909	1.5 (II)	450.00	1079	1102					
	3	1119	1.2 (I)	600.00	1079	1102					
	2	1303	1.1 (I)	750.00	1079	1102					
	2	1351	1.1 (I)	900.00	1079	1102					
	1	1610	0.9 (0)	1200.00	1074	1102					
	1	1822	0.8 (0)	1500.00	1028	1102					
	11	429	4.9 (III)	150.00	984	1754			SK 1SI63/31 - N56C - 63 SP/4 SK 1SMI63/31 - N56C - 63 SP/4	29	G52
	8	579	3.8 (III)	225.00	977	1754					
	6	721	3.2 (III)	300.00	968	1754					
	5	851	2.8 (III)	375.00	958	1754					
	4	932	2.6 (III)	450.00	951	1754					
	3	1140	2.2 (III)	600.00	929	1754					
	2	1323	1.9 (II)	750.00	906	1754					
	2	1368	1.9 (II)	900.00	899	1754					
	1	1624	1.6 (II)	1200.00	858	1754					
	1	1833	1.5 (II)	1500.00	817	1754					
	1	2009	1.4 (II)	1800.00	777	1754					
	1	2284	1.2 (I)	2400.00	702	1754					
	1	2491	1.1 (I)	3000.00	632	1754					
		8	685	4.4 (III)	225.00	1798	2248				
6		859	3.6 (III)	300.00	1798	2248					
5		1022	3.1 (III)	375.00	1798	2248					
4		1131	2.8 (III)	450.00	1798	2248					
3		1400	2.4 (III)	600.00	1798	2248					
2		1641	2.1 (III)	750.00	1798	2248					
2		1722	2.0 (III)	900.00	1798	2248					
1		2077	1.7 (II)	1200.00	1798	2248					
1		2376	1.5 (II)	1500.00	1798	2248					
1		2632	1.4 (II)	1800.00	1798	2248					
1		3047	1.2 (I)	2400.00	1798	2248					
1		3368	1.1 (I)	3000.00	1798	2248					
0.25		11	589	1.1 (I)	150.00	422	1102			SK 1SI40/31 - N56C - 63 LP/4 SK 1SMI40/31 - N56C - 63 LP/4	20
	8	809	0.9 (0)	225.00	351	1102					
	11	633	1.9 (II)	150.00	1079	1102			SK 1SI50/31 - N56C - 63 LP/4 SK 1SMI50/31 - N56C - 63 LP/4	24	G52
	8	863	1.4 (II)	225.00	1079	1102					
	6	1083	1.2 (I)	300.00	1079	1102					
	5	1285	1.0 (I)	375.00	1079	1102					
	4	1413	1.0 (I)	450.00	1079	1102					





0.25 hp
0.33 hp

1SI, 1SMI - Double Worm Gear Motors







P_1 [hp]	n_2 [rpm]	M_2 [lb-in]	f_B (AGMA Class)	i_{ges}	F_R [lb]	F_A [lb]	F_{RVL} [lb]	F_{AVL} [lb]	Unit Type		
0.25	11	666	3.1 (III)	150.00	971	1754			SK 1SI63/31 - N56C - 63 LP/4 SK 1SMI63/31 - N56C - 63 LP/4	31	G52
	8	900	2.5 (III)	225.00	954	1754					
	6	1121	2.1 (III)	300.00	931	1754					
	5	1324	1.8 (II)	375.00	906	1754					
	4	1449	1.6 (II)	450.00	887	1754					
	3	1773	1.4 (II)	600.00	830	1754					
	2	2056	1.2 (I)	750.00	765	1754					
	2	2126	1.2 (I)	900.00	747	1754					
	1	2524	1.0 (I)	1200.00	619	1754					
	1	2850	0.9 (I)	1500.00	467	1754					
	1	3123	0.9 (I)	1800.00	252	1754					
0.25	11	781	3.6 (III)	150.00	1798	2248			SK 1SI75/40 - N56C - 63 LP/4 SK 1SMI75/40 - N56C - 63 LP/4	43	G54
	8	1065	2.8 (III)	225.00	1798	2248					
	6	1336	2.3 (III)	300.00	1798	2248					
	5	1589	2.0 (III)	375.00	1798	2248					
	4	1758	1.8 (II)	450.00	1798	2248					
	3	2176	1.5 (II)	600.00	1798	2248					
	2	2551	1.3 (I)	750.00	1798	2248					
	2	2678	1.3 (I)	900.00	1798	2248					
	1	3229	1.1 (I)	1200.00	1798	2248					
	1	3694	1.0 (I)	1500.00	1798	2248					
	1	4093	0.9 (I)	1800.00	1798	2248					
0.33	12	770	0.9 (I)	150.00	367	1102			SK 1SI40/31 - N56C - 71 SP/4 SK 1SMI40/31 - N56C - 71 SP/4	23	G52
	12	827	1.4 (II)	150.00	1079	1102					
	8	1127	1.1 (I)	225.00	1079	1102					
0.33	6	1415	0.9 (I)	300.00	1079	1102			SK 1SI50/31 - N56C - 71 SP/4 SK 1SMI50/31 - N56C - 71 SP/4	27	G52
	12	871	2.4 (III)	150.00	956	1754					
	8	1176	1.9 (II)	225.00	925	1754					
	6	1465	1.6 (II)	300.00	885	1754					
	5	1730	1.4 (II)	375.00	838	1754					
	4	1894	1.3 (I)	450.00	804	1754					
	3	2317	1.1 (I)	600.00	692	1754					
	2	2688	0.9 (I)	750.00	550	1754					
2	2779	0.9 (I)	900.00	506	1754						
0.33	12	1020	2.8 (III)	150.00	1798	2248			SK 1SI75/40 - N56C - 71 SP/4 SK 1SMI75/40 - N56C - 71 SP/4	47	G54
	8	1392	2.2 (III)	225.00	1798	2248					
	6	1746	1.8 (II)	300.00	1798	2248					
	5	2077	1.5 (II)	375.00	1798	2248					
	4	2297	1.4 (II)	450.00	1798	2248					
	3	2844	1.2 (I)	600.00	1798	2248					
	2	3334	1.0 (I)	750.00	1798	2248					
	2	3500	1.0 (I)	900.00	1798	2248					
	1	4221	0.8 (I)	1200.00	1796	2248					

0.50 hp**1SI, 1SMI - Double Worm Gear Motors**


P_1 [hp]	n_2 [rpm]	M_2 [lb-in]	f_B (AGMA Class)	i_{ges}	F_R [lb]	F_A [lb]	$F_{R VL}$ [lb]	$F_{A VL}$ [lb]	Unit Type		 inch
0.50	12	1253	0.9 (I)	150.00	1079	1102			SK 1SI50/31 - N56C - 71 LP/4 SK 1SMI50/31 - N56C - 71 LP/4	29	G52
	12	1320	1.6 (II)	150.00	906	1754			SK 1SI63/31 - N56C - 71 LP/4 SK 1SMI63/31 - N56C - 71 LP/4	37	G52
	8	1782	1.2 (I)	225.00	828	1754					
	6	2220	1.0 (I)	300.00	721	1754					
	5	2621	0.9 (I)	375.00	580	1754					
	4	2869	0.8 (I)	450.00	456	1754					
	12	1546	1.8 (II)	150.00	1798	2248			SK 1SI75/40 - N56C - 71 LP/4 SK 1SMI75/40 - N56C - 71 LP/4	49	G54
	8	2109	1.4 (II)	225.00	1798	2248					
	6	2646	1.2 (I)	300.00	1798	2248					
	5	3146	1.0 (I)	375.00	1798	2248					
	4	3481	0.9 (I)	450.00	1798	2248					



UNIVERSAL SI and SMI Worm Gear Units




W + NEMA



W + NEMA

	i_{ges}	i_{sch}	i_{vor}	$n_1 = 1750 \text{ rpm}$			$n_1 = 1150 \text{ rpm}$			$n_1 = 850 \text{ rpm}$			$n_1 = 100 \text{ rpm}$		
				n_2	M_{2max}	P_{emax}	n_2	M_{2max}	P_{emax}	n_2	M_{2max}	P_{emax}	n_2	M_{2max}	P_{emax}
				[rpm]	[lb-in]	[hp]	[rpm]	[lb-in]	[hp]	[rpm]	[lb-in]	[hp]	[rpm]	[lb-in]	[hp]
SK 1SI 31	5	5	-	350	204	1.30	230	221	0.94	170	243	0.77	20	341	0.13
SK 1SMI 31	7.5	7.5	-	233	239	1.06	153	255	0.76	113	281	0.62	13	394	0.11
	10	10	-	175	230	0.80	115	244	0.56	85	269	0.46	10	377	0.08
W	12.5	12.5	-	140	212	0.61	92	233	0.45	68	257	0.37	8	360	0.07
$\frac{\text{in}}{\text{in}}$	15	15	-	117	257	0.66	77	280	0.49	57	308	0.40	7	433	0.07
\rightarrow G58	20	20	-	88	239	0.49	58	259	0.36	43	285	0.30	5	401	0.01
	25	25	-	70	221	0.38	46	243	0.29	34	268	0.24	4	376	0.04
NEMA	30	30	-	58	266	0.44	38	287	0.32	28	316	0.27	3	443	0.05
$\frac{\text{in}}{\text{in}}$	40	40	-	44	248	0.34	29	263	0.25	21	290	0.21	3	407	0.04
\rightarrow G57	50	50	-	35	230	0.27	23	246	0.20	17	271	0.17	2	380	0.03
	60	60	-	29	212	0.23	19	232	0.17	14	256	0.15	2	359	0.03
	80	80	-	22	195	0.18	14	212	0.13	11	233	0.12	1	327	0.02
	100	100	-	18	186	0.17	12	197	0.13	9	217	0.10	1	305	0.02
SK 1SI 40	5	5	-	350	336	2.10	230	364	1.51	170	401	1.24	20	562	0.22
SK 1SMI 40	7.5	7.5	-	233	389	1.69	153	423	1.22	113	466	1.01	13	653	0.18
	10	10	-	175	372	1.24	115	406	0.90	85	446	0.75	10	627	0.14
W	12.5	12.5	-	140	363	1.00	92	388	0.72	68	427	0.59	8	599	0.11
$\frac{\text{in}}{\text{in}}$	15	15	-	117	434	1.06	77	466	0.77	57	513	0.64	7	720	0.12
\rightarrow G58	20	20	-	88	398	0.77	58	432	0.57	43	475	0.47	5	667	0.09
	25	25	-	70	372	0.60	46	405	0.45	34	446	0.38	4	626	0.07
NEMA	30	30	-	58	442	0.67	38	478	0.50	28	527	0.42	3	739	0.08
$\frac{\text{in}}{\text{in}}$	40	40	-	44	407	0.51	29	439	0.38	21	483	0.32	3	678	0.07
\rightarrow G57	50	50	-	35	381	0.41	23	410	0.31	17	451	0.26	2	633	0.06
	60	60	-	29	354	0.34	19	387	0.26	14	426	0.22	2	598	0.05
	80	80	-	22	327	0.27	14	353	0.20	11	389	0.18	1	545	0.04
	100	100	-	18	301	0.23	12	329	0.18	9	362	0.15	1	508	0.03
SK 1SI 50	5	5	-	350	584	3.56	230	630	2.56	170	694	2.10	20	974	0.37
SK 1SMI 50	7.5	7.5	-	233	690	2.90	153	747	2.11	113	823	1.74	13	1154	0.31
	10	10	-	175	664	2.14	115	721	1.57	85	794	1.29	10	1114	0.24
W	12.5	12.5	-	140	637	1.69	92	693	1.23	68	762	1.02	8	1070	0.19
$\frac{\text{in}}{\text{in}}$	15	15	-	117	770	1.79	77	836	1.31	57	920	1.10	7	1292	0.21
\rightarrow G58	20	20	-	88	717	1.30	58	776	0.96	43	854	0.79	5	1198	0.16
	25	25	-	70	673	1.01	46	729	0.75	34	802	0.63	4	1126	0.13
NEMA	30	30	-	58	796	1.11	38	861	0.82	28	948	0.69	3	1330	0.15
$\frac{\text{in}}{\text{in}}$	40	40	-	44	735	0.83	29	790	0.63	21	870	0.52	3	1221	0.11
\rightarrow G57	50	50	-	35	681	0.65	23	738	0.50	17	812	0.42	2	1140	0.09
	60	60	-	29	646	0.55	19	697	0.41	14	767	0.36	2	1077	0.08
	80	80	-	22	593	0.43	14	636	0.31	11	700	0.29	1	983	0.06
	100	100	-	18	549	0.36	12	592	0.28	9	652	0.24	1	915	0.06




W + NEMA

W + NEMA


	i_{ges}	i_{sch}	i_{vor}	$n_1 = 1750 \text{ rpm}$			$n_1 = 1150 \text{ rpm}$			$n_1 = 850 \text{ rpm}$			$n_1 = 100 \text{ rpm}$		
				n_2	M_{2max}	P_{emax}	n_2	M_{2max}	P_{emax}	n_2	M_{2max}	P_{emax}	n_2	M_{2max}	P_{emax}
				[rpm]	[lb-in]	[hp]	[rpm]	[lb-in]	[hp]	[rpm]	[lb-in]	[hp]	[rpm]	[lb-in]	[hp]
SK 1SI 63	5	5	-	350	1044	6.30	230	1127	4.52	170	1240	3.72	20	1740	0.66
SK 1SMI 63	7.5	7.5	-	233	1230	5.05	153	1332	3.68	113	1466	3.02	13	2058	0.54
W	10	10	-	175	1186	3.74	115	1285	2.69	85	1414	2.24	10	1984	0.41
in	12.5	12.5	-	140	1142	2.91	92	1233	2.12	68	1357	1.74	8	1904	0.33
↔ G58	15	15	-	117	1372	3.07	77	1487	2.24	57	1637	1.87	7	2297	0.36
	20	20	-	88	1274	2.22	58	1380	1.63	43	1518	1.33	5	2131	0.27
NEMA	25	25	-	70	1195	1.72	46	1296	1.26	34	1426	1.05	4	2001	0.22
in	30	30	-	58	1416	1.86	38	1531	1.38	28	1685	1.15	3	2365	0.25
↔ G57	40	40	-	44	1301	1.38	29	1405	1.03	21	1547	0.86	3	2170	0.20
	50	50	-	35	1212	1.09	23	1312	0.81	17	1444	0.70	2	2027	0.16
	60	60	-	29	1150	0.90	19	1239	0.68	14	1364	0.58	2	1914	0.14
	80	80	-	22	1044	0.69	14	1131	0.50	11	1245	0.47	1	1748	0.11
	100	100	-	18	974	0.57	12	1053	0.45	9	1159	0.37	1	1627	0.10
SK 1SI 75	5	5	-	350	1735	10.36	230	1854	7.35	170	2041	5.98	20	2864	1.07
SK 1SMI 75	7.5	7.5	-	233	2071	8.41	153	2218	5.98	113	2441	4.92	13	3426	0.88
W	10	10	-	175	2009	6.20	115	2147	4.40	85	2363	3.66	10	3317	0.68
in	12.5	12.5	-	140	1912	4.77	92	2065	3.46	68	2273	2.85	8	3190	0.55
↔ G58	15	15	-	117	2336	5.10	77	2498	3.68	57	2750	3.03	7	3859	0.60
	20	20	-	88	2168	3.65	58	2320	2.64	43	2553	2.15	5	3583	0.44
NEMA	25	25	-	70	2036	2.79	46	2180	2.04	34	2399	1.70	4	3367	0.36
in	30	30	-	58	1929	2.25	38	2067	1.64	28	2275	1.38	3	3192	0.30
↔ G57	40	40	-	44	2212	2.21	29	2367	1.63	21	2605	1.36	3	3655	0.32
	50	50	-	35	2062	1.71	23	2210	1.28	17	2432	1.09	2	3413	0.26
	60	60	-	29	1956	1.41	19	2088	1.05	14	2298	0.90	2	3225	0.23
	80	80	-	22	1779	1.05	14	1906	0.77	11	2098	0.72	1	2944	0.17
	100	100	-	18	1655	0.88	12	1774	0.68	9	1953	0.57	1	2740	0.16

W + NEMA



W + NEMA

	i_{ges}	i_{sch}	i_{vor}	$n_1 = 1750 \text{ rpm}$			$n_1 = 1150 \text{ rpm}$			$n_1 = 850 \text{ rpm}$			$n_1 = 100 \text{ rpm}$		
				n_2	M_{2max}	P_{emax}	n_2	M_{2max}	P_{emax}	n_2	M_{2max}	P_{emax}	n_2	M_{2max}	P_{emax}
				[rpm]	[lb-in]	[hp]	[rpm]	[lb-in]	[hp]	[rpm]	[lb-in]	[hp]	[rpm]	[lb-in]	[hp]
SK 1SI 40/H10	50	5	10	35.0	549	0.38	23.0	557	0.25	17.0	573	0.19	2.0	673	0.03
SK 1SMI 40/H10	75	7.5	10	23.3	637	0.31	15.3	647	0.21	11.3	666	0.16	1.3	782	0.02
	100	10	10	17.5	611	0.24	11.5	620	0.16	8.5	639	0.12	1.0	750	0.02
W	125	12.5	10	14.0	584	0.19	9.2	593	0.13	6.8	611	0.10	0.8	718	0.01
$\frac{W}{in}$	150	15	10	11.7	699	0.21	7.7	713	0.14	5.7	735	0.11	0.7	863	0.02
\downarrow G48	200	20	10	8.8	646	0.15	5.8	660	0.10	4.3	680	0.08	1.0	799	0.01
	250	25	10	7.0	611	0.12	5.0	619	0.09	3.0	638	0.06	0.4	749	0.01
NEMA	300	30	10	5.8	717	0.14	3.8	731	0.10	2.8	754	0.08	0.3	885	0.01
$\frac{NEMA}{in}$	400	40	10	4.4	664	0.11	2.9	671	0.08	2.1	691	0.06	0.3	812	0.01
\downarrow G48	500	50	10	4.0	620	0.09	2.0	626	0.06	2.0	645	0.05	0.2	758	0.01
	600	60	10	2.9	584	0.08	1.9	592	0.06	1.4	610	0.04	0.2	716	0.01
	800	80	10	2.2	531	0.07	1.4	540	0.04	1.1	556	0.04	0.1	653	0.00
	1000	100	10	1.8	487	0.06	1.2	502	0.04	0.9	518	0.03	0.1	608	0.00
SK 1SI 50/H10	50	5	10	35.0	742	0.50	23.0	964	0.43	17.0	993	0.33	2.0	1166	0.05
SK 1SMI 50/H10	75	7.5	10	23.3	1061	0.50	15.3	1143	0.35	11.3	1177	0.27	1.3	1383	0.04
	100	10	10	17.5	1080	0.41	11.5	1103	0.28	8.5	1136	0.21	1.0	1334	0.03
W	125	12.5	10	14.0	1044	0.32	9.2	1059	0.22	6.8	1091	0.17	0.8	1281	0.02
$\frac{W}{in}$	150	15	10	11.7	1257	0.36	7.7	1278	0.24	5.7	1317	0.19	0.7	1547	0.03
\downarrow G48	200	20	10	8.8	1168	0.27	5.8	1186	0.18	4.3	1435	0.14	1.0	799	0.02
	250	25	10	7.0	1097	0.21	5.0	1114	0.15	3.0	1148	0.11	0.4	1348	0.02
NEMA	300	30	10	5.8	1292	0.24	3.8	1317	0.17	2.8	1356	0.13	0.3	1593	0.02
$\frac{NEMA}{in}$	400	40	10	4.4	1186	0.19	2.9	1208	0.13	2.1	1245	0.10	0.3	1462	0.01
\downarrow G48	500	50	10	4.0	1106	0.15	2.0	1129	0.11	2.0	1163	0.08	0.2	1365	0.01
	600	60	10	2.9	1044	0.13	1.9	1066	0.09	1.4	1098	0.07	0.2	1290	0.01
	800	80	10	2.2	956	0.11	1.4	973	0.07	1.1	1002	0.06	0.1	1177	0.01
	1000	100	10	1.8	894	0.09	1.2	905	0.07	0.9	933	0.05	0.1	1096	0.01
SK 1SI 63/H10	50	5	10	35.0	751	0.50	23.0	1115	0.50	17.0	1508	0.50	2.0	2084	0.08
SK 1SMI 63/H10	75	7.5	10	23.3	1074	0.50	15.3	1626	0.50	11.3	2098	0.48	1.3	2464	0.07
	100	10	10	17.5	1320	0.50	11.5	1954	0.50	8.5	2024	0.37	1.0	2376	0.05
W	125	12.5	10	14.0	1631	0.50	9.2	1885	0.38	6.8	1942	0.30	0.8	2280	0.04
$\frac{W}{in}$	150	15	10	11.7	1772	0.50	7.7	2274	0.42	5.7	2343	0.33	0.7	2751	0.05
\downarrow G48	200	20	10	8.8	2071	0.46	5.8	2109	0.32	4.3	2173	0.24	1.0	2552	0.04
	250	25	10	7.0	1947	0.37	5.0	1981	0.25	3.0	2041	0.20	0.4	2396	0.03
NEMA	300	30	10	5.8	2301	0.42	3.8	2341	0.29	2.8	2411	0.22	0.3	2832	0.03
$\frac{NEMA}{in}$	400	40	10	4.4	2115	0.32	2.9	2148	0.22	2.1	2213	0.18	0.3	2599	0.03
\downarrow G48	500	50	10	4.0	1974	0.27	2.0	2006	0.19	2.0	2067	0.15	0.2	2427	0.02
	600	60	10	2.9	1859	0.23	1.9	1895	0.16	1.4	1952	0.12	0.2	2293	0.02
	800	80	10	2.2	1699	0.19	1.4	1730	0.12	1.1	1782	0.10	0.1	2093	0.01
	1000	100	10	1.8	1584	0.16	1.2	1610	0.11	0.9	1659	0.09	0.1	1948	0.01
SK 1SI 75/H10	50	5	10	35.0	1903	0.50	23.0	1903	0.50	17.0	1903	0.50	2.0	1903	0.08
SK 1SMI 75/H10	75	7.5	10	23.3	2708	0.50	15.3	2708	0.50	11.3	2708	0.48	1.3	2708	0.07
	100	10	10	17.5	3266	0.50	11.5	3266	0.50	8.5	3266	0.37	1.0	3266	0.05
W	125	12.5	10	14.0	3133	0.50	9.2	3133	0.38	6.8	3133	0.21	0.8	3133	0.04
$\frac{W}{in}$	150	15	10	11.7	3797	0.50	7.7	3797	0.42	5.7	3797	0.33	0.7	3797	0.05
\downarrow G50	200	20	10	8.8	3523	0.46	5.8	3523	0.32	4.3	3523	0.24	1.0	3523	0.04
	250	25	10	7.0	3310	0.37	5.0	3310	0.25	3.0	3310	0.20	0.4	3310	0.03
NEMA	300	30	10	5.8	3142	0.42	3.8	3142	0.29	2.8	3142	0.22	0.3	3142	0.03
$\frac{NEMA}{in}$	400	40	10	4.4	3594	0.32	2.9	3594	0.22	2.1	3594	0.18	0.3	3594	0.03
\downarrow G50	500	50	10	4.0	3355	0.27	2.0	3355	0.19	2.0	3355	0.15	0.2	3355	0.02
	600	60	10	2.9	3169	0.22	1.9	3169	0.16	1.4	3169	0.12	0.2	3169	0.02
	800	80	10	2.2	2894	0.19	1.4	2894	0.12	1.1	2894	0.10	0.1	2894	0.01
	1000	100	10	1.8	2691	0.16	1.2	2691	0.10	0.9	2691	0.09	0.1	2691	0.01



W + NEMA

W + NEMA

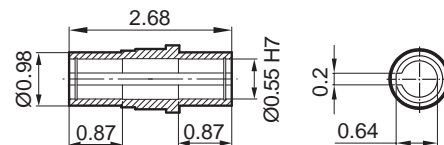
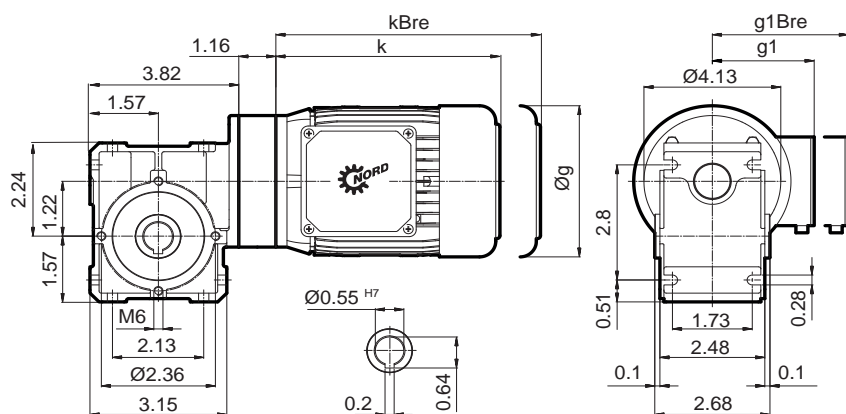
	i_{ges}	i_{sch}	i_{vor}	$n_1 = 1750 \text{ rpm}$			$n_1 = 1150 \text{ rpm}$			$n_1 = 850 \text{ rpm}$			$n_1 = 100 \text{ rpm}$		
				n_2	M_{2max}	P_{emax}	n_2	M_{2max}	P_{emax}	n_2	M_{2max}	P_{emax}	n_2	M_{2max}	P_{emax}
				[rpm]	[lb-in]	[hp]	[rpm]	[lb-in]	[hp]	[rpm]	[lb-in]	[hp]	[rpm]	[lb-in]	[hp]
SK 1SI 40/31	150	5	30	11.7	655	0.30	7.7	674	0.18	5.7	704	0.14	0.7	861	0.02
SK 1SMI 40/31	225	7.5	30	7.8	699	0.22	5.1	712	0.13	3.8	732	0.10	0.4	877	0.01
	300	10	30	5.8	717	0.18	3.8	731	0.10	2.8	754	0.08	0.3	885	0.01
W	375	12.5	30	4.7	735	0.16	3.1	747	0.08	2.3	770	0.06	0.3	929	0.01
$\frac{W}{in}$	450	15	30	3.9	743	0.14	2.6	762	0.07	1.9	781	0.05	0.2	959	0.01
\rightarrow	600	20	30	2.9	770	0.12	1.9	780	0.05	1.4	806	0.04	0.2	996	0.01
	750	25	30	2.3	779	0.10	1.5	797	0.04	1.1	827	0.03	0.1	1018	0.00
NEMA	900	30	30	1.9	797	0.10	1.3	816	0.04	0.9	840	0.03	0.1	1032	0.00
$\frac{NEMA}{in}$	1200	40	30	1.5	823	0.09	1.0	839	0.03	0.7	858	0.02	0.08	1051	0.00
\rightarrow	1500	50	30	1.2	841	0.08	0.8	853	0.02	0.6	868	0.02	0.07	1062	0.00
	1800	60	30	1.0	850	0.07	0.6	863	0.02	0.5	875	0.02	0.06	1069	0.00
	2400	80	30	0.7	867	0.07	0.5	874	0.02	0.4	883	0.01	0.04	1079	0.00
	3000	100	30	0.6	876	0.06	0.4	881	0.01	0.3	918	0.01	0.03	1084	0.00
SK 1SI 50/31	150	5	30	11.7	1177	0.49	7.7	1213	0.29	5.7	1267	0.23	0.7	1549	0.04
SK 1SMI 50/31	225	7.5	30	7.8	1248	0.38	5.1	1282	0.21	3.8	1318	0.17	0.4	1578	0.03
	300	10	30	5.8	1292	0.30	3.8	1317	0.17	2.8	1356	0.13	0.3	1593	0.02
W	375	12.5	30	4.7	1319	0.27	3.1	1344	0.14	2.3	1386	0.11	0.3	1673	0.02
$\frac{W}{in}$	450	15	30	3.9	1345	0.24	2.6	1371	0.12	1.9	1406	0.09	0.2	1726	0.01
\rightarrow	600	20	30	2.9	1381	0.20	1.9	1405	0.09	1.4	1451	0.07	0.2	1792	0.01
	750	25	30	2.3	1407	0.18	1.5	1435	0.07	1.1	1488	0.06	0.1	1832	0.01
NEMA	900	30	30	1.9	1434	0.17	1.3	1469	0.07	0.9	1513	0.05	0.1	1859	0.01
$\frac{NEMA}{in}$	1200	40	30	1.5	1487	0.15	1.0	1511	0.05	0.7	1544	0.04	0.08	1892	0.01
\rightarrow	1500	50	30	1.2	1513	0.14	0.8	1536	0.04	0.6	1562	0.03	0.07	1912	0.00
	1800	60	30	1.0	1531	0.12	0.6	1553	0.04	0.5	1575	0.03	0.06	1925	0.00
	2400	80	30	0.7	1558	0.11	0.5	1574	0.03	0.4	1590	0.02	0.04	1941	0.00
	3000	100	30	0.6	1575	0.11	0.4	1586	0.02	0.3	1653	0.02	0.03	1951	0.00
SK 1SI 63/31	150	5	30	11.7	2097	0.83	7.7	2156	0.50	5.7	2252	0.40	0.7	2754	0.07
SK 1SMI 63/31	225	7.5	30	7.8	2221	0.64	5.1	2279	0.37	3.8	2343	0.29	0.4	2806	0.04
	300	10	30	5.8	2301	0.52	3.8	2341	0.29	2.8	2411	0.22	0.3	2832	0.03
W	375	12.5	30	4.7	2345	0.46	3.1	2390	0.24	2.3	2464	0.19	0.3	2974	0.03
$\frac{W}{in}$	450	15	30	3.9	2390	0.42	2.6	2437	0.21	1.9	2500	0.16	0.2	3068	0.02
\rightarrow	600	20	30	2.9	2460	0.35	1.9	2497	0.16	1.4	2579	0.12	0.2	3186	0.02
	750	25	30	2.3	2505	0.30	1.5	2552	0.13	1.1	2645	0.10	0.1	3257	0.02
NEMA	900	30	30	1.9	2549	0.30	1.3	2611	0.12	0.9	2689	0.09	0.1	3304	0.01
$\frac{NEMA}{in}$	1200	40	30	1.5	2637	0.27	1.0	2686	0.09	0.7	2744	0.07	0.08	3363	0.01
\rightarrow	1500	50	30	1.2	2690	0.26	0.8	2731	0.07	0.6	2777	0.06	0.07	3398	0.01
	1800	60	30	1.0	2726	0.22	0.6	2761	0.06	0.5	2800	0.05	0.06	3422	0.01
	2400	80	30	0.7	2770	0.20	0.5	2798	0.05	0.4	2827	0.04	0.04	3451	0.00
	3000	100	30	0.6	2797	0.20	0.4	2820	0.04	0.3	2938	0.03	0.03	3469	0.00
SK 1SI 75/40	150	5	30	11.7	2832	0.96	7.7	2911	0.59	5.7	3041	0.47	0.7	3718	0.08
SK 1SMI 75/40	225	7.5	30	7.8	3009	0.73	5.1	3077	0.44	3.8	3163	0.38	0.4	3788	0.05
	300	10	30	5.8	3106	0.60	3.8	3160	0.34	2.8	3255	0.27	0.3	3823	0.04
W	375	12.5	30	4.7	3168	0.53	3.1	3226	0.29	2.3	3327	0.23	0.3	4014	0.03
$\frac{W}{in}$	450	15	30	3.9	3221	0.47	2.6	3291	0.25	1.9	3375	0.19	0.2	4142	0.03
\rightarrow	600	20	30	2.9	3319	0.39	1.9	3371	0.19	1.4	3482	0.15	0.2	4301	0.02
	750	25	30	2.3	3381	0.34	1.5	3445	0.16	1.1	3571	0.12	0.1	4397	0.02
NEMA	900	30	30	1.9	3434	0.32	1.3	3525	0.14	0.9	3630	0.11	0.1	4460	0.02
$\frac{NEMA}{in}$	1200	40	30	1.5	3558	0.30	1.0	3626	0.12	0.7	3705	0.08	0.08	4540	0.01
\rightarrow	1500	50	30	1.2	3637	0.27	0.8	3687	0.09	0.6	3750	0.07	0.07	4588	0.01
	1800	60	30	1.0	3682	0.24	0.6	3727	0.07	0.5	3779	0.06	0.06	4620	0.01
	2400	80	30	0.7	3744	0.21	0.5	3777	0.06	0.4	3817	0.04	0.04	4660	0.01
	3000	100	30	0.6	3779	0.19	0.4	3807	0.05	0.3	3967	0.04	0.03	4683	0.00

UNIVERSAL
Worm gear units

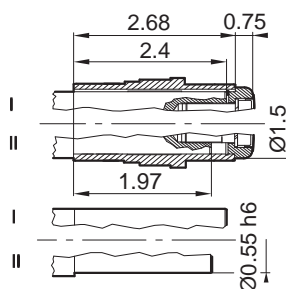
SK 1SI31



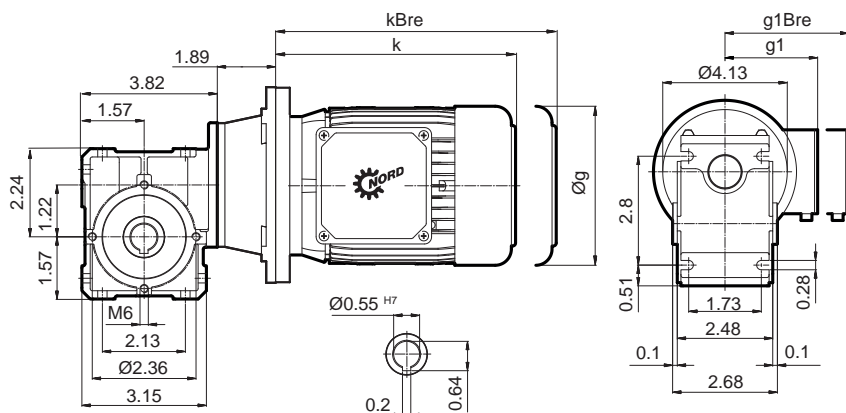
Worm Gear Unit Motor




SK 1SI 31 B



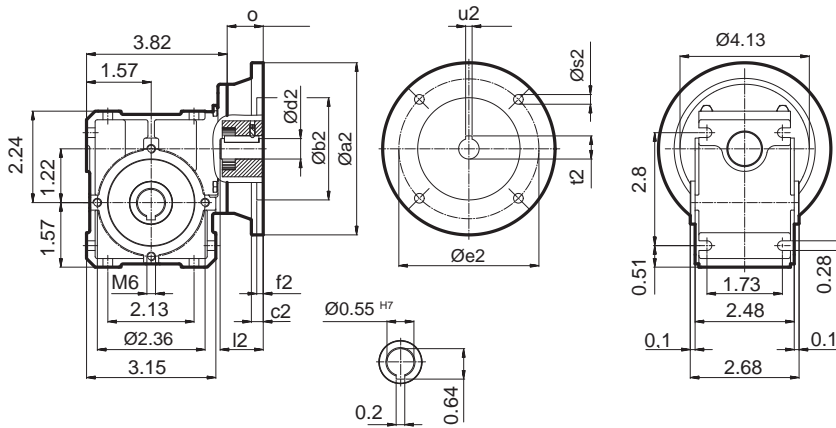
± ⇄ A58	SK 1SI 31 IEC63 63 SP/LP	SK 1SI 31 IEC71 71 SP/LP
g	5.12	5.71
g1	4.53	4.88
g1Bre	4.84	5.24
k	7.56	8.43
kBre	9.76	10.71



± ⇄ A58	SK 1SI 31 56C 63 SP/LP	SK 1SI 31 56C 71 SP/LP	SK 1SI 31 56C 80 LP
g	5.12	5.71	6.50
g1	4.53	4.88	5.59
g1Bre	4.84	5.24	5.63
k	7.56	8.43	9.45
kBre	9.76	10.71	11.97

**SK 1SI31**

Worm Gear Unit for Attachment to IEC/NEMA Standard Motors



IEC Standard Motor Adapter

IEC	Øa2	Øb2	Øc2	Ød2	Øe2	f2	l2	o	Øs2	t2	u2
56 - C105	4.13	2.76	-	0.35	3.35	0.12	0.79	1.16	0.28	0.45	0.12
56 - A120	4.72	3.15	-	0.35	3.94	0.14	0.79	1.16	0.28	0.45	0.12
63 - C90	3.54	2.36	-	0.43	2.95	0.12	0.91	1.16	0.24	0.50	0.16
63 - C120	4.72	3.15	-	0.43	3.94	0.14	0.91	1.16	0.28	0.50	0.16
63 - A140	5.51	3.74	0.31	0.43	4.53	0.14	0.91	1.16	0.35	0.50	0.16
71 - C105	4.13	2.76	-	0.55	3.35	0.12	1.18	1.16	0.28	0.64	0.20
71 - C140	5.51	3.74	-	0.55	4.53	0.14	1.18	1.16	0.35	0.64	0.20

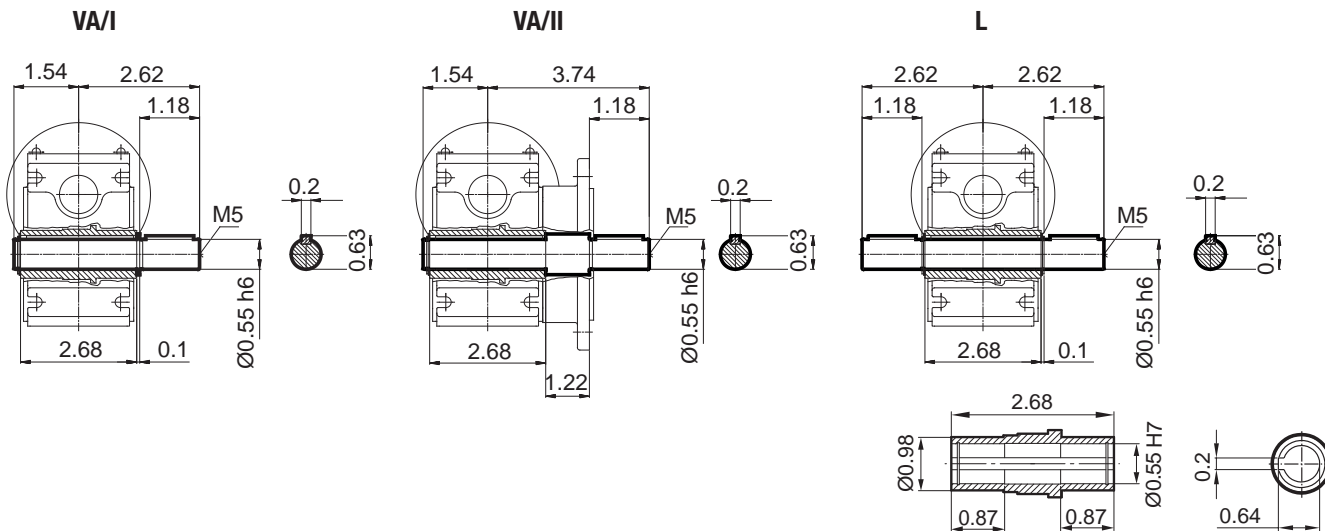
NEMA Standard Motor Adapter

NEMA	Øa2	Øb2	Øc2	Ød2	Øe2	f2	l2	o	Øs2	t2	u2
48C	4.33	3.00	0.25	0.50	3.75	0.16	1.69	1.50	0.29	FLAT	FLAT
56C	6.54	4.50	0.50	0.63	5.88	0.16	2.06	1.89	0.43	0.71	0.19

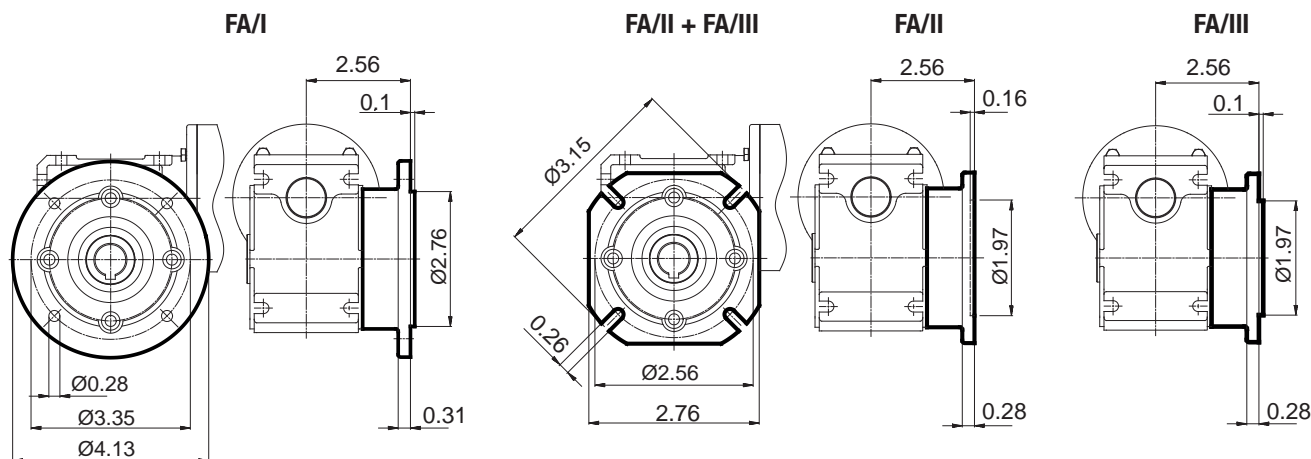
SK 1SI31



Plug-in Shafts

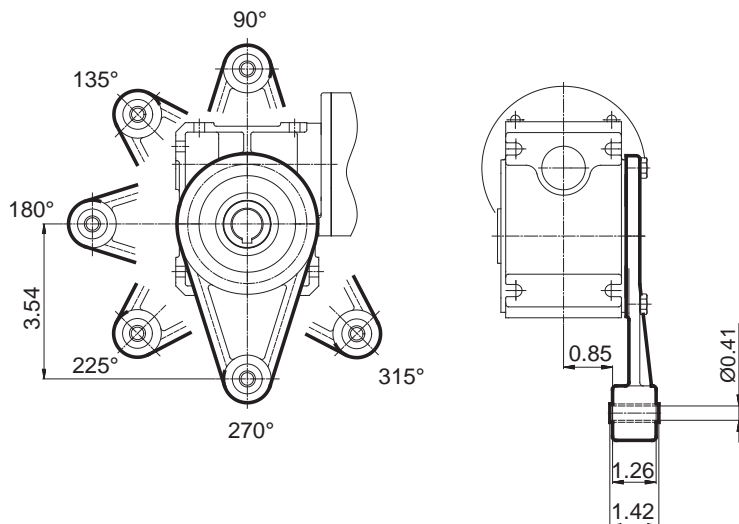


Output Flange B5



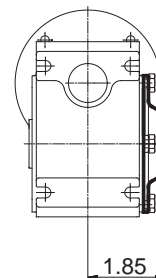
Torque Support


DA/I 90 .. DA/I 315



Covering Cap

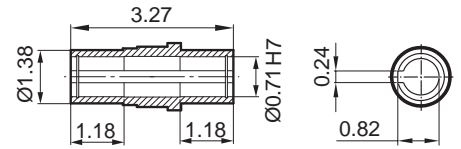
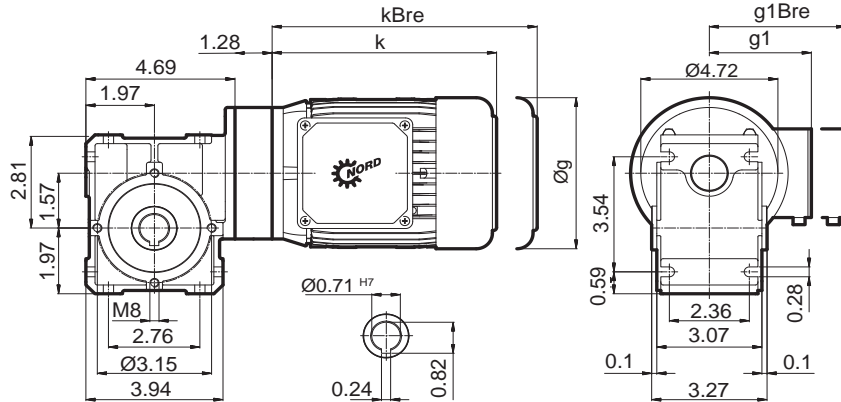
HA



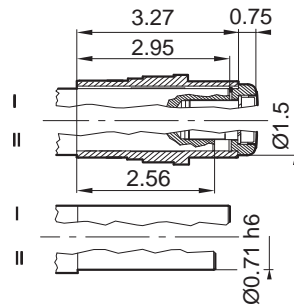


SK 1SI40

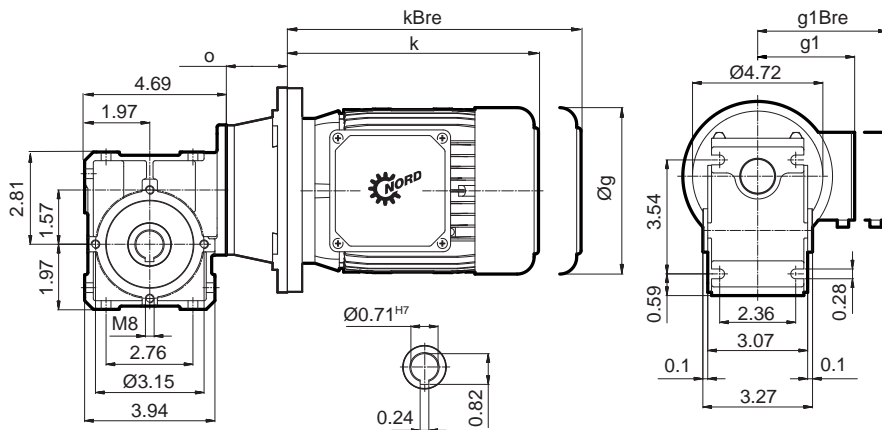
Worm Gear Unit Motor



SK 1SI 40 B



± ⇄ A58	SK 1SI 40 IEC63 63 SP/LP	SK 1SI 40 IEC71 71 SP/LP	SK 1SI 40 IEC80 80 LP
g	5.12	5.71	6.50
g1	4.53	4.88	5.59
g1Bre	4.84	5.24	5.63
k	7.56	8.43	9.29
kBre	9.76	10.71	11.81

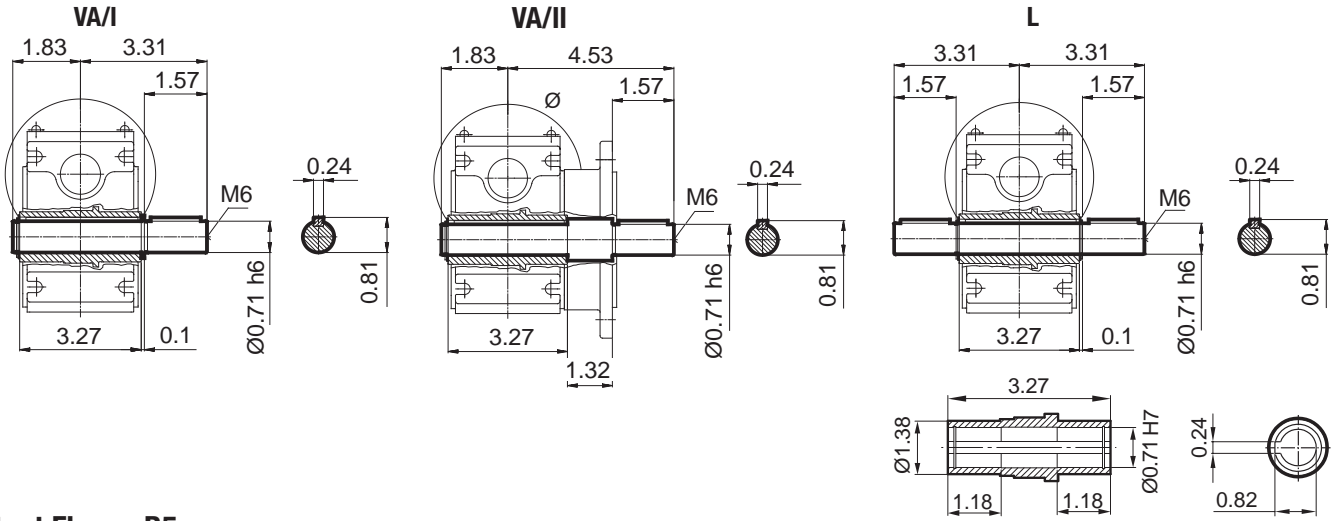


± ⇄ A58	SK 1SI 40 56C 63 SP/LP	SK 1SI 40 56C 71 SP/LP	SK 1SI 40 56C 80 LP	SK 1SI 40 140TC 80 LP	SK 1SI 40 140TC 90 SP/LP
g	5.12	5.71	6.50	6.50	7.20
g1	4.53	4.88	5.59	5.59	5.79
g1Bre	4.84	5.24	5.63	5.63	5.83
k	7.56	8.43	9.45	9.45	11.02
kBre	9.76	10.71	11.97	11.97	13.98
o	1.46	1.46	1.46	1.93	1.93

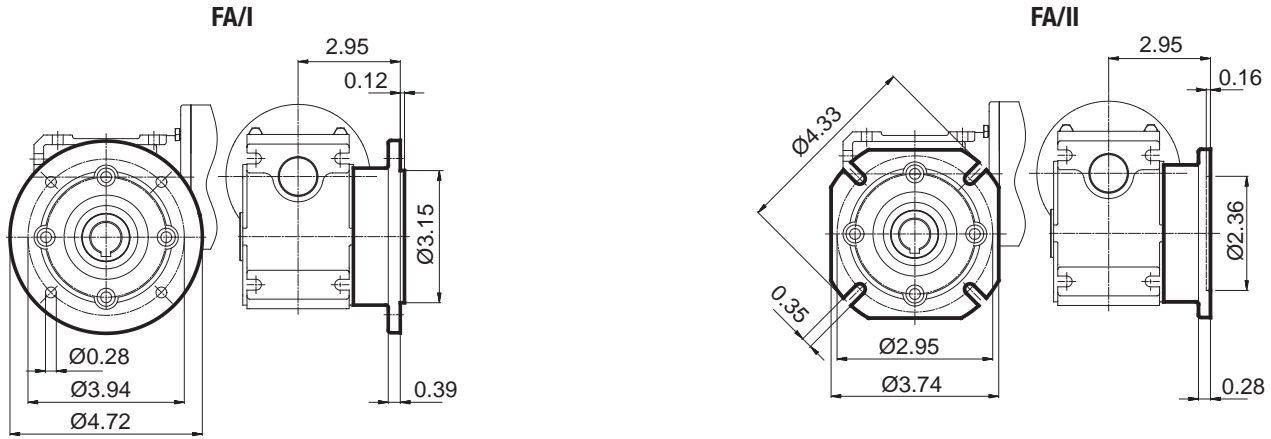


SK 1SI40

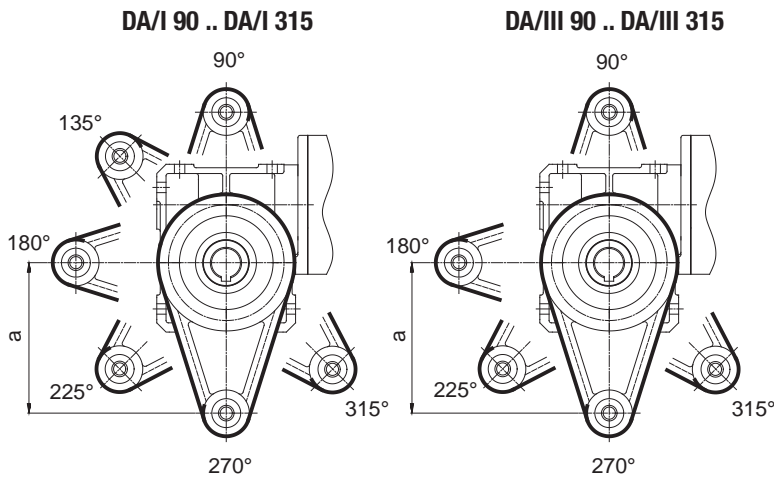
Plug-in Shafts



Output Flange B5

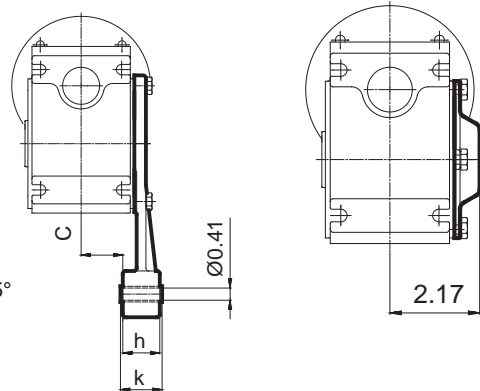


Torque Support



	a	c	h	k
I	5.12	1.14	1.26	1.42
III	3.94	1.34	0.55	0.55

Covering Cap HA

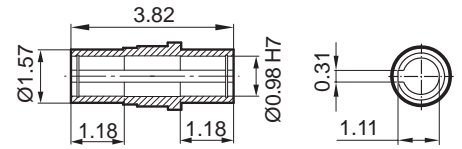
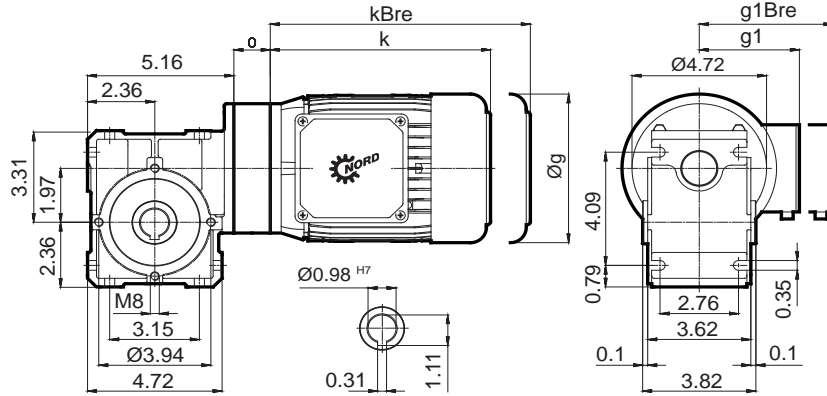


UNIVERSAL
Worm gear units

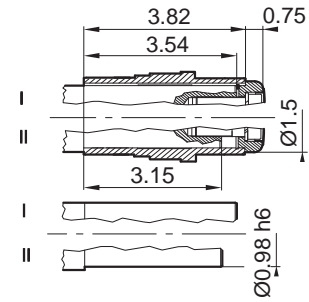
SK 1SI50



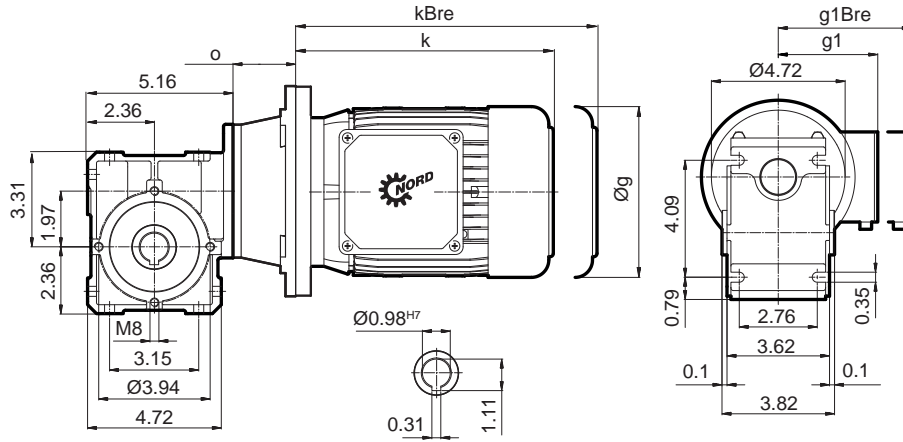
Worm Gear Unit Motor



SK 1SI 50 B



± ⇄ A58	SK 1SI 50 IEC63 63 SP/LP	SK 1SI 50 IEC71 71 SP/LP	SK 1SI 50 IEC80 80 LP	SK 1SI 50 IEC90 90 SP/LP
g	5.12	5.71	6.50	7.20
g1	4.57	4.88	5.59	5.79
g1Bre	4.88	5.24	5.63	5.83
k	7.56	8.43	9.29	10.87
kBre	9.76	10.71	11.81	13.82
o	1.28	1.28	1.28	1.79

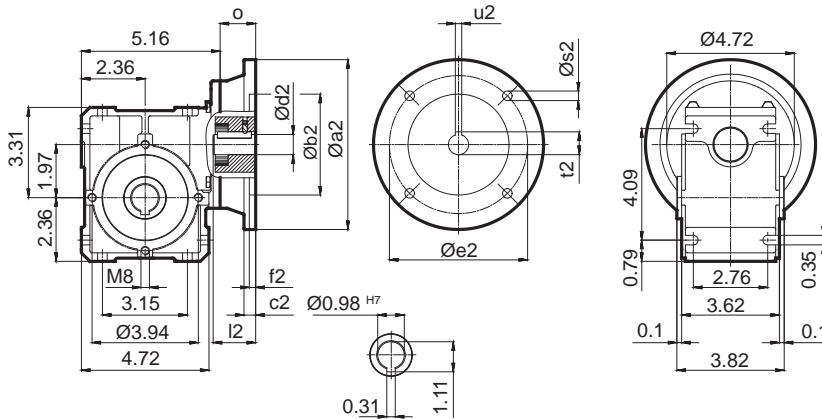


± ⇄ A58	SK 1SI 50 56C 63 SP/LP	SK 1SI 50 56C 71 SP/LP	SK 1SI 50 56C 80 LP	SK 1SI 50 140TC 80 LP	SK 1SI 50 140TC 90 SP/LP
g	5.12	5.71	6.50	6.50	7.20
g1	4.53	4.88	5.59	5.59	5.79
g1Bre	4.84	5.24	5.63	5.63	5.83
k	7.56	8.43	9.45	9.45	11.02
kBre	9.76	10.71	11.97	11.97	13.98
o	1.46	1.46	1.46	1.93	1.93

UNIVERSAL
Worm gear units

**SK 1S150**

Worm Gear Unit for Attachment to IEC/NEMA Standard Motors



IEC Standard Motor Adapter

IEC	Øa2	Øb2	Øc2	Ød2	Øe2	f2	l2	o	Øs2	t2	u2
56 - C105	4.13	2.76	-	0.35	3.35	0.12	0.79	1.27	0.28	0.45	0.12
56 - A120	4.72	3.15	-	0.35	3.94	0.14	0.79	1.28	0.28	0.45	0.12
63 - C90	3.54	2.36	-	0.43	2.95	0.12	0.91	1.28	0.24	0.50	0.16
63 - C120	4.72	3.15	-	0.43	3.94	0.14	0.91	1.28	0.28	0.50	0.16
63 - A140	5.51	3.74	0.31	0.43	4.53	0.14	0.91	1.28	0.35	0.50	0.16
71 - C105	4.13	2.76	-	0.55	3.35	0.12	1.18	1.28	0.28	0.64	0.20
71 - C140	5.51	3.74	-	0.55	4.53	0.14	1.18	1.28	0.35	0.64	0.20
71 - C160	6.30	4.33	0.31	0.55	5.12	0.16	1.18	1.28	0.35	0.64	0.20
80 - C120	4.72	3.15	-	0.75	3.94	0.14	1.57	1.28	0.28	0.86	0.24
80 - C160	6.30	4.33	0.31	0.75	5.12	0.16	1.57	1.28	0.35	0.86	0.24
80 - A200	7.87	5.12	0.79	0.75	6.50	0.16	1.57	1.28	M10	0.86	0.24
90 - C140	5.51	3.74	-	0.94	4.53	0.14	1.97	1.79	0.35	1.07	0.31
90 - C160	6.30	4.33	0.31	0.94	5.12	0.16	1.97	1.79	0.35	1.07	0.31

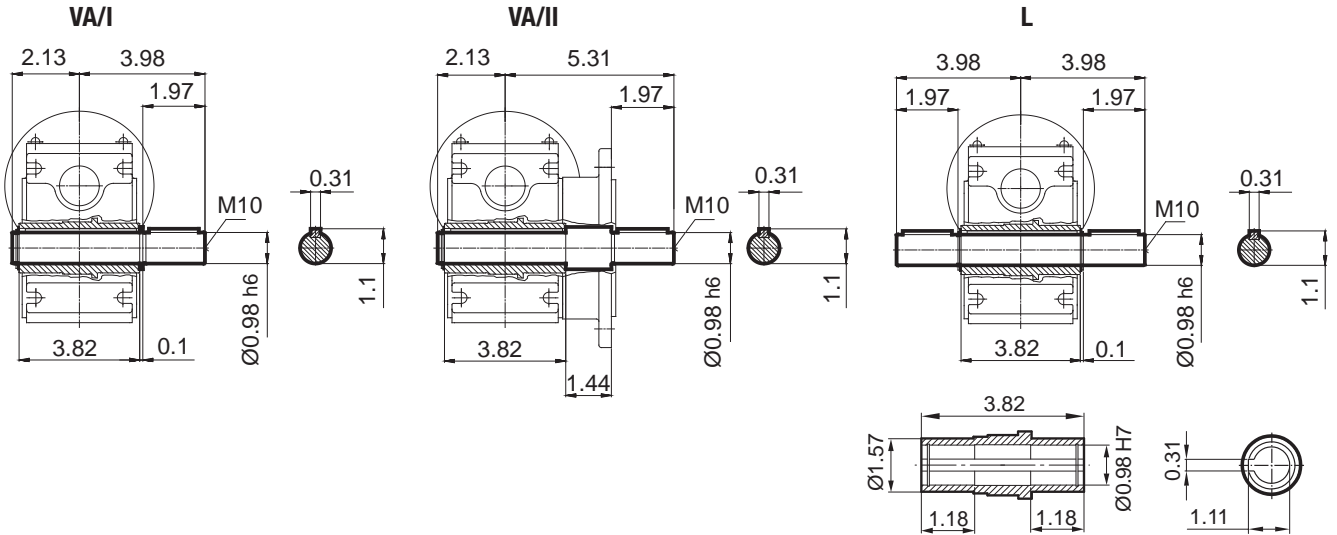
NEMA Standard Motor Adapter

NEMA	Øa2	Øb2	Øc2	Ød2	Øe2	f2	l2	o	Øs2	t2	u2
56C	6.54	4.50	0.50	0.63	5.88	0.16	2.06	1.46	0.43	0.71	0.19
140TC	6.54	4.50	0.50	0.88	5.88	0.16	2.12	1.93	0.43	0.96	0.19

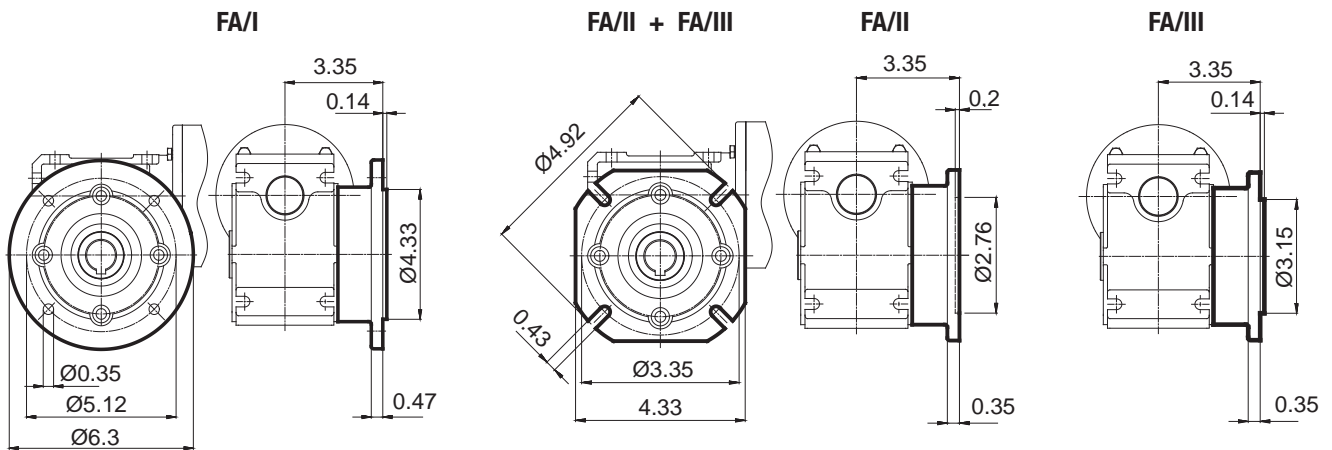
SK 1SI50



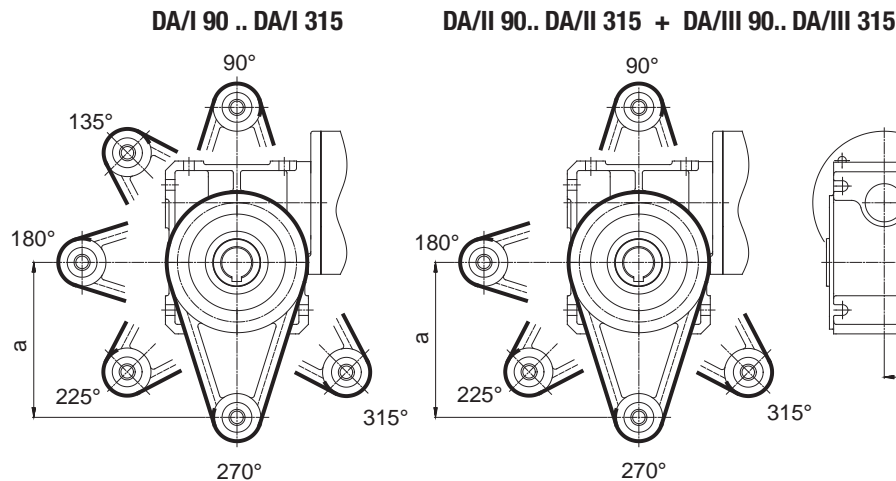
Plug-in Shafts



Output Flange B5

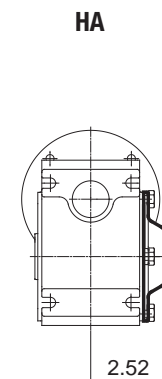


Torque Support




	a	c	h	k
I	5.12	1.42	1.26	1.42
II	4.33	1.61	0.55	0.55
III	3.94	1.61	0.55	0.55

Covering Cap

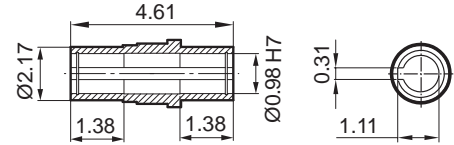
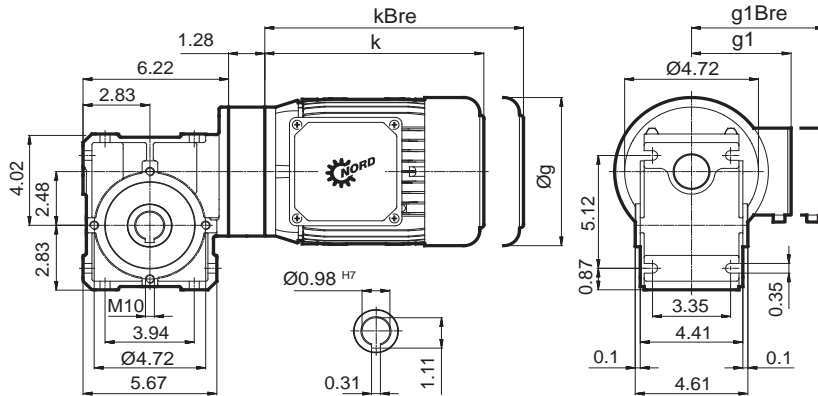


UNIVERSAL
Worm gear units

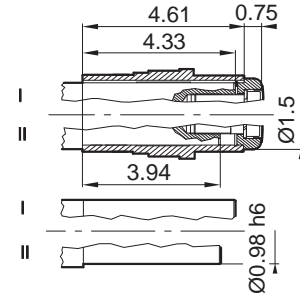


SK 1SI63

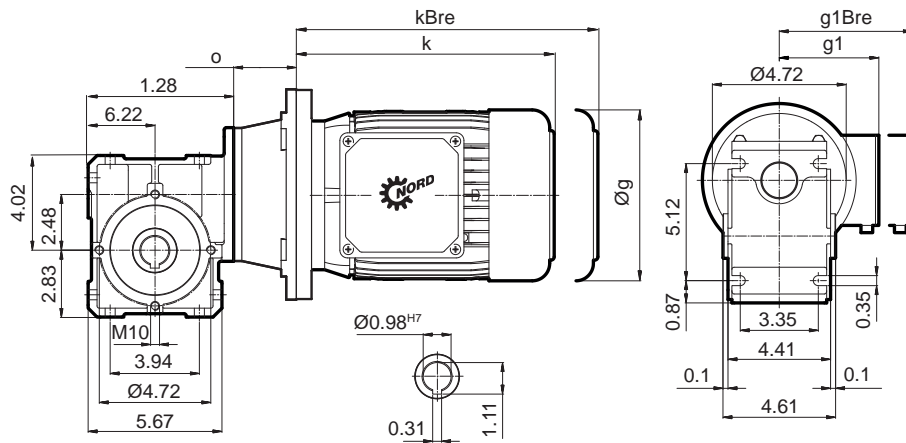
Worm Gear Unit Motor



SK 1SI 63 B



± ↗ A58	SK 1SI 63 IEC63 63 SP/LP	SK 1SI 63 IEC71 71 SP/LP	SK 1SI 63 IEC80 80 LP	SK 1SI 63 IEC90 90 SP/LP
g	5.12	5.71	6.50	7.20
g1	4.57	4.88	5.59	5.79
g1Bre	4.88	5.24	5.63	5.83
k	7.56	8.43	9.29	10.87
kBre	9.76	10.71	11.81	13.82



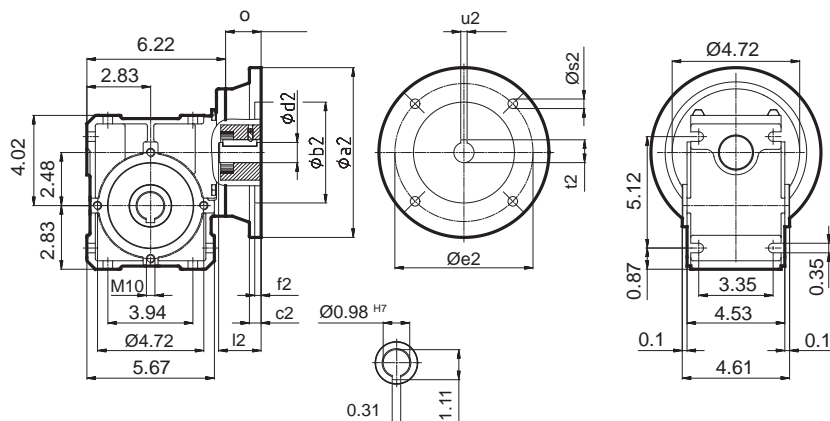
± ↗ A58	SK 1SI 63 56C 63 SP/LP	SK 1SI 63 56C 71 SP/LP	SK 1SI 63 56C 80 SP/LP	SK 1SI 63 140TC 80 LP	SK 1SI 63 140TC 90 SP/LP	SK 1SI 63 180TC 100 LP
g	5.12	5.71	6.50	6.50	7.20	7.91
g1	4.53	4.88	5.59	5.59	5.79	6.65
g1Bre	4.84	5.24	5.63	5.63	5.83	6.26
k	7.56	8.43	9.45	9.45	11.02	12.05
kBre	9.76	10.71	11.97	11.97	13.98	15.63
o	1.46	1.46	1.46	1.93	1.93	3.06

UNIVERSAL
Worm gear units

SK 1SI63



Worm Gear Unit for Attachment to IEC/NEMA Standard Motors



IEC Standard Motor Adapter

IEC	Øa2	Øb2	Øc2	Ød2	Øe2	f2	l2	o	Øs2	t2	u2
56 - C105	4.13	2.76	-	0.35	3.35	0.12	0.79	1.28	0.28	0.45	0.12
56 - A120	4.72	3.15	-	0.35	3.94	0.14	0.79	1.28	0.28	0.45	0.12
63 - C90	3.54	2.36	-	0.43	2.95	0.12	0.91	1.28	0.24	0.50	0.16
63 - C120	4.72	3.15	-	0.43	3.94	0.14	0.91	1.28	0.28	0.50	0.16
63 - A140	5.51	3.74	0.31	0.43	4.53	0.14	0.91	1.28	0.35	0.50	0.16
71 - C105	4.13	2.76	-	0.55	3.35	0.12	1.18	1.28	0.28	0.64	0.20
71 - C140	5.51	3.74	-	0.55	4.53	0.14	1.18	1.28	0.35	0.64	0.20
71 - C160	6.30	4.33	0.31	0.55	5.12	0.16	1.18	1.28	0.35	0.64	0.20
80 - C120	4.72	3.15	-	0.75	3.94	0.14	1.57	1.28	0.28	0.86	0.24
80 - C160	6.30	4.33	0.31	0.75	5.12	0.16	1.57	1.28	0.35	0.86	0.24
80 - A200	7.87	5.12	0.79	0.75	6.50	0.16	1.57	1.28	M10	0.86	0.24
90 - C140	5.51	3.74	-	0.94	4.53	0.14	1.97	1.28	0.35	1.07	0.31
90 - C160	6.30	4.33	0.31	0.94	5.12	0.16	1.97	1.28	0.35	1.07	0.31
90 - A200	7.87	5.12	0.79	0.94	6.50	0.16	1.97	1.28	M10	1.07	0.31

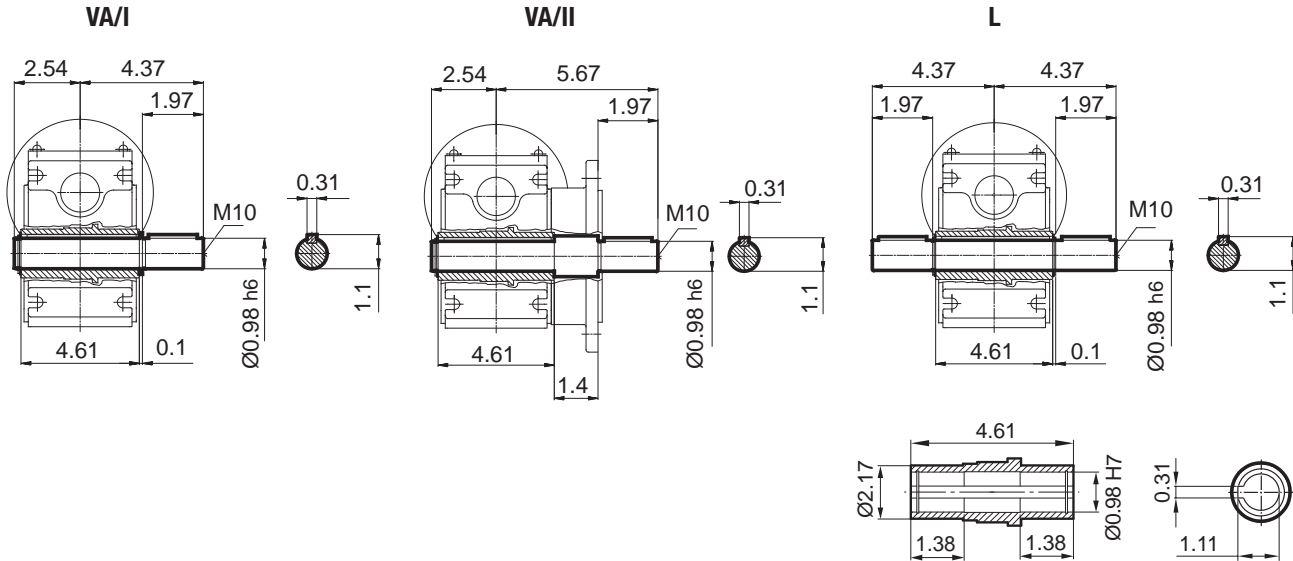
NEMA Standard Motor Adapter

NEMA	Øa2	Øb2	Øc2	Ød2	Øe2	f2	l2	o	Øs2	t2	u2
56C	6.54	4.50	0.50	0.63	5.88	0.16	2.06	1.46	0.43	0.71	0.19
140TC	6.54	4.50	0.50	0.88	5.88	0.16	2.12	1.93	0.43	0.96	0.19
180TC	9.17	8.50	0.63	1.13	7.25	0.25	2.62	3.06	0.59	1.24	0.25

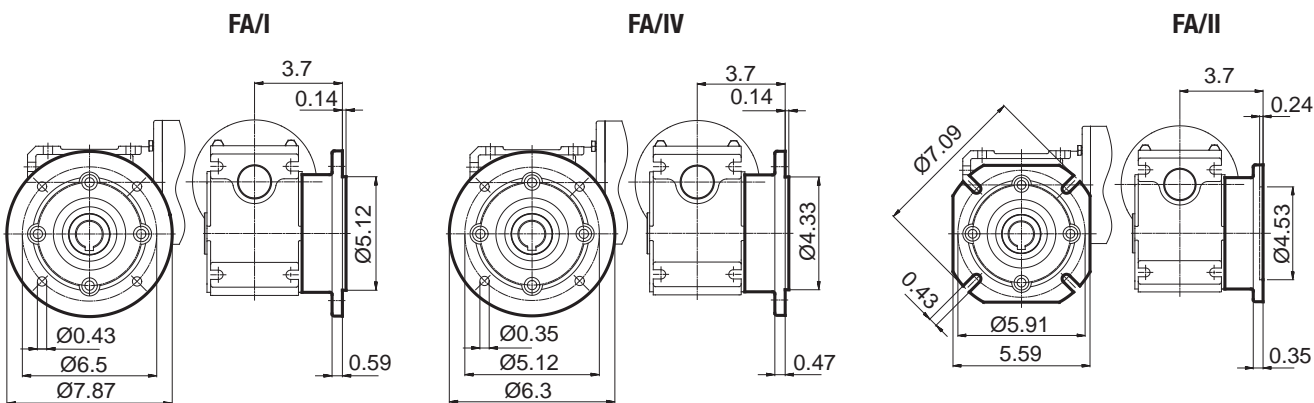


SK 1SI63

Plug-in Shafts

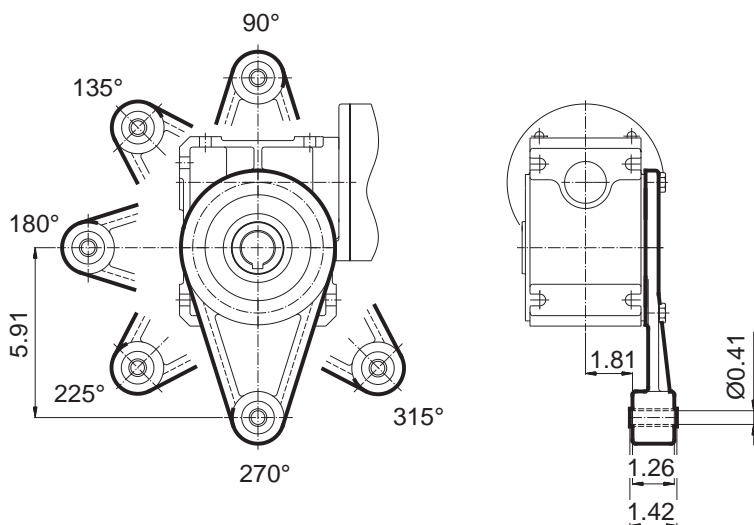


Output Flange B5



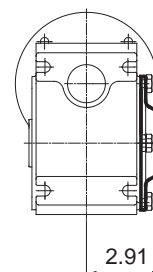
Torque Support

DA/I 90 .. DA/I 315



Covering Cap

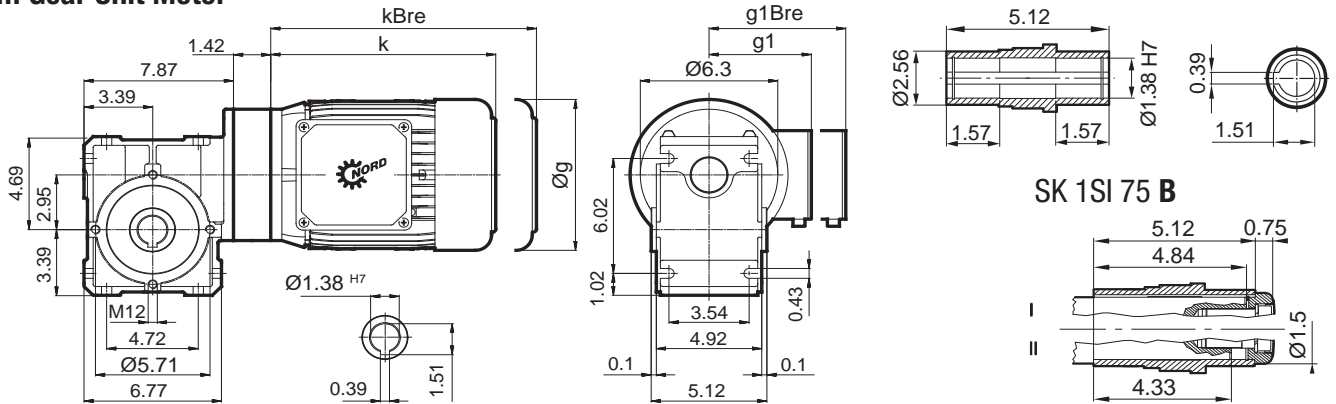
HA



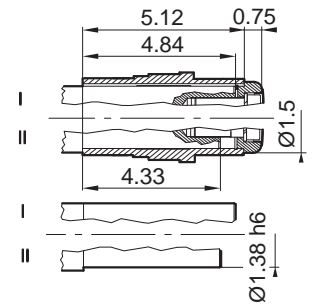
SK 1SI75



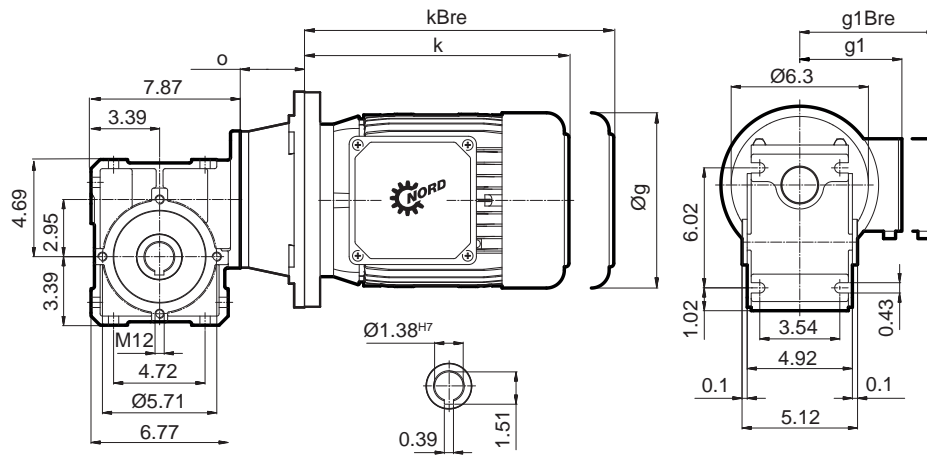
Worm Gear Unit Motor



SK 1SI 75 B



± ↕ A58	SK 1SI 75 IEC71 71 SP/LP	SK 1SI 75 IEC80 80 LP	SK 1SI 75 IEC90 90 SP/LP	SK 1SI 75 IEC100 90 LP/AP	SK 1SI 75 IEC112 112 MP
g	5.71	6.50	7.20	7.91	8.98
g1	4.88	5.59	5.79	6.65	7.05
g1Bre	5.24	5.63	5.83	6.26	6.69
k	8.43	9.29	10.87	12.05	13.82
kBre	10.71	11.81	13.82	15.63	17.48

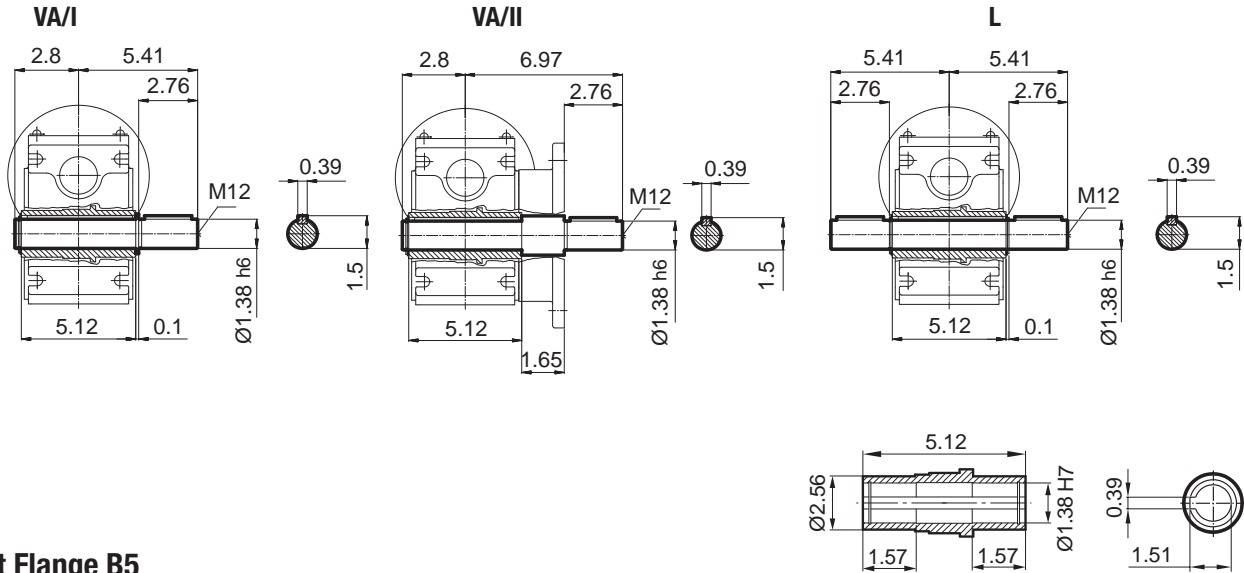


± ↕ A58	SK 1SI 75 56C 71 SP/LP	SK 1SI 75 80 80 SP/LP	SK 1SI 75 140TC 80 LP	SK 1SI 75 140TC 90 SP/LP	SK 1SI 75 180TC 100 LP	SK 1SI 75 180TC 112 MP
g	5.71	6.50	6.50	7.20	7.91	8.98
g1	4.88	5.59	5.59	5.79	6.65	7.05
g1Bre	5.24	5.63	5.63	5.83	6.26	6.69
k	8.43	9.45	9.45	11.02	12.05	13.81
kBre	10.71	11.97	11.97	13.98	15.63	-
o	1.61	1.61	1.61	1.61	2.16	2.16

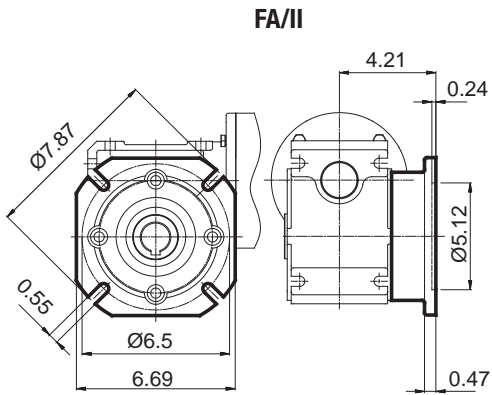
SK 1SI75



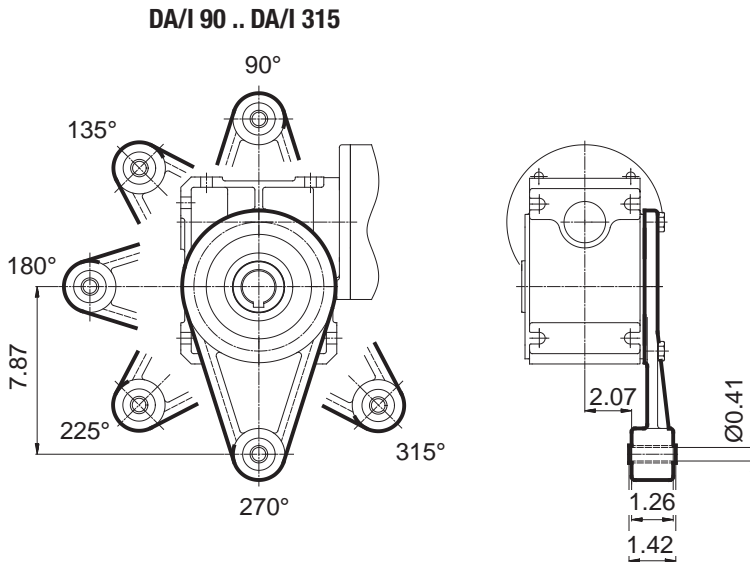
Plug-in Shafts



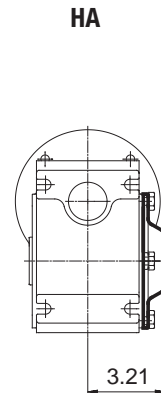
Output Flange B5



Torque Support



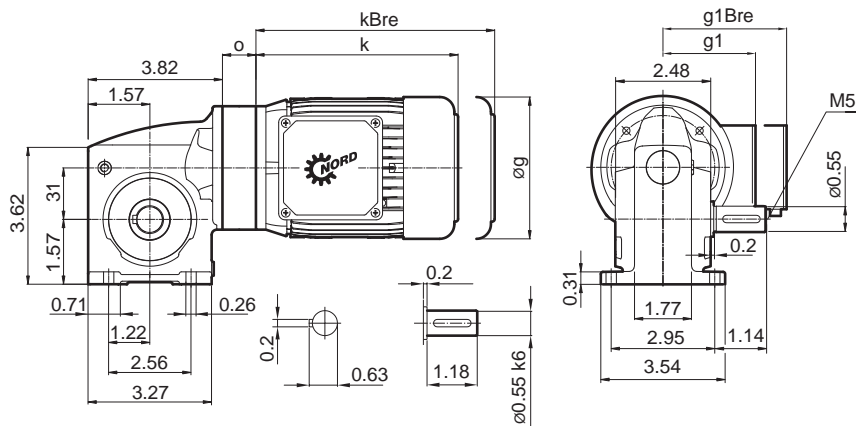
Covering Cap



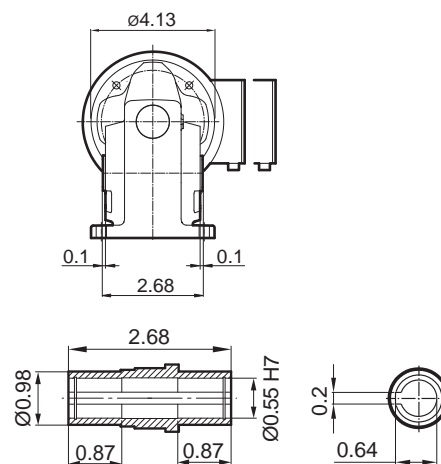
SK 1SMI 31



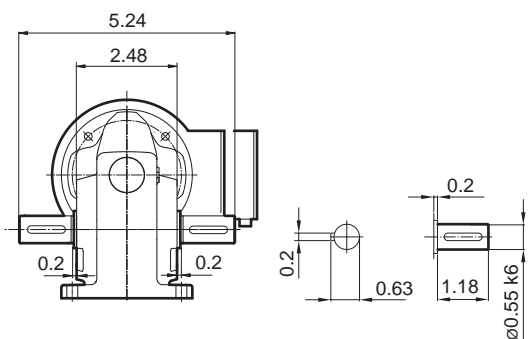
SK 1SMI 31 VX



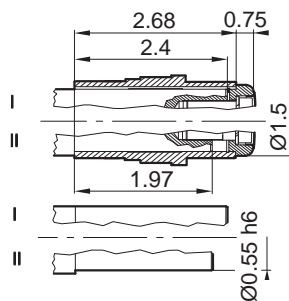
SK 1SMI 31 AX



SK 1SMI 31 LX



SK 1SMI 31 AXB(AZB)

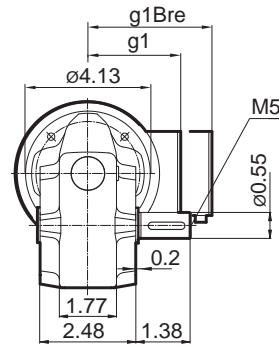
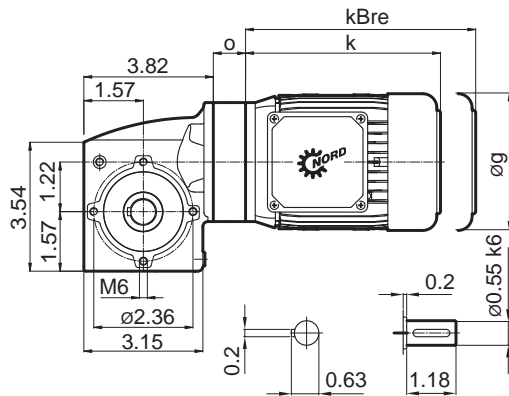


$\pm \rightarrow$ A58	63 SP/LP	71 SP/LP
g	5.12	5.71
g1	4.57	4.88
g1Bre	4.88	5.24
k	7.56	8.43
kBre	9.76	10.71
o	1.16	1.16

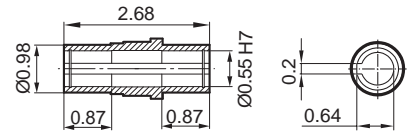
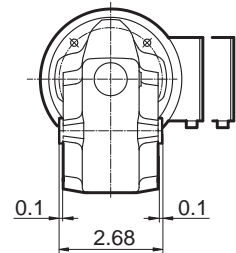


SK 1SMI 31

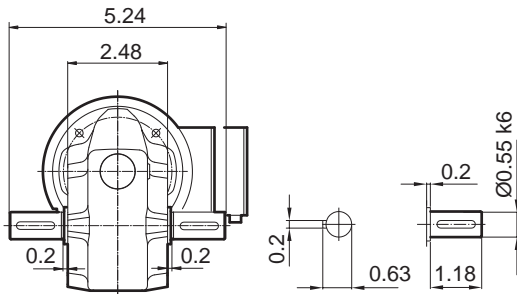
SK 1SMI 31 VZ



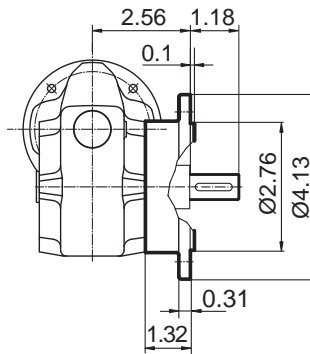
SK 1SMI 31 AZ



SK 1SMI 31 LZ

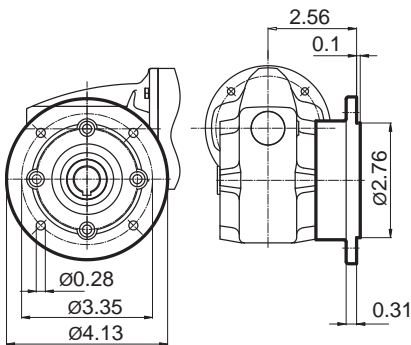


SK 1SMI 31 VF

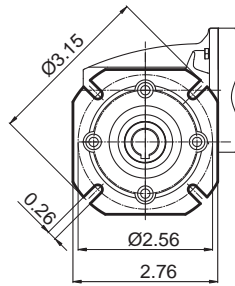


Output flange B5

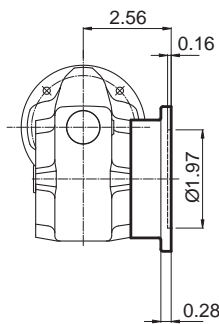
FA/I



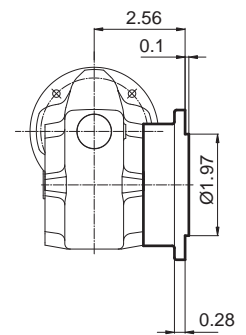
FA/II + F/III



FA/II

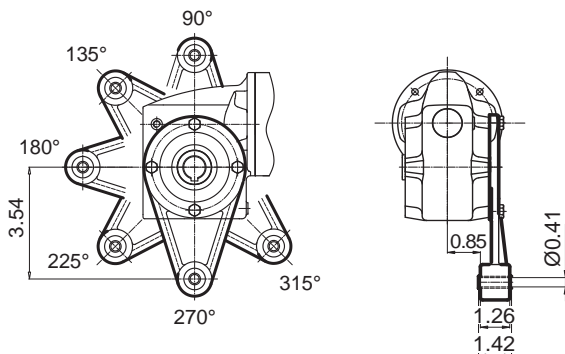


FA/III



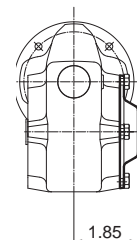
Torque support

DA/I 90 .. DA/I 315



Covering cap

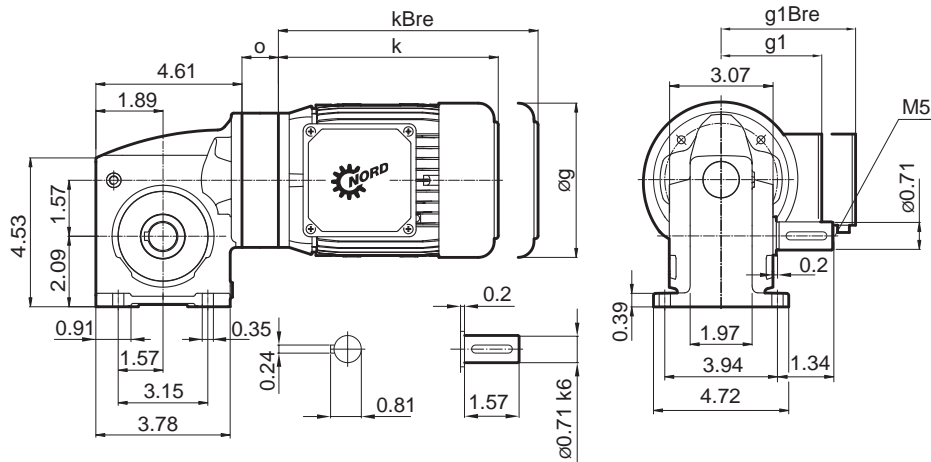
HA



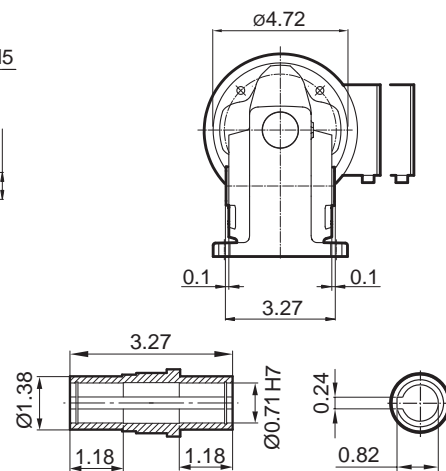
SK 1SMI 40



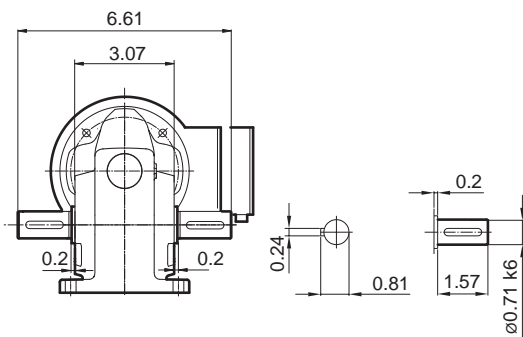
SK 1SMI 40 VX



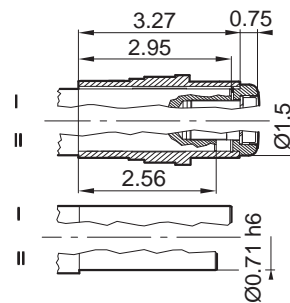
SK 1SMI 40 AX




SK 1SMI 40 LX



SK 1SMI 40 AXB(AZB)

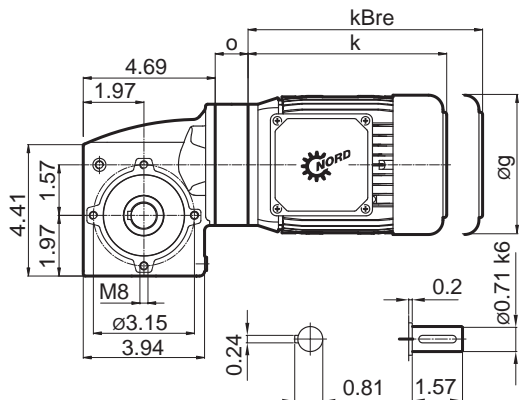


$\pm \rightarrow$ A58	63 SP/LP	71 SP/LP	80 LP
g	5.12	5.71	6.50
g1	4.57	4.88	5.59
g1Bre	4.88	5.24	5.63
k	7.56	8.43	9.29
kBre	9.76	10.71	11.81
o	1.16	1.16	1.28

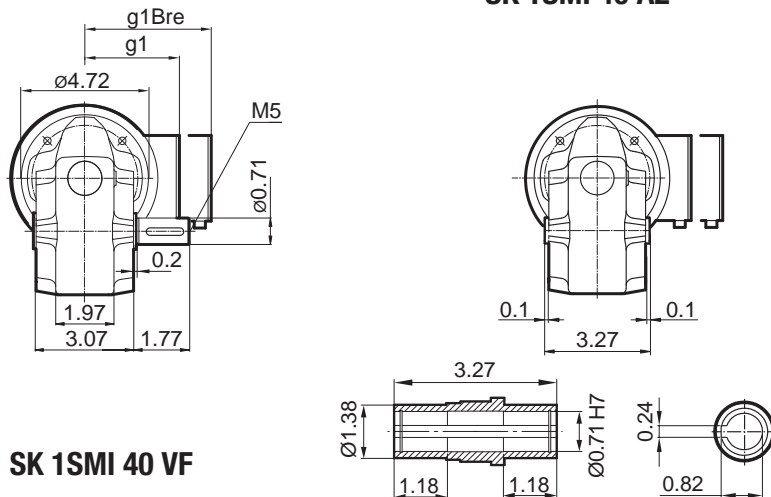


SK 1SMI 40

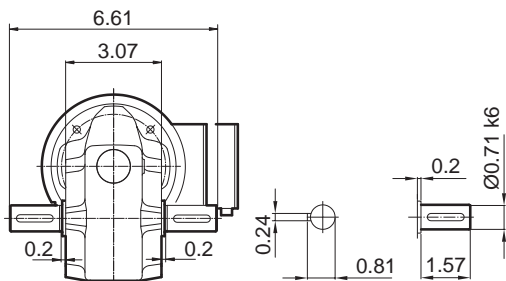
SK 1SMI 40 VZ



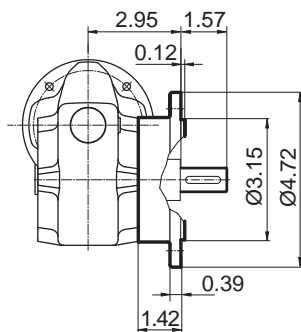
SK 1SMI 40 AZ



SK 1SMI 40 LZ

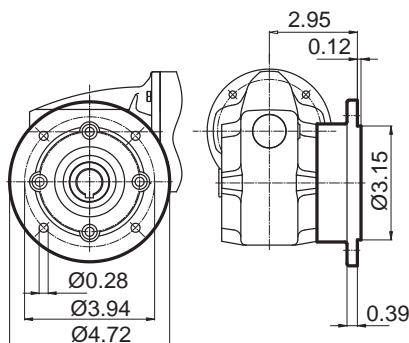


SK 1SMI 40 VF

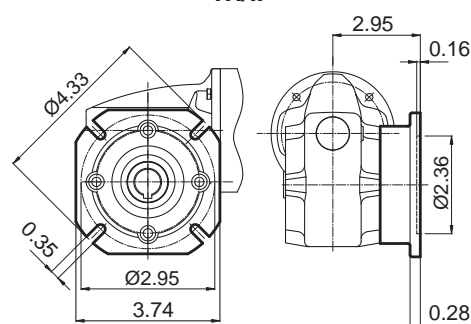


Output Flange B5

FA/I

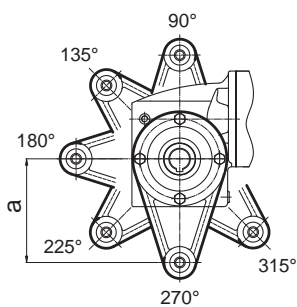


FA/II

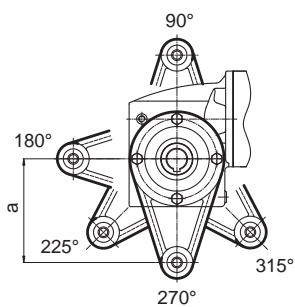


Torque Support

DA/I 90 ... DA/I 315



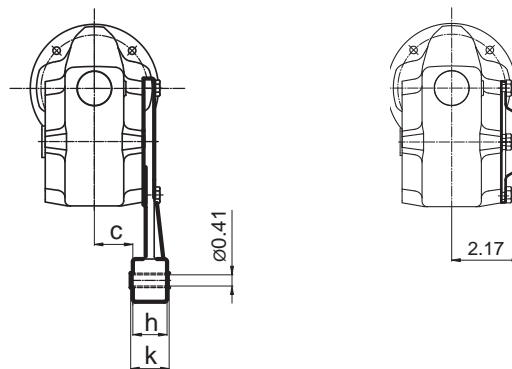
DA/III 90 ... DA/III 315



	a	c	h	k
I	5.12	1.14	1.26	1.42
III	3.94	1.34	0.55	0.55

Covering Cap

HA

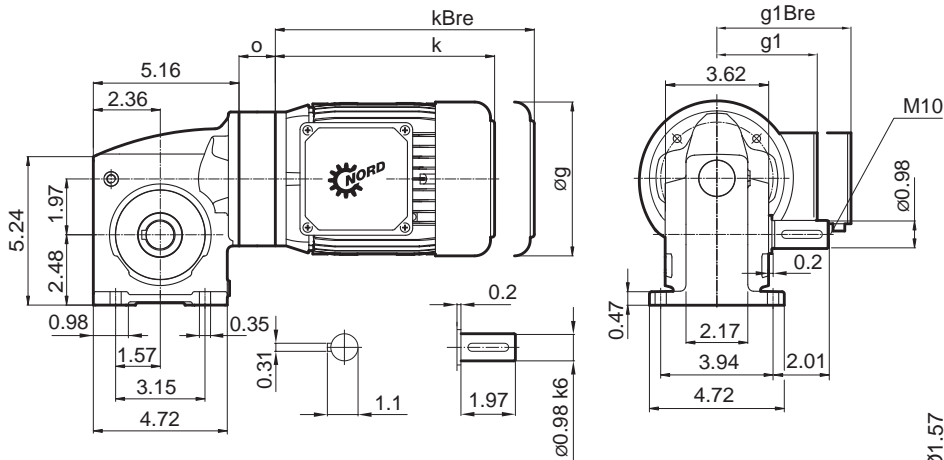


UNIVERSAL
Worm gear units

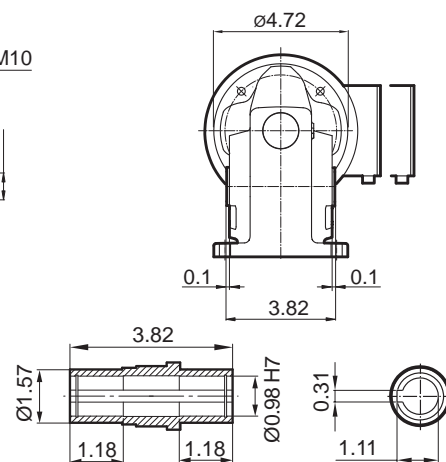
SK 1SMI 50



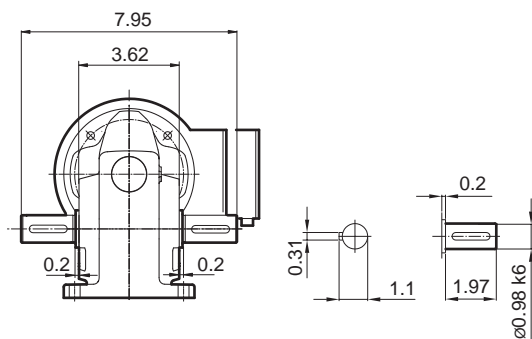
SK 1SMI 50 VX



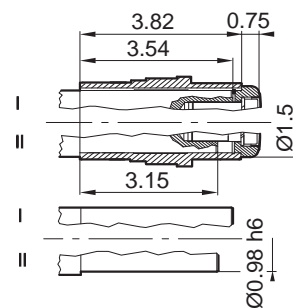
SK 1SMI 50 AX



SK 1SMI 50 LX



SK 1SMI 50 AXB(AZB)

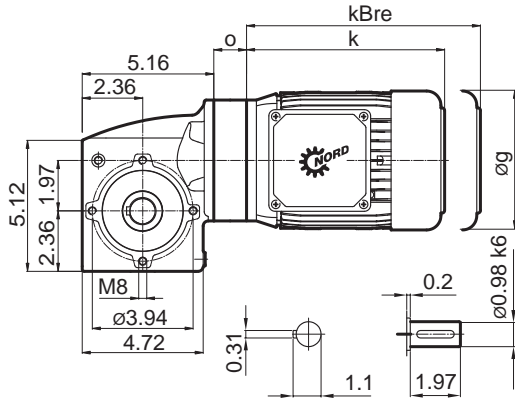


\pm A58	63 SP/LP	71 SP/LP	80 LP	90 SP/LP
g	5.12	5.71	6.50	7.20
g1	4.57	4.88	5.59	5.79
g1Bre	4.88	5.24	5.63	5.83
k	7.56	8.43	9.29	10.87
kBre	9.76	10.71	11.81	13.82
o	1.16	1.16	1.28	1.79

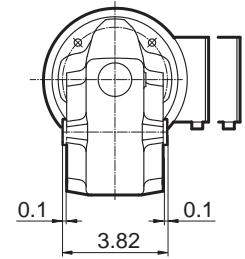
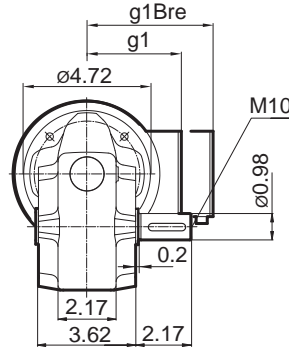


SK 1SMI 50

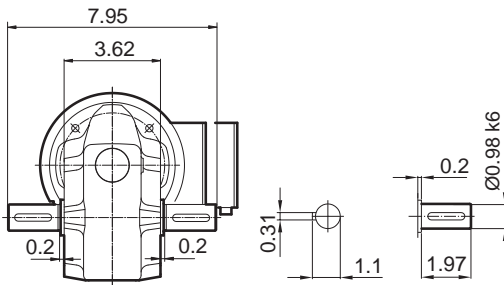
SK 1SMI 50 VZ



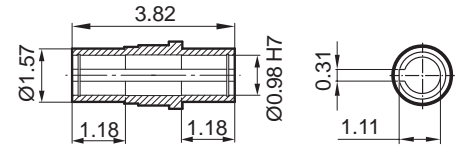
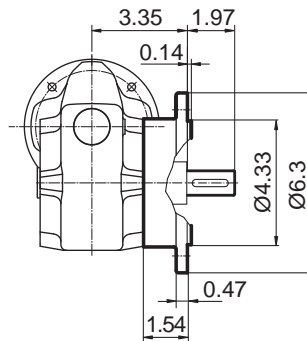
SK 1SMI 50 AZ



SK 1SMI 50 LZ



SK 1SMI 50 VF



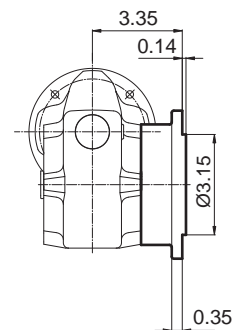
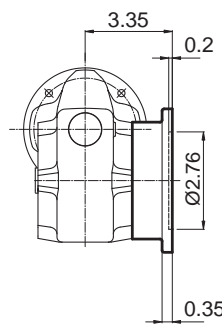
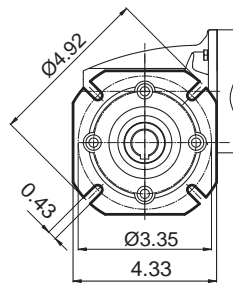
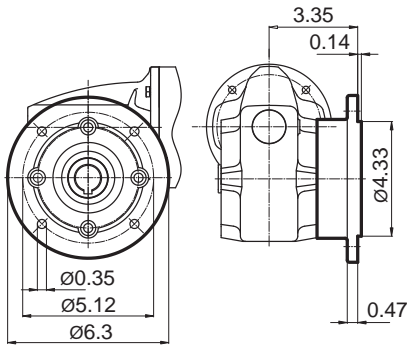
Output Flange B5

FA/I

FA/II + FA/III

FA/II

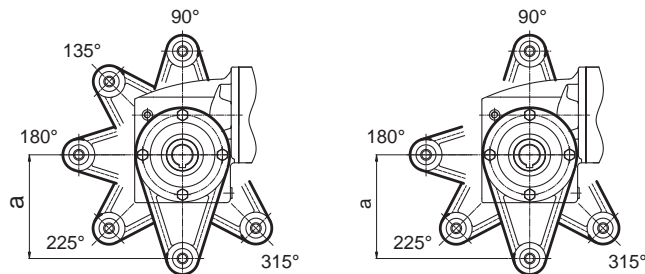
FA/III



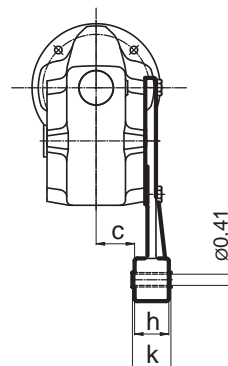
Torque Support

DA/I 90 ... DA/I 315

DA/II 90.. DA/II 315 + DA/III 90.. DA/III 315

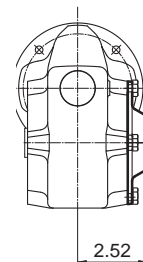


	a	c	h	k
I	5.12	1.42	1.26	1.42
II	4.33	1.61	0.55	0.55
III	3.94	1.61	0.55	0.55



Covering Cap

HA

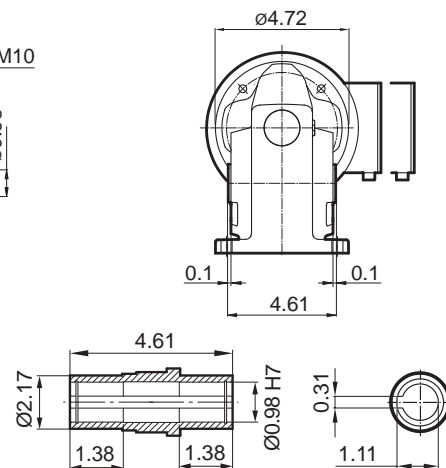
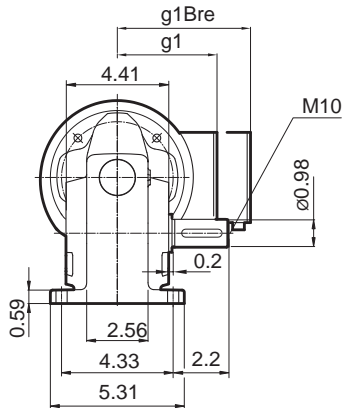
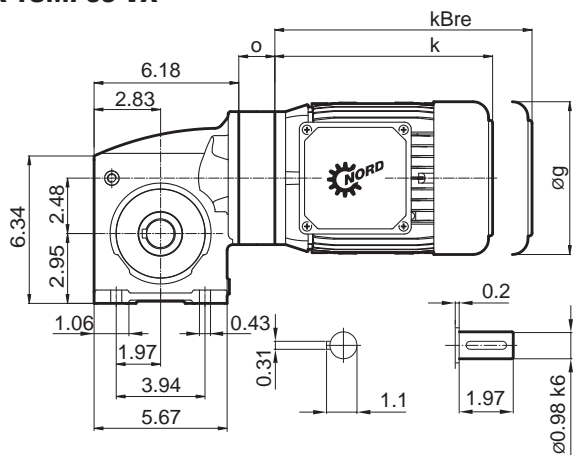


SK 1SMI 63



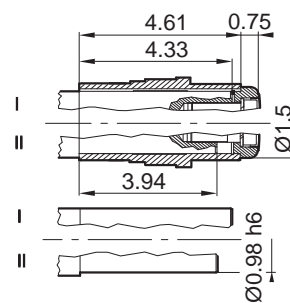
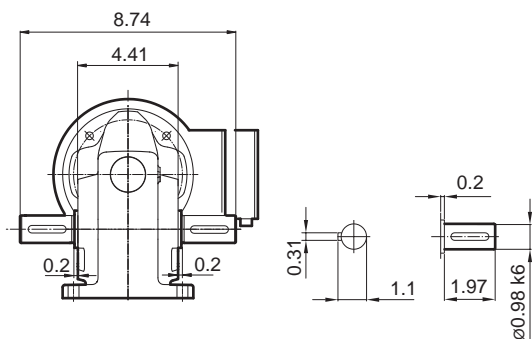
SK 1SMI 63 VX

SK 1SMI 63 AX



SK 1SMI 63 LX

SK 1SMI 63 AXB(AZB)

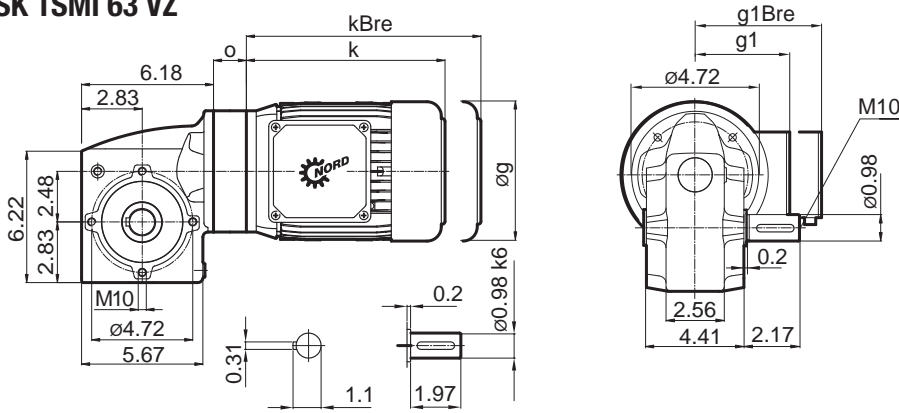


± ⇄ A58	63 SP/LP	71 SP/LP	80 LP	90 SP/LP
g	5.12	5.71	6.50	7.20
g1	4.57	4.88	5.59	5.79
g1Bre	4.88	5.24	5.63	5.83
k	7.56	8.43	9.29	10.87
kBre	9.76	10.71	11.81	13.82
o	1.28	1.28	1.28	1.28

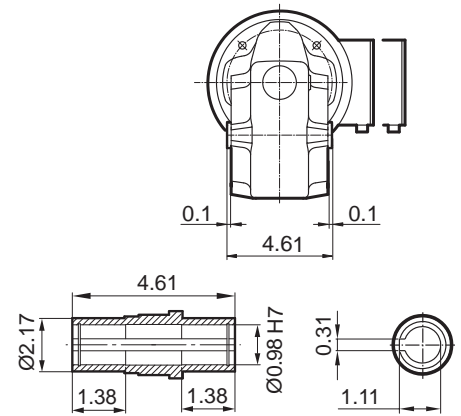


SK 1SMI 63

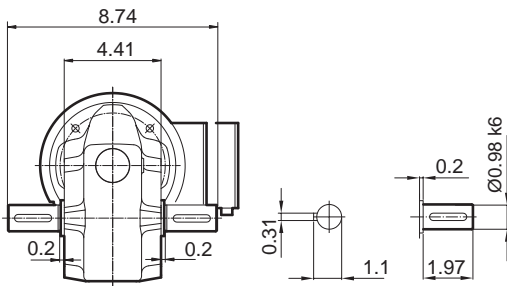
SK 1SMI 63 VZ



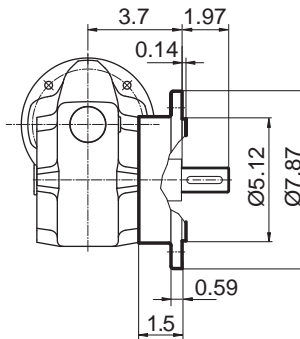
SK 1SMI 63 AZ



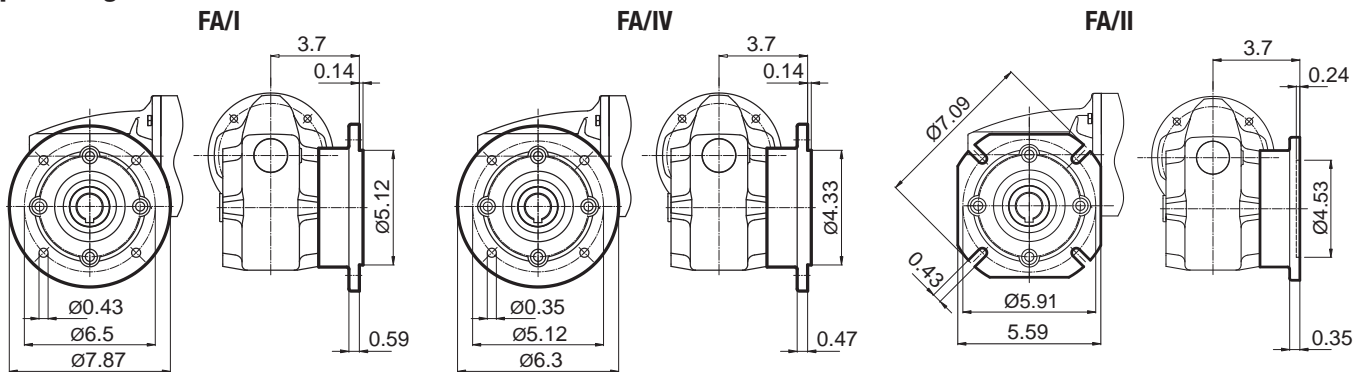
SK 1SMI 63 LZ



SK 1SMI 63 VF

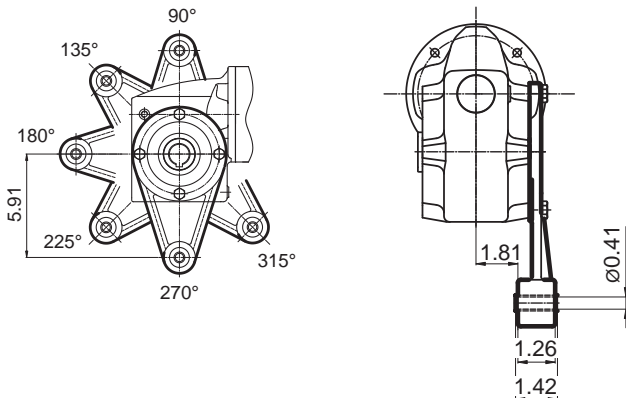


Output Flange B5



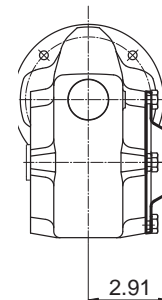
Torque Support

DA/I 90 ... DA/I 315



Covering Cap

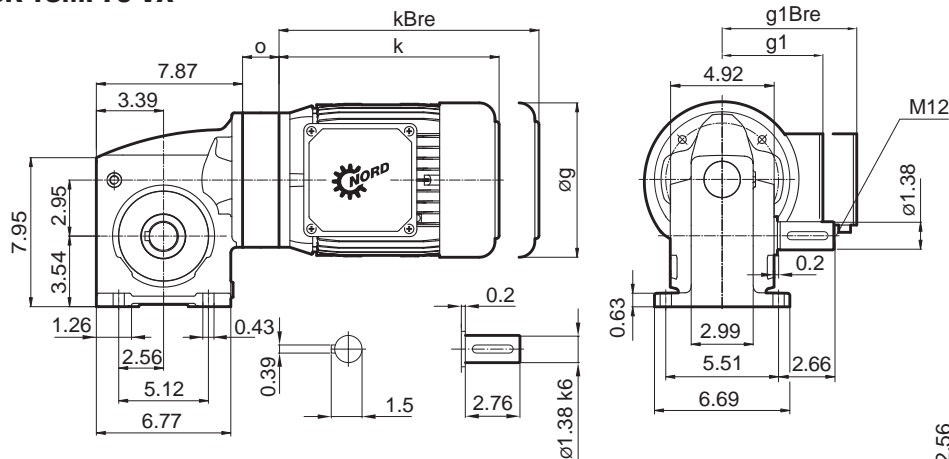
HA



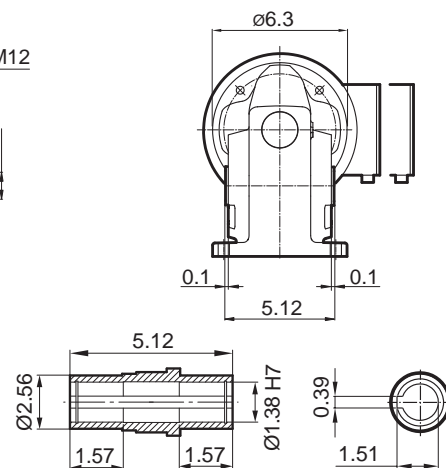
SK 1SMI 75



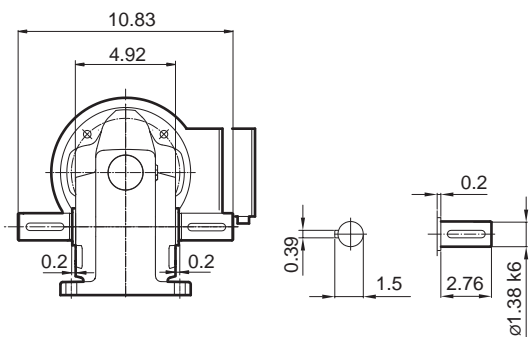
SK 1SMI 75 VX



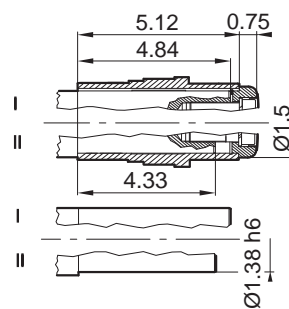
SK 1SMI 75 AX



SK 1SMI 75 LX



SK 1SMI 75 AXB(AZB)

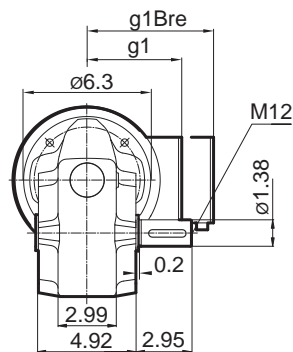
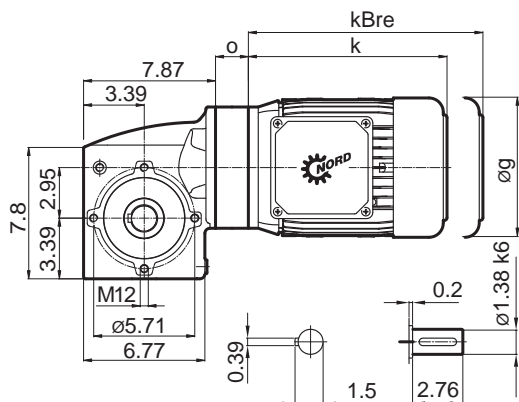


$\pm \Rightarrow$ A58	71 SP/LP	80 LP	90 SP/LP	100 SP/LP	112 MP
g	5.71	6.50	7.20	7.91	8.98
g1	4.88	5.59	5.79	6.65	7.05
g1Bre	5.24	5.63	5.83	6.26	6.69
k	8.43	9.29	10.87	12.05	13.82
kBre	10.71	11.81	13.82	15.63	17.48
o	1.42	1.42	1.42	1.42	1.42

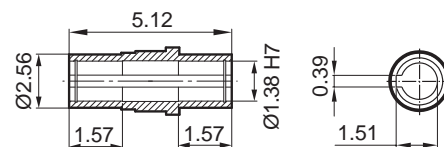
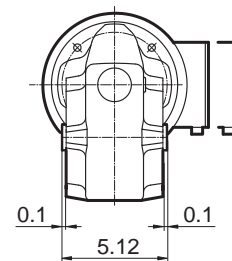


SK 1SMI 75

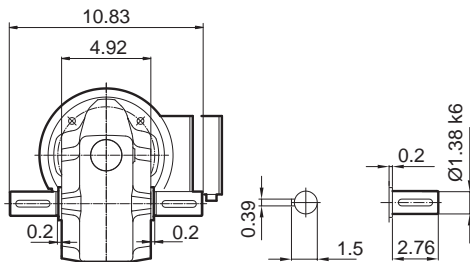
SK 1SMI 75 VZ



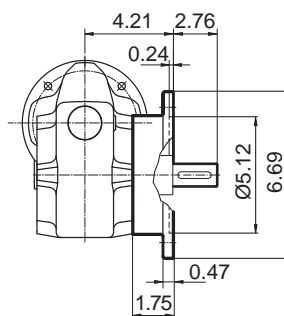
SK 1SMI 75 AZ



SK 1SMI 75 LZ

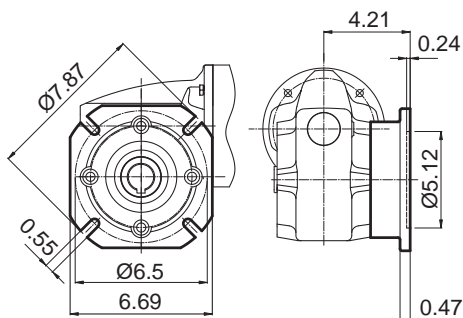


SK 1SMI 75 VF



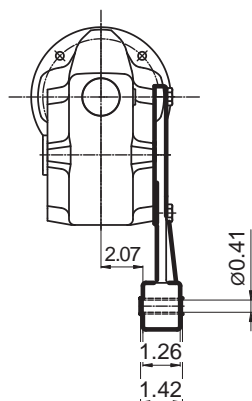
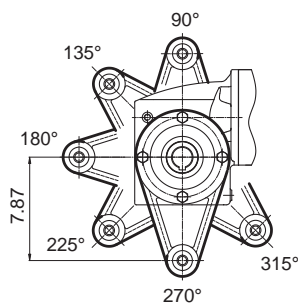
Output Flange B5

FA/II



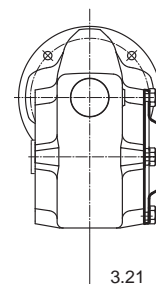
Torque Support

DA/I 90 ... DA/I 315



Covering Cap

HA



SK 1SI 40 ... 50 ... 63/H10 SK 1SMI 40 ... 50 ... 63/H10

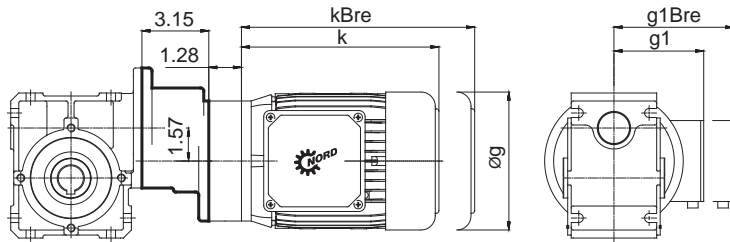


Helical Input Stage Type H10

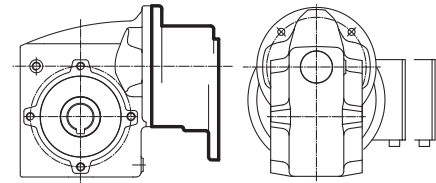
The helical input stage has a speed ratio $i=10$ and can be attached to the UNIVERSAL SI worm gear units SK 1SI40, SK 1SI50 and SK 1SI63 as well as for the UNIVERSAL SMI worm gear units SK 1SMI40, SK 1SMI50 and SK 1SMI63. The helical input enables the configuration of 2-stage helical worm gear drives.

Helical Worm Gear Motors (IEC)

SK 1SI...



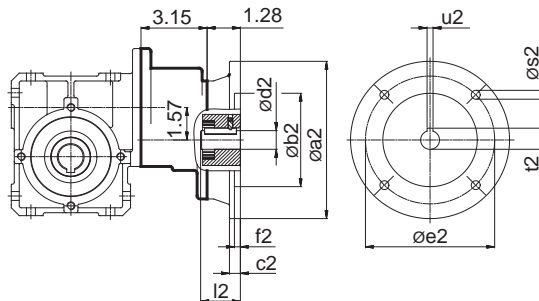
SK 1SMI...



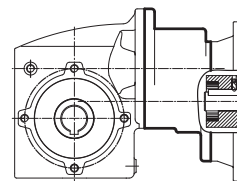
± ⇄ A58	63 SP/LP	71 SP/LP
g	5.12	5.71
g1	4.53	4.88
g1Bre	4.84	5.24
k	7.56	8.43
kBre	9.76	10.71

Helical Worm Gear Unit for Attachment to IEC Standard Motors

SK 1SI...



SK 1SMI...



IEC Standard Motor Adapter

IEC	Øa2	Øb2	Øc2	Ød2	Øe2	f2	l2	Øs2	t2	u2
56 - C105	4.13	2.76	-	0.35	3.35	0.12	0.79	0.28	0.45	0.12
56 - A120	4.72	3.15	-	0.35	3.94	0.14	0.79	0.28	0.45	0.12
63 - C90	3.54	2.36	-	0.43	2.95	0.12	0.91	0.24	0.50	0.16
63 - C120	4.72	3.15	-	0.43	3.94	0.14	0.91	0.28	0.50	0.16
63 - A140	5.51	3.74	0.31	0.43	4.53	0.14	0.91	0.35	0.50	0.16
71 - C105	4.13	2.76	-	0.55	3.35	0.12	1.18	0.28	0.64	0.20
71 - C140	5.51	3.74	-	0.55	4.53	0.14	1.18	0.35	0.64	0.20
71 - C160	6.30	4.33	0.31	0.55	5.12	0.16	1.18	0.35	0.64	0.20
80 - C120	4.72	3.15	-	0.75	3.94	0.14	1.57	0.28	0.86	0.24
80 - C160	6.30	4.33	0.31	0.75	5.12	0.16	1.57	0.35	0.86	0.24
80 - A200	7.87	5.12	0.79	0.75	6.50	0.16	1.57	M10	0.86	0.24



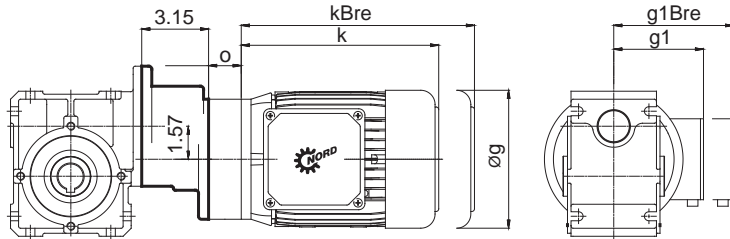
SK 1SI 40 ... 50 ... 63/H10
SK 1SMI 40 ... 50 ... 63/H10

Helical Input Stage Type H10

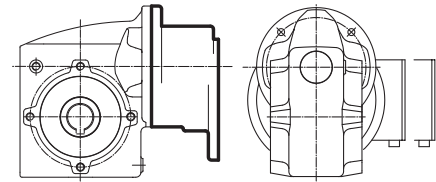
The helical input stage has a speed ratio $i=10$ and can be attached to the UNIVERSAL SI worm gear units SK 1SI40, SK 1SI50 and SK 1SI63 as well as for the UNIVERSAL SMI worm gear units SK 1SMI40, SK 1SMI50 and SK 1SMI63.
 The helical input enables the configuration of 2-stage helical worm gear drives.

Helical Worm Gear Motors (NEMA)

SK 1SI...



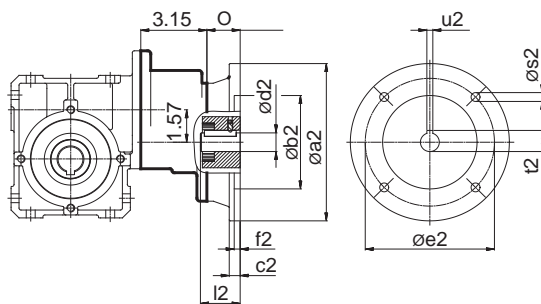
SK 1SMI...



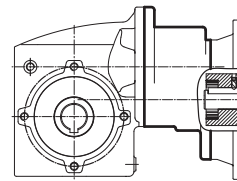
± → A58	63 SP/LP 56C	71 SP/LP 56C	80 LP 56C	80 LP 140TC	90 SP/LP 40TC
g	5.12	5.71	6.50	6.50	7.20
g1	4.53	4.88	5.59	5.59	5.79
g1Bre	4.84	5.24	5.63	5.63	5.83
k	7.56	8.43	9.45	9.45	11.02
kBre	9.76	10.71	11.97	11.97	13.98
o	1.46	1.46	1.46	1.93	1.93

Helical Worm Gear Unit for Attachment to NEMA Standard Motors

SK 1SI...



SK 1SMI...



NEMA Standard Motor Adapter

NEMA	Øa2	Øb2	Øc2	Ød2	Øe2	f2	l2	Øs2	t2	u2	0
N56C	6.54	4.50	0.50	0.63	5.88	0.16	2.06	0.43	0.71	0.19	1.46
N140TC	6.54	4.50	0.50	0.88	5.88	0.16	2.12	0.43	0.96	0.19	1.93

SK 1SI 75/H10 SK 1SMI 75/H10

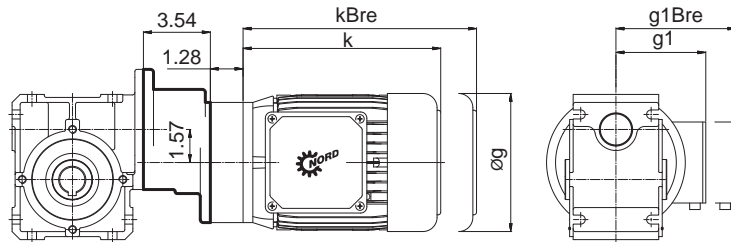


IEC Standard Motor Adapter

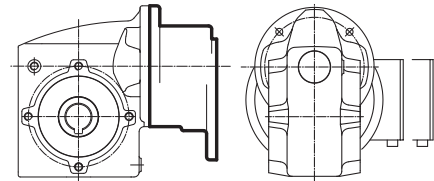
The helical input stage has a speed ratio $i=10$ and can be attached to the worm gear units SK 1SI75 and SK 1SMI75. The helical input enables the configuration of 2-stage helical worm gear drives.

Helical Worm Gear Motors

SK 1SI...



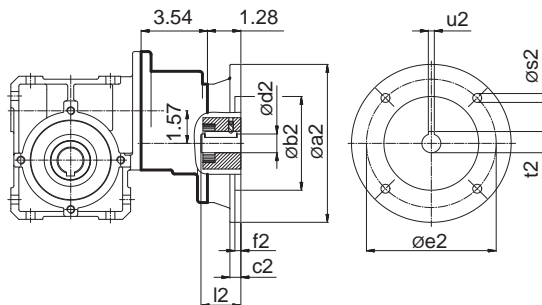
SK 1SMI...



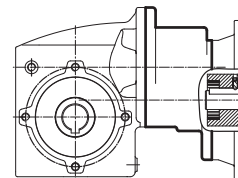
$\pm \Rightarrow$ A58	63 SP/LP	71 SP/LP	80 LP
g	5.12	5.71	6.50
g1	4.53	4.88	5.59
g1Bre	4.84	5.24	5.63
k	7.56	8.43	9.29
kBre	9.76	10.71	11.81

Helical Worm Gear Unit for Attachment to IEC Standard Motors

SK 1SI...



SK 1SMI...



IEC Standard Motor Adapter

IEC	$\varnothing a2$	$\varnothing b2$	$\varnothing c2$	$\varnothing d2$	$\varnothing e2$	f2	l2	$\varnothing s2$	t2	u2
56 - C105	4.13	2.76	-	0.35	3.35	0.12	0.79	0.28	0.45	0.12
56 - A120	4.72	3.15	-	0.35	3.94	0.14	0.79	0.28	0.45	0.12
63 - C90	3.54	2.36	-	0.43	2.95	0.12	0.91	0.24	0.50	0.16
63 - C120	4.72	3.15	-	0.43	3.94	0.14	0.91	0.28	0.50	0.16
63 - A140	5.51	3.74	0.31	0.43	4.53	0.14	0.91	0.35	0.50	0.16
71 - C105	4.13	2.76	-	0.55	3.35	0.12	1.18	0.28	0.64	0.20
71 - C140	5.51	3.74	-	0.55	4.53	0.14	1.18	0.35	0.64	0.20
71 - C160	6.30	4.33	0.31	0.55	5.12	0.16	1.18	0.35	0.64	0.20
80 - C120	4.72	3.15	-	0.75	3.94	0.14	1.57	0.28	0.86	0.24
80 - C160	6.30	4.33	0.31	0.75	5.12	0.16	1.57	0.35	0.86	0.24
80 - A200	7.87	5.12	0.79	0.75	6.50	0.16	1.57	M10	0.86	0.24



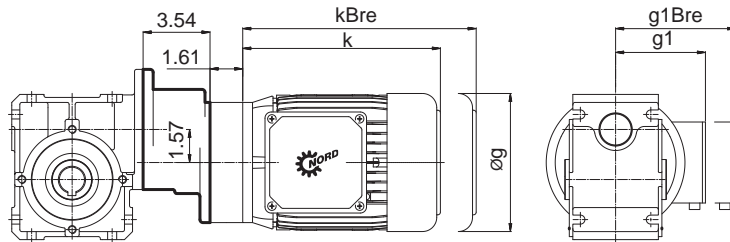
SK 1SI 75/H10 SK 1SMI 75/H10

NEMA Standard Motor Adapter

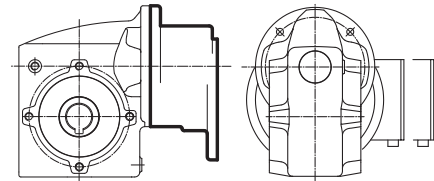
The helical input stage has a speed ratio $i=10$ and can be attached to the worm gear units SK 1SI75 and SK 1SMI75. The helical input enables the configuration of 2-stage helical worm gear drives.

Helical Worm Gear Motors

SK 1SI...



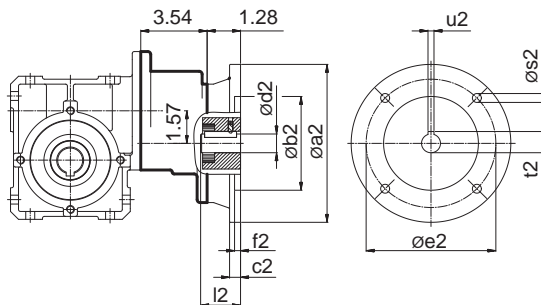
SK 1SMI...



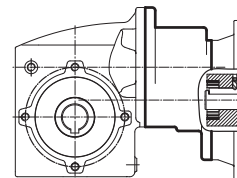
± ↕ A58	63 SP/LP 56C	71 SP/LP 56C	80 SP 56C	80 LP 140TC	90 SP/LP 140TC
g	5.08	5.75	6.46	6.46	7.20
g1	4.59	4.90	5.61	5.61	5.81
g1Bre	4.84	5.20	5.59	5.59	5.79
k	7.57	8.43	9.45	9.45	11.02
kBre	9.76	10.71	11.97	12.40	14.61

Helical Worm Gear Unit for Attachment to NEMA Standard Motors

SK 1SI...



SK 1SMI...



NEMA Standard Motor Adapter

NEMA	øa2	øb2	øc2	ød2	øe2	f2	l2	øs2	t2	u2
N56C	6.54	4.50	0.50	0.63	5.88	0.18	1.46	0.43	0.71	0.19
N140TC	6.54	4.50	0.50	0.88	5.88	0.18	1.93	0.43	0.96	0.19

SK 1SI 40 ... 50 ... 63/31

SK 1SMI 40 ... 50 ... 63/31



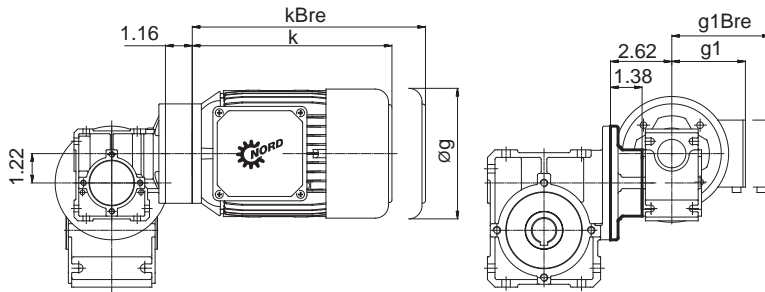
Double Worm Gear Unit Adapter

The double worm gear unit is an adapter that enables the worm gear SK 1SI31 to be used as an input stage for the worm gear units SK 1SI40, SK 1SI50, and SK 1SI63.

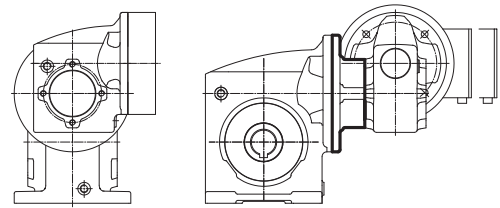
The double worm gear allows the configuration of double worm gear drives.

Double Worm Gear Motors (IEC)

SK 1SI...



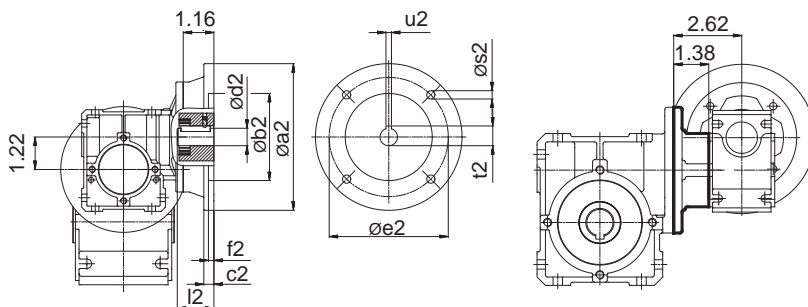
SK 1SMI...



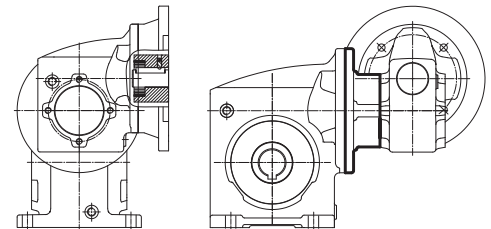
± ⇨ A58	63 SP/LP	71 SP/LP
g	5.12	5.71
g1	4.53	4.88
g1Bre	4.84	5.24
k	7.56	8.43
kBre	9.76	10.71

Double Worm Gear Unit for Attachment to IEC Standard Motors

SK 1SI...



SK 1SMI...



IEC Standard Motor Adapter

IEC	Øa2	Øb2	Øc2	Ød2	Øe2	f2	l2	Øs2	t2	u2
56 - C105	4.13	2.76	-	0.35	3.35	0.12	0.79	0.28	0.45	0.12
56 - A120	4.72	3.15	-	0.35	3.94	0.14	0.79	0.28	0.45	0.12
63 - C90	3.54	2.36	-	0.43	2.95	0.12	0.91	0.24	0.50	0.16
63 - C120	4.72	3.15	-	0.43	3.94	0.14	0.91	0.28	0.50	0.16
63 - A140	5.51	3.74	0.31	0.43	4.53	0.14	0.91	0.35	0.50	0.16
71 - C105	4.13	2.76	-	0.55	3.35	0.12	1.18	0.28	0.64	0.20
71 - C140	5.51	3.74	-	0.55	4.53	0.14	1.18	0.35	0.64	0.20



SK 1SI 40 ... 50 ... 63/31
SK 1SMI 40 ... 50 ... 63/31

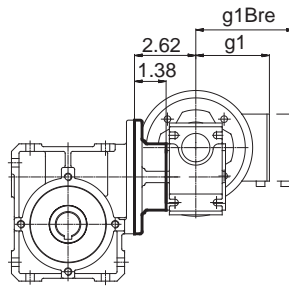
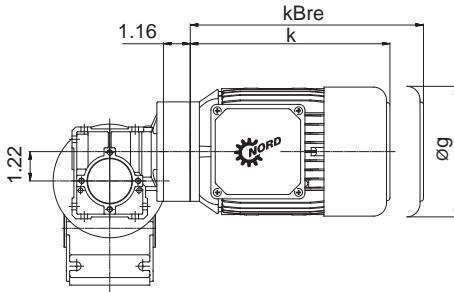
Double Worm Gear Unit Adapter

The double worm gear unit is an adapter that enables the worm gear SK 1SI31 to be used as an input stage for the worm gear units SK 1SI40, SK 1SI50, and SK 1SI63.

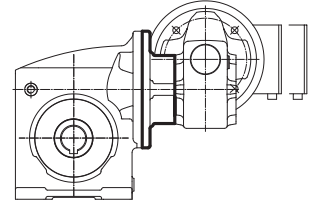
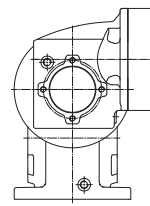
The double worm gear allows the configuration of double worm gear drives.

Double Worm Gear Motors (NEMA)

SK 1SI...



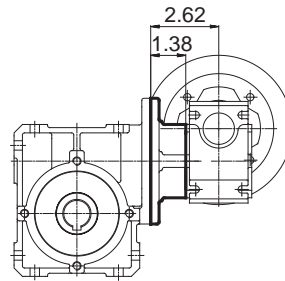
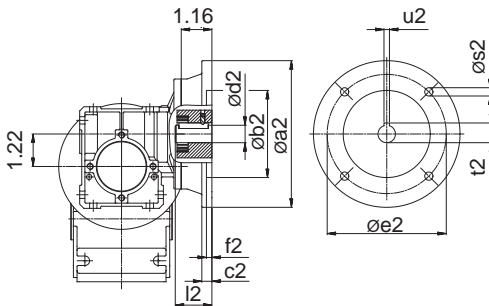
SK 1SMI...



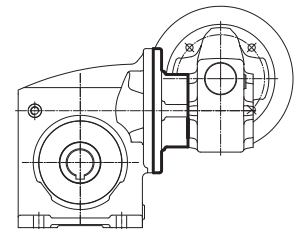
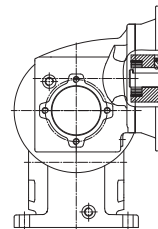
± → A58	63 SP/LP 56C	71 SP/LP 56C	80 SP/LP 56C
g	5.12	5.71	6.50
g1	4.53	4.88	5.59
g1Bre	4.84	5.24	5.63
k	7.56	8.43	9.45
kBre	9.76	10.71	11.97

Double Worm Gear Unit for Attachment to NEMA Standard Motors

SK 1SI...



SK 1SMI...



NEMA Standard Motor Adapter

NEMA	øa2	øb2	øc2	ød2	øe2	f2	l2	øs2	t2	u2
48C	0.16	3.00	0.25	0.50	3.75	0.16	1.69	0.29	FLAT	FLAT
56C	0.16	4.50	0.50	0.63	5.88	0.16	2.06	0.43	0.71	0.19

SK 1SI 75/40 SK 1SMI 75/40



Double Worm Gear Adapter

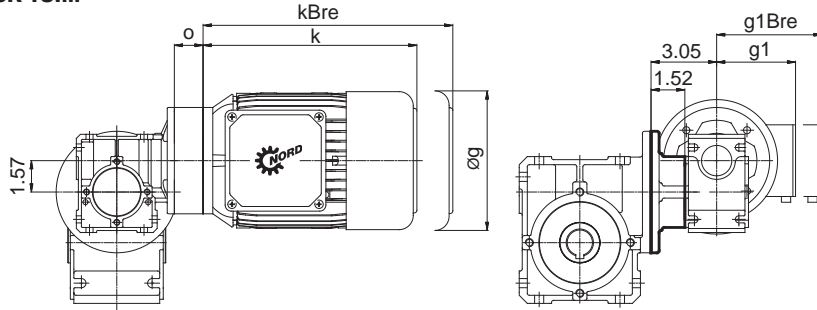
The double worm gear is an adapter that allows the worm gear unit SK 1SI40 to be used as the input stage for the worm gear units SK 1SI75 and SK 1SMI75.

The double worm gear allows the configuration of double worm gear drives.

Double Worm Gear Motor (IEC)

SK 1SI...

SK 1SMI...

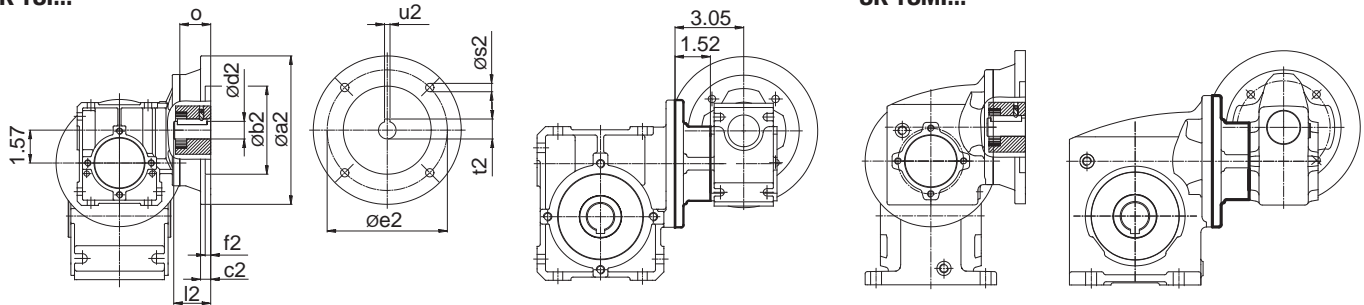


± ⇄ A58	63 SP/LP	71 SP/LP
g	5.12	5.71
g1	4.53	4.88
g1Bre	4.84	5.24
k	7.56	8.43
kBre	9.76	10.71

Double Worm Gear Unit for Attachment to IEC Standard Motors

SK 1SI...

SK 1SMI...



IEC Standard Motor Adapter

IEC	øa2	øb2	øc2	ød2	øe2	f2	l2	o	øe2	t2	u2
56 - C105	4.13	2.76	-	0.35	3.35	0.12	0.79	1.28	0.28	0.45	0.12
56 - A120	4.72	3.15	-	0.35	3.94	0.14	0.79	1.28	0.28	0.45	0.12
63 - C90	3.54	2.36	-	0.43	2.95	0.12	0.91	1.28	0.24	0.50	0.16
63 - C120	4.72	3.15	-	0.43	3.94	0.14	0.91	1.28	0.28	0.50	0.16
63 - A140	5.51	3.74	0.31	0.43	4.53	0.14	0.91	1.28	0.35	0.50	0.16
71 - C105	4.13	2.76	-	0.55	3.35	0.12	1.18	1.28	0.28	0.64	0.20
71 - C140	5.51	3.74	-	0.55	4.53	0.14	1.18	1.28	0.35	0.64	0.20
71 - C160	6.30	4.33	0.31	0.55	5.12	0.16	1.18	1.28	0.35	0.64	0.20
80 - C120	4.72	3.15	-	0.75	3.94	0.14	1.57	1.28	0.28	0.86	0.24
80 - C160	6.30	4.33	0.31	0.75	5.12	0.16	1.57	1.28	0.35	0.86	0.24
80 - A200	7.87	5.12	0.79	0.75	6.50	0.16	1.57	1.28	M10	0.86	0.24
90 - C140	5.51	3.74	-	0.94	4.53	0.14	1.97	1.79	0.35	1.07	0.31
90 - C160	6.30	4.33	0.31	0.94	5.12	0.16	1.97	1.79	0.35	1.07	0.31



SK 1SI 75/40 SK 1SMI 75/40

Double Worm Gear Adapter

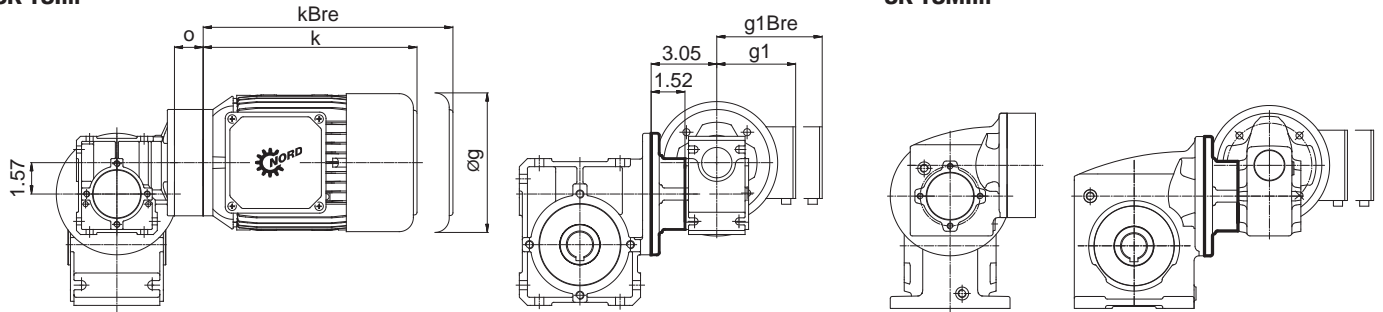
The double worm gear is an adapter that allows the worm gear unit SK 1SI40 to be used as the input stage for the worm gear units SK 1SI75 and SK 1SMI75.

The double worm gear allows the configuration of double worm gear drives.

Double Worm Gear Motor (NEMA)

SK 1SI...

SK 1SMI...

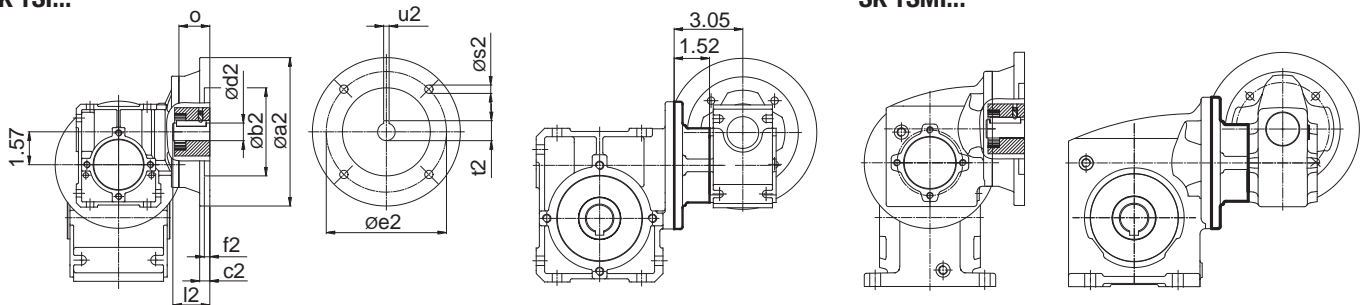


± ↗ A58	63 SP/LP 56C	71 SP/LP 56C	80 SP/LP 56C	80 LP 140TC	90 SP/LP 140TC
g	5.12	5.71	6.50	6.50	7.20
g1	4.53	4.88	5.59	5.59	5.79
g1Bre	4.84	5.24	5.63	5.63	5.83
k	7.56	8.43	9.45	9.45	11.02
kBre	9.76	10.71	11.97	11.97	13.98

Double Worm Gear Unit for Attachment to NEMA Standard Motors

SK 1SI...

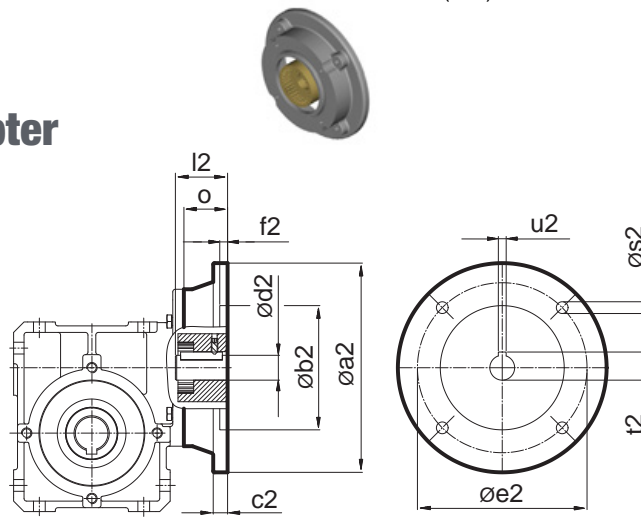
SK 1SMI...



NEMA Standard Motor Adapter

NEMA	Øa2	Øb2	Øc2	Ød2	Øe2	f2	l2	o	Øs2	t2	u2
56C	6.54	4.50	0.50	0.63	5.88	0.16	2.06	1.46	0.43	0.71	0.19
140TC	6.54	4.50	0.50	0.88	5.88	0.16	2.12	1.93	0.43	0.96	0.18

IEC Standard Motor Adapter



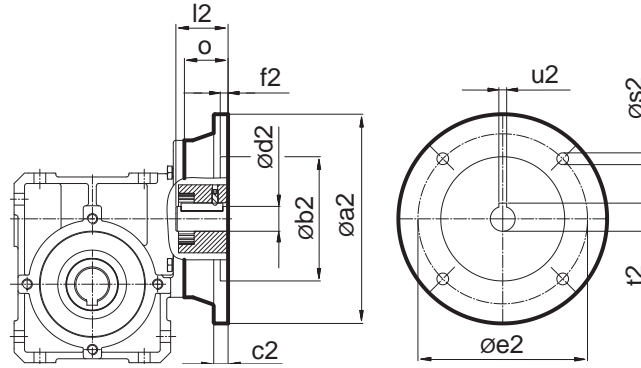
Motor Adapter			a2	b2	e2	f2	s2	d2	l2	t2	u2	o	o	o	o	o	o
IEC 56	B14	C105	4.13	2.76	3.35	0.12	0.28	0.35	0.79	0.45	0.12	1.16	1.28	1.28	1.28	1.28	1.28
IEC 56	B5	A120	4.72	3.15	3.94	0.14	0.28	0.35	0.79	0.45	0.12	1.16	1.28	1.28	1.28	1.28	1.28
IEC 63	B14	C90	3.54	2.36	2.95	0.12	0.24	0.43	0.91	0.50	0.16	1.16	1.28	1.28	1.28	1.28	1.28
IEC 63	B14	C120	4.72	3.15	3.94	0.14	0.28	0.43	0.91	0.50	0.16	1.16	1.28	1.28	1.28	1.28	1.28
IEC 63	B5	A140	5.51	3.74	4.53	0.14	0.35	0.43	0.91	0.50	0.16	1.16	1.28	1.28	1.28	1.28	1.28
IEC 71	B14	C105	4.13	2.76	3.35	0.12	0.28	0.55	1.18	0.64	0.20	1.16	1.28	1.28	1.28	1.42	1.28
IEC 71	B14	C140	5.51	3.74	4.53	0.14	0.35	0.55	1.18	0.64	0.20	1.16	1.28	1.28	1.28	1.42	1.28
IEC 71	B5	A160	6.30	4.33	5.12	0.16	0.35	0.55	1.18	0.64	0.20	-	1.28	1.28	1.28	1.42	1.28
IEC 80	B14	C120	4.72	3.15	3.94	0.14	0.28	0.75	1.57	0.86	0.24	-	1.28	1.28	1.28	1.42	1.28
IEC 80	B14	C160	6.30	4.33	5.12	0.16	0.35	0.75	1.57	0.86	0.24	-	1.28	1.28	1.28	1.42	1.28
IEC 80	B5	A200	7.87	5.12	6.50	0.16	M10	0.75	1.57	0.86	0.24	-	1.28	1.28	1.28	1.42	1.28
IEC 90	B14	C140	5.51	3.74	4.53	0.14	0.35	0.94	1.97	1.07	0.31	-	1.79	1.79	1.28	1.42	-
IEC 90	B14	C160	6.30	4.33	5.12	0.16	0.35	0.94	1.97	1.07	0.31	-	1.79	1.79	1.28	1.42	-
IEC 90	B5	A200	7.87	5.12	6.50	0.16	M10	0.94	1.97	1.07	0.31	-	1.79	1.79	1.28	1.42	-
IEC 100	B14	C160	6.30	4.33	5.12	0.16	0.35	1.10	2.36	1.23	0.31	-	-	-	-	1.42	-
IEC 100	B14	C200	7.87	5.12	6.50	0.16	0.43	1.10	2.36	1.23	0.31	-	-	-	-	1.42	-
IEC 100	B5	A250	9.84	7.09	8.46	0.20	M12	1.10	2.36	1.23	0.31	-	-	-	-	1.42	-
IEC 112	B14	C160	6.30	4.33	5.12	0.16	0.35	1.10	2.36	1.23	0.31	-	-	-	-	1.42	-
IEC 112	B14	C200	7.87	5.12	6.50	0.16	0.43	1.10	2.36	1.23	0.31	-	-	-	-	1.42	-
IEC 112	B5	A250	9.84	7.09	8.46	0.20	M12	1.10	2.36	1.23	0.31	-	-	-	-	1.42	-

Motor Adapter			Available Version					
			SK 1SI 31	SK 1SI 40	SK 1SI 50	SK 1SI 63	SK 1SI 75	SK H10
IEC 56	B14	C105	●	●	●	●	●	
IEC 56	B5	A120	●	●	●	●	●	
IEC 63	B14	C90	●*	●*	●*	●*	●*	
IEC 63	B14	C120	●	●	●	●	●	
IEC 63	B5	A140	●	●	●	●	●	
IEC 71	B14	C105	●*	●*	●*	●*	●*	
IEC 71	B14	C140	●	●	●	●	●	
IEC 71	B5	A160	●	●	●	●	●	
IEC 80	B14	C120	●	●*	●*	●*	●*	
IEC 80	B14	C160	●	●	●	●	●	
IEC 80	B5	A200	●	●	●	●	●	
IEC 90	B14	C140	●	●*	●*	●*	●*	
IEC 90	B14	C160	●	●	●	●	●	
IEC 90	B5	A200	●	●	●	●	●	
IEC 100	B14	C160	●	●	●	●	●	
IEC 100	B14	C200	●	●	●	●	●	
IEC 100	B5	A250	●	●	●	●*	●*	
IEC 112	B14	C160	●	●	●	●	●	
IEC 112	B14	C200	●	●	●	●	●	
IEC 112	B5	A250	●	●	●	●*	●*	

* Standard offering



NEMA Standard Motor Adapter



NEMA	ϕa_2	ϕb_2	ϕe_2	f_2	ϕs_2	ϕd_2	l_2	t_2	u_2	o	SI				
											SI 31	SI 40/	SI 50/	SI 63/	SI 75*/ H10
N48C	6.54	3.00	3.75	0.18	0.28	0.50	2.06	0.56	0.13	1.50	-	-	-	-	
N56C	6.54	4.50 (4.33*)	5.87 (5.12*)	0.18 (0.20*)	0.43 (0.35*)	0.63	2.06 (1.87*)	0.71	0.19	1.89	1.46/ 2.76	1.46/ 3.15	1.46/ 3.15	1.46/ 3.54	
N140TC	6.54	4.50	5.87	0.18 (0.20*)	0.43	0.87	2.12 (2.13*)	0.96	0.19	-	1.93/ 3.15	1.93/ 3.15	1.93/ 3.15	1.93/ 3.54	
N180TC	9.17	8.50	8.50 (7.25*)	0.23	0.55	1.13	2.62 (2.85*)	1.24 (1.25*)	0.25 (0.25*)	-	-	-	3.06	2.16	

UNIVERSAL
Worm gear units

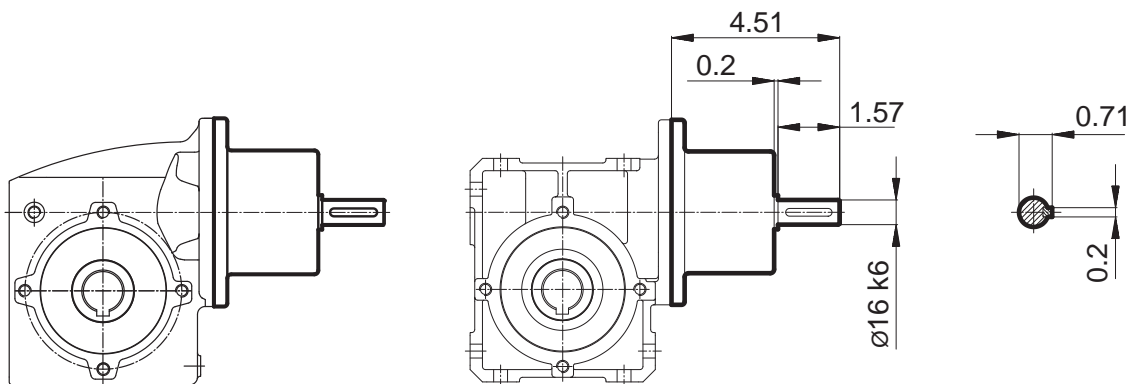


SK 1SI 40 ... 50 ... 63 ... 75 - W
SK 1SMI 40 ... 50 ... 63 ... 75 - W

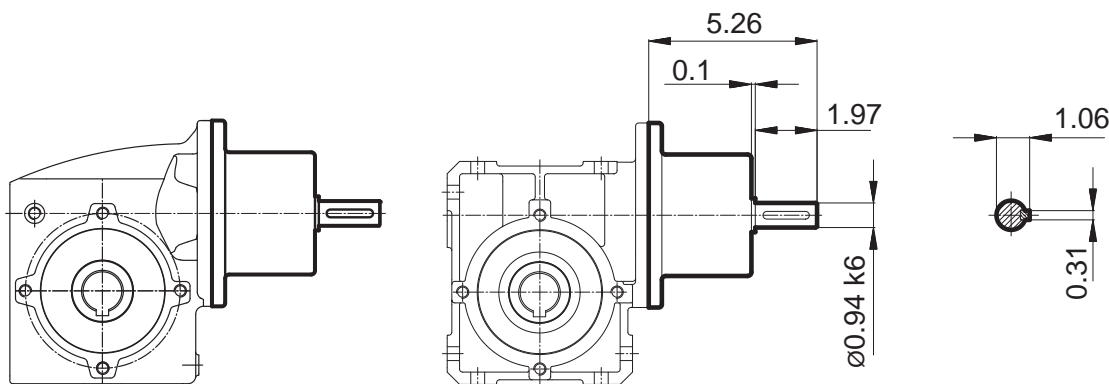
Free Drive Shaft - Type W

The Type W free drive shaft can be supplied with UNIVERSAL SI worm gear units SK 1SI40, SK 1SI50, SK 1SI63, SK 1SI75 as well as UNIVERSAL SMI worm gear units SK 1SMI40, SK 1SMI50, SK 1SMI63, SK 1SMI75 and the helical gear input stage H10.

SK 1SI 40 ... 50 ... 63 - W
SK 1SMI 40 ... 50 ... 63 - W



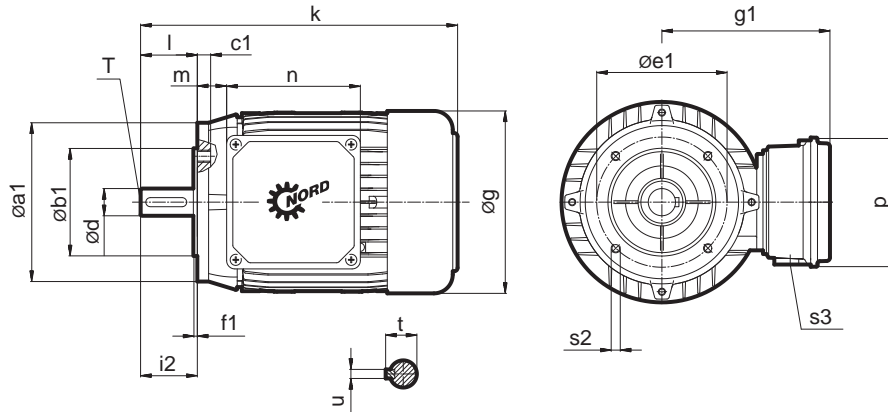
SK 1SI 75 - W
SK 1SMI 75 - W



UNIVERSAL
Worm gear units



IEC Three-Phase Motor / Brakemotor

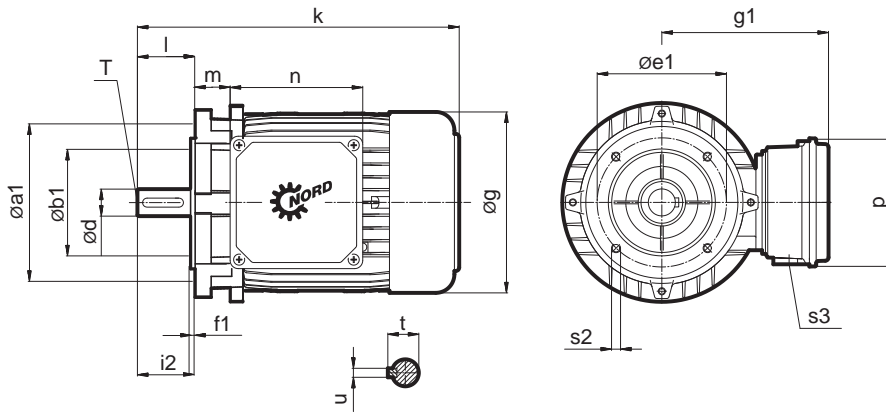


Three-Phase Motors	M_B [lb-in]	P_1 [hp]	n_1 [rpm]	$a1$ b1	$\frac{lb}{lbs}$	k	$c1$ e1	d T	t u	$f1$ s2	g g1	$i2$ l	$s3$ n	m p
63 SP/4 B14 C90		0.16	1335	3.54 2.36	7.94	8.46	0.31 2.95	0.43 M4	0.49 0.16	0.1 M5	5.12 4.53	0.91 0.91	M20 3.94	0.47 3.94
63 LP/4 B14 C90		0.25	1350	3.54 2.36	9.26	8.46	0.31 2.95	0.43 M4	0.49 0.16	0.1 M5	5.12 4.53	0.91 0.91	M20 3.94	0.47 3.94
71 SP/4 B14 C105		0.33	1380	4.13 2.76	11.91	9.61	0.47 3.35	0.55 M5	0.63 0.20	0.1 M6	5.71 4.88	1.18 1.18	M20 3.94	0.79 3.94
71 LP/4 B14 C105		0.50	1380	4.13 2.76	13.89	9.61	0.47 3.35	0.55 M5	0.63 0.20	0.1 M6	5.71 4.88	1.18 1.18	M20 3.94	0.79 3.94
80 LP/4 B14 C120		1.00	1375	4.72 3.15	19.84	10.87	0.47 3.94	0.75 M6	0.85 0.24	0.12 M6	6.50 5.59	1.57 1.57	M25 4.49	0.87 4.49
90 SP/4 B14 C140		1.50	1395	5.51 3.74	26.46	12.83	0.59 4.53	0.94 M8	1.06 0.31	0.12 M8	7.20 5.79	1.97 1.97	M25 4.49	1.02 4.49
90 LP/4 B14 C140		2.00	1395	5.51 3.74	30.86	12.83	0.59 4.53	0.94 M8	1.06 0.31	0.12 M8	7.20 5.79	1.97 1.97	M25 4.49	1.02 4.49
100 LP/4 B5 A250		3.00	1440	9.84 7.09	52.91	14.41	0.59 8.46	1.10 M10	1.22 0.31	0.16 0.55	7.91 6.65	2.36 2.36	M32 4.49	1.26 4.49
100 AP/4 B5 A250		4.00	1415	9.84 7.09	59.52	14.41	0.59 8.46	1.10 M10	1.22 0.31	0.16 0.55	7.91 6.65	2.36 2.36	M32 4.49	1.26 4.49
112 MP/4 B5 A250		5.00	1445	9.84 7.09	79.37	16.18	0.59 8.46	1.10 M10	1.22 0.31	0.16 0.55	8.98 7.05	2.36 2.36	M32 4.49	1.77 4.49

Three-Phase Brakemotors	M_B [lb-in]	P_1 [hp]	n_1 [rpm]	$a1$ b1	$\frac{lb}{lbs}$	k	$c1$ e1	d T	t u	$f1$ s2	g g1	$i2$ l	$s3$ n	m p
63 SP/4 B14 C90 BRE 5	ⓘ 44.25	0.16	1335	3.54 2.36	12.35	271	0.31 2.95	0.43 M4	0.49 0.16	0.1 M5	5.12 4.84	0.91 0.91	M20 5.20	0.75 3.43
63 LP/4 B14 C90 BRE 5	ⓘ 44.25	0.25	1350	3.54 2.36	13.67	271	0.31 2.95	0.43 M4	0.49 0.16	0.1 M5	5.12 4.84	0.91 0.91	M20 5.20	0.75 3.43
71 SP/4 B14 C105 BRE 5	ⓘ 44.25	0.33	1380	4.13 2.76	16.31	302	0.47 3.35	0.55 M5	0.63 0.20	0.1 M6	5.75 5.24	1.18 1.18	M20 5.20	1.06 3.43
71 LP/4 B14 C105 BRE 5	ⓘ 44.25	0.50	1380	4.13 2.76	18.30	302	0.47 3.35	0.55 M5	0.63 0.20	0.1 M6	5.75 5.24	1.18 1.18	M20 5.20	1.06 3.43
80 LP/4 B14 C120 BRE 10	ⓘ 88.51	1.00	1375	4.72 3.15	26.46	340	0.47 3.94	0.75 M6	0.85 0.24	0.12 M6	6.50 5.63	1.57 1.57	M25 6.02	1.02 4.25
90 SP/4 B14 C140 BRE 10	ⓘ 88.51	1.50	1395	5.51 3.74	37.48	401	0.59 4.53	0.94 165	1.06 0.31	0.12 M8	7.20 5.83	1.97 1.97	M25 6.02	1.18 4.25
90 LP/4 B14 C140 BRE 20	ⓘ 177.01	2.00	1395	5.51 3.74	41.89	401	0.59 4.53	0.94 M8	1.06 0.31	0.12 M8	7.20 5.83	1.97 1.97	M25 6.02	1.18 4.25
100 LP/4 B5 A250 BRE 20	ⓘ 177.01	3.00	1440	9.84 7.09	68.34	457	0.59 8.46	1.10 M10	1.22 0.31	0.16 0.55	7.91 6.26	2.36 2.36	M25 6.02	1.42 4.25
100 AP/4 B5 A250 BRE 40	ⓘ 354.03	4.00	1415	9.84 7.09	74.96	479	0.59 8.46	1.10 M10	1.22 0.31	0.16 0.55	7.91 6.26	2.36 2.36	M25 6.02	1.42 4.25
112 MP/4 B5 A250 BRE 40	ⓘ 354.03	5.00	1445	9.84 7.09	101.41	623	0.59 8.46	1.10 M10	1.22 0.31	0.16 0.55	8.98 6.69	2.36 2.36	M25 6.02	1.93 4.25

UNIVERSAL
Worm gear units

NEMA Three-Phase Motor / Brakemotor



Three-Phase Motors	M _B [lb-in]	P ₁ [hp]	n ₁ [rpm]	a1 b1	[lbs]	k	e1	d T	t u	f1 s2	g g1	i2 l	s3 n	m p
63 SP/4 56C		0.16	1695	6.50 4.50	8.4	9.62	5.88	0.625 1.69	0.52 0.19	0.16 3/8-16 x 0.71	5.08 4.53	2.06 1.88	M20 3.94	0.47 3.94
63 LP/4 56C		0.25	1705	6.50 4.50	10	9.62	5.88	0.625 1.69	0.52 0.19	0.16 3/8-16 x 0.71	5.08 4.53	2.06 1.88	M20 3.94	0.47 3.94
71 SP/4 56C		0.33	1725	6.50 4.50	13	10.49	5.88	0.625 1.69	0.52 0.19	0.16 3/8-16 x 0.71	5.75 4.88	2.06 1.88	M20 3.94	0.79 3.94
71 LP/4 56C		0.50	1725	6.50 4.50	16	10.49	5.88	0.625 1.69	0.52 0.19	0.16 3/8-16 x 0.71	5.75 4.88	2.06 1.88	M20 3.94	0.79 3.94
80 SP/4 56C		0.75	1730	6.50 4.50	21	11.51	5.88	0.625 1.69	0.52 0.19	0.16 3/8-16 x 0.87	6.46 5.59	2.06 1.88	M25 4.49	1.02 4.49
80 LP/4 143TC		1.00	1730	6.50 4.50	22	11.57	5.88	0.875 1.81	0.77 0.19	0.16 3/8-16 x 0.87	6.46 5.59	2.12 2.25	M25 4.49	1.02 4.49
90 SP/4 145TC		1.50	1740	6.50 4.50	33	13.15	5.88	0.875 1.81	0.77 0.19	0.16 3/8-16 x 0.71	7.20 5.79	2.12 2.25	M25 4.49	1.18 4.49
90 LP/4 145TC		2.00	1730	6.50 4.50	37	13.15	5.88	0.875 1.81	0.77 0.19	0.16 3/8-16 x 0.71	7.20 5.79	2.12 2.25	M25 4.49	1.18 4.49
100 LP/4 182TC		3.00	1765	9.00 8.50	54	14.83	7.25	1.125 2.25	0.99 0.25	0.25 1/2-13 x 1.10	7.91 6.65	2.62 2.75	M32 4.49	1.42 4.49
100 AP/4 184TC		4.00	1760	9.00 8.50	62	14.83	7.25	1.125 2.25	0.99 0.25	0.25 1/2-13 x 1.10	7.91 6.65	2.62 2.75	M32 4.49	1.42 4.49
112 MP/4 184TC		5.00	1755	9.00 8.50	78	16.44	7.25	1.125 2.25	0.99 0.25	0.25 1/2-13 x 0.98	8.90 7.05	2.62 2.75	M32 4.49	1.38 4.49
Three-Phase Brakemotors	M _B [lb-in]	P ₁ [hp]	n ₁ [rpm]	a1 b1	[lbs]	k	e1	d T	t u	f1 s2	g g1	i2 l	s3 n	m p
63 SP/4 56C BRE5	44.25	0.16	1695	6.50 4.50	12.3	11.83	5.88	0.625 1.69	0.52 0.19	0.16 3/8-16 x 0.71	5.08 4.84	2.06 1.88	M20 5.28	0.75 3.50
63 LP/4 56C BRE5	44.25	0.25	1705	6.50 4.50	13.7	11.83	5.88	0.625 1.69	0.52 0.19	0.16 3/8-16 x 0.71	5.08 4.84	2.06 1.88	M20 5.28	0.75 3.50
71 SP/4 56C BRE5	44.25	0.33	1725	6.50 4.50	16.4	12.77	5.88	0.625 1.69	0.52 0.19	0.16 3/8-16 x 0.71	5.75 5.20	2.06 1.88	M20 5.28	1.06 3.50
71 LP/4 56C BRE5	44.25	0.50	1725	6.50 4.50	18.4	12.77	5.88	0.625 1.69	0.52 0.19	0.16 3/8-16 x 0.71	5.75 5.20	2.06 1.88	M20 5.28	1.06 3.50
80 SP/4 56C BRE5	44.25	0.75	1730	6.50 4.50	24.6	14.03	5.88	0.625 1.69	0.52 0.19	0.16 3/8-16 x 0.87	6.46 5.59	2.06 1.88	M25 6.02	1.18 4.25
80 LP/4 143TC BRE10	88.51	1.00	1730	6.50 4.50	28.6	14.53	5.88	0.875 1.81	0.77 0.19	0.16 3/8-16 x 0.87	6.46 5.59	2.12 2.25	M25 6.02	1.18 4.25
90 SP/4 145TC BRE20	177.01	1.50	1740	6.50 4.50	45	16.73	5.88	0.875 1.81	0.77 0.19	0.16 3/8-16 x 0.71	7.20 5.79	2.12 2.25	M25 6.02	1.34 4.25
90 LP/4 145TC BRE20	177.01	2.00	1730	6.50 4.50	49	16.73	5.88	0.875 1.81	0.77 0.19	0.16 3/8-16 x 0.71	7.20 5.79	2.12 2.25	M25 6.02	1.34 4.25
100 LP/4 182TC BRE20	177.01	3.00	1765	9.00 8.50	71	18.41	7.25	1.125 2.25	0.99 0.25	0.25 1/2-13 x 1.10	7.91 6.77	2.62 2.75	M32 6.02	1.57 4.25
100 AP/4 184TC BRE40	354.03	4.00	1760	9.00 8.50	78	18.53	7.25	1.125 2.25	0.99 0.25	0.25 1/2-13 x 1.10	7.91 6.77	2.62 2.75	M32 6.02	1.57 4.25
112 MP/4 184TC BRE60	531.60	5.00	1755	9.00 8.50	93	20.66	7.25	1.125 2.25	0.99 0.25	0.25 1/2-13 x 0.98	8.90 7.17	2.62 2.75	M32 6.02	1.54 4.25

UNIVERSAL
Worm gear units

Services



Expedited Delivery

- ▶ Fastest standard lead times in the industry
- ▶ Expedited delivery available upon request



Competitor Interchange

- ▶ Drop-in and/or functional replacements for competitor products



Emergency Hotline

- ▶ 24/7/365 emergency breakdown hotline for replacement parts and units with parts in stock



Mechatronic Selection, Design, and Support

- ▶ Mechanical Application Engineering
- ▶ Electrical Application Engineering
- ▶ Large Industrial Gear Unit Engineering
- ▶ Project Engineering



Aftermarket Service

- ▶ Inspection and repair
- ▶ Warranty and spare parts



NORD ECO

- ▶ Energy and carbon emission optimization program
- ▶ Analyzes results to reveal opportunities to reduce your energy requirements



NORD SMART CHECK

- ▶ Comprehensive system evaluation by NORD experts
- ▶ Recommendations and detailed documentation provided



Training

- ▶ Authorized Distributor training on-site at NORD or on-location at your facility

Systems


LogiDrive®

- ▶ High efficiency gearbox and motor
- ▶ Efficient operation at partial load and low speeds
- ▶ High overload capacity
- ▶ Variant reduction due to constant torque over a wide speed range
- ▶ Reduced spare part inventory
- ▶ Plug & Play connectivity
- ▶ Standardized hollow shaft diameters



Surface Protection

nsd tupH



nsd tupH™ Sealed Surface Conversion System

- ▶ State-of-the-art surface conversion system for aluminum units
- ▶ Corrosion-resistant finish that won't blister, peel, or flake
- ▶ Wash-down, hygienic housing for high-pressure and caustic operating environments
- ▶ Conforms to FDA Title 21 CFR 175.300

Quality High-Solid Paints

- ▶ More than 100 additional color options
- ▶ Custom color matching to your paint specifications
- ▶ Coating system solutions for every application



Find local sales, service, and distributor contacts at www.nord.com/locator

NORD DRIVESYSTEMS

Product Literature

Gear Units



NORDBLOC.1® Helical Inline
Catalog: G1000



UNICASE™ Helical Inline
Catalog: G1000



UNICASE™ Parallel Shaft
Catalog: G1000



UNICASE™ Helical Bevel
Catalog: G1000



NORDBLOC.1® 2-Stage Helical Bevel
Catalog: G1000



DuoDrive Integrated Gear Motor
Catalog: G5010, Flyer: S5010



UNICASE™ Worm
Catalog: G1000



UNIVERSAL SI Worm
Catalog: G1000

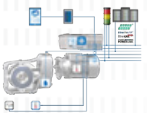


SMI Worm
Catalog: G1000

Systems



LogiDrive Complete Drive Solution
Flyer: S5210



Condition Monitoring for Predictive Maintenance
Flyer: S9091



nsd tupH™ Sealed Surface Conversion
Flyer: S4500



Screw Conveyor Package (SCP)
Catalog: G1000

Motors & Brakemotors



IE4/IE5+ Premium Efficiency Motors
Catalog: M5000, Flyer: S9012



VFD/AC Vector Duty Motors
Catalog: M7000



Smooth Body Motors
Catalog: M7010, TI60-0002

Variable Frequency Drives



NORDAC® START Motor Starters
Catalog: E3000, Flyer: F3015



NORDAC® BASE VFDs
Catalog: E3000, Flyer: F3018



NORDAC® FLEX VFDs
Catalog: E3000, Flyer: F3020



NORDAC® LINK VFDs & Motor Starters
Catalog: E3000, Flyer: F3025



NORDAC® PRO VFDs
Catalog: E3000, Flyer: F3060



NORDAC® ON/ON+ VFDs
Catalog: E3000, Flyer: S9013

Industrial Gear Units



MAXXDRIVE® Industrial Gear Units (Parallel, Right Angle)
Catalog: G1050, Flyer: F1050



MAXXDRIVE® XT Industrial Gear Units (Parallel with High Thermal Limit)
Catalog: TI60-0011, Flyer: S1055



MAXXDRIVE® XD Industrial Gear Units (Extended Center Distance)
Flyer: S1056



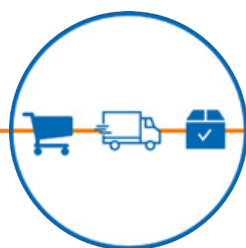
Endurance Package
Application Sheet: 106066000

Ordering is Easy With myNORD Online Tools!

- ▶ Obtain drawing files direct from quote configuration
- ▶ Effortlessly select & configure customized drive solutions
- ▶ Create quotes with account-specific net pricing
- ▶ Order-specific documentation
- ▶ 24/7/365 order tracking
- ▶ Select and order spare parts



Register now at myNORD.com!



Headquarters:
 Getriebebau NORD GmbH & Co. KG
 Getriebebau-Nord-Str. 1
 22941 Bargteheide, Germany
 T: +49 45 32 / 289 0
 F: +49 45 32 / 289 22 53
info@nord.com