

SK	Gear Unit	Shaft/Mounting	Reducer Options	Motor/Input	Motor Options
	1	2	3	4	

<p>1</p> <table border="1"> <thead> <tr> <th colspan="2">Gear Unit</th> </tr> </thead> <tbody> <tr><td>02040</td><td>13050</td></tr> <tr><td>02050</td><td>13063</td></tr> <tr><td>12063</td><td>13080</td></tr> <tr><td>12080</td><td>33100</td></tr> <tr><td>32100</td><td>43125</td></tr> <tr><td>42125</td><td></td></tr> </tbody> </table>	Gear Unit		02040	13050	02050	13063	12063	13080	12080	33100	32100	43125	42125		<p>2</p> <table border="1"> <thead> <tr> <th colspan="2">Shaft/Mounting</th> </tr> </thead> <tbody> <tr> <td><input type="checkbox"/> - Solid Shaft/Foot Mount</td> <td><input type="checkbox"/> AZ - Hollow Shaft/B14 Flange</td> </tr> <tr> <td><input type="checkbox"/> VF - Solid Shaft/B5 Flange</td> <td><input type="checkbox"/> AF - Hollow Shaft/B5 Flange</td> </tr> <tr> <td><input type="checkbox"/> LX - Double Solid Shaft/Foot</td> <td></td> </tr> </tbody> </table> <p>3</p> <table border="1"> <thead> <tr> <th colspan="3">Reducer Options</th> </tr> </thead> <tbody> <tr> <td><input type="checkbox"/> B - Fixing Element Kit</td> <td><input type="checkbox"/> M - GRIPMAXX™</td> <td><input type="checkbox"/> FKM - Flouro-rubber Seals</td> </tr> <tr> <td><input type="checkbox"/> D - Torque Arm</td> <td><input type="checkbox"/> PR - Flange Pilot Removal</td> <td><input type="checkbox"/> OSG - Oil Sight Glass</td> </tr> <tr> <td><input type="checkbox"/> H - Hollow Shaft Cover</td> <td><input type="checkbox"/> SM5 - Stainless Steel Shaft</td> <td><input type="checkbox"/> OA - Oil Expansion Chamber</td> </tr> <tr> <td><input type="checkbox"/> H66 - IP66 Hollow Shaft Cover</td> <td><input type="checkbox"/> SWA - Special Hollow Shaft</td> <td><input type="checkbox"/> OC - Oil Cooler</td> </tr> <tr> <td><input type="checkbox"/> VL - Heavy Duty Output Bearings</td> <td><input type="checkbox"/> SWV - Special Solid Shaft</td> <td><input type="checkbox"/> MDP - Magnetic Drain Plug</td> </tr> <tr> <td><input type="checkbox"/> LL - Long Term Storage</td> <td><input type="checkbox"/> Cross Drilled Shaft</td> <td><input type="checkbox"/> ADP - Additional Drain Plug</td> </tr> <tr> <td><input type="checkbox"/> SH - Shrink Disc & Cover</td> <td></td> <td></td> </tr> </tbody> </table>	Shaft/Mounting		<input type="checkbox"/> - Solid Shaft/Foot Mount	<input type="checkbox"/> AZ - Hollow Shaft/B14 Flange	<input type="checkbox"/> VF - Solid Shaft/B5 Flange	<input type="checkbox"/> AF - Hollow Shaft/B5 Flange	<input type="checkbox"/> LX - Double Solid Shaft/Foot		Reducer Options			<input type="checkbox"/> B - Fixing Element Kit	<input type="checkbox"/> M - GRIPMAXX™	<input type="checkbox"/> FKM - Flouro-rubber Seals	<input type="checkbox"/> D - Torque Arm	<input type="checkbox"/> PR - Flange Pilot Removal	<input type="checkbox"/> OSG - Oil Sight Glass	<input type="checkbox"/> H - Hollow Shaft Cover	<input type="checkbox"/> SM5 - Stainless Steel Shaft	<input type="checkbox"/> OA - Oil Expansion Chamber	<input type="checkbox"/> H66 - IP66 Hollow Shaft Cover	<input type="checkbox"/> SWA - Special Hollow Shaft	<input type="checkbox"/> OC - Oil Cooler	<input type="checkbox"/> VL - Heavy Duty Output Bearings	<input type="checkbox"/> SWV - Special Solid Shaft	<input type="checkbox"/> MDP - Magnetic Drain Plug	<input type="checkbox"/> LL - Long Term Storage	<input type="checkbox"/> Cross Drilled Shaft	<input type="checkbox"/> ADP - Additional Drain Plug	<input type="checkbox"/> SH - Shrink Disc & Cover		
Gear Unit																																															
02040	13050																																														
02050	13063																																														
12063	13080																																														
12080	33100																																														
32100	43125																																														
42125																																															
Shaft/Mounting																																															
<input type="checkbox"/> - Solid Shaft/Foot Mount	<input type="checkbox"/> AZ - Hollow Shaft/B14 Flange																																														
<input type="checkbox"/> VF - Solid Shaft/B5 Flange	<input type="checkbox"/> AF - Hollow Shaft/B5 Flange																																														
<input type="checkbox"/> LX - Double Solid Shaft/Foot																																															
Reducer Options																																															
<input type="checkbox"/> B - Fixing Element Kit	<input type="checkbox"/> M - GRIPMAXX™	<input type="checkbox"/> FKM - Flouro-rubber Seals																																													
<input type="checkbox"/> D - Torque Arm	<input type="checkbox"/> PR - Flange Pilot Removal	<input type="checkbox"/> OSG - Oil Sight Glass																																													
<input type="checkbox"/> H - Hollow Shaft Cover	<input type="checkbox"/> SM5 - Stainless Steel Shaft	<input type="checkbox"/> OA - Oil Expansion Chamber																																													
<input type="checkbox"/> H66 - IP66 Hollow Shaft Cover	<input type="checkbox"/> SWA - Special Hollow Shaft	<input type="checkbox"/> OC - Oil Cooler																																													
<input type="checkbox"/> VL - Heavy Duty Output Bearings	<input type="checkbox"/> SWV - Special Solid Shaft	<input type="checkbox"/> MDP - Magnetic Drain Plug																																													
<input type="checkbox"/> LL - Long Term Storage	<input type="checkbox"/> Cross Drilled Shaft	<input type="checkbox"/> ADP - Additional Drain Plug																																													
<input type="checkbox"/> SH - Shrink Disc & Cover																																															

4	Input Shaft	NEMA Adapter	IEC	Integral Motors	Integral Premium Efficient Motors	Integral Intermittent Duty (60 min) Motors	Scoop	Motor Platform	Servo Adapter (Keyed)
	W	N56C N140TC N180TC N210TC N250TC	IEC 63 IEC 71 IEC 80 IEC 90 IEC 100 IEC 112 IEC 132 IEC 160	63S/4 - 0.16hp 63L/4 - 0.25hp 71S/4 - 0.33hp 71L/4 - 0.50hp 80S/4 - 0.75hp	80LP/4 - 1hp 90SP/4 - 1.5hp 90LP/4 - 2hp 100LP/4 - 3hp 112MP/4 - 5hp 132SP/4 - 7.5hp 132MP/4 - 10hp 160MP/4 - 15hp 160LP/4 - 20hp Other Speeds Available	80L/4 - 1hp 90S/4 - 1.5hp 90L/4 - 2hp 100L/4 - 3hp 100LA/4 - 5hp 112M/4 - 5.4hp 132S/4 - 7.5hp 132M/4 - 10hp 160M/4 - 15hp 160L/4 - 20hp Other Speeds Available	S56 S140T S180T S210T S250T	MKN056 MKN140 MKN180 MKN210 MKN250	SEP 100 SEP 130 SEP 165 SEP 215 SEP 300 Servo Adapter (Clamp) SEK 100 SEK 130 SEK 165 SEK 215 SEK 300

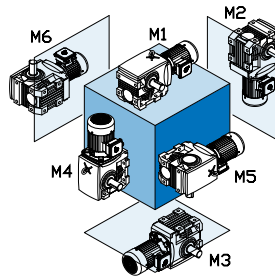
Product Specifications

Ratio :1

OR

Output Speed rpm

- Mounting Position**
- M1
 - M2
 - M3
 - M4
 - M5
 - M6
 - Special _____



- Paint**
- Standard Stainless Steel Paint
 - NSD+ (gray)
 - NSD+W (white)
 - NSD-X3 (gray)
 - NSD-X3W (white)
 - Casting Primed
 - Special _____

- Lubricant**
- Standard
 - Synthetic
 - Food Grade
 - Other _____

Solid Shaft Side
(if required)

- Shaft Side A
- Shaft Side B
- Shaft Side A&B

Shaft Diameter (if required)

B5 Flange Side
(if required)

- Flange Side A
- Flange Side B
- Flange Side A&B

B5 Flange Diameter
(if required)

Torque Arm Side & Location (if required)

- Side A
 - Side B
- Location

Shrink Disc Side
(if required)

- Side A
- Side B

H66 Side
(if required)

- H66 Side A
- H66 Side B

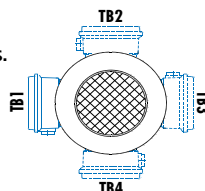
Gearmotor Only Details

Voltage & Frequency

- 230/460V-60Hz (460V only ≥ 40 hp)
- 575V-60Hz
- 208V-60Hz
- 400V-50Hz
- 115/230V-60Hz, 1 ph.
- Other _____

Terminal Box Pos.

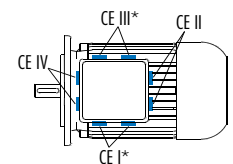
- TB1
- TB2
- TB3
- TB4



Mtg. Pos. M1 Shown

Conduit Entry Loc.

- CE I *
- CE II
- CE III *
- CE IV



* Brakemotor
Mtg. Pos. M1 Shown